



NATIONAL BUREAU OF STATISTICS

# Transport Fare Watch

(MARCH 2021)



**Report Date: April 2021**

***Data Source: National Bureau of Statistics (NBS)***

# CONTENTS

<b>Executive Summary</b> .....	1
<b>Average Transport Fare Across States</b>	
-States Bus Journey Within City, Per Drop Constant Route .....	2
-States Bus Journey Intercity, State Route, Charge per person .....	3
-Air Fare Charge for Specified Routes Single Journey .....	4
-Journey by Motorcycle (Okada) Per Drop .....	5
-Waterway Passenger Transport .....	6
<b>Average Transport Fare by Categories - All States</b>	
Abia .....	7
Abuja .....	8
Adamawa .....	9
Akwa Ibom .....	10
Anambra .....	11
Bauchi .....	12
Bayelsa .....	13
Benue .....	14
Borno .....	15
Cross River .....	16
Delta .....	17
Ebonyi .....	18
Edo .....	19
Ekiti .....	20
Enugu .....	21
Gombe .....	22
Imo .....	23
Jigawa .....	24
Kaduna .....	25
Kano .....	26
Katsina .....	27
Kebbi .....	28
Kogi .....	29
Kwara .....	30
Lagos .....	31
Nassarawa .....	32
Niger .....	33
Ogun .....	34
Ondo .....	35
Osun .....	36
Oyo .....	37
Plateau .....	38
Rivers .....	39
Sokoto .....	40
Taraba .....	41
Yobe .....	42
Zamfara .....	43
<b>Methodology</b> .....	44
<b>Acknowledgment and Contact</b> .....	45

## EXECUTIVE SUMMARY

The Transport fare Watch report for March 2021 covers the following categories namely bus journey within the city per drop constant route; bus journey intercity, state route, charge per person; air fare charge for specified routes single journey; journey by motorcycle (Okada) per drop; and water way passenger transport.

Average fare paid by commuters for bus journey within the city increased by 4.42% month-on-month and by 82.50% year-on-year to N377.27 in March 2021 from N361.31 in February 2021. States with highest bus journey fare within city were Zamfara (N618.23), Bauchi (N597.14) and Ekiti (N500.15) while States with lowest bus journey fare within city were Oyo (N197.55), Abia (N209.87) and Borno (N258.14).

Average fare paid by commuters for bus journey intercity increased by 1.62% month-on-month and by 42.58% year-on-year to N2,411.29 in March 2021 from N2,372.87 in February 2021. States with highest bus journey fare intercity were Abuja FCT (N4,576.28), Lagos (N3,425.18) and Sokoto (N3,380.20) while States with lowest bus journey fare within city were Bayelsa (N1,700.19), Enugu (N1,720.45) and Bauchi (N1,725.35).

Average fare paid by air passengers for specified routes single journey increased by 0.10% month-on-month and by 18.71% year-on-year to N36,495.41 in March 2021 from N36,458.11 in February 2021. States with highest air fare were Anambra/Lagos (N38,600.00), Delta/Jigawa (N38,500.00), Bauchi (N38,450.00) while States with lowest air fare were Akwa-Ibom (N32,700.00), Sokoto (N33,200.00), and Katsina (N35,150.00).

Average fare paid by commuters for journey by motorcycle per drop increased by 1.76% month-on-month and by 102.46% year-on-year to N271.44 in March 2021 from N266.74 in February 2021. States with highest journey fare by motorcycle per drop were Rivers (N420.35), Taraba (N420.15) and Yobe (N420.10) while states with lowest journey fare by motorcycle per drop were Adamawa (N90.43), Katsina (N147.64) and Niger (N159.20).

Average fare paid by passengers for water way passenger transport increased by 1.81% month-on-month and by 43.52% year-on-year to N808.38 in March 2021 from N794.02 in February 2021. States with highest fare by water way passenger transport were Bayelsa (N2,300.80), Delta (N2,300.60) and Rivers (N2,285.67) while states with lowest fare by water way passenger transport were Borno (N250.30), Gombe (N320.15) and Abuja FCT (N350.79).

# TRANSPORT FARE WATCH - MARCH 2021

## Average Transport Fare Across States -Bus Journey Within City , Per Drop Constant Route



YoY = 82.50%

**N206.73**

MARCH 2020 Average



AVERAGE

**N377.27**



MoM = 4.42%

**N361.31**

FEBRUARY 2021 Average

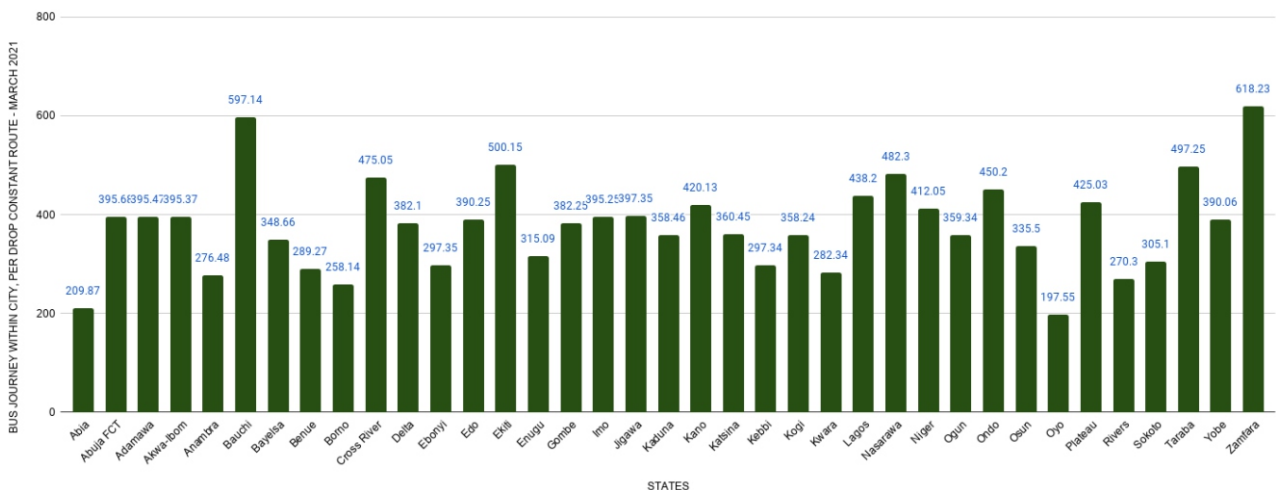
### STATES WITH THE HIGHEST AVERAGE PRICES IN MARCH 2021

	Mar - 21	YoY %	MoM %
ZAMFARA	<b>N618.23</b>	<b>73.10%</b>	<b>-0.31%</b>
BAUCHI	<b>N597.14</b>	<b>497.14%</b>	<b>12.65%</b>
EKITI	<b>N500.15</b>	<b>98.92%</b>	<b>5.24%</b>

### STATES WITH THE LOWEST AVERAGE PRICES IN MARCH 2021

	Mar - 21	YoY %	MoM %
OYO	<b>N197.55</b>	<b>1.02%</b>	<b>3.73%</b>
ABIA	<b>N209.87</b>	<b>34.02%</b>	<b>0.63%</b>
BORNO	<b>N258.14</b>	<b>63.38%</b>	<b>2.96%</b>

BUS JOURNEY WITHIN CITY, PER DROP CONSTANT ROUTE



# TRANSPORT FARE WATCH - MARCH 2021

## Average Transport Fare Across States

### -Bus Journey Intercity, State Route, Charge Per Person



YoY = 42.58%

**N1691.23**

MARCH 2020 Average



AVERAGE

**N2411.29**



MoM = 1.62%

**N2372.87**

FEBRUARY 2021 Average

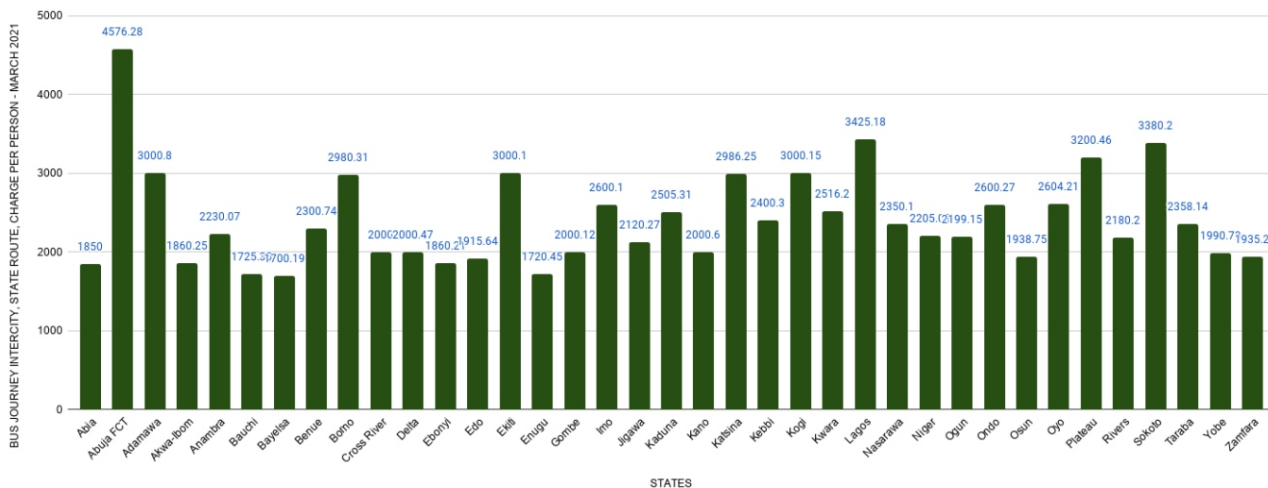
#### STATES WITH THE HIGHEST AVERAGE PRICES IN MARCH 2021

	Mar - 21	YoY %	MoM %
ABUJA FCT	<b>N4576.28</b>	<b>11.07%</b>	<b>1.68%</b>
LAGOS	<b>N3425.18</b>	<b>45.75%</b>	<b>2.53%</b>
SOKOTO	<b>N3380.20</b>	<b>64.89%</b>	<b>0.88%</b>

#### STATES WITH THE LOWEST AVERAGE PRICES IN MARCH 2021

	Mar - 21	YoY %	MoM %
BAYELSA	<b>N1700.19</b>	<b>61.85%</b>	<b>3.02%</b>
ENUGU	<b>N1720.45</b>	<b>73.92%</b>	<b>1.20%</b>
BAUCHI	<b>N1725.35</b>	<b>80.66%</b>	<b>2.04%</b>

BUS JOURNEY INTERCITY, STATE ROUTE, CHARGE PER PERSON



# TRANSPORT FARE WATCH - MARCH 2021

## Average Transport Fare Across States -Air Fare Charge For Specified Routes Single Journey



YoY = 18.71%

**N30,743.66**

MARCH 2020 Average



AVERAGE

**N36,495.41**



MoM = 0.10%

**N36,458.11**

FEBRUARY 2021 Average

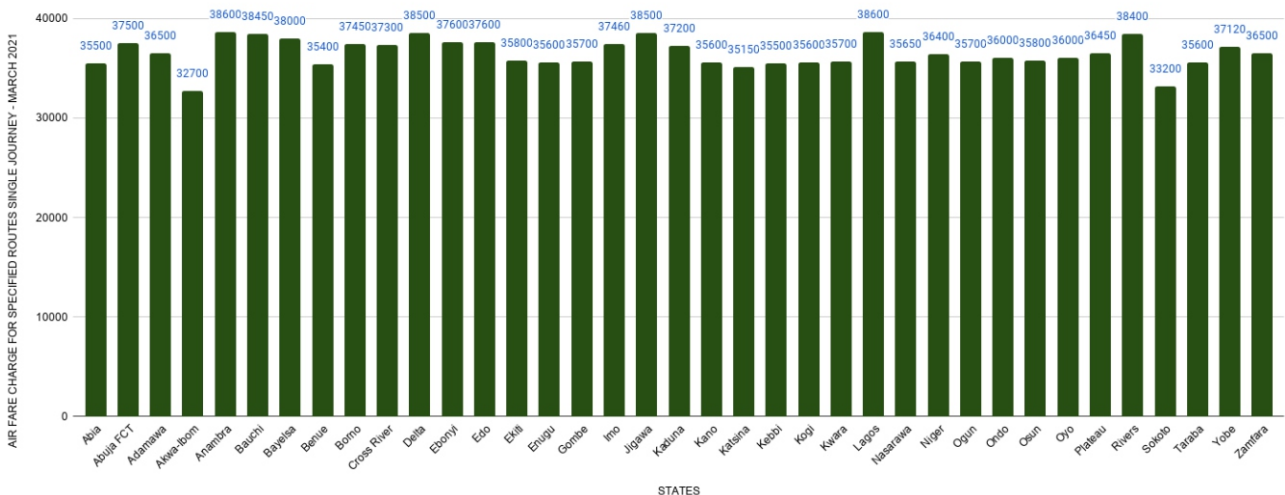
### STATES WITH THE HIGHEST AVERAGE PRICES IN MARCH 2021

	Mar - 21	YoY%	MoM%
ANAMBRA	<b>N38600.00</b>	<b>14.37%</b>	<b>0.26%</b>
LAGOS	<b>N38600.00</b>	<b>14.88%</b>	<b>0.00%</b>
DELTA	<b>N38500.00</b>	<b>16.67%</b>	<b>-0.26%</b>

### STATES WITH THE LOWEST AVERAGE PRICES IN MARCH 2021

	Mar - 21	YoY%	MoM%
AKWA-IBOM	<b>N32700.00</b>	<b>18.91%</b>	<b>0.62%</b>
SOKOTO	<b>N33200.00</b>	<b>47.56%</b>	<b>-1.19%</b>
KATSINA	<b>N35150.00</b>	<b>40.60%</b>	<b>-0.14%</b>

AIR FARE CHARGE FOR SPECIFIED ROUTES SINGLE JOURNEY



# TRANSPORT FARE WATCH - MARCH 2021

## Average Transport Fare Across States -Journey by Motorcycle (Okada) Per Drop



YoY = 102.46%

**N134.07**

MARCH 2020 Average



AVERAGE

**N271.44**



MoM = 1.76%

**N266.74**

FEBRUARY 2021 Average

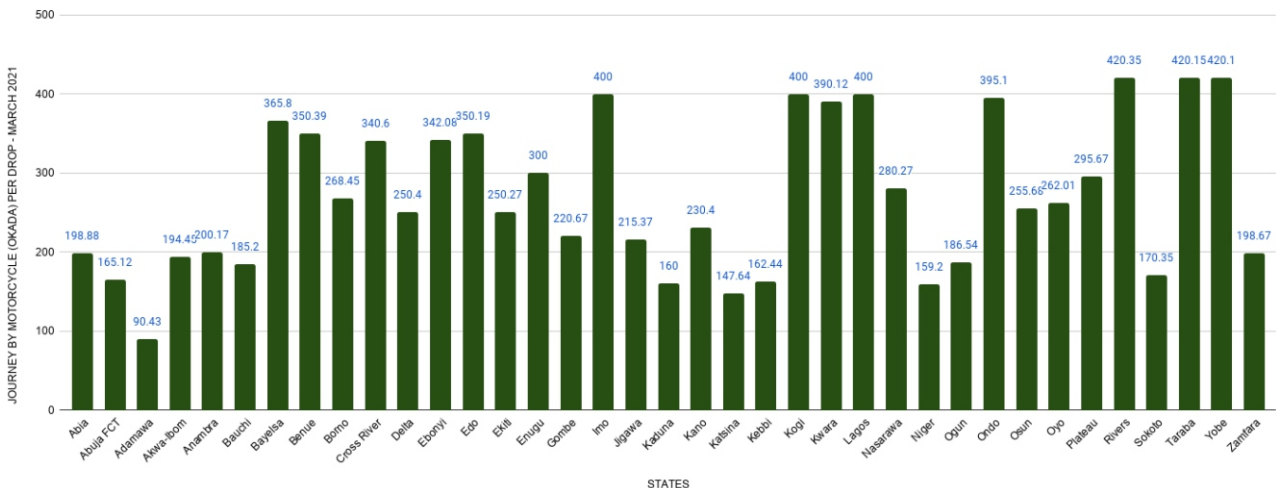
### STATES WITH THE HIGHEST AVERAGE PRICES IN MARCH 2021

	Mar - 21	YoY%	MoM%
RIVERS	<b>N420.35</b>	<b>70.77%</b>	<b>5.09%</b>
TARABA	<b>N420.15</b>	<b>134.60%</b>	<b>-3.68%</b>
YOBE	<b>N420.10</b>	<b>139.38%</b>	<b>-1.16%</b>

### STATES WITH THE LOWEST AVERAGE PRICES IN MARCH 2021

	Mar - 21	YoY%	MoM%
ADAMAWA	<b>N90.43</b>	<b>80.86%</b>	<b>4.58%</b>
KATSINA	<b>N147.64</b>	<b>140.34%</b>	<b>5.37%</b>
NIGER	<b>N159.20</b>	<b>66.60%</b>	<b>-0.56%</b>

JOURNEY BY MOTORCYCLE (OKADA) PER DROP





# TRANSPORT FARE WATCH - MARCH 2021

## Average Transport Fare Across States -Waterway Passenger Transport



YoY = 43.52%

**N563.26**

MARCH 2020 Average



AVERAGE

**N808.38**



MoM = 1.81%

**N794.02**

FEBRUARY 2021 Average

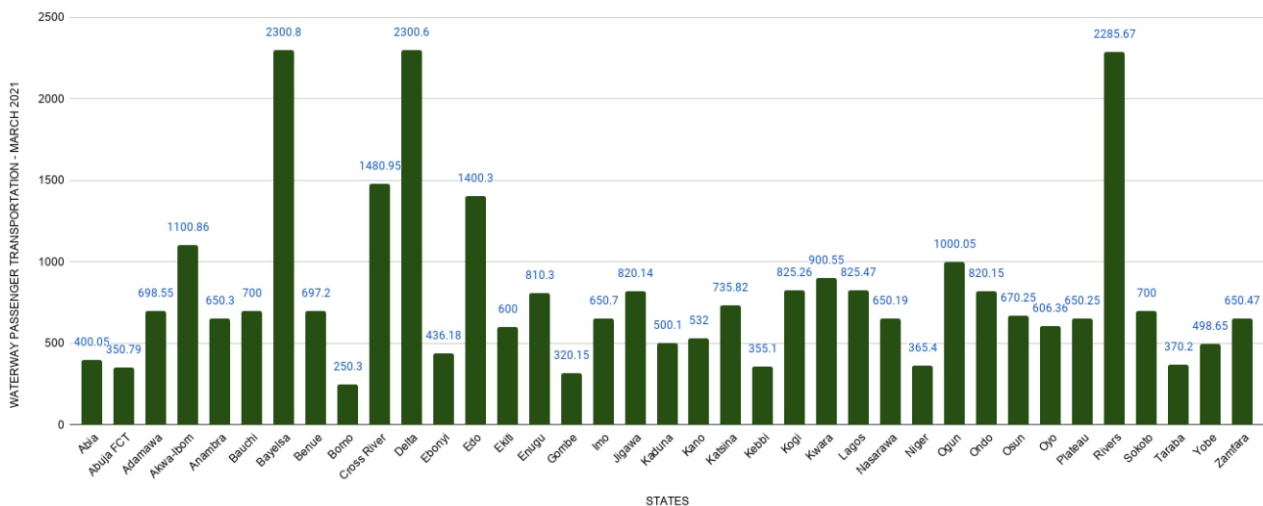
### STATES WITH THE HIGHEST AVERAGE PRICES IN MARCH 2021

	Mar - 21	YoY%	MoM%
BAYELSA	<b>N2300.80</b>	<b>26.26%</b>	<b>1.87%</b>
DELTA	<b>N2300.60</b>	<b>26.41%</b>	<b>0.89%</b>
RIVERS	<b>N2285.67</b>	<b>29.38%</b>	<b>-0.59%</b>

### STATES WITH THE LOWEST AVERAGE PRICES IN MARCH 2021

	Mar - 21	YoY%	MoM%
BORNO	<b>N250.30</b>	<b>92.54%</b>	<b>4.05%</b>
GOMBE	<b>N320.15</b>	<b>68.50%</b>	<b>7.71%</b>
ABUJA FCT	<b>N350.79</b>	<b>46.16%</b>	<b>3.11%</b>

WATERWAY PASSENGER TRANSPORTATION





# TRANSPORT FARE WATCH - MARCH 2021

## Average Transport Fare by Categories -Abia State



### MARCH 2021



BUS JOURNEY  
WITHIN CITY,  
PER DROP  
CONSTANT ROUTE

**N209.87**



BUS JOURNEY  
INTERCITY,  
STATE ROUTE,  
CHARGE PER PERSON

**N1850.00**



AIR FARE CHARGE  
FOR SPECIFIED  
ROUTES SINGLE  
JOURNEY

**N35500.00**



JOURNEY BY  
MOTORCYCLE  
(OKADA)  
PER DROP

**N198.88**



WATER TRANSPORT:  
WATER WAY  
PASSENGER  
TRANSPORTATION

**N400.05**

### FEBRUARY 2021



BUS JOURNEY  
WITHIN CITY,  
PER DROP  
CONSTANT ROUTE

**N208.55**



BUS JOURNEY  
INTERCITY,  
STATE ROUTE,  
CHARGE PER PERSON

**N1800.00**



AIR FARE CHARGE  
FOR SPECIFIED  
ROUTES SINGLE  
JOURNEY

**N35450.00**



JOURNEY BY  
MOTORCYCLE  
(OKADA)  
PER DROP

**N196.20**



WATER TRANSPORT:  
WATER WAY  
PASSENGER  
TRANSPORTATION

**N369.11**

### YoY % & MoM %



BUS JOURNEY  
WITHIN CITY,  
PER DROP  
CONSTANT ROUTE

**YoY % = 34.02**  
**MoM % = 0.63**



BUS JOURNEY  
INTERCITY,  
STATE ROUTE,  
CHARGE PER PERSON

**YoY % = 28.70**  
**MoM % = 2.78**



AIR FARE CHARGE  
FOR SPECIFIED  
ROUTES SINGLE  
JOURNEY

**YoY % = 5.81**  
**MoM % = 0.14**



JOURNEY BY  
MOTORCYCLE  
(OKADA)  
PER DROP

**YoY % = 43.93**  
**MoM % = 1.37**



WATER TRANSPORT:  
WATER WAY  
PASSENGER  
TRANSPORTATION

**YoY % = 42.88**  
**MoM % = 8.38**

# TRANSPORT FARE WATCH - MARCH 2021

## Average Transport Fare by Categories -FCT Abuja



### MARCH 2021



BUS JOURNEY  
WITHIN CITY,  
PER DROP  
CONSTANT ROUTE

**N395.68**



BUS JOURNEY  
INTERCITY,  
STATE ROUTE,  
CHARGE PER PERSON

**N4576.28**



AIR FARE CHARGE  
FOR SPECIFIED  
ROUTES SINGLE  
JOURNEY

**N37500.00**



JOURNEY BY  
MOTORCYCLE  
(OKADA)  
PER DROP

**N165.12**



WATER TRANSPORT:  
WATER WAY  
PASSENGER  
TRANSPORTATION

**N350.79**

### FEBRUARY 2021



BUS JOURNEY  
WITHIN CITY,  
PER DROP  
CONSTANT ROUTE

**N390.45**



BUS JOURNEY  
INTERCITY,  
STATE ROUTE,  
CHARGE PER PERSON

**N4500.88**



AIR FARE CHARGE  
FOR SPECIFIED  
ROUTES SINGLE  
JOURNEY

**N37550.00**



JOURNEY BY  
MOTORCYCLE  
(OKADA)  
PER DROP

**N162.07**



WATER TRANSPORT:  
WATER WAY  
PASSENGER  
TRANSPORTATION

**N340.22**

### YoY % & MoM %



BUS JOURNEY  
WITHIN CITY,  
PER DROP  
CONSTANT ROUTE

**YoY % = 19.00**  
**MoM % = 1.34**



BUS JOURNEY  
INTERCITY,  
STATE ROUTE,  
CHARGE PER PERSON

**YoY % = 11.07**  
**MoM % = 1.68**



AIR FARE CHARGE  
FOR SPECIFIED  
ROUTES SINGLE  
JOURNEY

**YoY % = 10.29**  
**MoM % = -0.13**



JOURNEY BY  
MOTORCYCLE  
(OKADA)  
PER DROP

**YoY % = 44.84**  
**MoM % = 1.88**



WATER TRANSPORT:  
WATER WAY  
PASSENGER  
TRANSPORTATION

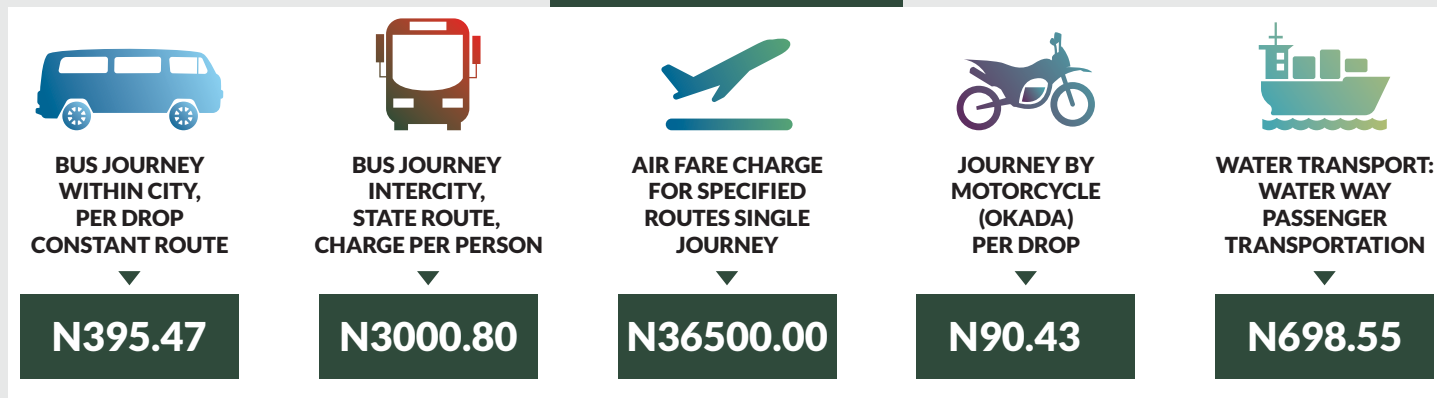
**YoY % = 46.16**  
**MoM % = 3.11**

# TRANSPORT FARE WATCH - MARCH 2021

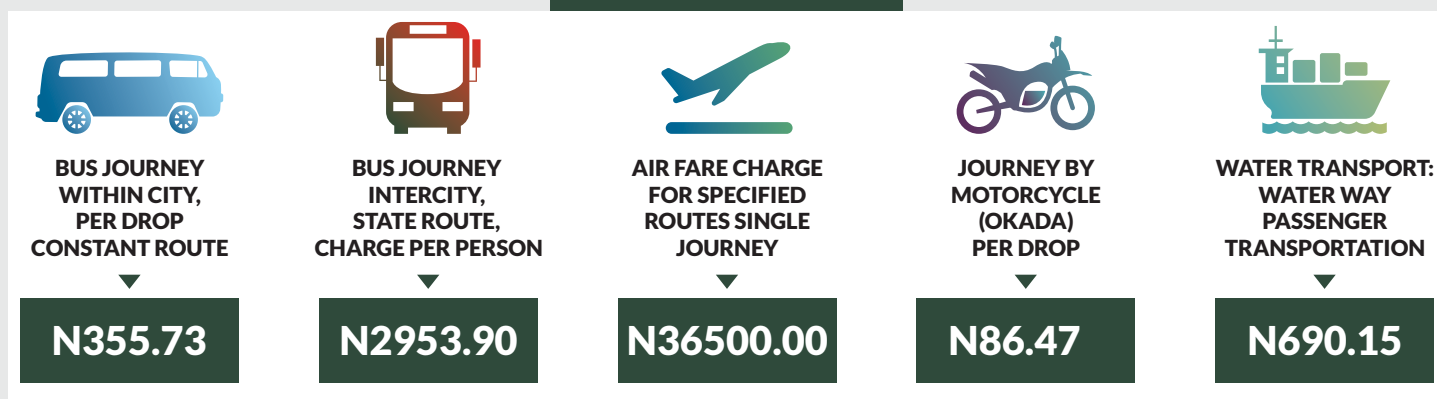
## Average Transport Fare by Categories -Adamawa State



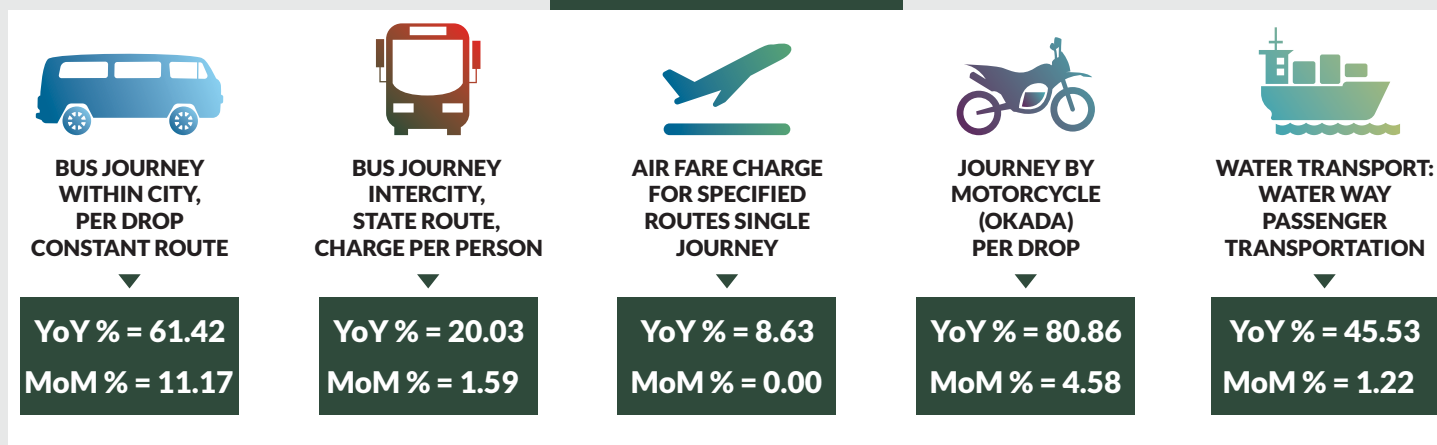
### MARCH 2021



### FEBRUARY 2021



### YoY % & MoM %



# TRANSPORT FARE WATCH - MARCH 2021

## Average Transport Fare by Categories -Akwa Ibom State



### MARCH 2021



BUS JOURNEY  
WITHIN CITY,  
PER DROP  
CONSTANT ROUTE

**N395.37**



BUS JOURNEY  
INTERCITY,  
STATE ROUTE,  
CHARGE PER PERSON

**N1860.25**



AIR FARE CHARGE  
FOR SPECIFIED  
ROUTES SINGLE  
JOURNEY

**N32700.00**



JOURNEY BY  
MOTORCYCLE  
(OKADA)  
PER DROP

**N194.45**



WATER TRANSPORT:  
WATER WAY  
PASSENGER  
TRANSPORTATION

**N1100.86**

### FEBRUARY 2021



BUS JOURNEY  
WITHIN CITY,  
PER DROP  
CONSTANT ROUTE

**N386.14**



BUS JOURNEY  
INTERCITY,  
STATE ROUTE,  
CHARGE PER PERSON

**N1800.35**



AIR FARE CHARGE  
FOR SPECIFIED  
ROUTES SINGLE  
JOURNEY

**N32500.00**



JOURNEY BY  
MOTORCYCLE  
(OKADA)  
PER DROP

**N180.50**



WATER TRANSPORT:  
WATER WAY  
PASSENGER  
TRANSPORTATION

**N1075.20**

### YoY % & MoM %



BUS JOURNEY  
WITHIN CITY,  
PER DROP  
CONSTANT ROUTE

**YoY % = 55.05**  
**MoM % = 2.39**



BUS JOURNEY  
INTERCITY,  
STATE ROUTE,  
CHARGE PER PERSON

**YoY % = 38.44**  
**MoM % = 3.33**



AIR FARE CHARGE  
FOR SPECIFIED  
ROUTES SINGLE  
JOURNEY

**YoY % = 18.91**  
**MoM % = 0.62**



JOURNEY BY  
MOTORCYCLE  
(OKADA)  
PER DROP

**YoY % = 102.17**  
**MoM % = 7.73**



WATER TRANSPORT:  
WATER WAY  
PASSENGER  
TRANSPORTATION

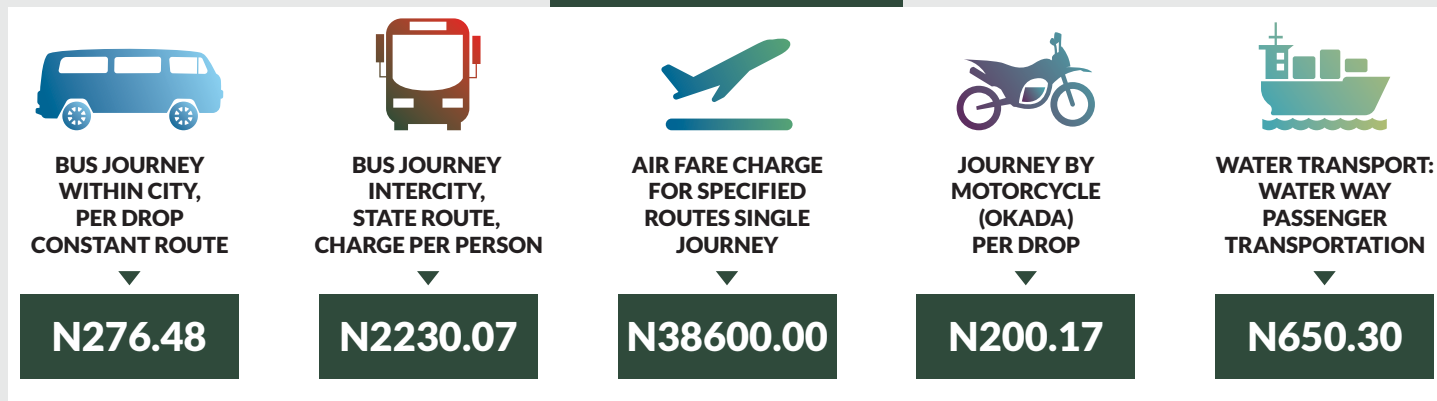
**YoY % = 32.10**  
**MoM % = 2.39**

# TRANSPORT FARE WATCH - MARCH 2021

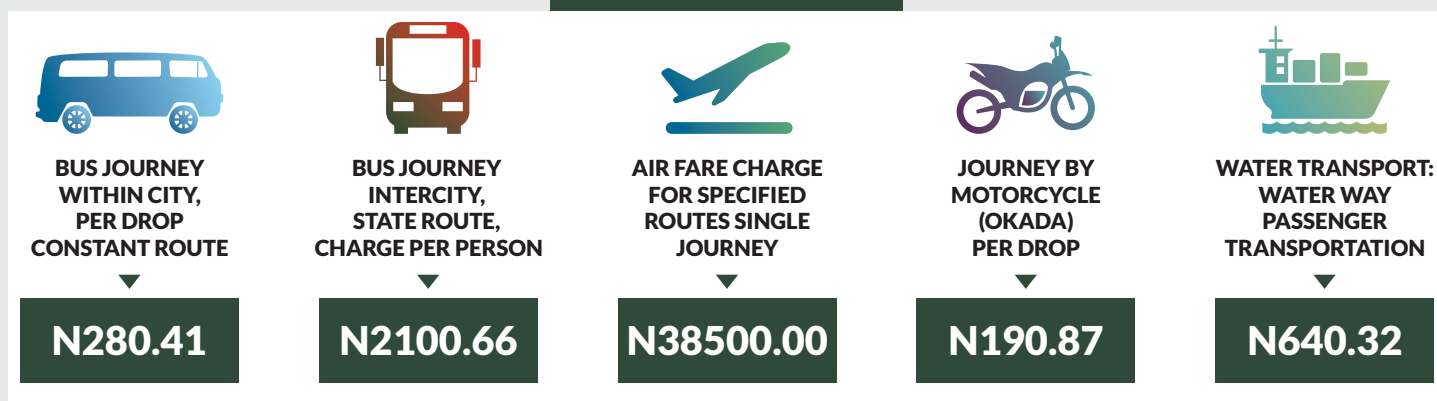
## Average Transport Fare by Categories -Anambra State



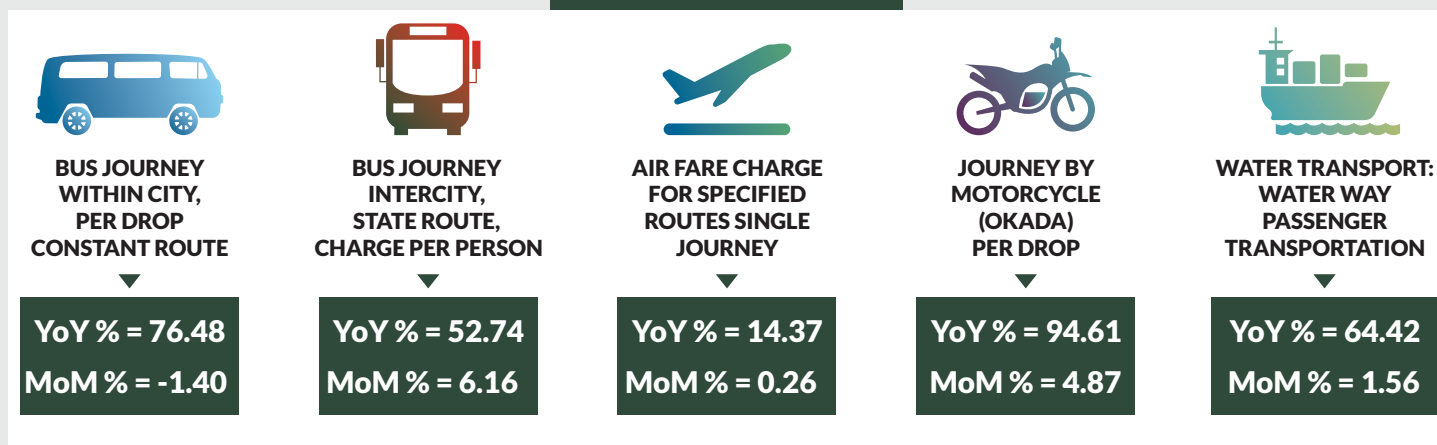
### MARCH 2021



### FEBRUARY 2021



### YoY % & MoM %



# TRANSPORT FARE WATCH - MARCH 2021

## Average Transport Fare by Categories -Bauchi State



### MARCH 2021



BUS JOURNEY  
WITHIN CITY,  
PER DROP  
CONSTANT ROUTE

**N597.14**



BUS JOURNEY  
INTERCITY,  
STATE ROUTE,  
CHARGE PER PERSON

**N1725.35**



AIR FARE CHARGE  
FOR SPECIFIED  
ROUTES SINGLE  
JOURNEY

**N38450.00**



JOURNEY BY  
MOTORCYCLE  
(OKADA)  
PER DROP

**N185.20**



WATER TRANSPORT:  
WATER WAY  
PASSENGER  
TRANSPORTATION

**N700.00**

### FEBRUARY 2021



BUS JOURNEY  
WITHIN CITY,  
PER DROP  
CONSTANT ROUTE

**N530.10**



BUS JOURNEY  
INTERCITY,  
STATE ROUTE,  
CHARGE PER PERSON

**N1690.80**



AIR FARE CHARGE  
FOR SPECIFIED  
ROUTES SINGLE  
JOURNEY

**N38400.00**



JOURNEY BY  
MOTORCYCLE  
(OKADA)  
PER DROP

**N186.75**



WATER TRANSPORT:  
WATER WAY  
PASSENGER  
TRANSPORTATION

**N710.00**

### YoY % & MoM %



BUS JOURNEY  
WITHIN CITY,  
PER DROP  
CONSTANT ROUTE

**YoY % = 497.14**  
**MoM % = 12.65**



BUS JOURNEY  
INTERCITY,  
STATE ROUTE,  
CHARGE PER PERSON

**YoY % = 80.66**  
**MoM % = 2.04**



AIR FARE CHARGE  
FOR SPECIFIED  
ROUTES SINGLE  
JOURNEY

**YoY % = 13.09**  
**MoM % = 0.13**



JOURNEY BY  
MOTORCYCLE  
(OKADA)  
PER DROP

**YoY % = 91.92**  
**MoM % = -0.83**



WATER TRANSPORT:  
WATER WAY  
PASSENGER  
TRANSPORTATION

**YoY % = 55.56**  
**MoM % = -1.41**

# TRANSPORT FARE WATCH - MARCH 2021

## Average Transport Fare by Categories -Bayelsa State



### MARCH 2021



BUS JOURNEY  
WITHIN CITY,  
PER DROP  
CONSTANT ROUTE

**N348.66**



BUS JOURNEY  
INTERCITY,  
STATE ROUTE,  
CHARGE PER PERSON

**N1700.19**



AIR FARE CHARGE  
FOR SPECIFIED  
ROUTES SINGLE  
JOURNEY

**N38000.00**



JOURNEY BY  
MOTORCYCLE  
(OKADA)  
PER DROP

**N365.80**



WATER TRANSPORT:  
WATER WAY  
PASSENGER  
TRANSPORTATION

**N2300.80**

### FEBRUARY 2021



BUS JOURNEY  
WITHIN CITY,  
PER DROP  
CONSTANT ROUTE

**N345.01**



BUS JOURNEY  
INTERCITY,  
STATE ROUTE,  
CHARGE PER PERSON

**N1650.32**



AIR FARE CHARGE  
FOR SPECIFIED  
ROUTES SINGLE  
JOURNEY

**N38500.00**



JOURNEY BY  
MOTORCYCLE  
(OKADA)  
PER DROP

**N360.00**



WATER TRANSPORT:  
WATER WAY  
PASSENGER  
TRANSPORTATION

**N2258.49**

### YoY % & MoM %



BUS JOURNEY  
WITHIN CITY,  
PER DROP  
CONSTANT ROUTE

**YoY % = 54.96**  
**MoM % = 1.06**



BUS JOURNEY  
INTERCITY,  
STATE ROUTE,  
CHARGE PER PERSON

**YoY % = 61.85**  
**MoM % = 3.02**



AIR FARE CHARGE  
FOR SPECIFIED  
ROUTES SINGLE  
JOURNEY

**YoY % = 17.28**  
**MoM % = -1.30**



JOURNEY BY  
MOTORCYCLE  
(OKADA)  
PER DROP

**YoY % = 87.59**  
**MoM % = 1.61**



WATER TRANSPORT:  
WATER WAY  
PASSENGER  
TRANSPORTATION

**YoY % = 26.26**  
**MoM % = 1.87**



# TRANSPORT FARE WATCH - MARCH 2021

## Average Transport Fare by Categories -Benue State



### MARCH 2021



BUS JOURNEY  
WITHIN CITY,  
PER DROP  
CONSTANT ROUTE

**N289.27**



BUS JOURNEY  
INTERCITY,  
STATE ROUTE,  
CHARGE PER PERSON

**N2300.74**



AIR FARE CHARGE  
FOR SPECIFIED  
ROUTES SINGLE  
JOURNEY

**N35400.00**



JOURNEY BY  
MOTORCYCLE  
(OKADA)  
PER DROP

**N350.39**



WATER TRANSPORT:  
WATER WAY  
PASSENGER  
TRANSPORTATION

**N697.20**

### FEBRUARY 2021



BUS JOURNEY  
WITHIN CITY,  
PER DROP  
CONSTANT ROUTE

**N276.30**



BUS JOURNEY  
INTERCITY,  
STATE ROUTE,  
CHARGE PER PERSON

**N2292.15**



AIR FARE CHARGE  
FOR SPECIFIED  
ROUTES SINGLE  
JOURNEY

**N35600.00**



JOURNEY BY  
MOTORCYCLE  
(OKADA)  
PER DROP

**N348.77**



WATER TRANSPORT:  
WATER WAY  
PASSENGER  
TRANSPORTATION

**N685.10**

### YoY % & MoM %



BUS JOURNEY  
WITHIN CITY,  
PER DROP  
CONSTANT ROUTE

**YoY % = 57.78**  
**MoM % = 4.69**



BUS JOURNEY  
INTERCITY,  
STATE ROUTE,  
CHARGE PER PERSON

**YoY % = 8.27**  
**MoM % = 0.37**



AIR FARE CHARGE  
FOR SPECIFIED  
ROUTES SINGLE  
JOURNEY

**YoY % = 9.60**  
**MoM % = -0.56**



JOURNEY BY  
MOTORCYCLE  
(OKADA)  
PER DROP

**YoY % = 200.33**  
**MoM % = 0.46**



WATER TRANSPORT:  
WATER WAY  
PASSENGER  
TRANSPORTATION

**YoY % = 54.93**  
**MoM % = 1.77**

# TRANSPORT FARE WATCH - MARCH 2021

## Average Transport Fare by Categories -Borno State



### MARCH 2021



BUS JOURNEY  
WITHIN CITY,  
PER DROP  
CONSTANT ROUTE

**N258.14**



BUS JOURNEY  
INTERCITY,  
STATE ROUTE,  
CHARGE PER PERSON

**N2980.31**



AIR FARE CHARGE  
FOR SPECIFIED  
ROUTES SINGLE  
JOURNEY

**N37450.00**



JOURNEY BY  
MOTORCYCLE  
(OKADA)  
PER DROP

**N268.45**



WATER TRANSPORT:  
WATER WAY  
PASSENGER  
TRANSPORTATION

**N250.30**

### FEBRUARY 2021



BUS JOURNEY  
WITHIN CITY,  
PER DROP  
CONSTANT ROUTE

**N250.72**



BUS JOURNEY  
INTERCITY,  
STATE ROUTE,  
CHARGE PER PERSON

**N2950.00**



AIR FARE CHARGE  
FOR SPECIFIED  
ROUTES SINGLE  
JOURNEY

**N37500.00**



JOURNEY BY  
MOTORCYCLE  
(OKADA)  
PER DROP

**N265.01**



WATER TRANSPORT:  
WATER WAY  
PASSENGER  
TRANSPORTATION

**N240.55**

### YoY % & MoM %



BUS JOURNEY  
WITHIN CITY,  
PER DROP  
CONSTANT ROUTE

**YoY % = 63.38**  
**MoM % = 2.96**



BUS JOURNEY  
INTERCITY,  
STATE ROUTE,  
CHARGE PER PERSON

**YoY % = 14.63**  
**MoM % = 1.03**



AIR FARE CHARGE  
FOR SPECIFIED  
ROUTES SINGLE  
JOURNEY

**YoY % = 17.03**  
**MoM % = -0.13**



JOURNEY BY  
MOTORCYCLE  
(OKADA)  
PER DROP

**YoY % = 133.43**  
**MoM % = 1.30**



WATER TRANSPORT:  
WATER WAY  
PASSENGER  
TRANSPORTATION

**YoY % = 92.54**  
**MoM % = 4.05**

# TRANSPORT FARE WATCH - MARCH 2021

## Average Transport Fare by Categories -Cross river State



### MARCH 2021



BUS JOURNEY  
WITHIN CITY,  
PER DROP  
CONSTANT ROUTE

**N475.05**



BUS JOURNEY  
INTERCITY,  
STATE ROUTE,  
CHARGE PER PERSON

**N2000.00**



AIR FARE CHARGE  
FOR SPECIFIED  
ROUTES SINGLE  
JOURNEY

**N37300.00**



JOURNEY BY  
MOTORCYCLE  
(OKADA)  
PER DROP

**N340.60**



WATER TRANSPORT:  
WATER WAY  
PASSENGER  
TRANSPORTATION

**N1480.95**

### FEBRUARY 2021



BUS JOURNEY  
WITHIN CITY,  
PER DROP  
CONSTANT ROUTE

**N464.20**



BUS JOURNEY  
INTERCITY,  
STATE ROUTE,  
CHARGE PER PERSON

**N2000.00**



AIR FARE CHARGE  
FOR SPECIFIED  
ROUTES SINGLE  
JOURNEY

**N37200.00**



JOURNEY BY  
MOTORCYCLE  
(OKADA)  
PER DROP

**N325.37**



WATER TRANSPORT:  
WATER WAY  
PASSENGER  
TRANSPORTATION

**N1450.10**

### YoY % & MoM %



BUS JOURNEY  
WITHIN CITY,  
PER DROP  
CONSTANT ROUTE

**YoY % = 60.29**  
**MoM % = 2.34**



BUS JOURNEY  
INTERCITY,  
STATE ROUTE,  
CHARGE PER PERSON

**YoY % = 45.87**  
**MoM % = 0.00**



AIR FARE CHARGE  
FOR SPECIFIED  
ROUTES SINGLE  
JOURNEY

**YoY % = 21.70**  
**MoM % = 0.27**



JOURNEY BY  
MOTORCYCLE  
(OKADA)  
PER DROP

**YoY % = 141.47**  
**MoM % = 4.68**



WATER TRANSPORT:  
WATER WAY  
PASSENGER  
TRANSPORTATION

**YoY % = 55.89**  
**MoM % = 2.13**

# TRANSPORT FARE WATCH - MARCH 2021

## Average Transport Fare by Categories -Delta State



### MARCH 2021



BUS JOURNEY  
WITHIN CITY,  
PER DROP  
CONSTANT ROUTE

**N382.10**



BUS JOURNEY  
INTERCITY,  
STATE ROUTE,  
CHARGE PER PERSON

**N2000.47**



AIR FARE CHARGE  
FOR SPECIFIED  
ROUTES SINGLE  
JOURNEY

**N38500.00**



JOURNEY BY  
MOTORCYCLE  
(OKADA)  
PER DROP

**N250.40**



WATER TRANSPORT:  
WATER WAY  
PASSENGER  
TRANSPORTATION

**N2300.60**

### FEBRUARY 2021



BUS JOURNEY  
WITHIN CITY,  
PER DROP  
CONSTANT ROUTE

**N351.25**



BUS JOURNEY  
INTERCITY,  
STATE ROUTE,  
CHARGE PER PERSON

**N1960.28**



AIR FARE CHARGE  
FOR SPECIFIED  
ROUTES SINGLE  
JOURNEY

**N38600.00**



JOURNEY BY  
MOTORCYCLE  
(OKADA)  
PER DROP

**N230.17**



WATER TRANSPORT:  
WATER WAY  
PASSENGER  
TRANSPORTATION

**N2280.33**

### YoY % & MoM %



BUS JOURNEY  
WITHIN CITY,  
PER DROP  
CONSTANT ROUTE

**YoY % = 106.54**  
**MoM % = 8.78**



BUS JOURNEY  
INTERCITY,  
STATE ROUTE,  
CHARGE PER PERSON

**YoY % = 58.87**  
**MoM % = 2.05**



AIR FARE CHARGE  
FOR SPECIFIED  
ROUTES SINGLE  
JOURNEY

**YoY % = 16.67**  
**MoM % = -0.26**



JOURNEY BY  
MOTORCYCLE  
(OKADA)  
PER DROP

**YoY % = 187.82**  
**MoM % = 8.79**



WATER TRANSPORT:  
WATER WAY  
PASSENGER  
TRANSPORTATION

**YoY % = 26.41**  
**MoM % = 0.89**

# TRANSPORT FARE WATCH - MARCH 2021

## Average Transport Fare by Categories -Ebonyi State



### MARCH 2021



BUS JOURNEY  
WITHIN CITY,  
PER DROP  
CONSTANT ROUTE

**N297.35**



BUS JOURNEY  
INTERCITY,  
STATE ROUTE,  
CHARGE PER PERSON

**N1860.21**



AIR FARE CHARGE  
FOR SPECIFIED  
ROUTES SINGLE  
JOURNEY

**N37600.00**



JOURNEY BY  
MOTORCYCLE  
(OKADA)  
PER DROP

**N342.08**



WATER TRANSPORT:  
WATER WAY  
PASSENGER  
TRANSPORTATION

**N436.18**

### FEBRUARY 2021



BUS JOURNEY  
WITHIN CITY,  
PER DROP  
CONSTANT ROUTE

**N290.78**



BUS JOURNEY  
INTERCITY,  
STATE ROUTE,  
CHARGE PER PERSON

**N1800.22**



AIR FARE CHARGE  
FOR SPECIFIED  
ROUTES SINGLE  
JOURNEY

**N37750.00**



JOURNEY BY  
MOTORCYCLE  
(OKADA)  
PER DROP

**N309.44**



WATER TRANSPORT:  
WATER WAY  
PASSENGER  
TRANSPORTATION

**N405.60**

### YoY % & MoM %



BUS JOURNEY  
WITHIN CITY,  
PER DROP  
CONSTANT ROUTE

**YoY % = 60.73**  
**MoM % = 2.26**



BUS JOURNEY  
INTERCITY,  
STATE ROUTE,  
CHARGE PER PERSON

**YoY % = 37.79**  
**MoM % = 3.33**



AIR FARE CHARGE  
FOR SPECIFIED  
ROUTES SINGLE  
JOURNEY

**YoY % = 15.34**  
**MoM % = -0.40**



JOURNEY BY  
MOTORCYCLE  
(OKADA)  
PER DROP

**YoY % = 83.26**  
**MoM % = 10.55**



WATER TRANSPORT:  
WATER WAY  
PASSENGER  
TRANSPORTATION

**YoY % = 117.55**  
**MoM % = 7.54**

# TRANSPORT FARE WATCH - MARCH 2021

## Average Transport Fare by Categories -Edo State



### MARCH 2021



BUS JOURNEY  
WITHIN CITY,  
PER DROP  
CONSTANT ROUTE

**N390.25**



BUS JOURNEY  
INTERCITY,  
STATE ROUTE,  
CHARGE PER PERSON

**N1915.64**



AIR FARE CHARGE  
FOR SPECIFIED  
ROUTES SINGLE  
JOURNEY

**N37600.00**



JOURNEY BY  
MOTORCYCLE  
(OKADA)  
PER DROP

**N350.19**



WATER TRANSPORT:  
WATER WAY  
PASSENGER  
TRANSPORTATION

**N1400.30**

### FEBRUARY 2021



BUS JOURNEY  
WITHIN CITY,  
PER DROP  
CONSTANT ROUTE

**N383.55**



BUS JOURNEY  
INTERCITY,  
STATE ROUTE,  
CHARGE PER PERSON

**N1820.27**



AIR FARE CHARGE  
FOR SPECIFIED  
ROUTES SINGLE  
JOURNEY

**N37400.00**



JOURNEY BY  
MOTORCYCLE  
(OKADA)  
PER DROP

**N355.60**



WATER TRANSPORT:  
WATER WAY  
PASSENGER  
TRANSPORTATION

**N1380.46**

### YoY % & MoM %



BUS JOURNEY  
WITHIN CITY,  
PER DROP  
CONSTANT ROUTE

**YoY % = 117.91**  
**MoM % = 1.75**



BUS JOURNEY  
INTERCITY,  
STATE ROUTE,  
CHARGE PER PERSON

**YoY % = 66.45**  
**MoM % = 5.24**



AIR FARE CHARGE  
FOR SPECIFIED  
ROUTES SINGLE  
JOURNEY

**YoY % = 19.37**  
**MoM % = 0.53**



JOURNEY BY  
MOTORCYCLE  
(OKADA)  
PER DROP

**YoY % = 95.64**  
**MoM % = -1.52**



WATER TRANSPORT:  
WATER WAY  
PASSENGER  
TRANSPORTATION

**YoY % = 58.76**  
**MoM % = 1.44**

# TRANSPORT FARE WATCH - MARCH 2021

## Average Transport Fare by Categories -Ekiti State



### MARCH 2021



BUS JOURNEY  
WITHIN CITY,  
PER DROP  
CONSTANT ROUTE

**N500.15**



BUS JOURNEY  
INTERCITY,  
STATE ROUTE,  
CHARGE PER PERSON

**N3000.10**



AIR FARE CHARGE  
FOR SPECIFIED  
ROUTES SINGLE  
JOURNEY

**N35800.00**



JOURNEY BY  
MOTORCYCLE  
(OKADA)  
PER DROP

**N250.27**



WATER TRANSPORT:  
WATER WAY  
PASSENGER  
TRANSPORTATION

**N600.00**

### FEBRUARY 2021



BUS JOURNEY  
WITHIN CITY,  
PER DROP  
CONSTANT ROUTE

**N475.25**



BUS JOURNEY  
INTERCITY,  
STATE ROUTE,  
CHARGE PER PERSON

**N2990.74**



AIR FARE CHARGE  
FOR SPECIFIED  
ROUTES SINGLE  
JOURNEY

**N35850.00**



JOURNEY BY  
MOTORCYCLE  
(OKADA)  
PER DROP

**N246.30**



WATER TRANSPORT:  
WATER WAY  
PASSENGER  
TRANSPORTATION

**N600.00**

### YoY % & MoM %



BUS JOURNEY  
WITHIN CITY,  
PER DROP  
CONSTANT ROUTE

**YoY % = 98.92**  
**MoM % = 5.24**



BUS JOURNEY  
INTERCITY,  
STATE ROUTE,  
CHARGE PER PERSON

**YoY % = 35.00**  
**MoM % = 0.31**



AIR FARE CHARGE  
FOR SPECIFIED  
ROUTES SINGLE  
JOURNEY

**YoY % = 25.83**  
**MoM % = -0.14**



JOURNEY BY  
MOTORCYCLE  
(OKADA)  
PER DROP

**YoY % = 161.15**  
**MoM % = 1.61**



WATER TRANSPORT:  
WATER WAY  
PASSENGER  
TRANSPORTATION

**YoY % = 33.33**  
**MoM % = 0.00**



# TRANSPORT FARE WATCH - MARCH 2021

## Average Transport Fare by Categories -Enugu State



### MARCH 2021



BUS JOURNEY  
WITHIN CITY,  
PER DROP  
CONSTANT ROUTE

**N315.09**



BUS JOURNEY  
INTERCITY,  
STATE ROUTE,  
CHARGE PER PERSON

**N1720.45**



AIR FARE CHARGE  
FOR SPECIFIED  
ROUTES SINGLE  
JOURNEY

**N35600.00**



JOURNEY BY  
MOTORCYCLE  
(OKADA)  
PER DROP

**N300.00**



WATER TRANSPORT:  
WATER WAY  
PASSENGER  
TRANSPORTATION

**N810.30**

### FEBRUARY 2021



BUS JOURNEY  
WITHIN CITY,  
PER DROP  
CONSTANT ROUTE

**N308.39**



BUS JOURNEY  
INTERCITY,  
STATE ROUTE,  
CHARGE PER PERSON

**N1700.00**



AIR FARE CHARGE  
FOR SPECIFIED  
ROUTES SINGLE  
JOURNEY

**N35750.00**



JOURNEY BY  
MOTORCYCLE  
(OKADA)  
PER DROP

**N300.00**



WATER TRANSPORT:  
WATER WAY  
PASSENGER  
TRANSPORTATION

**N794.20**

### YoY % & MoM %



BUS JOURNEY  
WITHIN CITY,  
PER DROP  
CONSTANT ROUTE

**YoY % = 78.09**  
**MoM % = 2.17**



BUS JOURNEY  
INTERCITY,  
STATE ROUTE,  
CHARGE PER PERSON

**YoY % = 73.92**  
**MoM % = 1.20**



AIR FARE CHARGE  
FOR SPECIFIED  
ROUTES SINGLE  
JOURNEY

**YoY % = 8.87**  
**MoM % = -0.42**



JOURNEY BY  
MOTORCYCLE  
(OKADA)  
PER DROP

**YoY % = 84.62**  
**MoM % = 0.00**



WATER TRANSPORT:  
WATER WAY  
PASSENGER  
TRANSPORTATION

**YoY % = 35.05**  
**MoM % = 2.03**

# TRANSPORT FARE WATCH - MARCH 2021

## Average Transport Fare by Categories -Gombe State



### MARCH 2021



BUS JOURNEY  
WITHIN CITY,  
PER DROP  
CONSTANT ROUTE

**N382.25**



BUS JOURNEY  
INTERCITY,  
STATE ROUTE,  
CHARGE PER PERSON

**N2000.12**



AIR FARE CHARGE  
FOR SPECIFIED  
ROUTES SINGLE  
JOURNEY

**N35700.00**



JOURNEY BY  
MOTORCYCLE  
(OKADA)  
PER DROP

**N220.67**



WATER TRANSPORT:  
WATER WAY  
PASSENGER  
TRANSPORTATION

**N320.15**

### FEBRUARY 2021



BUS JOURNEY  
WITHIN CITY,  
PER DROP  
CONSTANT ROUTE

**N355.64**



BUS JOURNEY  
INTERCITY,  
STATE ROUTE,  
CHARGE PER PERSON

**N1987.33**



AIR FARE CHARGE  
FOR SPECIFIED  
ROUTES SINGLE  
JOURNEY

**N35000.00**



JOURNEY BY  
MOTORCYCLE  
(OKADA)  
PER DROP

**N205.10**



WATER TRANSPORT:  
WATER WAY  
PASSENGER  
TRANSPORTATION

**N297.23**

### YoY % & MoM %



BUS JOURNEY  
WITHIN CITY,  
PER DROP  
CONSTANT ROUTE

**YoY % = 124.85**  
**MoM % = 7.48**



BUS JOURNEY  
INTERCITY,  
STATE ROUTE,  
CHARGE PER PERSON

**YoY % = 20.01**  
**MoM % = 0.64**



AIR FARE CHARGE  
FOR SPECIFIED  
ROUTES SINGLE  
JOURNEY

**YoY % = 38.91**  
**MoM % = 2.00**



JOURNEY BY  
MOTORCYCLE  
(OKADA)  
PER DROP

**YoY % = 145.19**  
**MoM % = 7.59**



WATER TRANSPORT:  
WATER WAY  
PASSENGER  
TRANSPORTATION

**YoY % = 68.50**  
**MoM % = 7.71**

# TRANSPORT FARE WATCH - MARCH 2021

## Average Transport Fare by Categories -Imo State



### MARCH 2021



BUS JOURNEY  
WITHIN CITY,  
PER DROP  
CONSTANT ROUTE

**N395.25**



BUS JOURNEY  
INTERCITY,  
STATE ROUTE,  
CHARGE PER PERSON

**N2600.10**



AIR FARE CHARGE  
FOR SPECIFIED  
ROUTES SINGLE  
JOURNEY

**N37460.00**



JOURNEY BY  
MOTORCYCLE  
(OKADA)  
PER DROP

**N400.00**



WATER TRANSPORT:  
WATER WAY  
PASSENGER  
TRANSPORTATION

**N650.70**

### FEBRUARY 2021



BUS JOURNEY  
WITHIN CITY,  
PER DROP  
CONSTANT ROUTE

**N382.09**



BUS JOURNEY  
INTERCITY,  
STATE ROUTE,  
CHARGE PER PERSON

**N2577.30**



AIR FARE CHARGE  
FOR SPECIFIED  
ROUTES SINGLE  
JOURNEY

**N37550.00**



JOURNEY BY  
MOTORCYCLE  
(OKADA)  
PER DROP

**N400.00**



WATER TRANSPORT:  
WATER WAY  
PASSENGER  
TRANSPORTATION

**N645.25**

### YoY % & MoM %



BUS JOURNEY  
WITHIN CITY,  
PER DROP  
CONSTANT ROUTE

**YoY % = 142.42**  
**MoM % = 3.44**



BUS JOURNEY  
INTERCITY,  
STATE ROUTE,  
CHARGE PER PERSON

**YoY % = 58.90**  
**MoM % = 0.88**



AIR FARE CHARGE  
FOR SPECIFIED  
ROUTES SINGLE  
JOURNEY

**YoY % = 13.52**  
**MoM % = -0.24**



JOURNEY BY  
MOTORCYCLE  
(OKADA)  
PER DROP

**YoY % = 116.22**  
**MoM % = 0.00**



WATER TRANSPORT:  
WATER WAY  
PASSENGER  
TRANSPORTATION

**YoY % = 30.14**  
**MoM % = 0.84**

# TRANSPORT FARE WATCH - MARCH 2021

## Average Transport Fare by Categories -Jigawa State



### MARCH 2021



BUS JOURNEY  
WITHIN CITY,  
PER DROP  
CONSTANT ROUTE

**N397.35**



BUS JOURNEY  
INTERCITY,  
STATE ROUTE,  
CHARGE PER PERSON

**N2120.27**



AIR FARE CHARGE  
FOR SPECIFIED  
ROUTES SINGLE  
JOURNEY

**N38500.00**



JOURNEY BY  
MOTORCYCLE  
(OKADA)  
PER DROP

**N215.37**



WATER TRANSPORT:  
WATER WAY  
PASSENGER  
TRANSPORTATION

**N820.14**

### FEBRUARY 2021



BUS JOURNEY  
WITHIN CITY,  
PER DROP  
CONSTANT ROUTE

**N385.27**



BUS JOURNEY  
INTERCITY,  
STATE ROUTE,  
CHARGE PER PERSON

**N2150.22**



AIR FARE CHARGE  
FOR SPECIFIED  
ROUTES SINGLE  
JOURNEY

**N38300.00**



JOURNEY BY  
MOTORCYCLE  
(OKADA)  
PER DROP

**N200.55**



WATER TRANSPORT:  
WATER WAY  
PASSENGER  
TRANSPORTATION

**N807.33**

### YoY % & MoM %



BUS JOURNEY  
WITHIN CITY,  
PER DROP  
CONSTANT ROUTE

**YoY % = 125.77**  
**MoM % = 3.14**



BUS JOURNEY  
INTERCITY,  
STATE ROUTE,  
CHARGE PER PERSON

**YoY % = 45.89**  
**MoM % = -1.39**



AIR FARE CHARGE  
FOR SPECIFIED  
ROUTES SINGLE  
JOURNEY

**YoY % = 8.76**  
**MoM % = 0.52**



JOURNEY BY  
MOTORCYCLE  
(OKADA)  
PER DROP

**YoY % = 180.92**  
**MoM % = 7.39**



WATER TRANSPORT:  
WATER WAY  
PASSENGER  
TRANSPORTATION

**YoY % = 64.03**  
**MoM % = 1.59**

# TRANSPORT FARE WATCH - MARCH 2021

## Average Transport Fare by Categories -Kaduna State



### MARCH 2021



BUS JOURNEY  
WITHIN CITY,  
PER DROP  
CONSTANT ROUTE

**N358.46**



BUS JOURNEY  
INTERCITY,  
STATE ROUTE,  
CHARGE PER PERSON

**N2505.31**



AIR FARE CHARGE  
FOR SPECIFIED  
ROUTES SINGLE  
JOURNEY

**N37200.00**



JOURNEY BY  
MOTORCYCLE  
(OKADA)  
PER DROP

**N160.00**



WATER TRANSPORT:  
WATER WAY  
PASSENGER  
TRANSPORTATION

**N500.10**

### FEBRUARY 2021



BUS JOURNEY  
WITHIN CITY,  
PER DROP  
CONSTANT ROUTE

**N350.41**



BUS JOURNEY  
INTERCITY,  
STATE ROUTE,  
CHARGE PER PERSON

**N2430.15**



AIR FARE CHARGE  
FOR SPECIFIED  
ROUTES SINGLE  
JOURNEY

**N37500.00**



JOURNEY BY  
MOTORCYCLE  
(OKADA)  
PER DROP

**N160.80**



WATER TRANSPORT:  
WATER WAY  
PASSENGER  
TRANSPORTATION

**N490.50**

### YoY % & MoM %



BUS JOURNEY  
WITHIN CITY,  
PER DROP  
CONSTANT ROUTE

YoY % = 92.34  
MoM % = 2.30



BUS JOURNEY  
INTERCITY,  
STATE ROUTE,  
CHARGE PER PERSON

YoY % = 85.05  
MoM % = 3.09



AIR FARE CHARGE  
FOR SPECIFIED  
ROUTES SINGLE  
JOURNEY

YoY % = 14.46  
MoM % = -0.80



JOURNEY BY  
MOTORCYCLE  
(OKADA)  
PER DROP

YoY % = 76.55  
MoM % = -0.50



WATER TRANSPORT:  
WATER WAY  
PASSENGER  
TRANSPORTATION

YoY % = 66.70  
MoM % = 1.96

# TRANSPORT FARE WATCH - MARCH 2021

## Average Transport Fare by Categories -Kano State



### MARCH 2021



BUS JOURNEY  
WITHIN CITY,  
PER DROP  
CONSTANT ROUTE

**N420.13**



BUS JOURNEY  
INTERCITY,  
STATE ROUTE,  
CHARGE PER PERSON

**N2000.60**



AIR FARE CHARGE  
FOR SPECIFIED  
ROUTES SINGLE  
JOURNEY

**N35600.00**



JOURNEY BY  
MOTORCYCLE  
(OKADA)  
PER DROP

**N230.40**



WATER TRANSPORT:  
WATER WAY  
PASSENGER  
TRANSPORTATION

**N532.00**

### FEBRUARY 2021



BUS JOURNEY  
WITHIN CITY,  
PER DROP  
CONSTANT ROUTE

**N405.28**



BUS JOURNEY  
INTERCITY,  
STATE ROUTE,  
CHARGE PER PERSON

**N1956.30**



AIR FARE CHARGE  
FOR SPECIFIED  
ROUTES SINGLE  
JOURNEY

**N35500.00**



JOURNEY BY  
MOTORCYCLE  
(OKADA)  
PER DROP

**N240.76**



WATER TRANSPORT:  
WATER WAY  
PASSENGER  
TRANSPORTATION

**N510.80**

### YoY % & MoM %



BUS JOURNEY  
WITHIN CITY,  
PER DROP  
CONSTANT ROUTE

**YoY % = 127.10**  
**MoM % = 3.66**



BUS JOURNEY  
INTERCITY,  
STATE ROUTE,  
CHARGE PER PERSON

**YoY % = 70.14**  
**MoM % = 2.20**



AIR FARE CHARGE  
FOR SPECIFIED  
ROUTES SINGLE  
JOURNEY

**YoY % = 39.61**  
**MoM % = 0.28**



JOURNEY BY  
MOTORCYCLE  
(OKADA)  
PER DROP

**YoY % = 188.00**  
**MoM % = -4.30**



WATER TRANSPORT:  
WATER WAY  
PASSENGER  
TRANSPORTATION

**YoY % = 47.78**  
**MoM % = 4.15**

# TRANSPORT FARE WATCH - MARCH 2021

## Average Transport Fare by Categories -Katsina State



### MARCH 2021



BUS JOURNEY  
WITHIN CITY,  
PER DROP  
CONSTANT ROUTE

**N360.45**



BUS JOURNEY  
INTERCITY,  
STATE ROUTE,  
CHARGE PER PERSON

**N2986.25**



AIR FARE CHARGE  
FOR SPECIFIED  
ROUTES SINGLE  
JOURNEY

**N35150.00**



JOURNEY BY  
MOTORCYCLE  
(OKADA)  
PER DROP

**N147.64**



WATER TRANSPORT:  
WATER WAY  
PASSENGER  
TRANSPORTATION

**N735.82**

### FEBRUARY 2021



BUS JOURNEY  
WITHIN CITY,  
PER DROP  
CONSTANT ROUTE

**N350.76**



BUS JOURNEY  
INTERCITY,  
STATE ROUTE,  
CHARGE PER PERSON

**N2969.45**



AIR FARE CHARGE  
FOR SPECIFIED  
ROUTES SINGLE  
JOURNEY

**N35200.00**



JOURNEY BY  
MOTORCYCLE  
(OKADA)  
PER DROP

**N140.12**



WATER TRANSPORT:  
WATER WAY  
PASSENGER  
TRANSPORTATION

**N700.00**

### YoY % & MoM %



BUS JOURNEY  
WITHIN CITY,  
PER DROP  
CONSTANT ROUTE

**YoY % = 66.11**  
**MoM % = 2.76**



BUS JOURNEY  
INTERCITY,  
STATE ROUTE,  
CHARGE PER PERSON

**YoY % = 63.28**  
**MoM % = 0.57**



AIR FARE CHARGE  
FOR SPECIFIED  
ROUTES SINGLE  
JOURNEY

**YoY % = 40.60**  
**MoM % = -0.14**



JOURNEY BY  
MOTORCYCLE  
(OKADA)  
PER DROP

**YoY % = 140.34**  
**MoM % = 5.37**



WATER TRANSPORT:  
WATER WAY  
PASSENGER  
TRANSPORTATION

**YoY % = 71.12**  
**MoM % = 5.12**

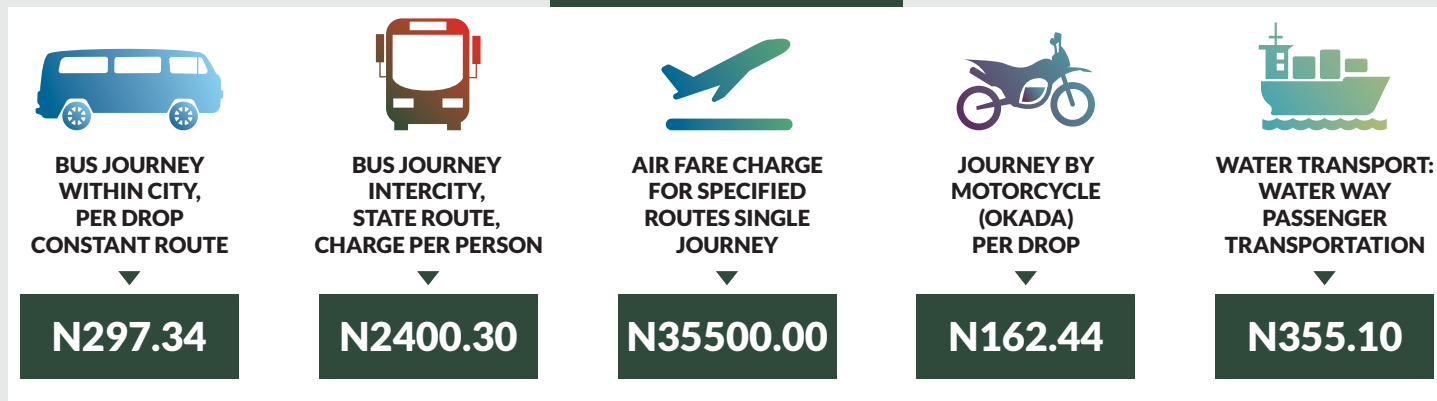


# TRANSPORT FARE WATCH - MARCH 2021

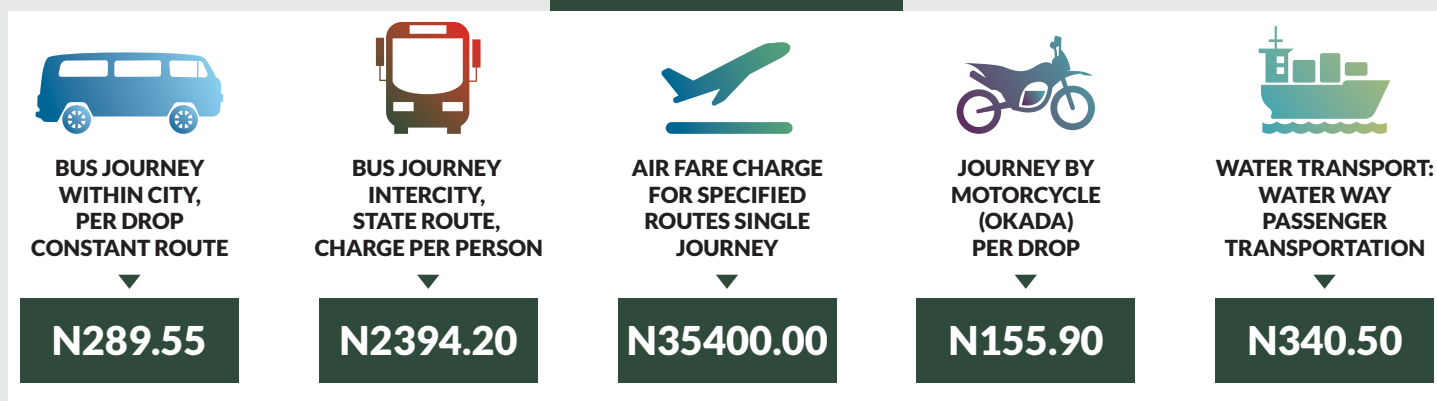
## Average Transport Fare by Categories -Kebbi State



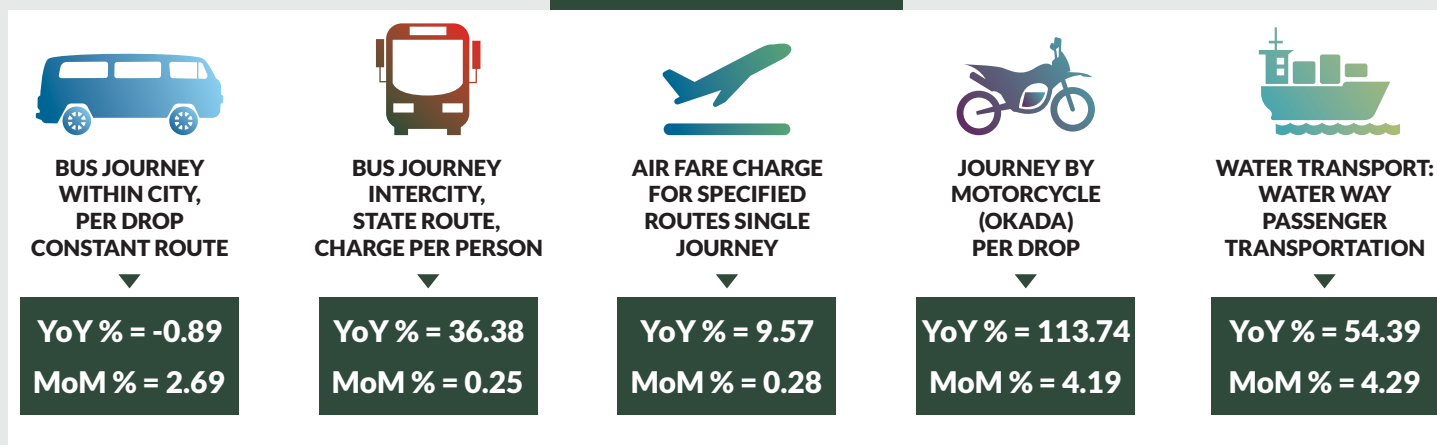
### MARCH 2021



### FEBRUARY 2021



### YoY % & MoM %

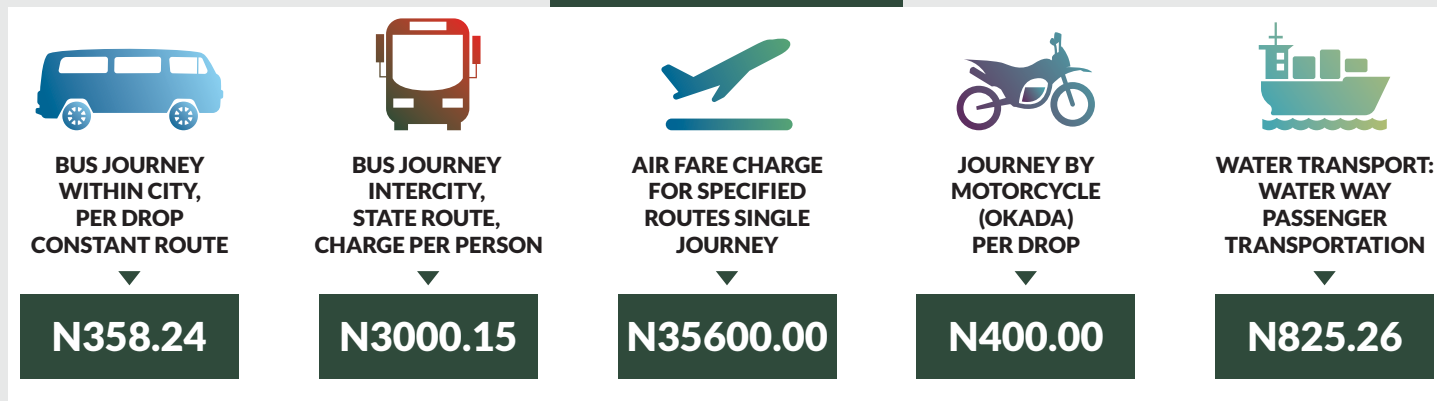


# TRANSPORT FARE WATCH - MARCH 2021

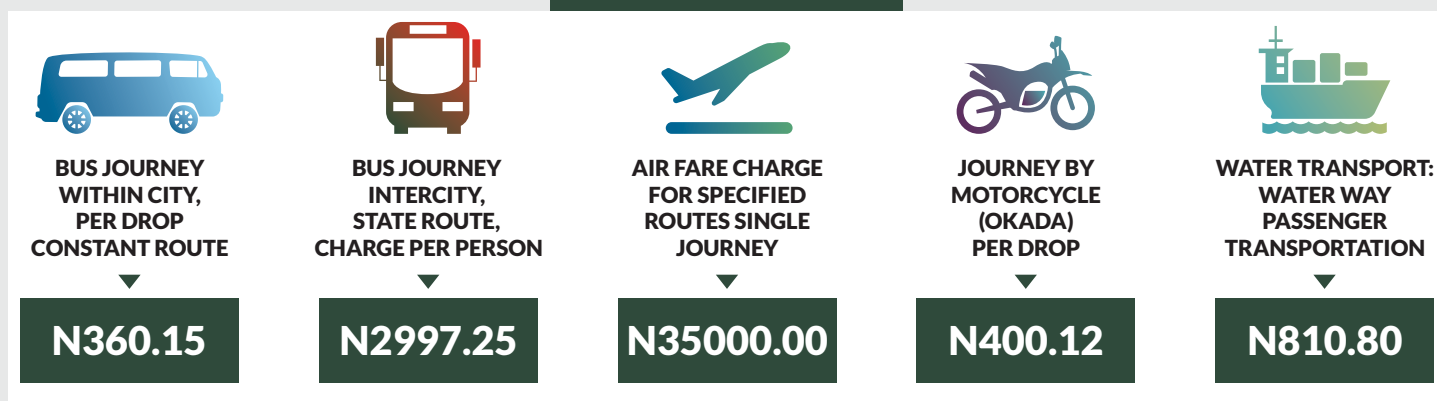
## Average Transport Fare by Categories -Kogi State



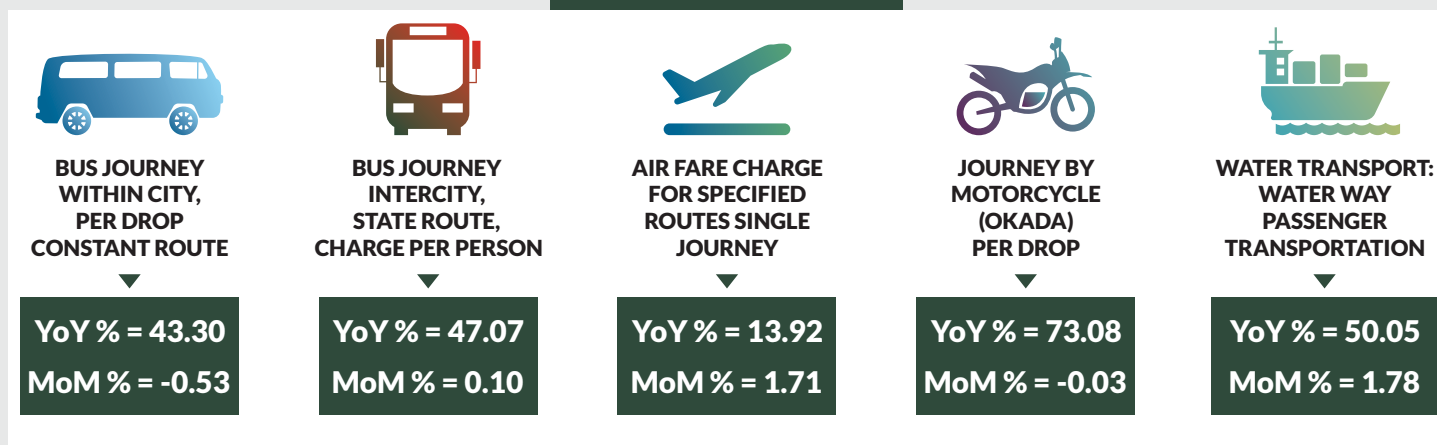
### MARCH 2021



### FEBRUARY 2021



### YoY % & MoM %



# TRANSPORT FARE WATCH - MARCH 2021

## Average Transport Fare by Categories -Kwara State



### MARCH 2021



BUS JOURNEY  
WITHIN CITY,  
PER DROP  
CONSTANT ROUTE

**N282.34**



BUS JOURNEY  
INTERCITY,  
STATE ROUTE,  
CHARGE PER PERSON

**N2516.20**



AIR FARE CHARGE  
FOR SPECIFIED  
ROUTES SINGLE  
JOURNEY

**N35700.00**



JOURNEY BY  
MOTORCYCLE  
(OKADA)  
PER DROP

**N390.12**



WATER TRANSPORT:  
WATER WAY  
PASSENGER  
TRANSPORTATION

**N900.55**

### FEBRUARY 2021



BUS JOURNEY  
WITHIN CITY,  
PER DROP  
CONSTANT ROUTE

**N275.64**



BUS JOURNEY  
INTERCITY,  
STATE ROUTE,  
CHARGE PER PERSON

**N2450.10**



AIR FARE CHARGE  
FOR SPECIFIED  
ROUTES SINGLE  
JOURNEY

**N35850.00**



JOURNEY BY  
MOTORCYCLE  
(OKADA)  
PER DROP

**N380.99**



WATER TRANSPORT:  
WATER WAY  
PASSENGER  
TRANSPORTATION

**N874.16**

### YoY % & MoM %



BUS JOURNEY  
WITHIN CITY,  
PER DROP  
CONSTANT ROUTE

**YoY % = 88.23**  
**MoM % = 2.43**



BUS JOURNEY  
INTERCITY,  
STATE ROUTE,  
CHARGE PER PERSON

**YoY % = 40.91**  
**MoM % = 2.70**



AIR FARE CHARGE  
FOR SPECIFIED  
ROUTES SINGLE  
JOURNEY

**YoY % = 6.57**  
**MoM % = -0.42**



JOURNEY BY  
MOTORCYCLE  
(OKADA)  
PER DROP

**YoY % = 100.27**  
**MoM % = 2.40**



WATER TRANSPORT:  
WATER WAY  
PASSENGER  
TRANSPORTATION

**YoY % = 40.71**  
**MoM % = 3.02**

# TRANSPORT FARE WATCH - MARCH 2021

## Average Transport Fare by Categories -Lagos State



### MARCH 2021



BUS JOURNEY  
WITHIN CITY,  
PER DROP  
CONSTANT ROUTE

**N438.20**



BUS JOURNEY  
INTERCITY,  
STATE ROUTE,  
CHARGE PER PERSON

**N3425.18**



AIR FARE CHARGE  
FOR SPECIFIED  
ROUTES SINGLE  
JOURNEY

**N38600.00**



JOURNEY BY  
MOTORCYCLE  
(OKADA)  
PER DROP

**N400.00**



WATER TRANSPORT:  
WATER WAY  
PASSENGER  
TRANSPORTATION

**N825.47**

### FEBRUARY 2021



BUS JOURNEY  
WITHIN CITY,  
PER DROP  
CONSTANT ROUTE

**N427.45**



BUS JOURNEY  
INTERCITY,  
STATE ROUTE,  
CHARGE PER PERSON

**N3340.60**



AIR FARE CHARGE  
FOR SPECIFIED  
ROUTES SINGLE  
JOURNEY

**N38600.00**



JOURNEY BY  
MOTORCYCLE  
(OKADA)  
PER DROP

**N390.20**



WATER TRANSPORT:  
WATER WAY  
PASSENGER  
TRANSPORTATION

**N800.00**

### YoY % & MoM %



BUS JOURNEY  
WITHIN CITY,  
PER DROP  
CONSTANT ROUTE

**YoY % = 58.24**  
**MoM % = 2.51**



BUS JOURNEY  
INTERCITY,  
STATE ROUTE,  
CHARGE PER PERSON

**YoY % = 45.75**  
**MoM % = 2.53**



AIR FARE CHARGE  
FOR SPECIFIED  
ROUTES SINGLE  
JOURNEY

**YoY % = 14.88**  
**MoM % = 0.00**



JOURNEY BY  
MOTORCYCLE  
(OKADA)  
PER DROP

**YoY % = 90.48**  
**MoM % = 2.51**



WATER TRANSPORT:  
WATER WAY  
PASSENGER  
TRANSPORTATION

**YoY % = 65.09**  
**MoM % = 3.18**

# TRANSPORT FARE WATCH - MARCH 2021

## Average Transport Fare by Categories -Nasarawa State



### MARCH 2021



BUS JOURNEY  
WITHIN CITY,  
PER DROP  
CONSTANT ROUTE

**N482.30**



BUS JOURNEY  
INTERCITY,  
STATE ROUTE,  
CHARGE PER PERSON

**N2350.10**



AIR FARE CHARGE  
FOR SPECIFIED  
ROUTES SINGLE  
JOURNEY

**N35650.00**



JOURNEY BY  
MOTORCYCLE  
(OKADA)  
PER DROP

**N280.27**



WATER TRANSPORT:  
WATER WAY  
PASSENGER  
TRANSPORTATION

**N650.19**

### FEBRUARY 2021



BUS JOURNEY  
WITHIN CITY,  
PER DROP  
CONSTANT ROUTE

**N440.78**



BUS JOURNEY  
INTERCITY,  
STATE ROUTE,  
CHARGE PER PERSON

**N2394.24**



AIR FARE CHARGE  
FOR SPECIFIED  
ROUTES SINGLE  
JOURNEY

**N35600.00**



JOURNEY BY  
MOTORCYCLE  
(OKADA)  
PER DROP

**N258.30**



WATER TRANSPORT:  
WATER WAY  
PASSENGER  
TRANSPORTATION

**N640.28**

### YoY % & MoM %



BUS JOURNEY  
WITHIN CITY,  
PER DROP  
CONSTANT ROUTE

**YoY % = 72.25**  
**MoM % = 9.42**



BUS JOURNEY  
INTERCITY,  
STATE ROUTE,  
CHARGE PER PERSON

**YoY % = 41.69**  
**MoM % = -1.84**



AIR FARE CHARGE  
FOR SPECIFIED  
ROUTES SINGLE  
JOURNEY

**YoY % = 39.26**  
**MoM % = 0.14**



JOURNEY BY  
MOTORCYCLE  
(OKADA)  
PER DROP

**YoY % = 87.89**  
**MoM % = 8.51**



WATER TRANSPORT:  
WATER WAY  
PASSENGER  
TRANSPORTATION

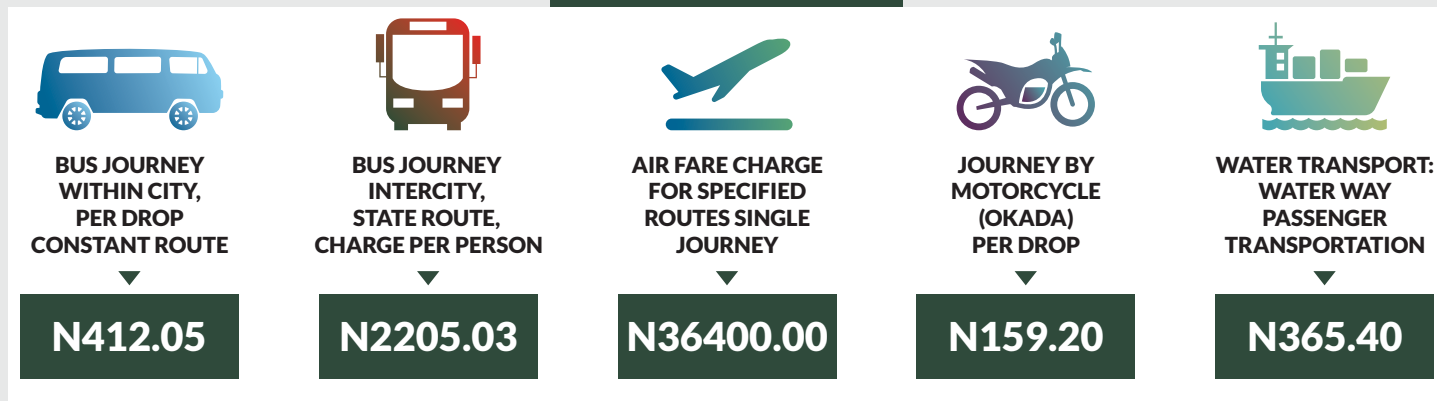
**YoY % = 62.55**  
**MoM % = 1.55**

# TRANSPORT FARE WATCH - MARCH 2021

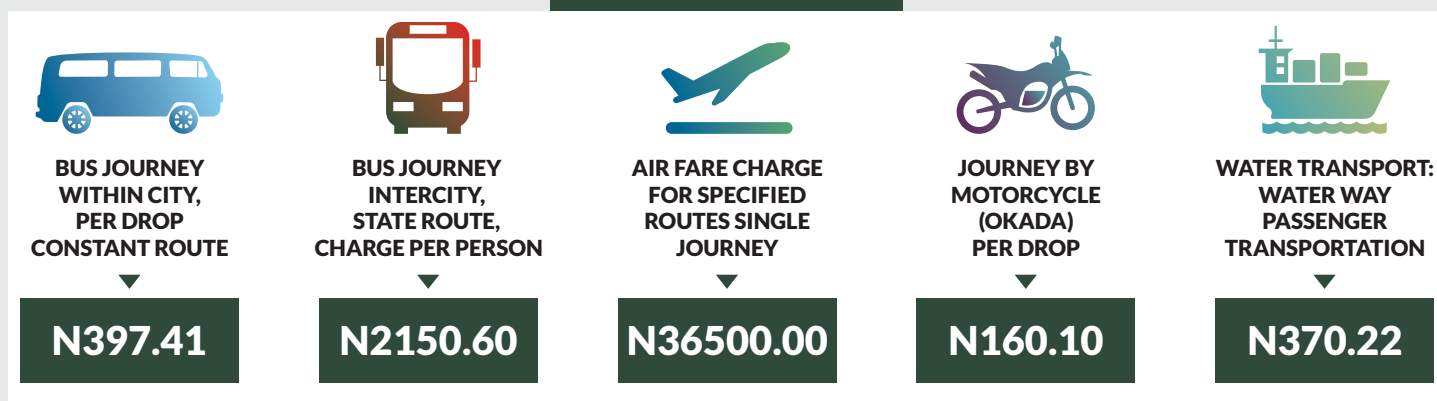
## Average Transport Fare by Categories -Niger State



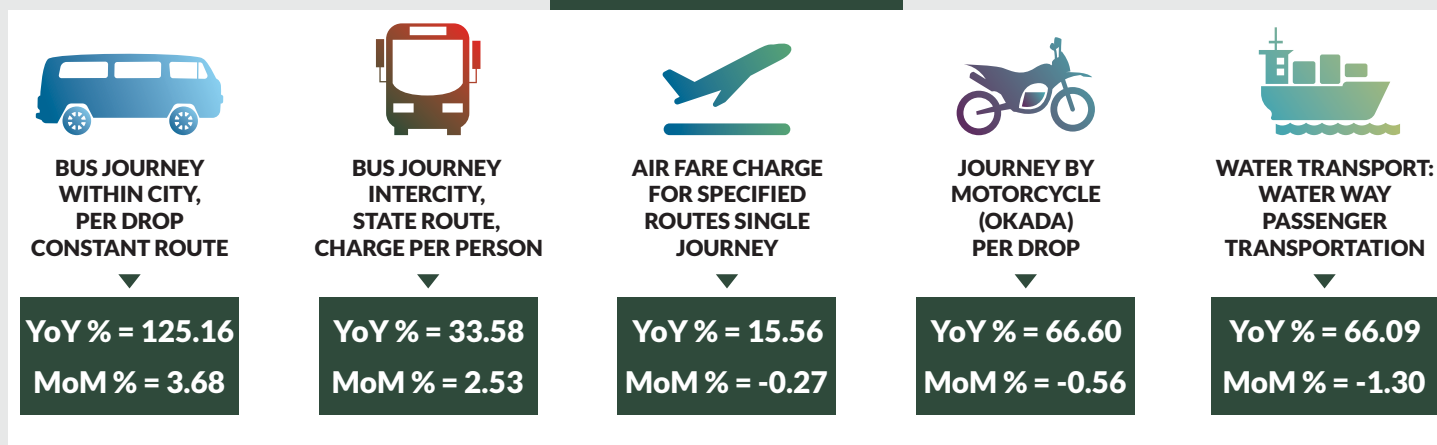
### MARCH 2021



### FEBRUARY 2021



### YoY % & MoM %



# TRANSPORT FARE WATCH - MARCH 2021

## Average Transport Fare by Categories -Ogun State



### MARCH 2021



BUS JOURNEY  
WITHIN CITY,  
PER DROP  
CONSTANT ROUTE

**N359.34**



BUS JOURNEY  
INTERCITY,  
STATE ROUTE,  
CHARGE PER PERSON

**N2199.15**



AIR FARE CHARGE  
FOR SPECIFIED  
ROUTES SINGLE  
JOURNEY

**N35700.00**



JOURNEY BY  
MOTORCYCLE  
(OKADA)  
PER DROP

**N186.54**



WATER TRANSPORT:  
WATER WAY  
PASSENGER  
TRANSPORTATION

**N1000.05**

### FEBRUARY 2021



BUS JOURNEY  
WITHIN CITY,  
PER DROP  
CONSTANT ROUTE

**N355.72**



BUS JOURNEY  
INTERCITY,  
STATE ROUTE,  
CHARGE PER PERSON

**N2130.55**



AIR FARE CHARGE  
FOR SPECIFIED  
ROUTES SINGLE  
JOURNEY

**N35650.00**



JOURNEY BY  
MOTORCYCLE  
(OKADA)  
PER DROP

**N180.70**



WATER TRANSPORT:  
WATER WAY  
PASSENGER  
TRANSPORTATION

**N998.60**

### YoY % & MoM %



BUS JOURNEY  
WITHIN CITY,  
PER DROP  
CONSTANT ROUTE

**YoY % = 115.69**  
**MoM % = 1.02**



BUS JOURNEY  
INTERCITY,  
STATE ROUTE,  
CHARGE PER PERSON

**YoY % = 83.26**  
**MoM % = 3.22**



AIR FARE CHARGE  
FOR SPECIFIED  
ROUTES SINGLE  
JOURNEY

**YoY % = 15.16**  
**MoM % = 0.14**



JOURNEY BY  
MOTORCYCLE  
(OKADA)  
PER DROP

**YoY % = -6.03**  
**MoM % = 3.23**



WATER TRANSPORT:  
WATER WAY  
PASSENGER  
TRANSPORTATION

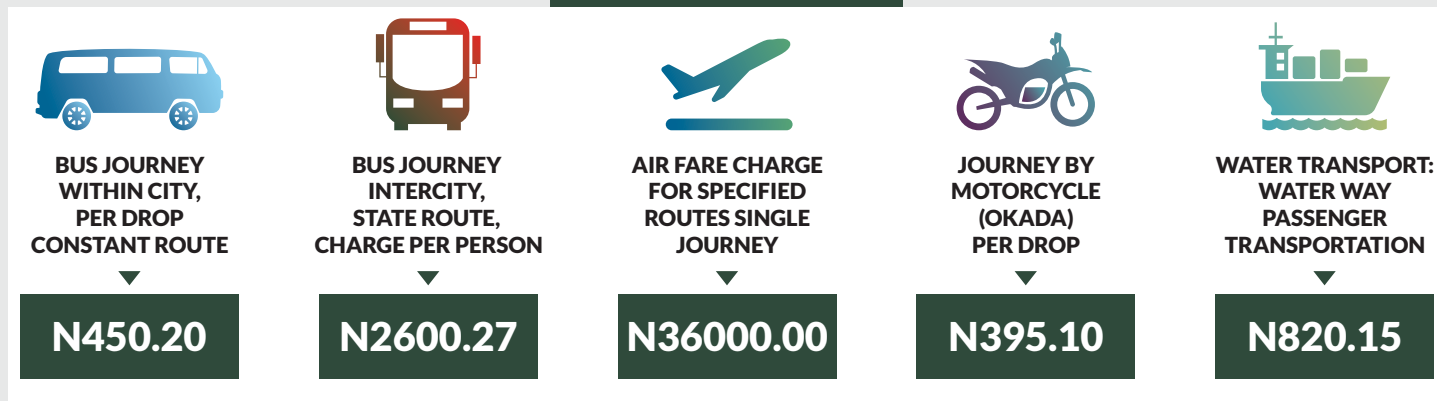
**YoY % = 25.01**  
**MoM % = 0.15**

# TRANSPORT FARE WATCH - MARCH 2021

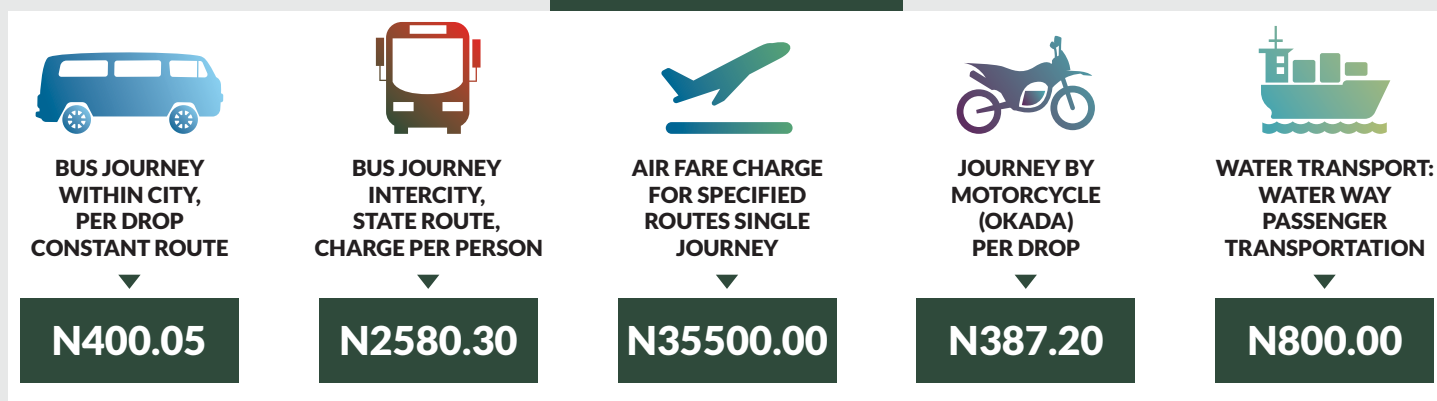
## Average Transport Fare by Categories -Ondo State



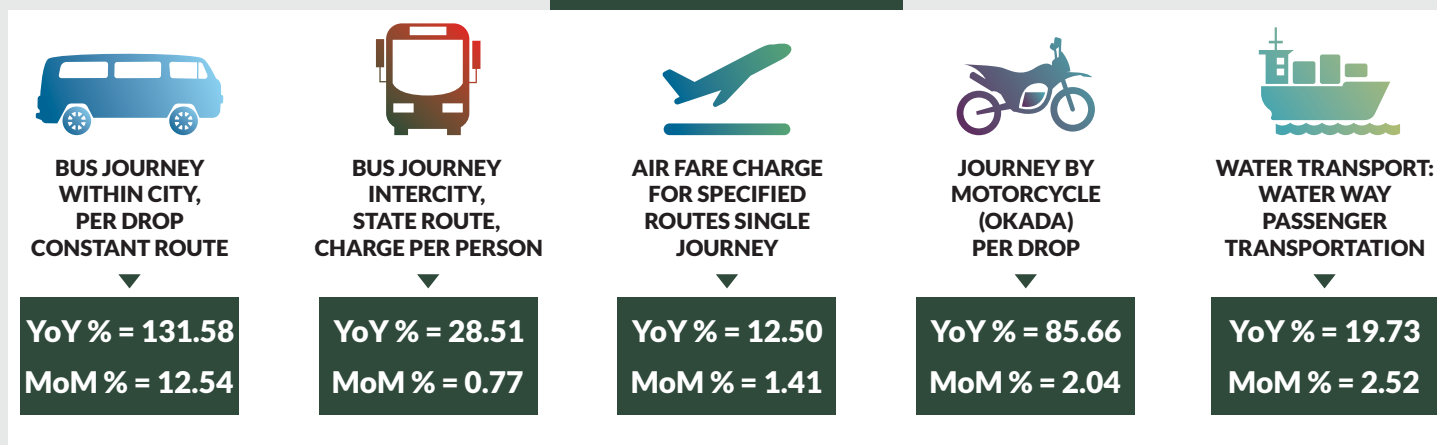
### MARCH 2021



### FEBRUARY 2021



### YoY % & MoM %





# TRANSPORT FARE WATCH - MARCH 2021

## Average Transport Fare by Categories -Osun State



### MARCH 2021



BUS JOURNEY  
WITHIN CITY,  
PER DROP  
CONSTANT ROUTE

**N335.50**



BUS JOURNEY  
INTERCITY,  
STATE ROUTE,  
CHARGE PER PERSON

**N1938.75**



AIR FARE CHARGE  
FOR SPECIFIED  
ROUTES SINGLE  
JOURNEY

**N35800.00**



JOURNEY BY  
MOTORCYCLE  
(OKADA)  
PER DROP

**N255.68**



WATER TRANSPORT:  
WATER WAY  
PASSENGER  
TRANSPORTATION

**N670.25**

### FEBRUARY 2021



BUS JOURNEY  
WITHIN CITY,  
PER DROP  
CONSTANT ROUTE

**N315.70**



BUS JOURNEY  
INTERCITY,  
STATE ROUTE,  
CHARGE PER PERSON

**N1900.00**



AIR FARE CHARGE  
FOR SPECIFIED  
ROUTES SINGLE  
JOURNEY

**N36000.00**



JOURNEY BY  
MOTORCYCLE  
(OKADA)  
PER DROP

**N286.30**



WATER TRANSPORT:  
WATER WAY  
PASSENGER  
TRANSPORTATION

**N650.00**

### YoY % & MoM %



BUS JOURNEY  
WITHIN CITY,  
PER DROP  
CONSTANT ROUTE

**YoY % = 95.91**  
**MoM % = 6.27**



BUS JOURNEY  
INTERCITY,  
STATE ROUTE,  
CHARGE PER PERSON

**YoY % = 67.55**  
**MoM % = 2.04**



AIR FARE CHARGE  
FOR SPECIFIED  
ROUTES SINGLE  
JOURNEY

**YoY % = 39.30**  
**MoM % = -0.56**



JOURNEY BY  
MOTORCYCLE  
(OKADA)  
PER DROP

**YoY % = 54.85**  
**MoM % = -10.70**



WATER TRANSPORT:  
WATER WAY  
PASSENGER  
TRANSPORTATION

**YoY % = 38.20**  
**MoM % = 3.12**

# TRANSPORT FARE WATCH - MARCH 2021

## Average Transport Fare by Categories -Oyo State



### MARCH 2021



BUS JOURNEY  
WITHIN CITY,  
PER DROP  
CONSTANT ROUTE

**N197.55**



BUS JOURNEY  
INTERCITY,  
STATE ROUTE,  
CHARGE PER PERSON

**N2604.21**



AIR FARE CHARGE  
FOR SPECIFIED  
ROUTES SINGLE  
JOURNEY

**N36000.00**



JOURNEY BY  
MOTORCYCLE  
(OKADA)  
PER DROP

**N262.01**



WATER TRANSPORT:  
WATER WAY  
PASSENGER  
TRANSPORTATION

**N606.36**

### FEBRUARY 2021



BUS JOURNEY  
WITHIN CITY,  
PER DROP  
CONSTANT ROUTE

**N190.45**



BUS JOURNEY  
INTERCITY,  
STATE ROUTE,  
CHARGE PER PERSON

**N2540.33**



AIR FARE CHARGE  
FOR SPECIFIED  
ROUTES SINGLE  
JOURNEY

**N35400.00**



JOURNEY BY  
MOTORCYCLE  
(OKADA)  
PER DROP

**N265.20**



WATER TRANSPORT:  
WATER WAY  
PASSENGER  
TRANSPORTATION

**N599.45**

### YoY % & MoM %



BUS JOURNEY  
WITHIN CITY,  
PER DROP  
CONSTANT ROUTE

**YoY % = 1.02**  
**MoM % = 3.73**



BUS JOURNEY  
INTERCITY,  
STATE ROUTE,  
CHARGE PER PERSON

**YoY % = 57.46**  
**MoM % = 2.51**



AIR FARE CHARGE  
FOR SPECIFIED  
ROUTES SINGLE  
JOURNEY

**YoY % = 39.72**  
**MoM % = 1.69**



JOURNEY BY  
MOTORCYCLE  
(OKADA)  
PER DROP

**YoY % = 208.25**  
**MoM % = -1.20**



WATER TRANSPORT:  
WATER WAY  
PASSENGER  
TRANSPORTATION

**YoY % = 26.33**  
**MoM % = 1.15**

# TRANSPORT FARE WATCH - MARCH 2021

## Average Transport Fare by Categories -Plateau State



### MARCH 2021



BUS JOURNEY  
WITHIN CITY,  
PER DROP  
CONSTANT ROUTE

**N425.03**



BUS JOURNEY  
INTERCITY,  
STATE ROUTE,  
CHARGE PER PERSON

**N3200.46**



AIR FARE CHARGE  
FOR SPECIFIED  
ROUTES SINGLE  
JOURNEY

**N36450.00**



JOURNEY BY  
MOTORCYCLE  
(OKADA)  
PER DROP

**N295.67**



WATER TRANSPORT:  
WATER WAY  
PASSENGER  
TRANSPORTATION

**N650.25**

### FEBRUARY 2021



BUS JOURNEY  
WITHIN CITY,  
PER DROP  
CONSTANT ROUTE

**N408.64**



BUS JOURNEY  
INTERCITY,  
STATE ROUTE,  
CHARGE PER PERSON

**N3155.25**



AIR FARE CHARGE  
FOR SPECIFIED  
ROUTES SINGLE  
JOURNEY

**N36600.00**



JOURNEY BY  
MOTORCYCLE  
(OKADA)  
PER DROP

**N290.22**



WATER TRANSPORT:  
WATER WAY  
PASSENGER  
TRANSPORTATION

**N645.70**

### YoY % & MoM %



BUS JOURNEY  
WITHIN CITY,  
PER DROP  
CONSTANT ROUTE

**YoY % = 81.64**  
**MoM % = 4.01**



BUS JOURNEY  
INTERCITY,  
STATE ROUTE,  
CHARGE PER PERSON

**YoY % = 44.38**  
**MoM % = 1.43**



AIR FARE CHARGE  
FOR SPECIFIED  
ROUTES SINGLE  
JOURNEY

**YoY % = 30.65**  
**MoM % = -0.41**



JOURNEY BY  
MOTORCYCLE  
(OKADA)  
PER DROP

**YoY % = 181.59**  
**MoM % = 1.88**



WATER TRANSPORT:  
WATER WAY  
PASSENGER  
TRANSPORTATION

**YoY % = 75.74**  
**MoM % = 0.70**

# TRANSPORT FARE WATCH - MARCH 2021

## Average Transport Fare by Categories -Rivers State



### MARCH 2021



BUS JOURNEY  
WITHIN CITY,  
PER DROP  
CONSTANT ROUTE

**N270.30**



BUS JOURNEY  
INTERCITY,  
STATE ROUTE,  
CHARGE PER PERSON

**N2180.20**



AIR FARE CHARGE  
FOR SPECIFIED  
ROUTES SINGLE  
JOURNEY

**N38400.00**



JOURNEY BY  
MOTORCYCLE  
(OKADA)  
PER DROP

**N420.35**



WATER TRANSPORT:  
WATER WAY  
PASSENGER  
TRANSPORTATION

**N2285.67**

### FEBRUARY 2021



BUS JOURNEY  
WITHIN CITY,  
PER DROP  
CONSTANT ROUTE

**N260.28**



BUS JOURNEY  
INTERCITY,  
STATE ROUTE,  
CHARGE PER PERSON

**N2100.27**



AIR FARE CHARGE  
FOR SPECIFIED  
ROUTES SINGLE  
JOURNEY

**N38100.00**



JOURNEY BY  
MOTORCYCLE  
(OKADA)  
PER DROP

**N400.00**



WATER TRANSPORT:  
WATER WAY  
PASSENGER  
TRANSPORTATION

**N2299.35**

### YoY % & MoM %



BUS JOURNEY  
WITHIN CITY,  
PER DROP  
CONSTANT ROUTE

**YoY % = 86.41**  
**MoM % = 3.85**



BUS JOURNEY  
INTERCITY,  
STATE ROUTE,  
CHARGE PER PERSON

**YoY % = 32.13**  
**MoM % = 3.81**



AIR FARE CHARGE  
FOR SPECIFIED  
ROUTES SINGLE  
JOURNEY

**YoY % = 9.71**  
**MoM % = 0.79**



JOURNEY BY  
MOTORCYCLE  
(OKADA)  
PER DROP

**YoY % = 70.77**  
**MoM % = 5.09**



WATER TRANSPORT:  
WATER WAY  
PASSENGER  
TRANSPORTATION

**YoY % = 29.38**  
**MoM % = -0.59**

# TRANSPORT FARE WATCH - MARCH 2021

## Average Transport Fare by Categories -Sokoto State



### MARCH 2021



BUS JOURNEY  
WITHIN CITY,  
PER DROP  
CONSTANT ROUTE

**N305.10**



BUS JOURNEY  
INTERCITY,  
STATE ROUTE,  
CHARGE PER PERSON

**N3380.20**



AIR FARE CHARGE  
FOR SPECIFIED  
ROUTES SINGLE  
JOURNEY

**N33200.00**



JOURNEY BY  
MOTORCYCLE  
(OKADA)  
PER DROP

**N170.35**



WATER TRANSPORT:  
WATER WAY  
PASSENGER  
TRANSPORTATION

**N700.00**

### FEBRUARY 2021



BUS JOURNEY  
WITHIN CITY,  
PER DROP  
CONSTANT ROUTE

**N297.62**



BUS JOURNEY  
INTERCITY,  
STATE ROUTE,  
CHARGE PER PERSON

**N3350.60**



AIR FARE CHARGE  
FOR SPECIFIED  
ROUTES SINGLE  
JOURNEY

**N33600.00**



JOURNEY BY  
MOTORCYCLE  
(OKADA)  
PER DROP

**N164.88**



WATER TRANSPORT:  
WATER WAY  
PASSENGER  
TRANSPORTATION

**N700.00**

### YoY % & MoM %



BUS JOURNEY  
WITHIN CITY,  
PER DROP  
CONSTANT ROUTE

**YoY % = 126.00**  
**MoM % = 2.51**



BUS JOURNEY  
INTERCITY,  
STATE ROUTE,  
CHARGE PER PERSON

**YoY % = 64.89**  
**MoM % = 0.88**



AIR FARE CHARGE  
FOR SPECIFIED  
ROUTES SINGLE  
JOURNEY

**YoY % = 47.56**  
**MoM % = -1.19**



JOURNEY BY  
MOTORCYCLE  
(OKADA)  
PER DROP

**YoY % = 95.48**  
**MoM % = 3.32**



WATER TRANSPORT:  
WATER WAY  
PASSENGER  
TRANSPORTATION

**YoY % = 62.79**  
**MoM % = 0.00**

# TRANSPORT FARE WATCH - MARCH 2021

## Average Transport Fare by Categories -Taraba State



### MARCH 2021



BUS JOURNEY  
WITHIN CITY,  
PER DROP  
CONSTANT ROUTE

**N497.25**



BUS JOURNEY  
INTERCITY,  
STATE ROUTE,  
CHARGE PER PERSON

**N2358.14**



AIR FARE CHARGE  
FOR SPECIFIED  
ROUTES SINGLE  
JOURNEY

**N35600.00**



JOURNEY BY  
MOTORCYCLE  
(OKADA)  
PER DROP

**N420.15**



WATER TRANSPORT:  
WATER WAY  
PASSENGER  
TRANSPORTATION

**N370.20**

### FEBRUARY 2021



BUS JOURNEY  
WITHIN CITY,  
PER DROP  
CONSTANT ROUTE

**N450.60**



BUS JOURNEY  
INTERCITY,  
STATE ROUTE,  
CHARGE PER PERSON

**N2330.21**



AIR FARE CHARGE  
FOR SPECIFIED  
ROUTES SINGLE  
JOURNEY

**N35500.00**



JOURNEY BY  
MOTORCYCLE  
(OKADA)  
PER DROP

**N436.20**



WATER TRANSPORT:  
WATER WAY  
PASSENGER  
TRANSPORTATION

**N362.55**

### YoY % & MoM %



BUS JOURNEY  
WITHIN CITY,  
PER DROP  
CONSTANT ROUTE

**YoY % = 93.73**  
**MoM % = 10.35**



BUS JOURNEY  
INTERCITY,  
STATE ROUTE,  
CHARGE PER PERSON

**YoY % = 25.76**  
**MoM % = 1.20**



AIR FARE CHARGE  
FOR SPECIFIED  
ROUTES SINGLE  
JOURNEY

**YoY % = 31.85**  
**MoM % = 0.28**



JOURNEY BY  
MOTORCYCLE  
(OKADA)  
PER DROP

**YoY % = 134.60**  
**MoM % = -3.68**



WATER TRANSPORT:  
WATER WAY  
PASSENGER  
TRANSPORTATION

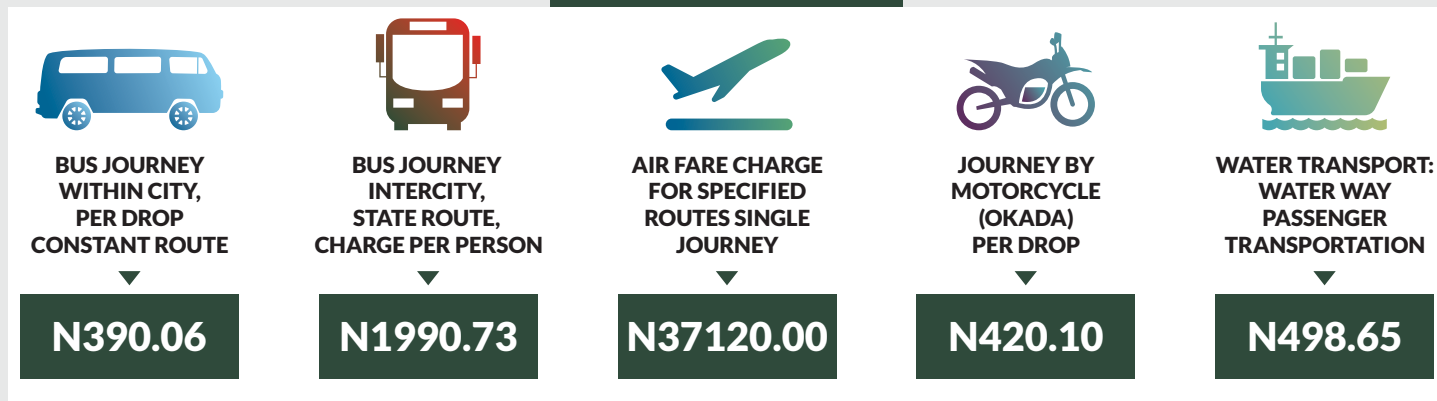
**YoY % = 15.69**  
**MoM % = 2.11**

# TRANSPORT FARE WATCH - MARCH 2021

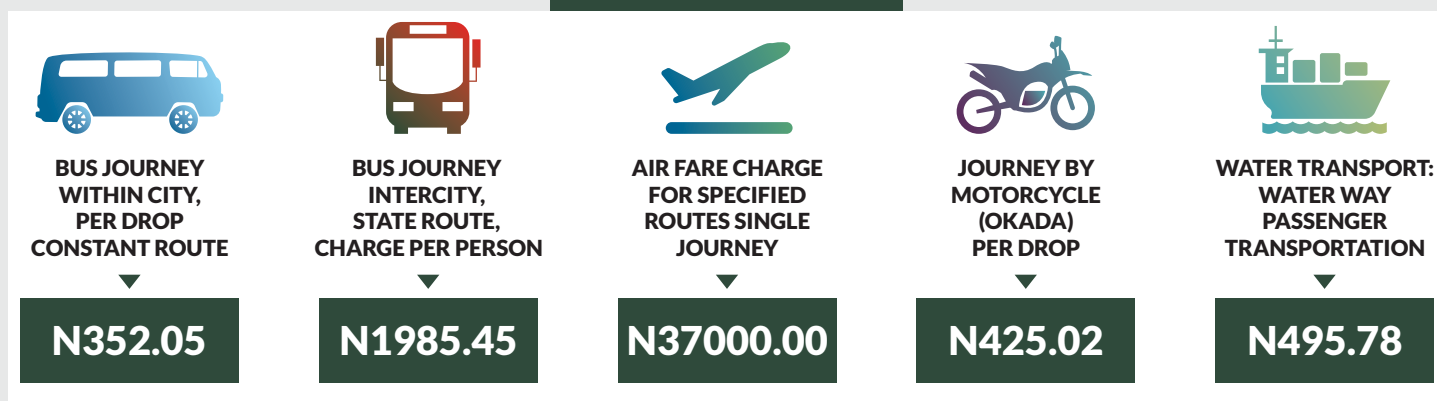
## Average Transport Fare by Categories -Yobe State



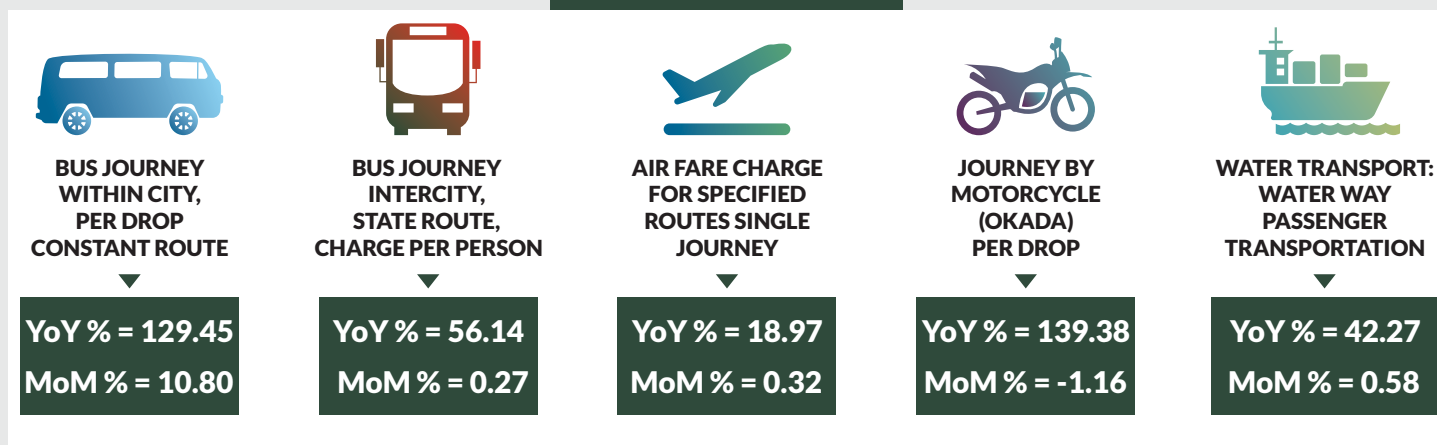
### MARCH 2021



### FEBRUARY 2021



### YoY % & MoM %



# TRANSPORT FARE WATCH - MARCH 2021

## Average Transport Fare by Categories -Zamfara State



### MARCH 2021



BUS JOURNEY  
WITHIN CITY,  
PER DROP  
CONSTANT ROUTE

**N618.23**



BUS JOURNEY  
INTERCITY,  
STATE ROUTE,  
CHARGE PER PERSON

**N1935.20**



AIR FARE CHARGE  
FOR SPECIFIED  
ROUTES SINGLE  
JOURNEY

**N36500.00**



JOURNEY BY  
MOTORCYCLE  
(OKADA)  
PER DROP

**N198.67**



WATER TRANSPORT:  
WATER WAY  
PASSENGER  
TRANSPORTATION

**N650.47**

### FEBRUARY 2021



BUS JOURNEY  
WITHIN CITY,  
PER DROP  
CONSTANT ROUTE

**N620.15**



BUS JOURNEY  
INTERCITY,  
STATE ROUTE,  
CHARGE PER PERSON

**N1915.03**



AIR FARE CHARGE  
FOR SPECIFIED  
ROUTES SINGLE  
JOURNEY

**N36550.00**



JOURNEY BY  
MOTORCYCLE  
(OKADA)  
PER DROP

**N197.25**



WATER TRANSPORT:  
WATER WAY  
PASSENGER  
TRANSPORTATION

**N620.30**

### YoY % & MoM %



BUS JOURNEY  
WITHIN CITY,  
PER DROP  
CONSTANT ROUTE

**YoY % = 73.10**  
**MoM % = -0.31**



BUS JOURNEY  
INTERCITY,  
STATE ROUTE,  
CHARGE PER PERSON

**YoY % = 64.00**  
**MoM % = 1.05**



AIR FARE CHARGE  
FOR SPECIFIED  
ROUTES SINGLE  
JOURNEY

**YoY % = 12.31**  
**MoM % = -0.14**



JOURNEY BY  
MOTORCYCLE  
(OKADA)  
PER DROP

**YoY % = 122.12**  
**MoM % = 0.72**



WATER TRANSPORT:  
WATER WAY  
PASSENGER  
TRANSPORTATION

**YoY % = 85.85**  
**MoM % = 4.86**



## METHODOLOGY

Field work is done solely by over 700 NBS Staff in all States of the federation supported by supervisors who are monitored by internal and external observers.

Prices are collected across all the 774 local governments across all States and the FCT from over 10,000 respondents and locations and reflect actual fare households state they actually paid for those services.

The average of all these fares is then reported for each state and the average for the country is the average for the state.

NBS audit team subsequently conducts randomly selected verification of fares recorded.

# ACKNOWLEDGEMENTS/CONTACTS

## Acknowledgements


We acknowledge our technical partners, Proshare in the design, concept and production of this publication.





## Contact Us

 @nigerianstat

 NBSNigeria

 [www.nigerianstat.gov.ng](http://www.nigerianstat.gov.ng)

 **Head Office Address**  
Plot 762, Independence Avenue, Central  
Business District, FCT, Abuja Nigeria.

 +234 803 386 5388

 [feedback@nigerianstat.gov.ng](mailto:feedback@nigerianstat.gov.ng)