



NATIONAL BUREAU OF STATISTICS

# Selected Food Price Watch

---

(OCTOBER 2023)

**Report Date: November 2023**

# CONTENT

Executive Summary .....	4
Methodology .....	3
National.....	6
North Central.....	9
North East.....	10
North West.....	11
South East .....	12
South West .....	13
South-South.....	14
Appendix.....	15
Contact .....	17

## EXECUTIVE SUMMARY

Selected Food Price Watch for October 2023 shows that the average price of 1kg of Tomato rose by 48.73% on a year-on-year basis from N454.46 in October 2022 to N675.91 in October 2023. On a month-on-month basis, it increased by 19.48% from N565.69 in September 2023.

Similarly, the average price of 1kg Rice local sold loose rose by 68.10% on a year-on-year basis from N487.47 in October 2022 to N819.42 in October 2023, while on a month-on-month basis, there was an increase of 8.24%.

The average price of 1kg of Beans brown (sold loose) rose by 39.90% on a year-on-year basis from N564.69 in October 2022 to N790.01 in October 2023. On a month-on-month basis, it increased by 10.19% from N716.97 in September 2023.

Likewise, the average price of 1kg beef boneless stood at N2,948.03 in October 2023. This indicated that on a year-on-year basis, the price rose by 30.08% from the value recorded in October 2022 (N 2,266.24), and 4.65% on a month-on-month basis from N2,816.91 in September 2023.

The average price of 1kg of Gari white, sold loose increased by 63.68% on a year-on-year basis from N317.90 in October (2022) to N520.35 in October 2023. On a month-on-month basis, the average price of this item increased by 11.21% from N467.89 in September 2023.

On state profile analysis in October 2023, the highest average price of 1kg of Tomato was recorded in Bayelsa at N1,344.13, while the least was recorded in Kwara with N341.95. Edo state recorded the highest average price of 1kg Rice local sold loose at N1,044.17, while the lowest was reported in Zamfara at N660.79.

In terms of the average price of 1kg of Beans brown (sold loose), Imo state recorded the highest price at N1,095.84, while Taraba recorded the least at N550.59. The average price of 1kg beef boneless was higher in Anambra (N3,831.48), and the slowest was recorded in Kogi (N2,362.50). While the highest average price of 1kg of Gari white, sold loose was recorded in Delta State at N759.29, while the lowest was recorded in Kogi State at N390.81.

Zonal analysis showed that South-South had the highest average price of 1kg of Tomato sold at N1,199.77, followed by the South-East which recorded N908.64, while the lowest price was recorded in the North-East with N382.92. The South-South and South-East recorded the highest average price of 1kg Rice local sold loose with N944.69 and N907.50, respectively, while the lowest was recorded in the North-East at N718.51.

The South-East recorded the highest average price of 1kg of Beans brown (sold loose) with N1,023.34, followed by the South-South with N870.09, while the lowest was recorded in the North-West with N615.07.

the average price of 1kg beef boneless was higher in the South-East and South-South at N3,582.88 and N3,212.32 respectively, while the lowest was recorded in the North-East at N2,656.27.

## METHODOLOGY

Fieldwork is done solely by over 700 NBS Staff in all States of the federation supported by supervisors who are monitored by internal and external observers.

Prices are collected across all the 774 local government across all the States and the FCT from 10,000 respondents and locations. the CPI is calculate using the weight derived from household consumption expenditure on goods and services and the actual prices of goods and services collected from the field.

The average of all these prices is reported for each state and the total average for the states is the average for the country.

NBS audit team subsequently conducts randomly selected verification of prices recorded.

# SELECTED FOOD PRICE WATCH -OCTOBER 2023

-National



## Tomato

Highest Price



Bayelsa (N1344.13)

Lowest Price



Kwara (N341.95)

**N454.46**

YoY = 48.73%

OCTOBER 2022

**N675.91**

1KG  
OCTOBER 2023

MoM = 19.48%

**N565.69**

SEPTEMBER 2023

## Rice local sold loose

Highest Price



Edo (N1044.17)

Lowest Price



Zamfara (N660.79)

**N487.47**

YoY = 68.10%

OCTOBER 2022

**N819.42**

1KG  
OCTOBER 2023

MoM = 8.24%

**N757.06**

SEPTEMBER 2023

## Beans brown,sold loose

Highest Price



Imo (N1095.84)

Lowest Price



Taraba (N550.59)

**N564.69**

YoY = 39.90%

OCTOBER 2022

**N790.01**

1KG  
OCTOBER 2023

MoM = 10.19%

**N716.97**

SEPTEMBER 2023

## Yam Tuber

Highest Price



Akwa Ibom (N1145.56)

Lowest Price



Bauchi (N389.94)

**N409.86**

YoY = 67.79%

OCTOBER 2022

**N687.68**

1KG  
OCTOBER 2023

MoM = 15.80%

**N593.83**

SEPTEMBER 2023

# SELECTED FOOD PRICE WATCH - OCTOBER 2023

-National



## Onion Bulb

Highest Price



Bayelsa (N999.6)

Lowest Price



Kano (N303.46)

**N405.72**

OCTOBER 2022

YoY = 46.11%

**N592.80**



OCTOBER 2023

MoM = 14.98%

**N515.59**

SEPTEMBER 2023

## Beef, boneless

Highest Price



Anambra (N3831.48)

Lowest Price



Kogi (N2362.50)

**N2,266.24**

OCTOBER 2022

YoY = 30.08%

**N2,948.03**



OCTOBER 2023

MoM = 4.65%

**N2,816.91**


SEPTEMBER 2023

## Bread sliced 500g

Highest Price



Delta (N1075.00)



Lowest Price



Yobe (N505.8)

**N523.16**

OCTOBER 2022

YoY = 45.43%

**N760.82**



OCTOBER 2023

MoM = 7.41%

**N708.36**

SEPTEMBER 2023

## Palm oil: 1 bottle

Highest Price



Ogun (N1599.52)



Lowest Price



Benue (N1033.33)

**N968.76**

OCTOBER 2022

YoY = 36.52%

**N1,322.55**



OCTOBER 2023

MoM = 4.74%

**N1,262.67**

SEPTEMBER 2023

# SELECTED FOOD PRICE WATCH - OCTOBER 2023

-National



## Wheat flour: prepacked (golden penny 2kg)

Highest Price



Katsina (N2195)

Lowest Price



Kwara(N1400.00)



**N1,727.28**

2KG

OCTOBER 2023



**N1,144.47**

OCTOBER 2022

YoY = 50.92%



**N1,515.88**

SEPTEMBER 2023

MoM = 13.95%

## Gari white,sold loose

Highest Price



Delta(N759.29)

Lowest Price



Kogi (N390.81)



**N520.35**

1KG

OCTOBER 2023



**N317.90**

OCTOBER 2022

YoY = 63.68%



**N467.89**

SEPTEMBER 2023

MoM = 11.21%



# SELECTED FOOD PRICE WATCH - OCTOBER 2023

## - NORTH CENTRAL



Tomato



**N481.31**

1KG

Beans brown,sold loose



**N778.49**

1KG


Rice local sold loose



**N805.52**

1KG

Bread sliced 500g



Lorem ipsum

**N794.76**

1 Loaf

Yam Tuber



**N604.23**

1KG

Palm oil: 1 bottle



**N1,278.75**

1 Litre

Beef,boneless



**N2,700.83**

1KG

Onion bulb



**N442.59**

1KG

Gari white,sold loose



**N423.79**

1KG

Wheat flour: prepacked (golden penny 2kg)



**N1,622.14**

2KG

# SELECTED FOOD PRICE WATCH - OCTOBER 2023

## - NORTH EAST




Tomato



**N382.92**

1KG

Beans brown,sold loose



**N680.09**

1KG


Rice local sold loose



**N718.51**

1KG

Bread sliced 500g



**N533.67**

1 Loaf

Yam Tuber



**N408.90**

1KG

Palm oil: 1 bottle



**N1,247.17**

1 Litre

Beef,boneless



**N2,656.27**

1KG

Onion bulb



**N370.74**

1KG

Gari white,sold loose



**N483.65**

1KG

Wheat flour: prepacked (golden penny 2kg)



**N1,520.87**

2KG

# SELECTED FOOD PRICE WATCH - OCTOBER 2023

## - NORTH WEST




Tomato



**N400.51**

1KG

Beans brown,sold loose



**N615.07**

1KG


Rice local sold loose



**N723.67**

1KG

Bread sliced 500g



**N652.65**

1 Loaf

Yam Tuber



**N576.04**

1KG

Palm oil: 1 bottle



**N1,320.57**

1 Litre

Beef,boneless



**N2,735.26**

1KG

Onion bulb



**N403.38**

1KG

Gari white,sold loose



**N463.46**

1KG

Wheat flour: prepacked (golden penny 2kg)



**N1,939.54**

2KG

# SELECTED FOOD PRICE WATCH - OCTOBER 2023

## - SOUTH EAST




Tomato



**N908.64**

1KG

Beans brown,sold loose



**N1,023.34**

1KG


Rice local sold loose



**N907.50**

1KG

Bread sliced 500g



Lorem ipsum

**N858.78**

1 Loaf

Yam Tuber



**N741.32**

1KG

Palm oil: 1 bottle



**N1,370.84**

1 Litre

Beef,boneless



**N3,582.88**

1KG

Onion bulb



**N793.41**

1KG

Gari white,sold loose



**N567.78**

1KG

Wheat flour: prepacked (golden penny 2kg)



**N1,791.65**

2KG

# SELECTED FOOD PRICE WATCH - OCTOBER 2023

## - SOUTH WEST



Tomato



**N799.45**

1KG

Beans brown,sold loose



**N842.97**

1KG


Rice local sold loose



**N849.60**

1KG

Bread sliced 500g



**N786.49**

1 Loaf

Yam Tuber



**N840.02**

1KG

Palm oil: 1 bottle



**N1,440.29**

1 Litre

Beef,boneless



**N2,983.13**

1KG

Onion bulb



**N750.73**

1KG

Gari white,sold loose



**N545.85**

1KG

Wheat flour: prepacked (golden penny 2kg)



**N1,612.47**

2KG

# SELECTED FOOD PRICE WATCH - OCTOBER 2023

## - SOUTH SOUTH



Tomato



**N1,199.77**

1KG

Beans brown,sold loose



**N870.09**

1KG


Rice local sold loose



**N944.69**

1KG


Bread sliced 500g



**N967.28**

1 Loaf

Yam Tuber



**N997.05**

1KG

Palm oil: 1 bottle



**N1,293.38**

1 Litre

Beef,boneless



**N3,212.32**

1KG

Onion bulb



**N886.02**

1KG

Gari white,sold loose



**N671.03**

1KG

Wheat flour: prepacked (golden penny 2kg)



**N1,869.86**

2KG

# APPENDIX

ITEM LABEL	NORTH CENTRAL	NORTH EAST	NORTH WEST	SOUTH EAST	SOUTH SOUTH	SOUTH WEST
Agric eggs medium size	1,064.18	911.32	1,097.46	1,265.02	1,239.47	1,131.79
Agric eggs (medium size price of one)	104.25	93.25	97.10	112.69	115.46	103.41
Beans brown, sold loose	778.49	680.09	615.07	1,023.34	870.09	842.97
Beans: white black eye. sold loose	725.87	685.07	606.75	1,025.49	823.78	830.95
Beef Bone in	2,841.51	2,215.91	2,218.56	2,333.59	3,242.93	2,466.17
Beef, boneless	2,700.83	2,656.27	2,735.26	3,582.88	3,212.32	2,983.13
Bread sliced 500g	794.76	533.67	652.65	858.78	967.28	786.49
Bread unsliced 500g	824.01	525.11	610.26	796.71	930.34	750.14
Broken Rice (Ofada)	784.52	737.12	714.96	908.78	843.29	919.17
Catfish (obokun) fresh	1,569.92	1,258.56	2,001.04	3,021.29	2,587.51	1,885.47
Catfish :dried	2,758.99	2,476.34	2,295.34	5,107.51	3,484.82	2,666.89
Catfish Smoked	2,405.23	2,398.65	1,844.02	3,075.56	2,819.13	2,185.14
Chicken Feet	1,017.89	766.07	1,533.59	1,890.55	2,072.08	1,680.78
Chicken Wings	1,276.84	988.97	1,617.87	2,359.28	2,322.75	2,276.29
Dried Fish Sardine	6,660.97	2,331.74	1,902.53	3,709.57	2,981.59	1,834.60
Evaporated tinned milk carnation 170g	425.48	426.71	461.50	500.30	488.94	452.37
Evaporated tinned milk (peak), 170g	460.66	491.56	522.91	578.79	537.96	496.59
Frozen chicken	3,366.85	2,743.44	3,019.53	4,751.52	3,744.44	3,031.94
Gari white, sold loose	423.79	483.65	463.46	567.78	671.03	545.85
Gari yellow, sold loose	423.47	477.04	473.03	657.62	651.72	612.67
Groundnut oil: 1 bottle, specify bottle	1,301.20	1,297.78	1,479.67	2,121.79	1,911.11	1,671.35
Iced Sardine	2,100.71	1,848.97	1,747.52	2,666.11	2,063.02	1,698.88
Irish potato	590.43	424.35	506.73	1,107.68	1,660.06	825.55
Mackerel : frozen	2,032.31	1,889.91	1,709.38	2,992.35	1,983.49	1,816.55
Maize grain white sold loose	434.55	459.24	503.72	685.47	669.15	591.03
Maize grain yellow sold loose	433.13	460.47	489.49	688.53	595.56	616.68
Mudfish (aro) fresh	1,486.10	1,299.26	1,911.36	2,175.52	2,516.81	1,882.25
Mudfish : dried	2,261.14	2,297.49	2,343.78	4,602.55	2,656.43	2,878.00
Onion bulb	442.59	370.74	403.38	793.41	886.02	750.73
Palm oil: 1 bottle, specify bottle	1,278.75	1,247.17	1,320.57	1,370.84	1,293.38	1,440.29
Plantain (ripe)	488.67	468.73	513.22	831.65	876.36	662.57
Plantain (unripe)	521.14	481.37	509.15	694.75	850.49	650.96
Rice agric sold loose	849.77	740.35	757.15	964.24	1,013.08	791.93
Rice local sold loose	805.52	718.51	723.67	907.50	944.69	849.60
Rice Medium Grained	1,072.21	745.17	769.91	983.49	1,001.15	819.51
Rice ,imported high quality sold loose	824.96	863.00	981.06	1,278.51	1,175.49	1,055.16
Sweet potato	277.19	240.48	280.08	380.55	732.78	544.75
Tilapia fish (epiya) fresh	1,569.14	742.96	1,561.61	2,297.63	2,461.66	1,719.46
Titus: frozen	2,066.47	1,866.06	2,181.76	2,913.60	2,255.12	1,894.67
Tomato	481.31	382.92	400.51	908.64	1,199.77	799.45
Vegetable oil:1 bottle, specify bottle	1,365.23	1,250.02	1,425.84	1,758.78	1,630.20	1,584.64
Wheat flour: prepacked (golden penny 2kg)	1,622.14	1,520.87	1,939.54	1,791.65	1,869.86	1,612.47
Yam tuber	604.23	408.90	576.04	741.32	997.05	840.02

Item Label	Average of Oct-22	Average of Sep-23	Average of Oct-23	MoM	YoY	Highest	Lowest
Agric eggs medium size	775.14	1,047.47	1,112.22	6.18	43.49	Enugu (1335.24)	Taraba (812.47)
Agric eggs (medium size price of one)	77.64	96.00	103.93	8.27	33.86	Edo (158.33)	Plateau (91.76)
Beans brown, sold loose	564.69	716.97	790.01	10.19	39.90	Imo (1095.84)	Taraba (550.59)
Beans: white black eye. sold loose	547.39	691.46	770.13	11.38	40.69	Imo (1300.44)	Sokoto (549.15)
Beef Bone in	1,696.58	2,174.24	2,557.80	17.64	50.76	Edo (3390.67)	Katsina (2068.33)
Beef, boneless	2,266.24	2,816.91	2,948.03	4.65	30.08	Anambra (3831.48)	Kogi (2362.5)
Bread sliced 500g	523.16	708.36	760.82	7.41	45.43	Delta (1075)	Yobe (505.8)
Bread unsliced 500g	482.47	661.75	736.68	11.32	52.69	Delta (1075)	Yobe (500.25)
Broken Rice (Ofada)	538.19	752.97	811.83	7.82	50.84	Ogun (1288.37)	Nassarawa (600)
Catfish (obokun) fresh	1,480.34	1,823.06	2,013.31	10.44	36.00	Imo (3411.82)	Taraba (1112.4)
Catfish :dried	2,193.55	2,684.94	3,045.57	13.43	38.84	Enugu (5417.22)	Jigawa (1750.26)
Catfish Smoked	1,820.82	2,196.10	2,420.00	10.20	32.91	Imo (3456.31)	Kaduna (1678.12)
Chicken Feet	1,029.95	1,308.82	1,470.99	12.39	42.82	Delta (2675)	Plateau (630)
Chicken Wings	1,348.07	1,630.58	1,772.63	8.71	31.49	Delta (2815.91)	Taraba (699.26)
Dried Fish Sardine	1,836.31	2,248.21	3,280.54	45.92	78.65	Niger (33344.44)	Ondo (1498.99)
Evaporated tinned milk carnation 170g	265.87	444.18	457.26	2.94	71.98	Rivers (579.17)	Kogi (370)
Evaporated tinned milk (peak), 170g	314.29	508.39	511.77	0.66	62.84	Abia (602.57)	Nassarawa (378.57)
Frozen chicken	2,601.00	3,176.69	3,394.09	6.84	30.49	Enugu (5675.21)	Taraba (2264.95)
Gari white, sold loose	317.90	467.89	520.35	11.21	63.68	Delta (759.29)	Kogi (390.81)
Gari yellow, sold loose	355.77	496.17	540.87	9.01	52.03	Delta (709.3)	Kogi (373.91)
Groundnut oil: 1 bottle, specify bottle	1,159.34	1,496.17	1,604.23	7.22	38.37	Ebonyi (2499.82)	Plateau (1060)
Iced Sardine	1,495.29	1,870.34	1,998.20	6.84	33.63	Imo (3284.62)	Oyo (1330.79)
Irish potato	508.13	687.87	829.14	20.54	63.18	Rivers (2075)	Jigawa (376.79)
Mackerel : frozen	1,537.04	1,876.82	2,034.95	8.43	32.39	Abia (3248.68)	Ekiti (1500)
Maize grain white sold loose	304.55	566.93	548.96	- 3.17	80.25	Rivers (731.23)	Nassarawa (347.36)
Maize grain yellow sold loose	307.62	563.87	538.85	- 4.44	75.17	Ebonyi (733.33)	Niger (350.34)
Mudfish (aro) fresh	1,358.46	1,680.93	1,860.80	10.70	36.98	Cross River (2789.96)	Kogi (1072.73)
Mudfish : dried	2,161.14	2,566.09	2,763.21	7.68	27.86	Abia (5007.97)	Jigawa (1657.13)
Onion bulb	405.72	515.59	592.80	14.98	46.11	Bayelsa (999.6)	Kano (303.46)
Palm oil: 1 bottle, specify bottle	968.76	1,262.67	1,322.55	4.74	36.52	Ogun (1599.52)	Benue (1033.33)
Plantain (ripe)	357.20	586.43	627.50	7.00	75.67	Imo (1079.64)	Kogi (406.55)
Plantain (unripe)	333.79	543.97	610.34	12.20	82.85	Akwa Ibom (977.84)	Niger (408.57)
Rice agric sold loose	561.55	797.98	847.08	6.15	50.85	Abuja (1117.34)	Nassarawa (675)
Rice local sold loose	487.47	757.06	819.42	8.24	68.10	Edo (1044.17)	Zamfara (660.79)
Rice Medium Grained	547.11	806.91	897.49	11.23	64.04	Abuja (1167.07)	Gombe (641.16)
Rice, imported high quality sold loose	689.32	982.07	1,016.12	3.47	47.41	Delta (1394)	Niger (742.86)
Sweet potato	264.14	359.70	403.02	12.04	52.58	Akwa Ibom (910.66)	Taraba (200.14)
Tilapia fish (epiya) fresh	1,224.79	1,501.36	1,701.30	13.32	38.91	Edo (3256.41)	Bauchi (692.86)
Titus: frozen	1,659.22	2,045.95	2,172.99	6.21	30.96	Abia (3205.3)	Jigawa (1381.07)
Tomato	454.46	565.69	675.91	19.48	48.73	Bayelsa (1344.13)	Kwara (341.95)
Vegetable oil:1 bottle, specify bottle	1,106.08	1,414.01	1,489.74	5.36	34.69	Abia (1876.11)	Kogi (1170.37)
Wheat flour: prepacked (golden penny 2kg)	1,144.47	1,515.88	1,727.28	13.95	50.92	Katsina (2195)	Kwara (1400)
Yam tuber	409.86	593.83	687.68	15.80	67.79	Akwa Ibom	Bauchi (389.94)



# CONTACT



## National Bureau of Statistics

Head Office

No 1, Wole Olanipekun Street,  
Formerly, Plot 762 Independence  
Avenue  
Off Constitution Avenue,  
CBD, Abuja, F. C. T.

## Mr. Ichedi S.J

Information Desk

Head, Communication & Public  
Relations Department (C&PRD)  
Phone: +2348037051701  
sjichedi@nigerianstat.gov.ng

## Moses Mathew

Statistical Information Officer

Phone: +2347069071157  
matmoses@nigerianstat.gov.ng

## Dr A.A. Ayo

Head Prices Division

Phone: +2348036082904  
anthonyayo@nigerianstat.gov.ng



@nbs\_nigeria



NBSNigeria



nbs\_nigeria

