



NATIONAL BUREAU OF STATISTICS

# Telecoms Data: Active Voice and Internet, Porting and Tariff Information

(Q1 2024)

**Report Date: June 2024**

**Data Source: National Bureau of Statistics (NBS)**



# CONTENT

Methodology	3
Executive Summary	4
Active Voice/Internet Subscription by Operator	5
Porting Activities By Network	6
Active Voice Subscription by Zone	7
Active Internet Subscription by Zone	8
Appendix	9
Contact	10



## METHODOLOGY

Data is provided by the Nigerian Communications Commission (NCC) and reported by the National Bureau of Statistics (NBS)



## KEY HIGHLIGHTS

- ◆ The total number of active voice subscribers in Q1 2024 was 219,304,281 from the 226,161,713 reported in Q1 2023, indicating a growth rate of –3.03%. On a quarter-on-quarter basis, active voice subscribers fell by 2.41%.
- ◆ Also, in Q1 2024, the total number of active internet subscribers stood at 164,368,292 from 157,551,104 reported in Q1 2023, showing an increase of 4.33%. On a quarter-on-quarter basis, this grew by 0.32%.
- ◆ On state profile analysis, Lagos state had the highest number of active voice subscribers in Q1 2024 with 25,956,074, followed by Ogun with 12,672,990 and Kano with 11,931,128. On the other hand, Bayelsa recorded the least with 1,608,473, followed by Ebonyi and Ekiti with 1,885,657 and 1,969,568 respectively.
- ◆ In addition, Lagos state had the highest number of active internet subscribers in Q1 2024 with 18,841,943, followed by Ogun with 9,528,795 and Kano with 9,067,983. On the other hand, Bayelsa recorded the least with 1,201,601, followed by Ebonyi and Ekiti with 1,401,626 and 1,545,729 respectively. However, MTN had the highest share of subscriptions in Q1 2024.

# TELECOMS DATA – Q1 2024

ACTIVE VOICE/INTERNET SUBSCRIPTION BY OPERATOR



## Active Voice (Value)

81,799,666

62,191,448

63,357,061

11,657,703

486

7,502

85,567

1,554

175,711

432

10,834

16,317

219,304,281

## PROVIDER

MTN



GLO



AIRTEL



EMTS(9mobile)



IPNX



MTN FIXED



21ST CENT



GLO FIXED



SMILE



NTEL



INQ

BIG  
PICTURE



**TOTAL**

## Active Internet (Value)

69,386,959

44,380,117

46,819,616

3,308,493

15,014

3,819

2,259

----

234,522

3,617

----

----

213,876

164,368,292

# TELECOMS DATA – Q1 2024

## PORTING ACTIVITIES

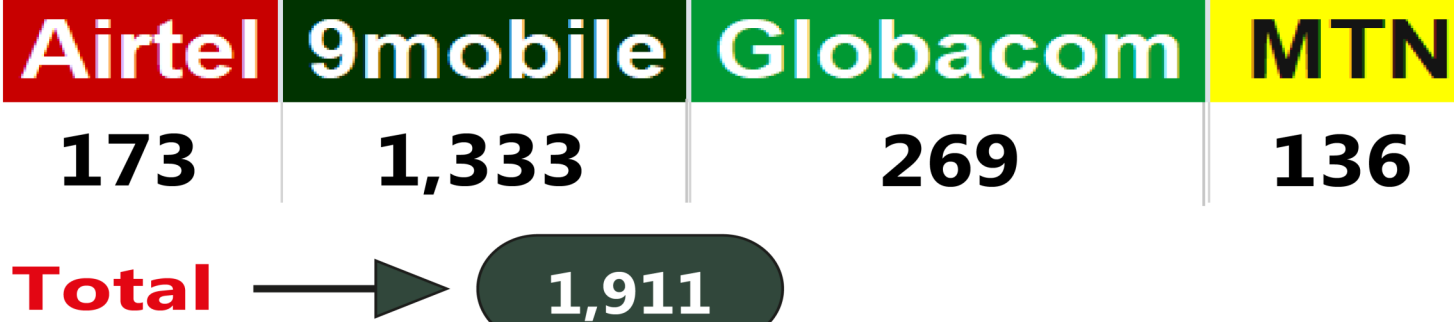


### Porting Activities By Network

#### Ported-In



#### Ported-Out



# TELECOMS DATA – Q1 2024

## ACTIVE VOICE SUBSCRIPTION PER ZONE



43,782,750

NORTH CENTRAL

39,820,499

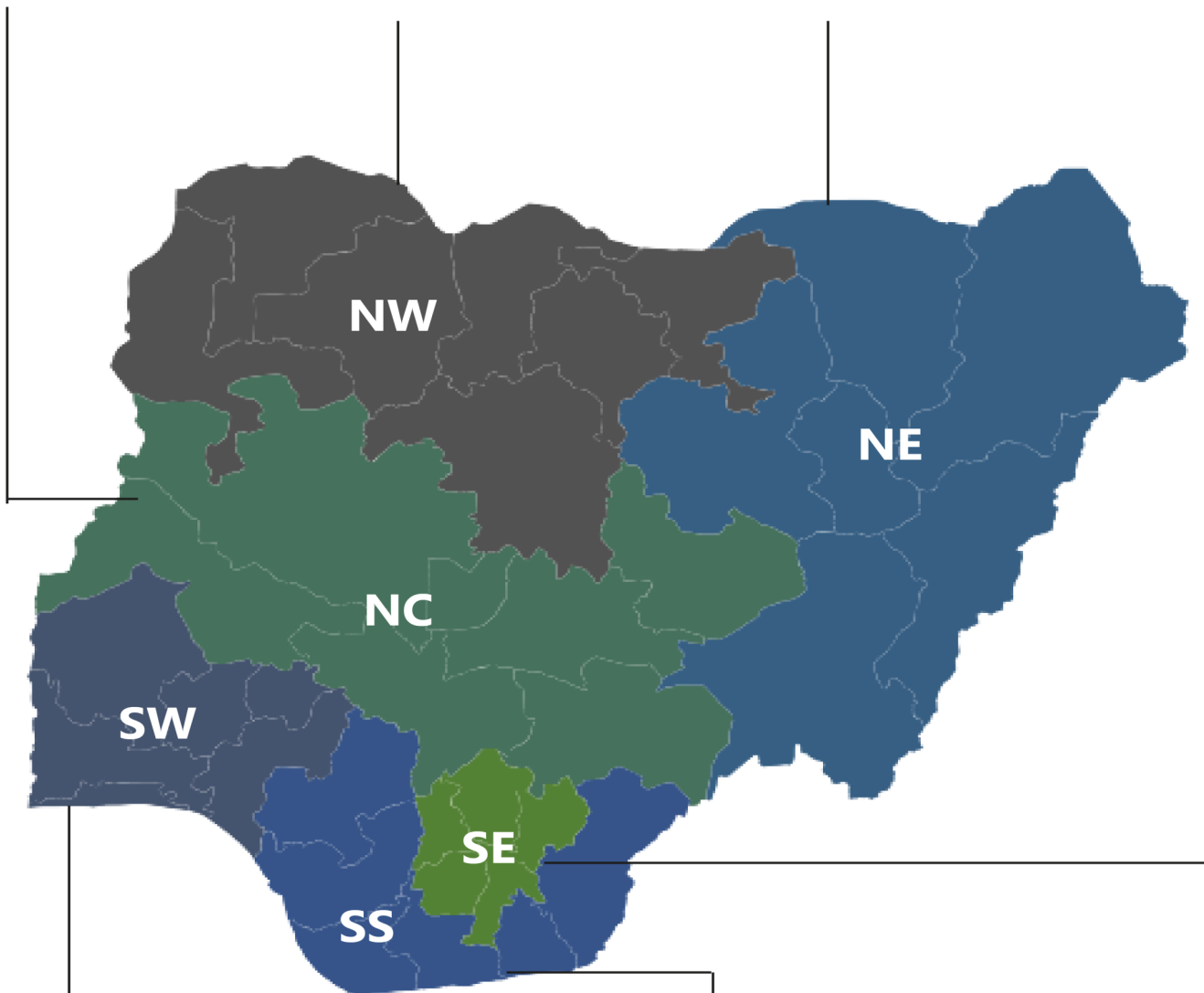
NORTH WEST

21,203,233

NORTH EAST

20,314,141

SOUTH EAST



61,923,126

SOUTH WEST

32,260,532

SOUTH SOUTH



NATIONAL BUREAU OF STATISTICS

# TELECOMS DATA – Q1 2024

## ACTIVE INTERNET SUBSCRIPTION PER ZONE



32,757,695

NORTH CENTRAL

30,248,869

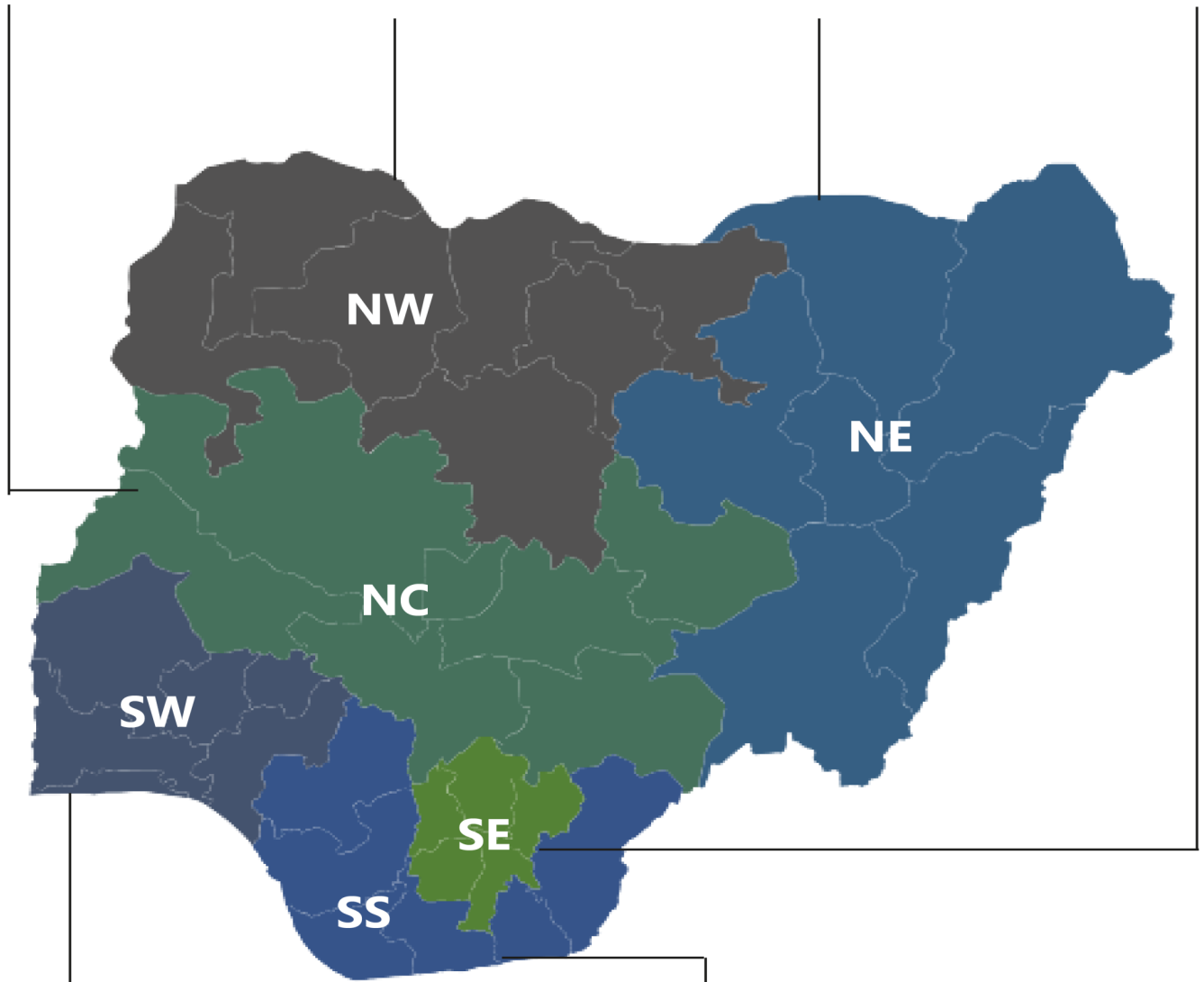
NORTH WEST

16,798,523

NORTH EAST

14,851,610

SOUTH EAST



45,734,074

SOUTH WEST

23,763,645

SOUTH SOUTH



NATIONAL BUREAU OF STATISTICS



# APPENDIX

S/N	STATES	Total Number of Active Voice Subscriptions Per State Q1 2024												
		Mobile (GSM)												
		MTN	GLO	AIRTEL	EMTS	IPNX	MTN FIXED	21ST CENT	GLO FIXED	SMILE	INQ	NTEL	BIG PICTURE	
1	ABIA		695,040	1,032,730	258,239	-	-	-	-	-	-	-	-	3,756,231
2	ADAMAWA		607,444	1,600,493	128,575	-	-	-	-	-	-	-	-	3,964,577
3	AKWA IBOM	1,451,141	734,164	1,322,425	206,810	-	-	-	-	-	-	-	-	3,714,540
4	ANAMBRA		1,108,753	1,550,553	317,632	-	-	-	-	6,640	-	-	-	5,819,844
5	BAUCHI		529,571	1,755,224	141,445	-	-	-	-	-	-	-	-	4,418,258
6	BAYELSA		610,610	379,409	37,539	-	-	-	-	-	-	-	-	1,608,473
7	BENUE		2,416,907	1,672,162	203,825	-	-	-	-	-	-	-	-	5,802,125
8	BORNO		586,153	2,134,263	109,908	-	-	-	-	-	-	-	-	4,099,775
9	CROSS RIVER	1,167,274	629,614	893,782	179,357	-	1	-	-	-	-	-	-	2,870,028
10	DELTA		2,965,556	2,130,181	193,920	-	-	-	-	4,287	-	-	-	8,270,220
11	EBONYI		330,815	723,560	46,076	-	-	-	-	-	-	-	-	1,885,657
12	EDO		3,905,248	1,532,842	217,082	-	-	-	3	6,403	-	-	-	8,122,933
13	EKITI		420,489	426,005	17,379	-	-	-	-	-	-	-	-	1,969,568
14	ENUGU		1,289,077	1,062,820	213,910	-	-	-	-	-	-	-	-	4,393,346
15	FCT		3,768,843.00	2,353,985	807,808	90	3,600	559	283	19,686	809	129	-	10,404,010
16	GOMBE		479,893	960,186	99,570	-	-	-	-	-	-	-	-	2,739,535
17	IMO		889,503	1,053,031	219,443	-	-	-	-	-	-	-	-	4,459,063
18	JIGAWA		207,348	1,263,316	98,943	-	-	-	-	-	-	-	-	2,925,379
19	KADUNA		2,312,471	3,302,852	570,125	-	-	-	-	46,529	-	-	-	9,675,009
20	KANO		991,401	4,877,045	978,740	-	2	-	1	13,690	-	-	-	11,931,128
21	KATSINA		1,355,950	1,884,710	165,717	-	-	-	-	-	-	-	-	5,860,770
22	KEBBI		831,263	965,509	90,081	-	-	-	-	-	-	-	-	3,287,130
23	KOGI		2,688,687	699,653	83,976	-	-	-	-	-	-	-	-	4,841,589
24	KWARA		1,966,258	1,247,248	218,762	-	-	-	-	-	-	-	-	5,465,072
25	LAGOS		7,116,447	7,301,958	2,983,596	371	3,424	84,817	1,267	35,230	9,302	226	16,317	25,956,074
26	NASSARA- WA	1,625,003	1,791,837	1,438,396	258,783	-	-	-	-	-	-	4	-	5,114,023
27	NIGER		3,322,384	1,795,817	313,605	-	-	-	-	-	-	2	-	7,897,324
28	OGUN		3,765,804	3,801,385	684,111	-	-	-	-	-	-	9	-	12,672,990
29	ONDO		2,171,486	821,965	45,577	-	-	-	-	-	-	-	-	4,980,201
30	OSUN		1,853,940	1,096,733	69,881	-	-	-	-	-	-	-	-	5,185,328
31	OYO		4,618,946	2,812,234	447,745	6	2	-	-	30,319	-	-	-	11,158,965
32	PLATEAU		1,079,179	1,212,903	164,569	-	-	-	-	-	-	-	-	4,258,607
33	RIVERS		2,099,895	1,778,802	631,688	19	473	191	-	12,927	723	62	-	7,674,338
34	SOKOTO		764,928	905,100	265,152	-	-	-	-	-	-	-	-	3,431,922
35	TARABA		475,257	1,323,249	83,732	-	-	-	-	-	-	-	-	3,226,592
36	YOBE		219,332	1,335,446	19,821	-	-	-	-	-	-	-	-	2,754,496
37	ZAMFARA		590,955	909,089	84,581	-	-	-	-	-	-	-	-	2,709,161
	OTHERS (Undefined)	-	-	-	-	-	-	-	-	-	-	-	-	-
	TOTAL		62,191,448	63,357,061	11,657,703	486	7,502	85,567	1,554	175,711	10,834	432	16,317	219,304,281

		Total Number of Active Internet Subscriptions Per State Q1 2024											
SN	STATES	Mobile (GSM)							VOIP			Sub Total	
		MTN	GLO	AIRTEL	EMTS	IPNX	MTN FIXED	IN Q	2IST CENT	SMILE	NTEL		ISP
1	ABIA	1,472,065	488,563	741,208	62,778	-	-		-	-	-		2,764,614
2	ADAMAWA	1,364,500	527,424	1,293,105	20,433	-	-		-	-	-		3,205,462
3	AKWA IBOM	1,218,401	518,939	1,035,773	40,562	-	-		-	-	-		2,813,675
4	ANAMBRA	2,374,821	786,147	1,033,525	77,692	-	-		-	8,685	-		4,280,870
5	BAUCHI	1,652,154	447,709	1,400,470	10,627	-	-		-	-	-		3,510,960
6	BAYELSA	505,150	428,971	267,374	106	-	-		-	-	-		1,201,601
7	BENUE	1,242,945	1,781,386	1,351,679	15,360	-	-		-	-	-		4,391,370
8	BORNO	1,049,905	496,673	1,578,719	24,951	-	-		-	-	-		3,150,248
9	CROSS RIVER	995,993	454,389	699,060	46,643	-	-		-	-	-		2,196,085
10	DELTA	2,566,008	2,000,459	1,403,276	36,816	-	310		-	7,540	-		6,014,409
11	EBONYI	632,173	230,310	535,761	3,382	-	-		-	-	-		1,401,626
12	EDO	2,112,624	2,647,561	1,050,715	61,363	-	-		-	11,449	-		5,883,712
13	EKITI	950,539	305,465	288,447	1,278	-	-		-	-	-		1,545,729
14	ENUGU	1,521,116	856,261	713,211	51,195	-	-		-	-	-		3,141,783
15	FCT	3,052,537	2,679,694	1,742,032	302,061	3,358	1,070		54	26,699	1,279		7,808,784
16	GOMBE	976,084	434,713	759,504	21,931	-	-		-	-	-		2,192,232
17	IMO	1,903,343	595,567	719,374	44,433	-	-		-	-	-		3,262,717
18	JIGAWA	1,113,811	177,631	1,008,350	7,315	-	-		-	-	-		2,307,107
19	KADUNA	2,961,456	1,526,183	2,617,728	150,170	-	145		-	50,172	-		7,305,854
20	KANO	4,303,849	858,201	3,691,256	200,469	-	-		-	14,208	-		9,067,983
21	KATSINA	2,030,880	1,025,736	1,410,350	24,168	-	-		-	-	-		4,491,134
22	KEBBI	1,151,714	646,674	722,214	7,592	-	-		-	-	-		2,528,194
23	KOGI	1,141,687	1,950,433	531,726	3,174	-	-		-	-	-		3,627,020
24	KWARA	1,713,723	1,311,359	895,737	66,794	-	174		-	-	-		3,987,787
25	LAGOS	7,417,313	5,106,177	5,026,018	1,216,379	10,877	1,830		2,149	59,293	1,907		18,841,943
26	NASSARAWA	1,394,124	1,281,234	1,144,565	48,518	-	-		-	-	14		3,868,455
27	NIGER	2,051,381	2,200,623	1,362,725	51,305	-	-		-	-	5		5,666,039
28	OGUN	3,870,622	2,648,560	2,754,951	254,612	1	10		-	-	39		9,528,795
29	ONDO	1,655,582	1,509,475	566,439	3,843	-	-		-	-	-		3,735,339
30	OSUN	1,836,620	1,247,587	766,724	3,994	-	-		-	-	-		3,854,925
31	OYO	2,761,405	3,249,046	2,027,471	152,915	3	42		-	36,461	-		8,227,343
32	PLATEAU	1,535,619	851,617	979,353	41,651	-	-		-	-	-		3,408,240
33	RIVERS	2,723,355	1,469,303	1,240,577	199,471	775	238		56	20,015	373		5,654,163
34	SOKOTO	1,233,368	626,493	652,857	45,024	-	-		-	-	-		2,557,742
35	TARABA	1,098,691	369,929	1,082,976	5,887	-	-		-	-	-		2,557,483
36	YOBE	948,622	185,564	1,047,952	-	-	-		-	-	-		2,182,138
37	ZAMFARA	852,779	458,061	676,414	3,601	-	-		-	-	-		1,990,855
	ISP	0	-	-	-	-	-		-	-	-	213,876	213,876
	OTHERS (Undefined)	-	-	-	-	-	-		-	-	-	0	0
	TOTAL	69,386,959	44,380,117	46,819,616	3,308,493	15,014	3,819	-	2,259	234,522	3,617	213,876	164,368,292

OPERATOR	MTN	GLO	AIRTEL	EMTS	TOTAL
PORT-IN	1,296	210	343	62	1,911
PORT-OUT	136	269	173	1,333	1,911

#### ACTIVE INTERNET SUBSCRIPTIONS PER ZONE AS AT QUARTER 1, 2024

ZONE	MTN	GLO	AIRTEL	EMTS	IPNX	MTN FIXED	21ST	GLO FIXED	SMILE	INQ	NTEL	BIG PICTURE	Total
NORTH CENTRAL	14,252,001	17,034,095	10,420,164	2,051,328	90	3,600	559	283	19,686	809	135	-	43,782,750
NORTH EAST	8,613,671	2,897,650	9,108,861	583,051	-	-	-	-	-	-	-	-	21,203,233
NORTH WEST	16,345,001	7,054,316	14,107,621	2,253,339	-	2	-	1	60,219	-	-	-	39,820,499
SOUTH EAST	9,516,319	4,313,188	5,422,694	1,055,300	-	-	-	-	6,640	-	-	-	20,314,141
SOUTH SOUTH	11,786,519	10,945,087	8,037,441	1,466,396	19	474	191	3	23,617	723	62	-	32,260,532
SOUTH WEST	21,286,155	19,947,112	16,260,280	4,248,289	377	3,426	84,817	1,267	65,549	9,302	235	16,317	61,923,126
Grand Total	81,799,666	62,191,448	63,357,061	11,657,703	486	7,502	85,567	1,554	175,711	10,834	432	16,317	219,304,281

#### ACTIVE VOICE SUBSCRIPTIONS PER ZONE AS AT QUARTER 1, 2024

ZONE	MTN	GLO	AIRTEL	IPNX	MTN FIXED	21ST CENT	SMILE	NTEL	Total
NORTH CENTRAL	12,132,016	12,056,346	8,007,817		3,358 1,244	54		26,699	1,298 32,757,695
NORTH EAST	7,089,956	2,462,012	7,162,726		-	-	-	-	- 16,798,523
NORTH WEST					-		-	64,380	-
SOUTH EAST	7,903,518	2,956,848	3,743,079		-	-	-	8,685	- 14,851,610
SOUTH SOUTH	10,121,531	7,519,622	5,696,775		775 548	56		39,004 373	23,763,645
SOUTH WEST	18,492,081	14,066,310	11,430,050		10,881 1,882	2,149		95,754	1,946 45,734,074
Grand Total	69,386,959	44,380,117	46,819,616		15,014 3,819	2,259		234,522	3,617 164,154,416

# CONTACT



## National Bureau of Statistics

Head Office

Plot 762 Independence Avenue,  
Central Business District, Garki  
Abuja.

## Sunday J. Ichedi

Information Desk

Head, Communication & Public  
Relations Department (C&PRD)  
Phone: +2348037051701  
sjchedi@nigerianstat.gov.ng

## Moses Mathew

Statistical Information Officer

Phone: +2347069071157  
matmoses@nigerianstat.gov.ng



@nbs\_nigeria



NBSNigeria



nbs\_nigeria

