



NATIONAL BUREAU OF STATISTICS

Liquefied Petroleum Gas (Cooking Gas) Price Watch

(AUGUST 2024)

Report Date: September 2024

Data Source: National Bureau of Statistics (NBS)

CONTENT

Methodology	3
Executive Summary	4
Average Cooking Gas Prices across States – 5KG Refilling	5
Average Cooking Gas Prices across Zones – 5KG Refilling	6
12 Month Average Prices – 5KG Refilling	7
Average Cooking Gas Prices across States – 12.5KG Refilling	8
Average Cooking Gas Prices across Zones – 12.5KG Refilling	9
12 Month Average Prices – 12.5KG Refilling	10
Appendix	11
Contact	13

METHODOLOGY

Fieldwork is done solely by over 700 NBS Staff in all the States of the federation, supported by supervisors whom internal and external observers monitor.

Gas Prices are collected across all the 774 local governments across all States and the FCT from over 10,000 respondents and outlets and the estimates reflect the weights derived from estimates of household expenditures on gas and the actual prices households bought different KG of gases.

The average prices are reported for each state and the country.

The NBS audit team subsequently conducts randomly selected verification of prices recorded.

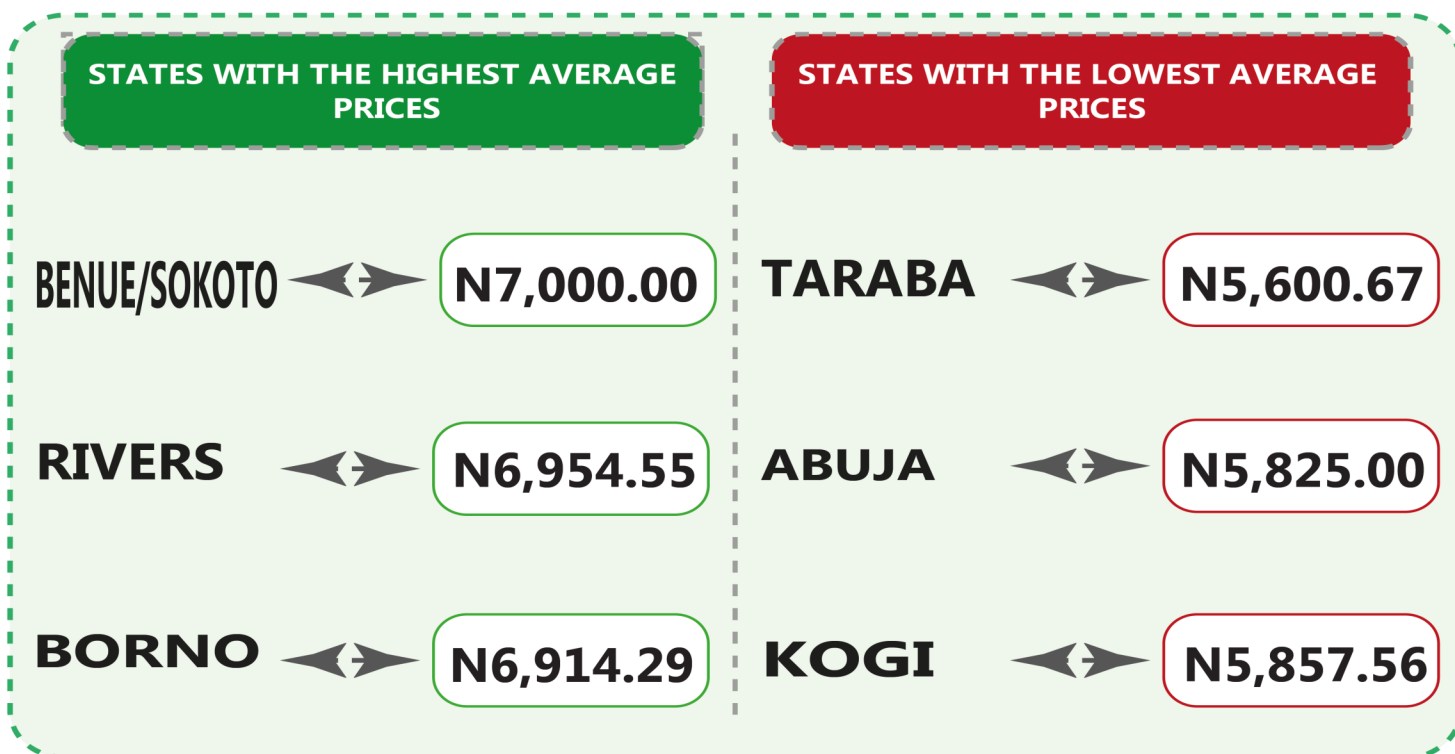

EXECUTIVE SUMMARY

The average retail price for refilling a 5kg Cylinder of Liquefied Petroleum Gas (Cooking Gas) increased by 7.62% on a month-on-month basis from N5,974.55 recorded in July 2024 to N6,430.02 in August 2024. On a year-on-year basis, this increased by 56.25% from N4,115.32 in August 2023. On state profile analysis, Benue and Sokoto recorded the highest average price for refilling a 5kg Cylinder of Liquefied Petroleum Gas (Cooking Gas) with N7,000.00, followed by Rivers with N6,954.55, and Borno with N6,914.29. On the other hand, Taraba recorded the lowest price with N5,600.67, followed by Abuja and Kogi with N5,825.00 and N5,857.56 respectively. In addition, analysis by zone showed that the South-East recorded the highest average retail price for refilling a 5kg Cylinder of Liquefied Petroleum Gas (Cooking Gas) with N6,585.18, followed by the South-South with N6,451.34 while the North-Central recorded the lowest with N6,344.29.

Also, the average retail price for refilling a 12.5kg Cylinder of Liquefied Petroleum Gas (Cooking Gas) increased by 9.05% on a month-on-month basis from N14,261.57 in July 2024 to N15,552.56 in August 2024. On a year-on-year basis, this rose by 69.15% from N9,194.41 in August 2023. On state profile analysis, Rivers recorded the highest average retail price for the refilling of a 12.5kg Cylinder of Liquefied Petroleum Gas (Cooking Gas) with N17,086.36 followed by Cross River with N17,050.00 and Abia with N17,012.52. Conversely, the lowest average price was recorded in Bauchi with N13,425.00, followed by Nassarawa and Adamawa with N13,640.94 and N13,725.00 respectively. Analysis by zone showed that the South-South recorded the highest average retail price for refilling a 12.5kg Cylinder of Liquefied Petroleum Gas (Cooking Gas) with N16,524.00, followed by the South-East with N16,495.78 while the North-Central recorded the lowest price with N14,767.41.

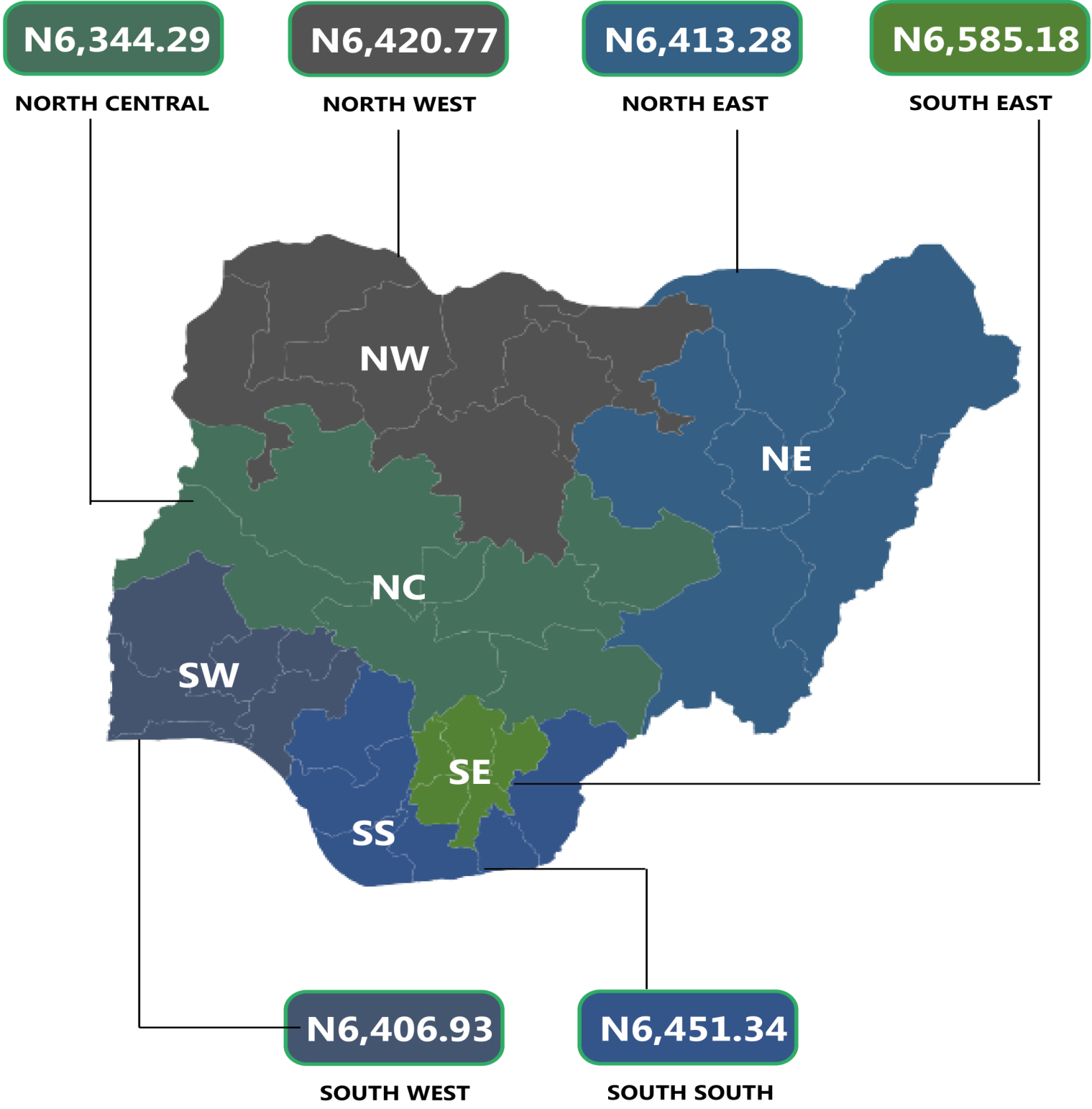
LIQUEFIED PETROLEUM GAS (COOKING GAS) PRICE WATCH -AUGUST 2024

Average Cooking Gas Prices Across States – 5KG Refilling

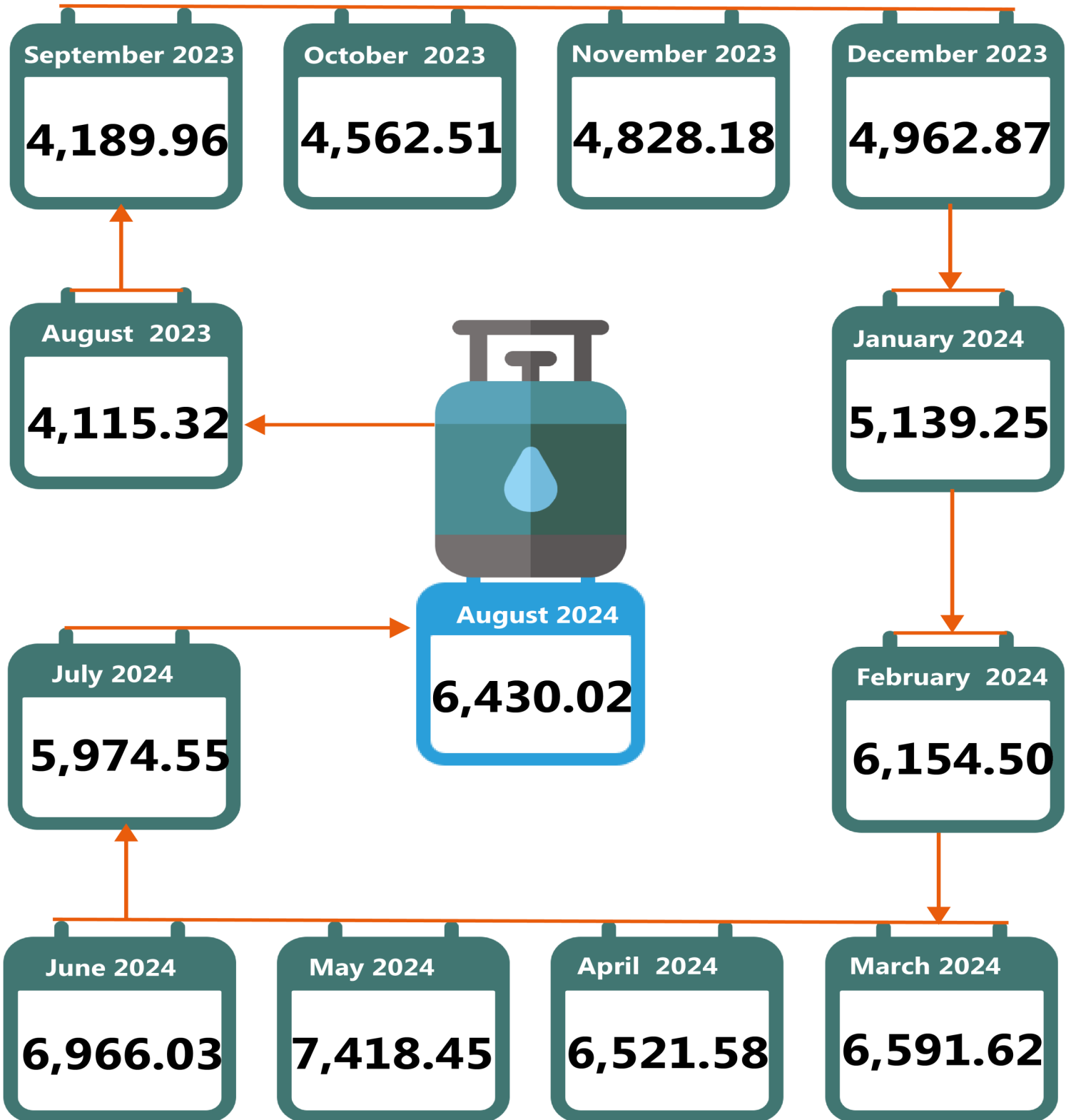


LIQUEFIED PETROLEUM GAS (COOKING GAS) PRICE WATCH - AUGUST 2024

Average Cooking Gas Prices Across Zones – 5KG Refilling

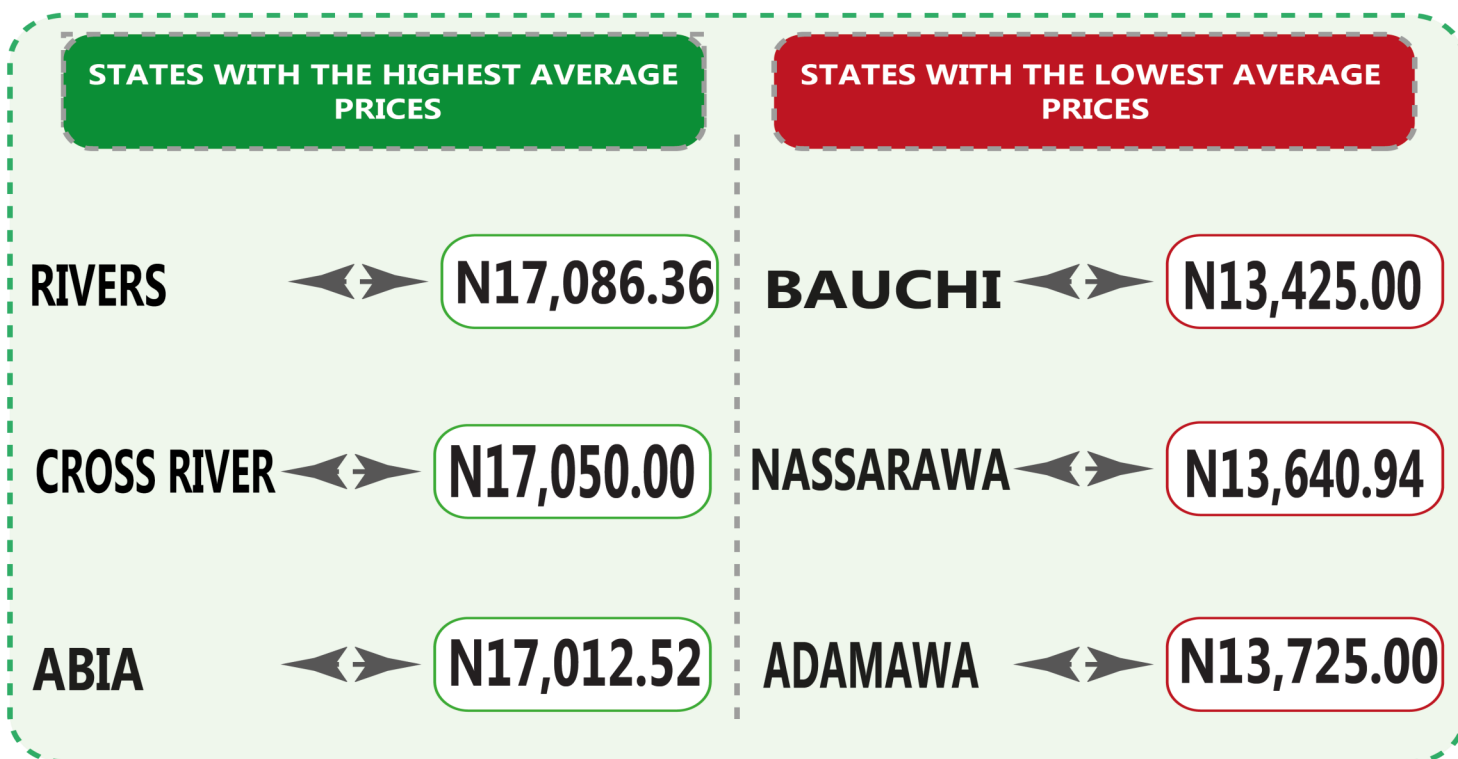
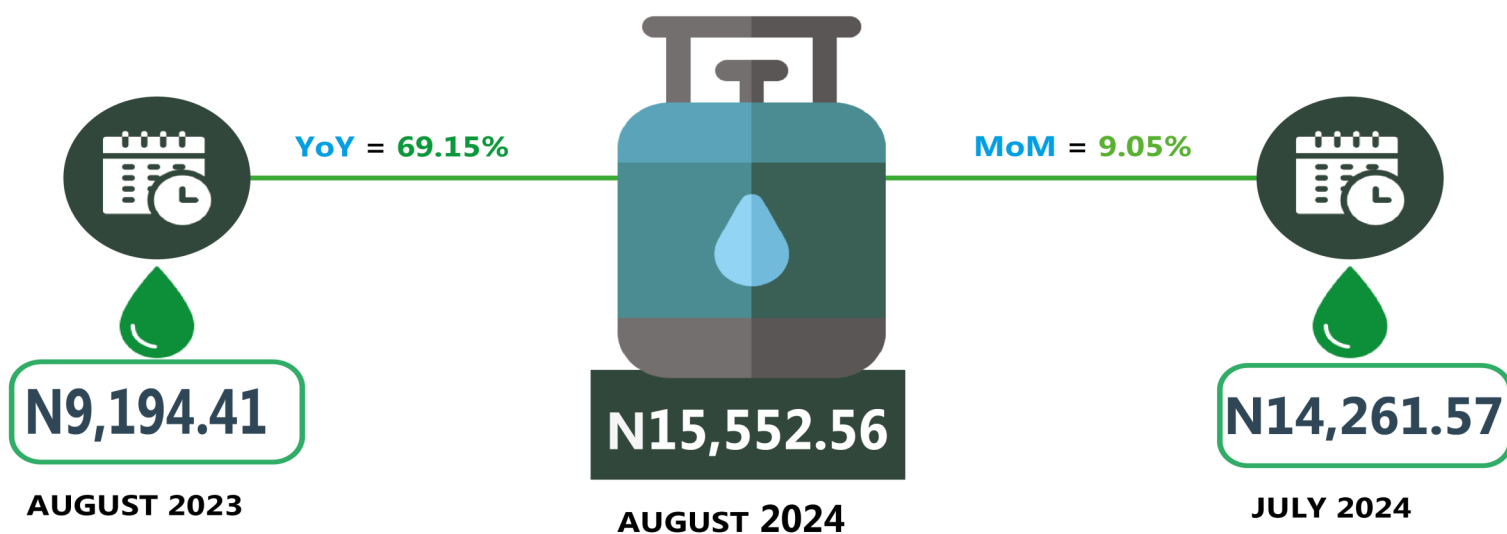


**LIQUEFIED PETROLEUM GAS (COOKING GAS)
PRICE WATCH - AUGUST 2024**
12 Month Average Prices– 5KG Refilling



LIQUEFIED PETROLEUM GAS (COOKING GAS) PRICE WATCH -AUGUST 2024

Average Cooking Gas Prices Across States – 12.5KG Refilling



LIQUEFIED PETROLEUM GAS (COOKING GAS)

PRICE WATCH -AUGUST 2024

Average Cooking Gas Prices Across Zones – 12.5KG Refilling



N14,767.41

NORTH CENTRAL

N15,330.71

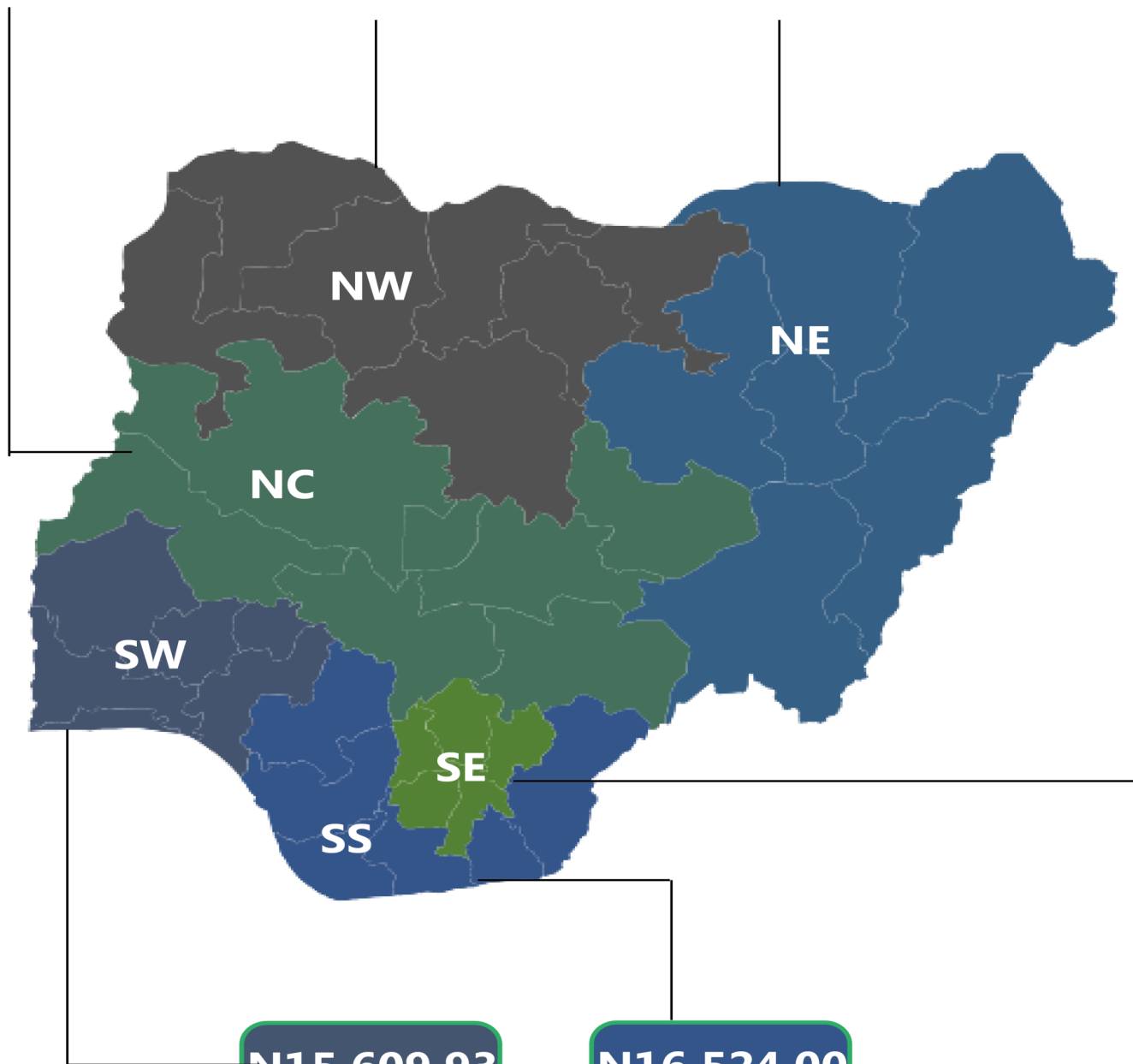
NORTH WEST

N14,912.58

NORTH EAST

N16,495.78

SOUTH EAST



N15,609.93

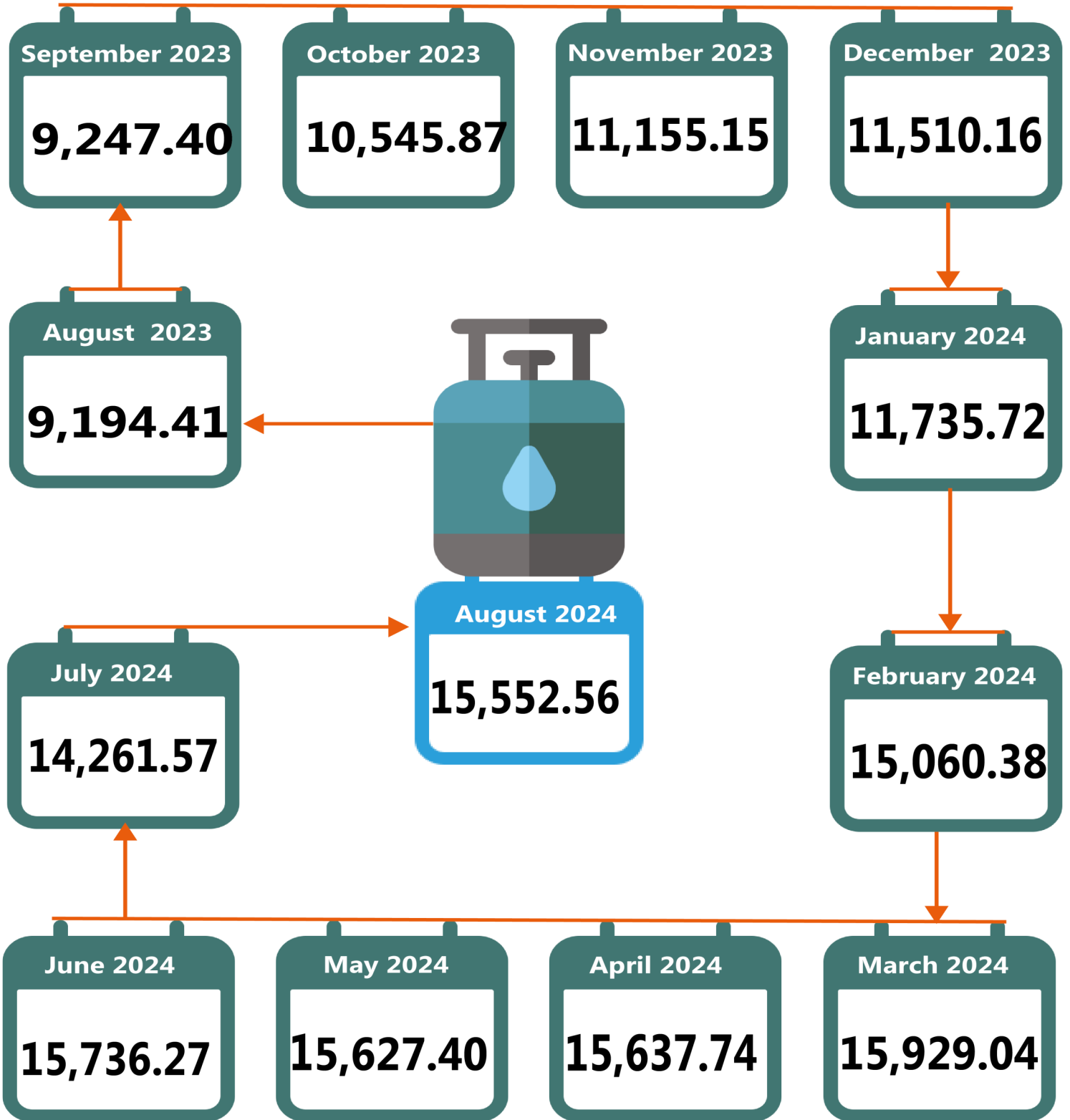
SOUTH WEST

N16,524.00

SOUTH SOUTH

LIQUEFIED PETROLEUM GAS (COOKING GAS) PRICE WATCH -AUGUST 2024

12 Month Average Prices– 12.5KG Refilling



APPENDIX

5KG					
	Average of Aug-23	Average of Jul-24	Average Aug-24	MoM	YoY
NORTH CENTRAL	4501.26	6042.33	6344.29	5.00	40.94
Abuja	4390.00	5617.70	5825.00	3.69	32.69
Benue	4766.67	6491.00	7000.00	7.84	46.85
Kogi	4620.00	5560.63	5857.56	5.34	26.79
Kwara	4816.67	5936.29	6464.01	8.89	34.20
Nasarawa	3533.33	6277.98	6088.94	-3.01	72.33
Niger	4671.43	6165.31	6434.14	4.36	37.73
Plateau	4710.71	6247.42	6740.38	7.89	43.09
NORTH EAST	4119.21	6446.53	6413.28	-0.52	55.69
Adamawa	4577.27	5870.00	6500.00	10.73	42.01
Bauchi	4000.00	6395.00	6500.00	1.64	62.50
Borno	4000.00	7088.59	6914.29	-2.46	72.86
Gombe	3633.59	6293.59	6376.00	1.31	75.47
Taraba	4210.96	6096.53	5600.67	-8.13	33.00
Yobe	4293.46	6935.50	6588.73	-5.00	53.46
NORTH WEST	4340.50	6014.54	6420.77	6.75	47.93
Jigawa	4177.78	6243.75	6450.00	3.30	54.39
Kaduna	4583.64	5602.00	6251.67	11.60	36.39
Kano	4400.00	5787.50	6350.00	9.72	44.32
Katsina	4250.00	6194.44	6250.00	0.90	47.06
Kebbi	3865.00	6092.86	6143.75	0.84	58.96
Sokoto	4350.83	6750.00	7000.00	3.70	60.89
Zamfara	4756.25	5431.25	6500.00	19.68	36.66
SOUTH EAST	3803.66	5773.82	6585.18	14.05	73.13
Abia	3788.24	5824.56	6750.00	15.89	78.18
Anambra	3746.67	5857.08	6516.67	11.26	73.93
Ebonyi	3971.43	5814.02	6450.50	10.95	62.42
Enugu	3626.67	5729.13	6485.42	13.20	78.83
Imo	3885.29	5644.29	6723.33	19.12	73.05
SOUTH SOUTH	4036.40	5654.04	6451.34	14.10	59.83
Akwa Ibom	4230.00	5950.00	6000.00	0.84	41.84
Bayelsa	4635.71	5572.22	6550.00	17.55	41.29
Cross River	4377.78	5707.78	6837.50	19.79	56.19
Delta	3552.22	5392.86	6093.75	13.00	71.55
Edo	3566.67	5572.22	6272.22	12.56	75.86
Rivers	3856.00	5729.17	6954.55	21.39	80.36
SOUTH WEST	3737.12	5864.64	6406.93	9.25	71.44
Ekiti	3330.00	5828.13	6525.00	11.96	95.95
Lagos	4377.78	6060.59	6677.78	10.18	52.54
Ogun	3754.55	6021.54	6410.71	6.46	70.75
Ondo	3299.29	5800.00	6196.43	6.83	87.81
Osun	3644.44	5682.14	6475.00	13.95	77.67
Oyo	4016.67	5795.45	6156.67	6.23	53.28
Average	4115.32	5974.55	6430.02	7.62	56.25

12.5KG					
	Average of Aug-23	Average of Jul-24	Average Aug-24	MoM	YoY
NORTH CENTRAL	9280.18	13611.68	14767.41	8.49	59.13
Abuja	9106.53	13580.00	14562.50	7.23	59.91
Benue	9025.34	13847.50	15875.75	14.65	75.90
Kogi	8839.44	13622.38	14364.85	5.45	62.51
Kwara	9591.67	13314.47	15231.63	14.40	58.80
Nasarawa	9883.37	13413.81	13640.94	1.69	38.02
Niger	9535.71	13828.63	14302.14	3.42	49.99
Plateau	8979.17	13675.00	15394.04	12.57	71.44
NORTH EAST	8631.95	15075.16	14912.58	-1.08	72.76
Adamawa	7597.92	13632.56	13725.00	0.68	80.64
Bauchi	9566.46	14375.00	13425.00	-6.61	40.33
Borno	8103.69	15122.86	15200.00	0.51	87.57
Gombe	8173.44	15872.22	16184.38	1.97	98.01
Taraba	9000.00	15625.00	15625.00	0.00	73.61
Yobe	9350.22	15823.32	15316.08	-3.21	63.80
NORTH WEST	9078.82	14454.86	15330.71	6.06	68.86
Jigawa	9367.50	15400.00	15691.67	1.89	67.51
Kaduna	9335.95	14311.11	14337.25	0.18	53.57
Kano	8988.38	14418.18	15878.13	10.13	76.65
Katsina	9332.50	14505.56	14328.57	-1.22	53.53
Kebbi	8997.43	14111.67	15585.63	10.44	73.22
Sokoto	9308.33	14375.00	16875.00	17.39	81.29
Zamfara	8221.63	14062.50	14618.75	3.96	77.81
SOUTH EAST	9281.18	13838.00	16495.78	19.21	77.73
Abia	9028.54	13981.25	17012.52	21.68	88.43
Anambra	9830.36	14011.36	16294.64	16.30	65.76
Ebonyi	9196.43	14177.92	16001.53	12.86	74.00
Enugu	9260.00	13411.39	16303.00	21.56	76.06
Imo	9090.58	13608.09	16867.19	23.95	85.55
SOUTH SOUTH	9569.58	14294.62	16524.00	15.60	72.67
Akwa Ibom	9088.25	14875.00	16725.00	12.44	84.03
Bayelsa	9853.13	14337.50	16762.50	16.91	70.12
Cross River	10172.83	14555.63	17050.00	17.14	67.60
Delta	9501.67	13795.00	15156.25	9.87	59.51
Edo	9303.89	13971.67	16363.89	17.12	75.88
Rivers	9497.73	14232.92	17086.36	20.05	79.90
SOUTH WEST	9344.17	14300.58	15609.93	9.16	67.06
Ekiti	9241.56	14379.69	15957.35	10.97	72.67
Lagos	9586.11	14408.33	15418.06	7.01	60.84
Ogun	9963.64	14850.00	16091.07	8.36	61.50
Ondo	9092.86	14132.14	14836.54	4.98	63.17
Osun	9262.50	13729.17	16388.89	19.37	76.94
Oyo	8918.33	14304.17	14967.65	4.64	67.83
Average	9194.41	14261.57	15552.56	9.05	69.15

CONTACT



National Bureau of Statistics

Head Office

No 1, Wole Olanipekun Street,
Formerly, Plot 762 Independence
Avenue
Off Constitution Avenue,
CBD, Abuja, F. C. T.

Mr. Ichedi S.J

Information Desk

Head, Communication & Public
Relations Department (C&PRD)
Phone: +2348037051701
sjchedi@nigerianstat.gov.ng

Moses Mathew

Statistical Information Officer

Phone: +2347069071157
matmoses@nigerianstat.gov.ng

Dr A.A. Ayo

Head Prices Division

Phone: +2348036082904
anthonyayo@nigerianstat.gov.ng



@nbs_nigeria



NBSNigeria



Nbs_nigeria

