

Nigeria

National Bureau of Statistics, Federal Government of Nigeria (FGN)

Nigeria Labour Force Survey Q2 2023

Study Documentation

January 24, 2024

Metadata Production

Metadata Producer(s)	National Bureau of Statistics (NBS) , Federal Government of Nigeria (FGN) , Meta Producer
Production Date	January 24, 2024
Version	Version 1.0 (January 2024).
Identification	DDI-NGA-NBS-NLFS-Q22023-v1.0

Table of Contents

Overview	4
Scope & Coverage	5
Producers & Sponsors	6
Sampling	6
Data Collection	6
Data Processing & Appraisal	7
Accessibility	7
Rights & Disclaimer	8
Files Description	9
NLFS 2023Q2 HOUSEHOLD IDENTIFICATION	9
NLFS 2023Q2 INDIVIDUAL	9
Variables List	10
NLFS 2023Q2 HOUSEHOLD IDENTIFICATION	10
NLFS 2023Q2 INDIVIDUAL	10
Variables Description	20
NLFS 2023Q2 HOUSEHOLD IDENTIFICATION	21
NLFS 2023Q2 INDIVIDUAL	44

Nigeria Labour Force Survey Q2 2023 (NLFS Q2 2023)

No Translation

Overview	
Type	Labor Force Survey [hh/lfs]
Identification	NGA-NBS-NLFS-Q22023-v1.0.
Version	<p>Production Date: 2023-08-28</p> <p>Version 1.0 (Anonymous dataset for public distribution)</p> <p><u>Notes</u></p> <p>This is the First Version of the Study</p>
Series	<p>This report contains findings from the Nigeria Labour Force Survey (NLFS) for the second quarter of 2023 (Q2 2023). This is the third quarter of results since the National Bureau of Statistics (NBS) revised and improved its methodology for collecting labour market statistics in Nigeria; the new methodology is now aligned with internationally agreed standards and guidelines. Labour market statistics are among the most important economic indicators and this makes the regular conduct of NLFS crucial. The NLFS is designed to gather key labour market statistics to support government policies and programmes for more effective planning. The survey provides up-to-date information on the dynamics of the labour market in the country.</p> <p>Moreover, reliable labour market data can provide valuable insights about the economy for businesses and investors and can help in the design of sound economic policies to address the challenge of creating productive jobs and eliminating poverty. This can ultimately enhance the overall stability of the economy. Labour is one of the most important factors of production and is a major determinant of the economic system globally. That is why it is imperative to know whether people are working or not, how long they work, and the nature of the jobs they are engaged in. The NLFS enables key labour market statistics and the employment situation to be monitored periodically in Nigeria. The indicators include the labour force participation rate, employment-to-population ratio, and unemployment rate, as well as time-related underemployment, self-employment, labour underutilisation, and several other key job characteristics. The NLFS aims to provide insight into the Nigerian economy, Indicators for policy formulation and a base for international comparison.</p> <p>The results presented here are based on the resolutions concerning statistics of work, employment, and underutilisation from the 19th International Conference of Labour Statisticians (ICLS 2013). The labour force participation rate among the working-age population remained high at 80.4% in Q2 2023. The employment-to-population ratio was 77.1% in Q2 2023. The combined rate of unemployment and time-related underemployment as a share of the labour force population (LU2) was 15.5% in Q2 2023. Most workers (around 88.0%) were in self-employment in Q2 2023. The proportion of workers in Wage Employment in Q2 2023 was 12%. The unemployment rate in Q2 2023 was 4.2%, this is an increase of 0.1% from the figure recorded in Q1 2023 (4.1%). The rate of unemployment among persons with post-secondary education was 8% in Q2 2023. The Unemployment rate among youth aged (15-24 years) in Q2 2023 was 7.2% having been at 6.9% in Q1 2023. The Unemployment rate in urban areas was 5.9% in Q2 2023, an increase from 5.4% in Q1 2023. Time-related underemployment in Q2 2023 was 11.8%. 4.8% of the working-age population were in subsistence agriculture. Informal employment rate in Q2 2023 was 92.7%. Percentage of youth Not in Employment, Education nor Training (NEET Rate) was 13.8%.</p>
<p>Abstract</p> <p>This report contains findings from the Nigeria Labour Force Survey (NLFS) for the second quarter of 2023 (Q2 2023). This is the third quarter of results since the National Bureau of Statistics (NBS) revised and improved its methodology for collecting labour market statistics in Nigeria; the new methodology is now aligned with internationally agreed standards and guidelines. Labour market statistics are among the most important economic indicators and this makes the regular conduct of NLFS</p>	

crucial. The NLFS is designed to gather key labour market statistics to support government policies and programmes for more effective planning. The survey provides up-to-date information on the dynamics of the labour market in the country.

Moreover, reliable labour market data can provide valuable insights about the economy for businesses and investors and can help in the design of sound economic policies to address the challenge of creating productive jobs and eliminating poverty. This can ultimately enhance the overall stability of the economy. Labour is one of the most important factors of production and is a major determinant of the economic system globally. That is why it is imperative to know whether people are working or not, how long they work, and the nature of the jobs they are engaged in. The NLFS enables key labour market statistics and the employment situation to be monitored periodically in Nigeria. The indicators include the labour force participation rate, employment-to-population ratio, and unemployment rate, as well as time-related underemployment, self-employment, labour underutilisation, and several other key job characteristics. The NLFS aims to provide insight into the Nigerian economy, Indicators for policy formulation and a base for international comparison.

The results presented here are based on the resolutions concerning statistics of work, employment, and underutilisation from the 19th International Conference of Labour Statisticians (ICLS 2013). The labour force participation rate among the working-age population remained high at 80.4% in Q2 2023. The employment-to-population ratio was 77.1% in Q2 2023. The combined rate of unemployment and time-related underemployment as a share of the labour force population (LU2) was 15.5% in Q2 2023. Most workers (around 88.0%) were in self-employment in Q2 2023. The proportion of workers in Wage Employment in Q2 2023 was 12%. The unemployment rate in Q2 2023 was 4.2%, this is an increase of 0.1% from the figure recorded in Q1 2023 (4.1%). The rate of unemployment among persons with post-secondary education was 8% in Q2 2023. The Unemployment rate among youth aged (15-24 years) in Q2 2023 was 7.2% having been at 6.9% in Q1 2023. The Unemployment rate in urban areas was 5.9% in Q2 2023, an increase from 5.4% in Q1 2023. Time-related underemployment in Q2 2023 was 11.8%. 4.8% of the working-age population were in subsistence agriculture. Informal employment rate in Q2 2023 was 92.7%. Percentage of youth Not in Employment, Education nor Training (NEET Rate) was 13.8%.

Kind of Data	Sample survey data [ssd]
Unit of Analysis	Individual

Scope & Coverage

Scope

The Scope of the Nigeria Labour Force Survey includes:

SECTION A: IDENTIFICATION

SECTION B: DEMOGRAPHIC CHARACTERISTICS

SECTION C: EDUCATION (FOR THREE YEARS OR OLDER)

SECTION D1: EMPLOYED AT WORK (ATW)

SECTION D2: TEMPORARY ABSENCE (ABS)

SECTION D3: AGRICULTURAL WORK AND MARKET ORIENTATION (AGF)

SECTION E: CHARACTERISTICS OF MAIN AND SECONDARY JOB, WORKING TIME AND INCOME

SECTION F: UNEMPLOYMENT AND OUT OF LABOUR FORCE

<u>Time Period(s)</u>	2023
<u>Countries</u>	Nigeria

Geographic Coverage

National

Zone

State

Sector

Universe

Household Members

Producers & Sponsors	
Primary Investigator(s)	National Bureau of Statistics, Federal Government of Nigeria (FGN)
Other Producer(s)	World Bank (WB) , Technical Support International Labour Organisation (ILO) , Technical Support
Funding Agency/ies	Federal Government of Nigeria (FGN) , Funding

Sampling
<p><u>Sampling Procedure</u> The Nigeria Labour Force Survey adopts a continuous data collection approach where NBS' field teams are continuously collecting data, allowing for quarterly national-level estimates.</p> <p>The target sample for the entire year is 35,520 households divided across 12 months, meaning the target sample for each quarter is 8,880 households. After small levels of non-response and replacement, the final sample for Q2 2023 is 8,836 households across the 36 states including the FCT.</p>
<p><u>Deviations from Sample Design</u> No Deviations</p>
<p><u>Response Rate</u> The household response rate is 100%.</p>
<p><u>Weighting</u> The weighting was computed, normalised and attached to the dataset.</p>

Data Collection	
Data Collection Dates	12 Weeks: start 2023-05-31 12 Weeks: end 2023-08-28
Data Collection Mode	Face-to-face [f2f]
<p><u>Data Collection Notes</u> Two (2) teams were constituted in each state and FCT. Each team consists of two (2) persons making four (4) Enumerators per state .Also,One (1) Supervisor were engaged in each state. Each team covered 4 EAs every month translating to 12 EAs in each quarter.In each EA,Ten (10) HHs were interviewed and Fieldwork lasted for 22 days per month.</p> <p>The team composition makes the data collection easier to manage, combined with constant fieldwork monitoring and coordination by NBS headquarters staff. It also help to identify and fix any data issues in real time and improve fieldwork and data quality as the survey progresses.</p> <p>Each team spends one week in each EA and interviews take place between Wednesdays to Sundays. This reduces the use of proxy response, as it gives enumerators time to interview the eligible respondents in person. Those respondents not available for interview weekdays may likely be available on weekends. Reducing the number of proxy response improves data quality.</p>	
<p><u>Questionnaires</u> A structured questionnaire was used for NLFS. A household questionnaire was administered in each household, which collected various information on Identification, Demographic Characteristics, Education, Employed at work,Temporarily absence, Agricultural work and Market Orientation, Characteristics of main and secondary job, Unemployment and out of labour.Some of the questions were administered at household level while others were at individual level.</p>	
Data Collector(s)	National Bureau of Statistics (NBS) , Federal Government of Nigeria (FGN)
<u>Supervision</u>	

The interview was conducted by teams of interviewers and each interviewing team comprised of a Supervisor.

The roles of the Supervisor includes:

- Contacted local authority officials in the areas assigned to a team to gain their cooperation.
- Located the clusters or EAs for the team and assigning work to enumerators.
- Checked the quality of the work of each enumerator through skim and spot checks.
- Maintained the morale of the enumerators so that they can work in a cheerful atmosphere.
- Observed some of the enumerators' interviews to ensure questions are properly and politely asked and interpreted correctly.
- Helped enumerators resolve problems encountered in the field, including in terms of locating households and with difficult respondents.
- Met with each enumerator on a daily basis to discuss performance and future assignments.
- Verified the completeness of all questions before leaving the locality.
- Wrote a comprehensive report of the data collected in their team.

Data Processing & Appraisal

Data Editing

Real - Time data editing took place at different stages throughout the processing which includes:

- 1) Data editing and cleaning
- 2) Structure checking and completeness
- 3) Secondary editing
- 4) Structural checking of data files

Other Processing

The questionnaire was digitized into CAPI using Survey Solutions. Real time online Checks were done by dedicated team of Data Editors who checked for any errors in the data downloaded from the server and communicated any corrections or clarifications to the enumerators.

Data was cleaned prior to its analysis and exported from Survey Solutions to SPSS format.

Estimates of Sampling Error

The margin of error of each quarter is 1% for national estimates.

Other Forms of Data Appraisal

A series of data quality tables and graphs are available in the reports.

Accessibility

Access Authority	National Bureau of Statistics (Federal Government of Nigeria (FGN)) , https://www.nigerianstat.gov.ng , Feedback@nigerianstat.gov.ng
Contact(s)	Prince Semiu Adeyemi Adeniran (Statistician-General of the Federation/CEO NBS) (National Bureau of Statistics) , https://www.nigerianstat.gov.ng , saadeniran@nigerianstat.gov.ng Mr Biyi Fafumi (Director Agriculture and Business Enterprise Statistics)) (National Bureau of Statistics) , https://www.nigerianstat.gov.ng , biyifafumi@nigerianstat.gov.ng Akinloye Adeyeye Elutade (National Bureau of Statistics) , https://www.nigerianstat.gov.ng , aaelutade@nigerianstat.gov.ng Abiola Arosanyin (National Bureau of Statistics) , https://www.nigerianstat.gov.ng , avarosanyin@nigerianstat.gov.ng Saheed Bakare (National Bureau of Statistics) , https://www.nigerianstat.gov.ng , ssbakare@nigerianstat.gov.ng

Confidentiality

The confidentiality of the individual respondent is protected by law (Statistical Act 2007). This is published in the Official Gazette of the Federal republic of Nigeria No. 60 vol. 94 of 11th June 2007. See section 26 para.2. Punitive measures for breeches of confidentiality are outlined in section 28 of the same Act.

Access Conditions

A comprehensive data access policy is been developed by NBS, however section 27 of the Statistical Act 2007 outlines the data access obligation of data producers which includes the realease of properly anonymized micro data.

Citation Requirements

National Bureau of Statistics, Nigeria Labour Force Survey v1.0 of the public use (January, 2024) provided by National Data Archive, <https://www.nigerianstat.gov.ng>

Rights & Disclaimer

Disclaimer

The user of the data acknowledges that the original collector of the data, the authorized distributor of the data, and the relevant funding agency bear no responsibility for use of the data or for interpretations or inferences based upon such uses.

Copyright

(c) NBS, 2023

Files Description

Dataset contains 2 file(s)

NLFS_2023Q2_HOUSEHOLD IDENTIFICATION	
# Cases	8836
# Variable(s)	12
<u>File Content</u> This file contains household identification data as well as administrative data as regards administering and managing the questionnaire.	
<u>Producer</u> National Bureau of Statistics (NBS)	
<u>Version</u> Version 1.0	
<u>Processing Checks</u> Checking of all invalids codes were corrected	
<u>Missing Data</u> All missing data were * asterisk.	
<u>Notes</u> Generally, the variables are named to correspond with each of the questions.	

NLFS_2023Q2_INDIVIDUAL	
# Cases	46839
# Variable(s)	176
<u>File Content</u> The file contains data related to the Identification of the questionnaire as well as the household. It also includes individual member data on their Demographic characteristics, Education (3 years or older), Employment at work, Temporary absence, Agricultural work and Market Orientation, Characteristics of Main and Secondary job, working time and income, Unemployment and Out of labour. The weighting coefficient is in the data.	
<u>Producer</u> National Bureau of Statistics (NBS)	
<u>Version</u> Version 1.0	
<u>Processing Checks</u> Checking of all invalids codes were corrected	
<u>Missing Data</u> All missing data were * asterisk.	
<u>Notes</u> Generally, the variables are named to correspond with each of the questions.	

Variables List

Dataset contains 188 variable(s)

File NLFS_2023Q2_HOUSEHOLD IDENTIFICATION							
#	Name	Label	Type	Format	Valid	Invalid	Question
1	interview ..	interview key (identifier in xx-xx-xx-xx format)	discrete	character-11	8836	0	-
2	id1_zone	zone	discrete	numeric-1.0	8836	0	ZONE
3	id2_state	state	discrete	numeric-2.0	8836	0	STATE
4	id3_lga	lga	discrete	numeric-5.0	8836	0	LGA
5	id4b_ea	ea code	discrete	character-41	8836	0	EA CODE
6	id5_sector	sector	discrete	numeric-1.0	8836	0	SECTOR
7	id6_clus ..	cluster number	discrete	character-47	8836	0	Cluster Number
8	id7a_str ..	id7a. structure id	continuous	numeric-3.0	8836	0	-
9	id7_hhnu ..	household number	discrete	numeric-2.0	8836	0	HH Serial Number
10	weightnl ..	weight of each nlfs hh (raw, quarter 3)	continuous	numeric-9.5	8836	0	-
11	interview ..	interview start date	discrete	character-10	8836	-	Time interview started (GMT)
12	hhsize	household size	continuous	numeric-5.2	8836	0	-

File NLFS_2023Q2_INDIVIDUAL							
#	Name	Label	Type	Format	Valid	Invalid	Question
1	interview ..	interview key (identifier in xx-xx-xx-xx format)	discrete	character-11	46839	0	-
2	id1_zone	zone	discrete	numeric-1.0	46839	0	ZONE
3	id2_state	state	discrete	numeric-2.0	46839	0	STATE
4	id3_lga	lga	discrete	numeric-5.0	46839	0	LGA
5	id4b_ea	ea code	discrete	character-41	46839	0	EA CODE
6	id5_sector	sector	discrete	numeric-1.0	46839	0	SECTOR
7	id6_clus ..	cluster number	discrete	character-47	46839	0	Cluster Number
8	id7a_str ..	id7a. structure id	continuous	numeric-3.0	46839	0	-
9	id7_hhnu ..	household number	discrete	numeric-2.0	46839	0	HH Serial Number
10	hhroster ..	id in hhroster	continuous	numeric-2.0	46834	5	HH Serial Number
11	weightnl ..	weight of each nlfs hh (raw, quarter 3)	continuous	numeric-9.5	46839	0	-
12	dc3	sex	discrete	numeric-1.0	46834	5	SEX
13	dc4	what is (nameâ€™s) relationship to the head of the household?	discrete	numeric-2.0	46834	5	What is relationship to the head of the household?
14	dc5	what is [name]â€™s age in completed years?	continuous	numeric-3.0	46834	5	AGE (in completed) years?
15	dc5b	(for under 5s) months since last birthday	discrete	numeric-2.0	6246	40593	If under 5 years) Months since last birthday?

File NLFS_2023Q2_INDIVIDUAL

#	Name	Label	Type	Format	Valid	Invalid	Question
16	dc6	what is (nameâ€™s) present marital status?	discrete	numeric-1.0	29961	16878	What is (NAME) present marital status?
17	ed2	is this person answering for himself/ herself?	discrete	numeric-1.0	43516	3323	Is this person answering for himself/ herself?
18	ed3	who is responding for	discrete	numeric-2.0	19592	27247	Have you (NAME) ever attendend school?
19	ed4	have you [name] ever attended school?	discrete	numeric-1.0	43516	3323	Have you (NAME) ever attendend school?
20	ed5	what was the main reason you never attended school?	discrete	numeric-2.0	5308	41531	What was the main reason you (NAME) never attended school?
21	ed6	ed6. what is the highest educational level you completed?	discrete	numeric-3.0	38208	8631	What is the highest educational level you (NAME) completed?
22	ed7	what is your highest qualification attained?	discrete	numeric-2.0	38208	8631	What is your (NAME'S) highest qualification obtained?
23	ed7ots	other specify	discrete	character-47	835	0	Other Specify
24	ed9	did you attend school any time during (school year)?	discrete	numeric-1.0	38208	8631	What is your (NAME'S) highest qualification obtained?
25	ed10	in what level were you enrolled during the school year	discrete	numeric-3.0	19123	27716	In what level were you (NAME) enrolled during the (SCHOOL YEAR)?
26	ed11	are you currently attending school (either in person or virtual)	discrete	numeric-1.0	38208	8631	Are you (NAME) currently attending school (either in person or virtual)?
27	atw1	in the last seven days, did you (name) work for someone else for pay, for one or	discrete	numeric-1.0	26096	20743	In the last seven days, did you (NAME) work for someone else for pay, for one or more hours?
28	atw2	atw2. in the last seven days, did you (%rosteritle%) run or do any kind of busi	discrete	numeric-1.0	22108	24731	In the last seven days, did you (NAME) run or do any kind of business, farming or other activity to generate income?
29	atw3	atw3. in the last seven days, did you (%rosteritle%) help in a household busine	discrete	numeric-1.0	7772	39067	In the last seven days, did you (NAME) help in a household business or farm?
30	abs1a	in the last seve (monday to sunday), even though you did not do any work for pay	discrete	numeric-1.0	5613	41226	Do you (NAME) have a paid job or income generating activity, but did not work in the last seven days?
31	abs1b	abs1b. o you (name) have an unpaid job in any kind of business run by your	discrete	numeric-1.0	5375	41464	Do you (NAME) have an unpaid job in any kind of business run by your household that you will return to?
32	abs2	abs2. why did (you/name) not work last seven days?	discrete	numeric-2.0	326	46513	Why did you (NAME) not work in the last seven days?
33	abs3	abs3. including the time that you have been absent, will you return to that same	discrete	numeric-2.0	181	46658	Including the time that you have been absent, will you return to that same job or business?
34	abs4	abs4. do you continue to receive pay from your job/ business during your absence	discrete	numeric-2.0	102	46737	Do you (NAME) continue to receive an income from your job or business during your absence?
35	agfla_1	agfla. in the last seven days, did you do any work inâ €:crop farming	discrete	numeric-1.0	5412	41427	Crop farming?

File NLFS_2023Q2_INDIVIDUAL

#	Name	Label	Type	Format	Valid	Invalid	Question
36	agf1a_2	agf1a. in the last seven days, did you do any work inâ €!:rearing farm animals	discrete	numeric-1.0	5412	41427	Rearing farm animals?
37	agf1a_3	agf1a. in the last seven days, did you do any work inâ €!:fishing or fish farming	discrete	numeric-1.0	5412	41427	Fishing or fish farming?
38	agf1a_4	agf1a. in the last seven days, did you do any work inâ €!:none of the above	discrete	numeric-1.0	5412	41427	NONE OF THE ABOVE?
39	agf1b_1	agf1b. was this work that you mentioned in ?:crop farming	discrete	numeric-1.0	16696	30143	Crop farming?
40	agf1b_2	agf1b. was this work that you mentioned in ?:rearing farm animals	discrete	numeric-1.0	16696	30143	Rearing farm animals?
41	agf1b_3	agf1b. was this work that you mentioned in ?:fishing or fish farming	discrete	numeric-1.0	16696	30143	Fishing or fish farming?
42	agf1b_4	agf1b. was this work that you mentioned in ?:another type of job or business	discrete	numeric-1.0	16696	30143	Another type of job or business?
43	agf2a	agf2a. thinking about the work in (farming, rearing animals [and/or fishing])	discrete	numeric-1.0	6714	40125	Thinking about the work in farming, rearing animals, and/or fishing you (NAME) do, are the products intended only for sale, both for sale and for household use, or only for household use?
44	agf2b	agf2b. thinking about those products, what share is intended to be sold?	discrete	numeric-1.0	5639	41200	Thinking about those products, what share is intended to be sold?
45	agf2c	agf2c. in general, in the past, have these products mainly been sold or kept	discrete	numeric-1.0	1966	44873	In general, in the past, have these products mainly been sold or kept for household use?
46	agf2d	agf2d. were you (name) hired by someone else to do this work?	discrete	numeric-1.0	1332	45507	Were you (NAME) hired by someone else to do this work?
47	agf3a	agf3. what is the main product from (farming, rearing animals, [and/or fishing])	discrete	character-157	1214	-	what are the main products from farming, rearing animals, and/or fishing that you (NAME) were working on?
48	agf3bclean	agf3b. what are the main products from (farming, rearing animals, [and/or fish	discrete	numeric-3.0	1213	45626	What are the main products from (farming, rearing animals, [and/or fish, cattle, chicken, rice.
49	agf4	agf4. in the last seven days, on how many days did (you/ name) do this work?	discrete	numeric-2.0	1214	45625	In the Last Seven days, on how many days did you (NAME) do this work?
50	agf5	agf_5 how many hours per day did (you/name) spend doing this last week	continuous	numeric-2.0	1172	45667	How many hours per day did you (NAME) spend doing this work in the last seven days?
51	agf6	agf6. how many hours per week do (you/name) usually spend working in (farming	continuous	numeric-2.0	1214	45625	How many hours per week do you (NAME) usually spend working in (farming, rearing animals, and/or fishing)
52	mjj1	mjj1.in the last seven days/ typically, did you (name) have more than one job or	discrete	numeric-1.0	19629	27210	In the last seven days/Typically, did you (NAME) have more than one job or income generating activity?

File NLFS_2023Q2_INDIVIDUAL

#	Name	Label	Type	Format	Valid	Invalid	Question
53	mjj2ccle ..	primary job isco main group clean	discrete	numeric-1.0	19629	27210	ISCO (MAIN GROUP)
54	mjj2cclean	primary job isco clean	discrete	numeric-4.0	19629	27210	Primary job ISCO
55	mjj3ccle ..	primary job isic section clean	discrete	numeric-2.0	19629	27210	Primary job ISIC section
56	mjj3cclean	primary job isic clean	discrete	numeric-4.0	19629	27210	Primary job ISIC
57	mjj4	mjj4. in this main job, do you workâ€?	discrete	numeric-1.0	19629	27210	In this main job, do you (NAME) work?
58	mjj5	who usually makes the decisions about the running of the household business?	discrete	numeric-1.0	2361	44478	Who usually makes the decisions about the running of the household business?
59	mjj6	mjj6. does your (nameâ€™s) business hire any paid employees on a regular basis?	discrete	numeric-1.0	15860	30979	Does your (NAME'S) business hire any paid employees on a regular basis?
60	mjj7a	mjj7a. can (you/name) set the price of the products or services that offer	discrete	numeric-1.0	15860	30979	Can you (NAME) set the price of the products or services that you offer yourself?
61	mjj7b	mjj7b. why cannot you (name) set the price? is it because â€?	discrete	numeric-1.0	3747	43092	Why cannot you (NAME) set the price? Is it because?
62	mjj7boths	mjj7b.others	discrete	character-171	45	-	Others
63	mjj8a	mjj8a. in this job are you working inâ€?	discrete	numeric-2.0	2564	44275	In this job are you (NAME) working in?
64	mjj8aoths	mjj8a.others	discrete	character-103	19	-	Others
65	mjj8b_1	mjj8b. which of the following types of pay do you receive for this work?:a wage	discrete	numeric-1.0	3769	43070	A wage
66	mjj8b_2	mjj8b. which of the following types of pay do you receive for this work?:payment	discrete	numeric-1.0	3769	43070	Payment by piece of work completed
67	mjj8b_3	mjj8b. which of the following types of pay do you receive for this work?:commiss	discrete	numeric-1.0	3769	43070	Commissions
68	mjj8b_4	mjj8b. which of the following types of pay do you receive for this work?:tips	discrete	numeric-1.0	3769	43070	Tips
69	mjj8b_5	mjj8b. which of the following types of pay do you receive for this work?:fees fo	discrete	numeric-1.0	3769	43070	Fees for services provided
70	mjj8b_6	mjj8b. which of the following types of pay do you receive for this work?:payment	discrete	numeric-1.0	3769	43070	Payment with meals or accomodatioin
71	mjj8b_7	mjj8b. which of the following types of pay do you receive for this work?:payment	discrete	numeric-1.0	3769	43070	Payment in products

File NLFS_2023Q2_INDIVIDUAL

#	Name	Label	Type	Format	Valid	Invalid	Question
72	mjj8b_8	mjj8b. which of the following types of pay do you receive for this work?:other c	discrete	numeric-1.0	3769	43070	OTHERS CASH PAYMENT (Specify)
73	mjj8b_9	mjj8b. which of the following types of pay do you receive for this work?:not pai	discrete	numeric-1.0	3769	43070	NOT PAID
74	mjj8boths	mjj8b.others	discrete	character-67	18	0	Others
75	mjj8c	mjj8c. do you have a written contract or oral agreement for the work you do?	discrete	numeric-2.0	2466	44373	Do you (NAME) have a written contract or oral agreement for the work you do?
76	mjj8d	mjj8d. does your contract or agreement specify the number of hours you are sup	discrete	numeric-1.0	1927	44912	Does your (NAME'S) contract or agreement specify the number of hours you are supposed to work?
77	mjj8e	mjj8e. are you at least guaranteed that you will get some work or hours in your	discrete	numeric-1.0	357	46482	Are you (NAME) at least guaranteed that you will get some work or hours in your job?
78	mjj8f	mjj8f. what are your agreed or contractual working hours per week in this job?	discrete	numeric-3.0	1570	45269	What are your (NAME's) agreed or contractual working hours per week in this job?
79	mjj8g	mjj8g. is (your/nameâ€™s) contract or agreementâ€™i.?	discrete	numeric-1.0	1927	44912	Is your(NAME's) contract or agreement?
80	mjj8h	mjj8h. how long in total is your current agreement?	discrete	numeric-1.0	223	46616	How long in total is your(NAME's) current agreement?
81	mjj8i_1	jj8i. which of the following applies to your current agreement?:it covers a peri	discrete	numeric-1.0	219	46620	It covers a period of training (apprentice, trainee, research assistant, etc)
82	mjj8i_2	jj8i. which of the following applies to your current agreement?:it is part of an	discrete	numeric-1.0	219	46620	It is part of an employment creation program
83	mjj8i_3	jj8i. which of the following applies to your current agreement?:it is for substi	discrete	numeric-1.0	219	46620	It is for substitute work
84	mjj8i_4	jj8i. which of the following applies to your current agreement?:it covers a prob	discrete	numeric-1.0	219	46620	It covers a probation period
85	mjj8i_5	jj8i. which of the following applies to your current agreement?:none of the abov	discrete	numeric-1.0	219	46620	NONE OF THE ABOVE
86	mjj8j_1	mjj8j. which of the previous 12 months did (name) work in this job?:october 2021	discrete	numeric-1.0	762	46077	CURRENT MONTH
87	mjj8j_2	mjj8j. which of the previous 12 months did (name) work in this job?:november 202	discrete	numeric-1.0	762	46077	CURRENT MONTH
88	mjj8j_3	mjj8j. which of the previous 12 months did (name) work in this job?:december 202	discrete	numeric-1.0	762	46077	CURRENT MONTH
89	mjj8j_4	mjj8j. which of the previous 12 months did (name) work in this job?:january 2022	discrete	numeric-1.0	762	46077	CURRENT MONTH

File NLFS_2023Q2_INDIVIDUAL

#	Name	Label	Type	Format	Valid	Invalid	Question
90	mjj8j_5	mjj8j. which of the previous 12 months did (name) work in this job?:february 2022	discrete	numeric-1.0	762	46077	CURRENT MONTH
91	mjj8j_6	mjj8j. which of the previous 12 months did (name) work in this job?:march 2022	discrete	numeric-1.0	762	46077	CURRENT MONTH
92	mjj8j_7	mjj8j. which of the previous 12 months did (name) work in this job?:april 2022	discrete	numeric-1.0	762	46077	CURRENT MONTH
93	mjj8j_8	mjj8j. which of the previous 12 months did (name) work in this job?:may 2022	discrete	numeric-1.0	762	46077	CURRENT MONTH
94	mjj8j_9	mjj8j. which of the previous 12 months did (name) work in this job?:june 2022	discrete	numeric-1.0	762	46077	CURRENT MONTH
95	mjj8j_10	mjj8j. which of the previous 12 months did (name) work in this job?:july 2022	discrete	numeric-1.0	762	46077	CURRENT MONTH
96	mjj8j_11	mjj8j. which of the previous 12 months did (name) work in this job?:august 2022	discrete	numeric-1.0	762	46077	CURRENT MONTH
97	mjj8j_12	mjj8j. which of the previous 12 months did (name) work in this job?:september 20	discrete	numeric-1.0	762	46077	CURRENT MONTH
98	mjj8j_13	mjj8j. which of the previous 12 months did (name) work in this job?:october 2022	discrete	numeric-1.0	762	46077	CURRENT MONTH
99	mjj8j_14	mjj8j. which of the previous 12 months did (name) work in this job?:november 202	discrete	numeric-1.0	762	46077	CURRENT MONTH
100	mjj8j_15	mjj8j. which of the previous 12 months did (name) work in this job?:december 202	discrete	numeric-1.0	762	46077	CURRENT MONTH
101	mjj8j_16	mjj8j. which of the previous 12 months did (name) work in this job?:january 2023	discrete	numeric-1.0	762	46077	CURRENT MONTH
102	mjj8j_17	mjj8j. which of the previous 12 months did (name) work in this job?:february 2023	discrete	numeric-1.0	762	46077	CURRENT MONTH
103	mjj8j_18	mjj8j. which of the previous 12 months did (name) work in this job?:march 2023	discrete	numeric-1.0	762	46077	CURRENT MONTH
104	mjj8j_19	mjj8j. which of the previous 12 months did (name) work in this job?:april 2023	discrete	numeric-1.0	762	46077	CURRENT MONTH
105	mjj8j_20	mjj8j. which of the previous 12 months did (name) work in this job?:may 2023	discrete	numeric-1.0	762	46077	CURRENT MONTH
106	mjj8j_21	mjj8j. which of the previous 12 months did (name) work in this job?:june 2023	discrete	numeric-1.0	762	46077	CURRENT MONTH
107	mjj8j_22	mjj8j. which of the previous 12 months did (name) work in this job?:july 2023	discrete	numeric-1.0	762	46077	CURRENT MONTH

File NLFS_2023Q2_INDIVIDUAL

#	Name	Label	Type	Format	Valid	Invalid	Question
108	mjj8j_23	mjj8j. which of the previous 12 months did (name) work in this job?:august 2023	discrete	numeric-1.0	762	46077	CURRENT MONTH
109	mjj8j_24	mjj8j. which of the previous 12 months did (name) work in this job?:september 20	discrete	numeric-1.0	762	46077	CURRENT MONTH
110	mjj8j_25	mjj8j. which of the previous 12 months did (name) work in this job?:october 2023	discrete	numeric-1.0	762	46077	CURRENT MONTH
111	mjj8j_26	mjj8j. which of the previous 12 months did (name) work in this job?:november 202	discrete	numeric-1.0	762	46077	CURRENT MONTH
112	mjj8jbb	number of months work for job	discrete	numeric-4.2	19629	27210	-
113	mjj8k	mjj8k. is your employer responsible for deducting any taxes on (your/his/her)	discrete	numeric-2.0	2466	44373	Is your (NAME'S) employer responsible for deducting any taxes on your income or is that your responsibility?
114	mjj8l_1	mjj8l. does your employer pay contributions to a pension fund or health insuranc	discrete	numeric-1.0	2466	44373	PENSION FUND
115	mjj8l_2	mjj8l. does your employer pay contributions to a pension fund or health insuranc	discrete	numeric-1.0	2466	44373	HEALTH INSURANCE
116	mjj8l_97	mjj8l. does your employer pay contributions to a pension fund or health insuranc	discrete	numeric-1.0	2466	44373	NONE OF THE ABOVE
117	mjj8m	mjj8m. do you get paid annual leave?	discrete	numeric-2.0	2466	44373	Do you (NAME) get paid annual leave?
118	mjj8n	mjj8n. would you get paid sick leave in case of illness or injury?	discrete	numeric-2.0	2466	44373	Would you (NAME) get paid sick leave in case of illness or injury?
119	mjj9a	mjj9a. in what kind of place do you typically work?	discrete	numeric-2.0	19629	27210	In what kind of place do you (NAME) typically work?
120	mjj9b	mjj9b. how many persons including you work at your place of work?	discrete	numeric-1.0	19629	27210	How many persons including you (NAME) work at your place of work?
121	mjj9c	mjj9c. is the business you work(s) for registered in the [national business regi	discrete	numeric-2.0	19629	27210	Is the business you (NAME) work(s) for registered in the Corporate Affairs Commission (CAC, or National Business Register)
122	mjj10	mjj10. which year did you begin working in this business or place?	discrete	numeric-4.0	19629	27210	Which year did you (NAME) begin working in this business or place?
123	mjj11	mjj11. and which month?	discrete	numeric-2.0	18884	27955	And which month?
124	mjj12	mjj12. how many hours do you usually work per week in your main job?	continuous	numeric-3.0	19629	27210	How many hours do you (NAME) usually work per week in your main job?
125	sjj1ccle_..	secondary job isco main group clean	discrete	numeric-1.0	5145	41694	-
126	sjj1cclean	secondary job isco clean	discrete	numeric-4.0	5145	41694	Secondary job ISCO

File NLFS_2023Q2_INDIVIDUAL							
#	Name	Label	Type	Format	Valid	Invalid	Question
127	sjj2ccle..	secondary job isic section clean	discrete	numeric-2.0	5145	41694	Secondary job ISIC section
128	sjj2cclean	secondary job isic clean	discrete	numeric-4.0	5145	41694	Secondary job ISIC
129	sjj3	sjj3. in this second job, do you workâ€??	discrete	numeric-1.0	5145	41694	In this second job, do you (NAME) work?
130	sjj4	sjj4. how many hours do you usually work per week in your second job?	continuous	numeric-2.0	5145	41694	How many hours do you (NAME) usually work per week in your second job?
131	sjj5	sjj5. total hours usually worked per week in main job and secondary job	continuous	numeric-6.2	19629	27210	Total hours usually worked per week in main job and secondary job (MJJ_12 + SJJ_4)
132	sjj5b	sjj5b. on how many days do you usually work each week including the main job and	discrete	numeric-1.0	19629	27210	On how many days do you (NAME) usually work each week including the main job and secondary job?
133	sjj5c	sjj5c. how many weeks do you usually work each month including the main job and	discrete	numeric-1.0	19629	27210	-
134	sjj5d	sjj5d. how many months do you usually work each year including the main job and	discrete	numeric-2.0	19629	27210	How many months do you (NAME) usually work each year including the main job and year including the main job and secondary job?
135	sjj6	sjj6. during the last four weeks, did you look for additional or other paid work	discrete	numeric-1.0	19629	27210	During the last four weeks, did you (NAME) look for additional or other paid work?
136	sjj7	sjj7. would you want to work more hours per week than usually worked, provided	discrete	numeric-1.0	19629	27210	Would you (NAME) want to work more hours per week than usually worked, provided the extra hours?
137	sjj8	sjj8. could you start working more hours within the next two weeks?	discrete	numeric-1.0	6158	40681	Could you (NAME) start working more hours within the next two weeks?
138	sjj9	sjj9. how many additional hours per week could you work?	continuous	numeric-2.0	5419	41420	How many additional hours per week could you (NAME) work?
139	sjj10	sjj10. what is the easiest way for you to tell us your wages or salary before ta	discrete	numeric-1.0	19629	27210	What is the easiest way for you (NAME) to tell us your wages or salary or earnings before taxes or any other deductions? Would it be
140	sjj11a	sjj11a. do you usually receive any tips or commission?	discrete	numeric-1.0	17161	29678	Do you (NAME) usually receive any commissions?
141	sjj11b	sjj11b. do you usually receive any tips?	discrete	numeric-1.0	17161	29678	Do you (NAME) usually receive any tip
142	sjj12	sjj12. what is your hourly/ daily/weekly/fortnightly/ monthly/annually (chosen abo	discrete	numeric-1.0	17161	29678	What is your (NAME'S) hourly/daily/ weekly/fortnightly/monthly/annually (chosen above) wage or salary or earnings before deductions?
143	sjj13	sjj13. do you want to change (his/her) current employment situation?	discrete	numeric-1.0	19629	27210	Do you (NAME) want to change your current employment situation?
144	sjj14	sjj14. what is the main reason why you want to change your employment situation?	discrete	numeric-1.0	9632	37207	What is the main reason why you (NAME) want to change your employment situation?
145	sjj14oths	sjj14.others	discrete	character-89	53	0	Others?

File NLFS_2023Q2_INDIVIDUAL

#	Name	Label	Type	Format	Valid	Invalid	Question
146	um1_1	um1. in the last four (4) weeks, were you looking for any kind of paid work?:loo	discrete	numeric-1.0	6466	40373	Look for any kind of paid work
147	um1_2	um1. in the last four (4) weeks, were you looking for any kind of paid work?:try	discrete	numeric-1.0	6456	40383	Try to start any kind of business
148	um2	um2. in the last four weeks, what kind of work/business arrangement were you	discrete	numeric-1.0	888	45951	In the last four weeks what kind of working/business arrangement were you (NAME)
149	um3_1	um3. in the last four weeks what have you done to search for paid work (job):wai	discrete	numeric-1.0	888	45951	WAITED/REGISTERED AT EMPLOYMENT AGENCY/TRADE UNION
150	um3_2	um3. in the last four weeks what have you done to search for paid work (job):enq	discrete	numeric-1.0	888	45951	ENQUIRED AT WORKPLACES, FARMS, FACTORIES OR CALLED ON OTHER POSSIBLE EMPLOYERS
151	um3_3	um3. in the last four weeks what have you done to search for paid work (job):pla	discrete	numeric-1.0	888	45951	PLACED/ANSWERED ADVERTISEMENT(S)
152	um3_4	um3. in the last four weeks what have you done to search for paid work (job):sea	discrete	numeric-1.0	888	45951	SEARCHED THROUGH JOB ADVERTISEMENT(S) / SEARCHED THE INTERNET
153	um3_5	um3. in the last four weeks what have you done to search for paid work (job):sou	discrete	numeric-1.0	888	45951	SOUGHT ASSISTANCE FROM RELATIVES OR FRIENDS
154	um3_6	um3. in the last four weeks what have you done to search for paid work (job):loo	discrete	numeric-1.0	888	45951	LOOKED FOR LAND, BUILDING EQUIPMENT TO APPLY FOR PERMIT TO START OWN BUSINESS OR FARMING
155	um3_7	um3. in the last four weeks what have you done to search for paid work (job):wai	discrete	numeric-1.0	888	45951	WAITED AT THE STREET SIDE WHERE CASUAL WORKERS ARE FOUND
156	um3_8	um3. in the last four weeks what have you done to search for paid work (job):sou	discrete	numeric-1.0	888	45951	SOUGHT FINANCIAL ASSISTANCE TO LOOK FOR WORK OR START A BUSINESS
157	um3_9	um3. in the last four weeks what have you done to search for paid work (job):oth	discrete	numeric-1.0	888	45951	OTHER (SPECIFY)
158	um3ots	um3. other specify	discrete	character-34	4	0	OTHER (SPECIFY)
159	um4	um4. was this because you had already arranged to take up paid work (job) or to	discrete	numeric-1.0	5575	41264	Was this because you (NAME) had already arranged to take up paid work (job) or to start a business at some later date
160	um5	um5. how soon are you expecting to start working in this job or business?	discrete	numeric-1.0	42	46797	How soon are you (NAME) expecting to start working in this job or business?
161	um6	um6. would you have liked to work in a paid job or business last week?	discrete	numeric-1.0	5575	41264	Would you (NAME) have liked to work in a paid job or business last week?
162	um7	um7. what was the main reason you did not want to work last week	discrete	numeric-2.0	4946	41893	What was the main reason you (NAME) did not want to work last week (Monday to Sunday)?
163	um8	um8. for how long have you been without work and trying to find paid work (job)	discrete	numeric-1.0	888	45951	For how long have you (NAME) been without work and trying to find paid work (job) or start a business?

File NLFS_2023Q2_INDIVIDUAL

#	Name	Label	Type	Format	Valid	Invalid	Question
164	um9	um9. what was the main reason why you did not try to find paid work (job)	discrete	numeric-2.0	629	46210	What was the main reason why you (NAME) did not try to find paid work (job) or start a business in the last four weeks?
165	um9ots	um9. other specify	discrete	character-89	10	0	OTHER REASON (SPECIFY)
166	um10a	um10a. if work in a paid job or in a business were offered, would you have been	discrete	numeric-1.0	1517	45322	If a work in a paid job or in a business were offered, would you (NAME) have been able to start work last week (Monday)
167	um10b	um10b. or, could you start working within the next two weeks?	discrete	numeric-1.0	186	46653	Or, could you (NAME) start working within the next two week
168	um11	um11. what was the main reason why you were not available for paid work (job)	discrete	numeric-1.0	135	46704	What was the main reason why you (NAME) were not available for paid work (job) last week (Monday to Sunday)
169	umots	um11. other specify	discrete	character-46	5	0	Other specify
170	um12	um12. if paid work (job) or business opportunity became available, how soon can	discrete	numeric-1.0	135	46704	If paid work (job) or a business opportunity became available, how soon can you (NAME) start?
171	um13	um13. have you ever worked for pay or profit or helped unpaid in a household bus	discrete	numeric-1.0	6347	40492	Have you (NAME) ever worked for pay or profit or helped unpaid in a household business?
172	um14	um14. how long ago was it since you last worked?	discrete	numeric-1.0	1782	45057	How long ago was it since you (NAME) last work?
173	um15	um15. what was the main reason you stopped working in your last job/business?	discrete	numeric-2.0	1782	45057	What was the main reason you (NAME) stopped working in your last job/business
174	um15ots	um15. other specify	discrete	character-83	88	0	Other Specify
175	um16	um16. what is the main way that you support yourself?	discrete	numeric-1.0	6347	40492	What is the main way that you (NAME) support yourself?
176	um16ots	um16. other specify	discrete	character-90	16	0	OTHER SPECIFY

Variables Description

Dataset contains 188 variable(s)

File : NLFS_2023Q2_HOUSEHOLD IDENTIFICATION

interview_key: interview key (identifier in xx-xx-xx-xx format)

Information	[Type= discrete] [Format=character] [Missing=*]
Statistics [NW/ W]	[Valid=8836 /-] [Invalid=0 /-]
Imputation	interview key (identifier in xx-xx-xx-xx format)

id1_zone: zone

Information	[Type= discrete] [Format=numeric] [Range= 1-6] [Missing=*]
Statistics [NW/ W]	[Valid=8836 /-] [Invalid=0 /-]
Literal question	ZONE

Value	Label	Cases	Percentage
1	NORTH CENTRAL	1675	19.0%
2	NORTH EAST	1429	16.2%
3	NORTH WEST	1679	19.0%
4	SOUTH EAST	1174	13.3%
5	SOUTH SOUTH	1443	16.3%
6	SOUTH WEST	1436	16.3%

Warning: these figures indicate the number of cases found in the data file. They cannot be interpreted as summary statistics of the population of interest.

id2_state: state

Information	[Type= discrete] [Format=numeric] [Range= 1-37] [Missing=*]
Statistics [NW/ W]	[Valid=8836 /-] [Invalid=0 /-]
Literal question	STATE

Value	Label	Cases	Percentage
1	SOKOTO	240	2.7%
2	ZAMFARA	240	2.7%
3	KATSINA	240	2.7%
4	JIGAWA	240	2.7%
5	YOBE	240	2.7%
6	BORNO	239	2.7%
7	ADAMAWA	230	2.6%
8	GOMBE	240	2.7%
9	BAUCHI	240	2.7%
10	KANO	240	2.7%
11	KADUNA	240	2.7%
12	KEBBI	239	2.7%
13	NIGER	240	2.7%
14	FCT	240	2.7%
15	NASARAWA	239	2.7%
16	PLATEAU	236	2.7%
17	TARABA	240	2.7%
18	BENUE	240	2.7%
19	KOGI	240	2.7%
20	KWARA	240	2.7%
21	OYO	240	2.7%
22	OSUN	240	2.7%

File : NLFS_2023Q2_HOUSEHOLD IDENTIFICATION

id2_state: state

Value	Label	Cases	Percentage
23	EKITI	240	<div></div> 2.7%
24	ONDO	237	<div></div> 2.7%
25	EDO	240	<div></div> 2.7%
26	ANAMBRA	240	<div></div> 2.7%
27	ENUGU	240	<div></div> 2.7%
28	EBONYI	239	<div></div> 2.7%
29	CROSS RIVER	240	<div></div> 2.7%
30	AKWA IBOM	231	<div></div> 2.6%
31	ABIA	236	<div></div> 2.7%
32	IMO	239	<div></div> 2.7%
33	RIVERS	232	<div></div> 2.6%
34	BAYELSA	240	<div></div> 2.7%
35	DELTA	240	<div></div> 2.7%
36	LAGOS	240	<div></div> 2.7%
37	OGUN	239	<div></div> 2.7%

Warning: these figures indicate the number of cases found in the data file. They cannot be interpreted as summary statistics of the population of interest.

id3_lga: lga

Information	[Type= discrete] [Format=numeric] [Range= 101-37774] [Missing=*]
Statistics [NW/ W]	[Valid=8836 /-] [Invalid=0 /-]
Literal question	LGA

Value	Label	Cases	Percentage
101	GUDU	0	
102	BINJI	10	<div></div> 0.1%
103	TANGAZA	10	<div></div> 0.1%
104	GWADABAWA	10	<div></div> 0.1%
105	ILLELA	20	<div></div> 0.2%
106	GADA	20	<div></div> 0.2%
107	SABON BIRNI	10	<div></div> 0.1%
108	ISA	0	
109	GORONYO	20	<div></div> 0.2%
110	WURNO	10	<div></div> 0.1%
111	RABAH	0	
112	KWARE	20	<div></div> 0.2%
113	SOKOTO SOUTH	20	<div></div> 0.2%
114	SOKOTO NORTH	0	
115	WAMAKKO	20	<div></div> 0.2%
116	SILAME	10	<div></div> 0.1%
117	YABO	0	
118	BODINGA	10	<div></div> 0.1%
119	DANGE SHUNI	20	<div></div> 0.2%
120	TURETA	0	
121	SHAGARI	20	<div></div> 0.2%
122	TAMBUWAL	10	<div></div> 0.1%




























File : NLFS_2023Q2_HOUSEHOLD IDENTIFICATION

id3_lga: lga

Value	Label	Cases	Percentage
123	KEBBE	0	
224	GUMMI	20	0.2%
225	BUKKUYUM	0	
226	ANKA	20	0.2%
227	BAKURA	0	
228	TALATA MAFARA	20	0.2%
229	MARADUN	0	
230	SHINKAFI	0	
231	ZURMI	20	0.2%
232	BIRNIN MAGAJI	10	0.1%
233	KAURA NAMODA	30	0.3%
234	TSAFE	0	
235	GUSAU	60	0.7%
236	BUNGUDU	30	0.3%
237	MARU	30	0.3%
338	BAURE	0	
339	ZANGO	20	0.2%
340	SANDAMU	0	
341	DUTSI	0	
342	DAURA	0	
343	MAI'ADUA	10	0.1%
344	MASHI	10	0.1%
345	KAITA	0	
346	KATSINA	40	0.5%
347	JIBIA	10	0.1%
348	BATSARI	0	
349	BATAGARAWA	0	
350	RIMI	20	0.2%
351	MANI	10	0.1%
352	INGAWA	10	0.1%
353	KUSADA	0	
354	BINDAWA	0	
355	CHARANCHI	20	0.2%
356	KURFI	0	
357	SAFANA	0	
358	DUTSIN MA	10	0.1%
359	KANKIA	0	
360	MATAZU	0	
361	DAN MUSA	0	
362	KANKARA	0	
363	MUSAWA	20	0.2%
364	MALUMFASHI	0	
365	KAFUR	20	0.2%

File : NLFS_2023Q2_HOUSEHOLD IDENTIFICATION

id3_lga: lga

Value	Label	Cases	Percentage
366	BAKORI	20	 0.2%
367	FASKARI	0	
368	SABUWA	0	
369	DANDUME	10	 0.1%
370	FUNTUA	0	
371	DANJA	10	 0.1%
472	RONI	0	
473	GWIWA	0	
474	YANKWASHI	20	 0.2%
475	KAZAURE	0	
476	BABURA	10	 0.1%
477	GARKI	0	
478	SULE TANKARKAR	20	 0.2%
479	GUMEL	0	
480	GAGARAWA	20	 0.2%
481	MAIGATARI	0	
482	KAUGAMA	0	
483	MALAM MADORI	0	
484	BIRNIWA	20	 0.2%
485	GURI	10	 0.1%
486	KIRIKASAMMA	10	 0.1%
487	HADEJIA	0	
488	AUYO	0	
489	KAFIN-HAUSA	20	 0.2%
490	MIGA	0	
491	TAURA	20	 0.2%
492	RINGIM	10	 0.1%
493	JAHUN	0	
494	KIYAWA	20	 0.2%
495	DUTSE	10	 0.1%
496	BIRNIN KUDU	20	 0.2%
497	BUJI	20	 0.2%
498	GWARAM	10	 0.1%
599	MACHINA	0	
5100	NGURU	20	 0.2%
5101	YUSUFARI	10	 0.1%
5102	YUNUSARI	20	 0.2%
5103	GEIDAM	10	 0.1%
5104	BURSARI	10	 0.1%
5105	KARASUWA	10	 0.1%
5106	BADE	10	 0.1%
5107	JAKUSKO	10	 0.1%
5108	FUNE	30	 0.3%



































File : NLFS_2023Q2_HOUSEHOLD IDENTIFICATION

id3_lga: lga

Value	Label	Cases	Percentage
5109	TARMUWA	0	
5110	DAMATURU	20	0.2%
5111	GUJBA	10	0.1%
5112	GULANI	20	0.2%
5113	FIKA	10	0.1%
5114	POTISKUM	40	0.5%
5115	NANGERE	10	0.1%
5116	MOBBAR	0	
6118	KUKAWA	0	
6120	GUBIO	10	0.1%
6121	MAGUMERI	20	0.2%
6122	KAGA	0	
6123	KONDUGA	10	0.1%
6124	MAIDUGURI	60	0.7%
6125	JERE	30	0.3%
6126	NGANZAI	0	
6127	MONGUNO	0	
6129	MAFA	10	0.1%
6130	DIKWA	0	
6131	NGALA	0	
6133	BAMA	0	
6134	GWOZA	10	0.1%
6135	DAMBOA	10	0.1%
6136	ASKIRA/UBA	19	0.2%
6137	CHIBOK	0	
6138	BIU	0	
6139	KWAYA KUSAR	10	0.1%
6140	BAYO	0	
6141	SHANI	20	0.2%
6142	HAWUL	30	0.3%
7143	MADAGALI	0	
7144	MICHIKA	20	0.2%
7145	MUBI NORTH	10	0.1%
7146	MUBI SOUTH	0	
7147	MAIHA	20	0.2%
7148	HONG	20	0.2%
7149	GOMBI	0	
7150	SONG	10	0.1%
7151	SHELLENG	20	0.2%
7152	GUYUK	10	0.1%
7153	LAMURDE	0	
7154	NUMAN	0	
7155	DEMSA	20	0.2%

File : NLFS_2023Q2_HOUSEHOLD IDENTIFICATION

id3_lga: lga

Value	Label	Cases	Percentage
7156	YOLA NORTH	10	 0.1%
7157	YOLA SOUTH	10	 0.1%
7158	GIREI	10	 0.1%
7159	FUFORE	10	 0.1%
7160	MAYO-BELWA	10	 0.1%
7161	JADA	40	 0.5%
7162	GANYE	0	
7163	TOUNGO	10	 0.1%
8164	DUKKU	20	 0.2%
8165	NAFADA	10	 0.1%
8166	FUNA KAYE	20	 0.2%
8167	KWAMI	20	 0.2%
8168	AKKO	60	 0.7%
8169	GOMBE	20	 0.2%
8170	YAMALTU-DEBA	30	 0.3%
8171	BALANGA	10	 0.1%
8172	KALTUNGO	30	 0.3%
8173	BILLIRI	10	 0.1%
8174	SHONGOM	10	 0.1%
9175	ZAKI	10	 0.1%
9176	GAMAWA	10	 0.1%
9177	ITAS/GADAU	10	 0.1%
9178	JAMA'ARE	0	
9179	KATAGUM	20	 0.2%
9180	SHIRA	20	 0.2%
9181	GIADE	0	
9182	MISAU	10	 0.1%
9183	DAMBAN	0	
9184	DARAZO	20	 0.2%
9185	GANJUWA	30	 0.3%
9186	WARJI	0	
9187	NINGI	20	 0.2%
9188	TORO	30	 0.3%
9189	BAUCHI	20	 0.2%
9190	KIRFI	10	 0.1%
9191	ALKALERI	20	 0.2%
9192	TAFAWA-BALEWA	0	
9193	DASS	10	 0.1%
9194	BOGORO	0	
10195	KUNCHI	0	
10196	MAKODA	0	
10197	DAMBATTA	10	 0.1%
10198	GABASAWA	10	 0.1%

File : NLFS_2023Q2_HOUSEHOLD IDENTIFICATION

id3_lga: lga

Value	Label	Cases	Percentage
10199	MINJIBIR	0	
10200	DAWAKIN TOFA	10	0.1%
10201	BICHI	0	
10202	TSANYAWA	0	
10203	SHANONO	0	
10204	BAGWAI	20	0.2%
10205	TOFA	0	
10206	UNGOGO	20	0.2%
10207	GWALE	0	
10208	DALA	10	0.1%
10209	FAGGE	0	
10210	NASARAWA(KANO)	20	0.2%
10211	KANO MUNICIPAL	0	
10212	TARAUNI	10	0.1%
10213	KUMBOTSO	20	0.2%
10214	GEZAWA	0	
10215	WARAWA	20	0.2%
10216	AJINGI	0	
10217	GAYA	0	
10218	WUDIL	0	
10219	DAWAKIN KUDU	10	0.1%
10220	MADOBI	0	
10221	RIMIN GADO	0	
10222	KABO	0	
10223	GWARZO	10	0.1%
10224	KARAYE	10	0.1%
10225	ROGO	0	
10226	KIRU	0	
10227	BEBEJI	10	0.1%
10228	GARUN MALAM	0	
10229	KURA	0	
10230	BUNKURE	0	
10231	RANO	20	0.2%
10232	KIBIYA	0	
10233	GARKO	0	
10234	ALBASU	10	0.1%
10235	TAKAI	10	0.1%
10236	SUMAILA	0	
10237	TUDUN WADA	10	0.1%
10238	DOGUWA	0	
11239	BIRNIN GWARI	0	
11240	GIWA	10	0.1%
11241	SABON GARI	0	

File : NLFS_2023Q2_HOUSEHOLD IDENTIFICATION

id3_lga: lga

Value	Label	Cases	Percentage
11242	KUDAN	10	0.1%
11243	MAKARFI	0	
11244	IKARA	20	0.2%
11245	KUBAU	20	0.2%
11246	SOBA	10	0.1%
11247	ZARIA	20	0.2%
11248	IGABI	40	0.5%
11249	KADUNA NORTH	0	
11250	KADUNA SOUTH	10	0.1%
11251	CHIKUN	20	0.2%
11252	KAJURU	0	
11253	KAURU	20	0.2%
11254	LERE	10	0.1%
11255	ZANGON KATF	0	
11256	KACHIA	20	0.2%
11257	KAGARKO	20	0.2%
11258	JABA	0	
11259	JEMAA	0	
11260	KAURA	0	
11261	SANGA	10	0.1%
12262	AREWA-DANDI	19	0.2%
12263	AUGIE	0	
12264	ARGUNGU	10	0.1%
12265	GWANDU	20	0.2%
12266	BIRNIN KEBBI	20	0.2%
12267	ALIERO	0	
12268	JEGA	10	0.1%
12269	MAIYAMA	20	0.2%
12270	KALGO	0	
12271	BUNZA	0	
12272	SURU	10	0.1%
12273	DANDI	20	0.2%
12274	BAGUDO	20	0.2%
12275	KOKO/BESSE	10	0.1%
12276	YAU RI	10	0.1%
12277	NGASKI	10	0.1%
12278	SHANGA	10	0.1%
12279	FAKAI	20	0.2%
12280	ZURU	20	0.2%
12281	WASAGU/DANKO	0	
12282	SAKABA	10	0.1%
13283	AGWARA	0	
13284	BORGU	20	0.2%

File : NLFS_2023Q2_HOUSEHOLD IDENTIFICATION

id3_lga: lga

Value	Label	Cases	Percentage
13285	MASHEGU	30	0.3%
13286	MAGAMA	10	0.1%
13287	RIJAU	10	0.1%
13288	KONTAGORA	10	0.1%
13289	MARIGA	20	0.2%
13290	RAFI	0	
13291	SHIRORO	10	0.1%
13292	MUNYA	0	
13293	CHANCHAGA	20	0.2%
13294	BOSSO	30	0.3%
13295	WUSHISHI	0	
13296	LAVUN	10	0.1%
13297	MOKWA	10	0.1%
13298	EDATTI	10	0.1%
13299	GBAKO	0	
13300	BIDA	10	0.1%
13301	KATCHA	0	
13302	AGAIE	20	0.2%
13303	LAPAI	0	
13304	PAIKORO	10	0.1%
13305	GURARA	0	
13306	SULEJA	10	0.1%
13307	TAFA	0	
14308	BWARI	50	0.6%
14309	ABUJA MUNICIPAL AREA COUNCIL	130	1.5%
14310	GWAGWALADA	30	0.3%
14311	ABAJI	0	
14312	KWALI	20	0.2%
14313	KUJE	10	0.1%
15314	KARU	70	0.8%
15315	KEFFI	10	0.1%
15316	KOKONA	10	0.1%
15317	AKWANGA	10	0.1%
15318	WAMBA	0	
15319	NASSARAWA EGGON	10	0.1%
15320	LAFIA	50	0.6%
15321	AWE	20	0.2%
15322	OBI(NASARAWA)	10	0.1%
15323	KEANA	0	
15324	DOMA	20	0.2%
15325	NASARAWA(NASARAWA)	20	0.2%
15326	TOTO	9	0.1%
16327	BASSA(PLATEAU)	20	0.2%































File : NLFS_2023Q2_HOUSEHOLD IDENTIFICATION

id3_lga: lga

Value	Label	Cases	Percentage
16328	JOS NORTH	10	0.1%
16329	JOS EAST	0	
16330	JOS SOUTH	40	0.5%
16331	RIYOM	0	
16332	BARKIN LADI	0	
16333	MANGU	29	0.3%
16334	BOKKOS	10	0.1%
16335	QUA'N PAN	17	0.2%
16336	PANKSHIN	20	0.2%
16337	KANKE	0	
16338	KANAM	10	0.1%
16339	WASE	20	0.2%
16340	LANGTANG NORTH	10	0.1%
16341	MIKANG	20	0.2%
16342	SHENDAM	20	0.2%
16343	LANTANG SOUTH	10	0.1%
17344	KARIM LAMIDO	60	0.7%
17345	LAU	10	0.1%
17346	ARDO-KOLA	20	0.2%
17347	JALINGO	20	0.2%
17348	YORRO	30	0.3%
17349	ZING	0	
17350	GASSOL	20	0.2%
17351	IBI	10	0.1%
17352	WUKARI	0	
17353	BALI	10	0.1%
17354	GASHAKA	10	0.1%
17355	SARDAUNA	20	0.2%
17356	KURMI	10	0.1%
17357	USSA	0	
17358	TAKUM	20	0.2%
17359	DONGA	0	
18360	AGATU	0	
18361	APA	0	
18362	GWER WEST	10	0.1%
18363	MAKURDI	10	0.1%
18364	GUMA	10	0.1%
18365	LOGO	20	0.2%
18366	UKUM	30	0.3%
18367	KATSINA ALA	20	0.2%
18368	BURUKU	10	0.1%
18369	TARKA	0	
18370	GBOKO	30	0.3%

File : NLFS_2023Q2_HOUSEHOLD IDENTIFICATION

id3_lga: lga

Value	Label	Cases	Percentage
18371	GWER EAST	10	 0.1%
18372	OTUKPO	10	 0.1%
18373	OHIMINI	0	
18374	OKPOKWU	0	
18375	OGBADIBO	0	
18376	ADO	20	 0.2%
18377	OBI(BENUE)	0	
18378	OJU	0	
18379	KONSHISHA	10	 0.1%
18380	USHONGO	20	 0.2%
18381	KWANDE	20	 0.2%
18382	VANDEIKYA	10	 0.1%
19383	YAGBA WEST	0	
19384	YAGBA EAST	20	 0.2%
19385	MOPA-MURO	0	
19386	IJUMU	0	
19387	KABBA_BUNU	10	 0.1%
19388	OKEHI	0	
19389	OGORI MAGONGO	10	 0.1%
19390	OKENE	10	 0.1%
19391	ADAVI	10	 0.1%
19392	AJAOKUTA	0	
19393	LOKOJA	30	 0.3%
19394	KOGI KOTON KERFE	0	
19395	BASSA(KOGI)	10	 0.1%
19396	DEKINA	40	 0.5%
19397	OMALA	0	
19398	ANKPA	30	 0.3%
19399	OLAMABORO	10	 0.1%
19400	OFU	30	 0.3%
19401	IGALAMELA-ODOLU	20	 0.2%
19402	IDAH	0	
19403	IBAJI	10	 0.1%
20404	BARUTEN	40	 0.5%
20405	KAIAMA	40	 0.5%
20406	MORO	10	 0.1%
20407	EDU	20	 0.2%
20408	PATIGI	10	 0.1%
20409	IFELODUN(KWARA)	20	 0.2%
20410	ILORIN SOUTH	30	 0.3%
20411	ILORIN EAST	20	 0.2%
20412	ILORIN WEST	10	 0.1%
20413	ASA	20	 0.2%





























File : NLFS_2023Q2_HOUSEHOLD IDENTIFICATION

id3_lga: lga

Value	Label	Cases	Percentage
20414	OYUN	0	
20415	OFFA	20	0.2%
20416	IREPODUN(KWARA)	0	
20417	ISIN	0	
20418	OKE-ERO	0	
20419	EKITI	0	
21420	IREPO	0	
21421	OLORUNSOGO	0	
21422	ORELOPE	10	0.1%
21423	SAKI EAST	10	0.1%
21424	SAKI WEST	0	
21425	ATISBO	10	0.1%
21426	ITESIWAJU	0	
21427	ATIBA	20	0.2%
21428	ORIIRE	0	
21429	OGBOMOSO NORTH	0	
21430	SURULERE(OYO)	10	0.1%
21431	OGBOMOSO SOUTH	0	
21432	OGO-OLUWA	0	
21433	OYO EAST	0	
21434	OYO WEST	10	0.1%
21435	ISEYIN	0	
21436	KAJOLA	0	
21437	IWAJOWA	20	0.2%
21438	IBARAPA-NORTH	0	
21439	IBARAPA CENTRAL	0	
21440	IBARAPA-EAST	0	
21441	IDO	30	0.3%
21442	AFIJIO	0	
21443	AKINYELE	20	0.2%
21444	LAGELU	10	0.1%
21445	IBADAN NORTH	10	0.1%
21446	IBADAN NORTHWEST	0	
21447	IBADAN SOUTH WEST	10	0.1%
21448	IBADAN SOUTH EAST	10	0.1%
21449	IBADAN NORTH EAST	0	
21450	EGBEDA	20	0.2%
21451	ONA ARA	20	0.2%
21452	OLUYOLE	20	0.2%
22453	IFEDAYO	0	
22454	ILA	0	
22455	BOLUWADURO	10	0.1%
22456	ODO OTIN	10	0.1%

File : NLFS_2023Q2_HOUSEHOLD IDENTIFICATION

id3_lga: lga

Value	Label	Cases	Percentage
22457	IFELODUN(OSUN)	10	 0.1%
22458	OLORUNDA	0	
22459	IREPODUN(OSUN)	20	 0.2%
22460	OROLU	0	
22461	EGBEDORE	20	 0.2%
22462	OSOGBO	10	 0.1%
22463	BORIPÉ	0	
22464	OBOKUN	10	 0.1%
22465	ORIADE	10	 0.1%
22466	ILESHA EAST	10	 0.1%
22467	ATAKUMOSA WEST	0	
22468	ILESHA WEST	20	 0.2%
22469	EDE NORTH	10	 0.1%
22470	EDE SOUTH	10	 0.1%
22471	EJIGBO	0	
22472	OLA-OLUWA	0	
22473	IWO	10	 0.1%
22474	AYEDIRE	0	
22475	IREWOLE	20	 0.2%
22476	ISOKAN	0	
22477	AIYEDADE	10	 0.1%
22478	IFE NORTH	0	
22479	IFE CENTRAL	20	 0.2%
22480	IFE EAST	20	 0.2%
22481	ATAKUNMOSA EAST	0	
22482	IFE SOUTH	10	 0.1%
23483	MOBA	10	 0.1%
23484	ILEJEMEJE	10	 0.1%
23485	OYE	0	
23486	IKOLE	10	 0.1%
23487	EKITI-EAST	0	
23488	GBONYIN	30	 0.3%
23489	ADO EKITI	80	 0.9%
23490	IREPODUN/IFELODUN	0	
23491	IDO_OSI	10	 0.1%
23492	IJERO	20	 0.2%
23493	EKITI WEST	10	 0.1%
23494	EFON	0	
23495	EKITI SOUTH WEST	20	 0.2%
23496	IKERE	20	 0.2%
23497	ISE ORUN	10	 0.1%
23498	EMURE	10	 0.1%
24499	AKOKO NORTH WEST	0	

File : NLFS_2023Q2_HOUSEHOLD IDENTIFICATION

id3_lga: lga

Value	Label	Cases	Percentage
24500	AKOKO NORTH EAST	20	0.2%
24501	AKOKO SOUTH EAST	0	
24502	AKOKO SOUTH WEST	0	
24503	OSE	10	0.1%
24504	OWO	20	0.2%
24505	AKURE NORTH	20	0.2%
24506	AKURE SOUTH	37	0.4%
24507	IFEDORE	0	
24508	ILE OLUJI/OKEIGBO	20	0.2%
24509	ONDO WEST	20	0.2%
24510	ONDO EAST	0	
24511	IDANRE	10	0.1%
24512	ODIGBO	30	0.3%
24513	OKITIPUPA	20	0.2%
24514	IRELE	0	
24515	ESE-ODO	20	0.2%
24516	ILAJE	10	0.1%
25517	AKOKO-EDO	10	0.1%
25518	ETSAKO EAST	10	0.1%
25519	ETSAKO CENTRAL	0	
25520	ETSAKO WEST	10	0.1%
25521	OWAN EAST	20	0.2%
25522	OWAN WEST	0	
25523	ESAN WEST	20	0.2%
25524	ESAN CENTRAL	0	
25525	ESAN NORTH EAST	10	0.1%
25526	ESAN SOUTH EAST	0	
25527	IGUEBEN	0	
25528	UHUNMWONDE	30	0.3%
25529	OVI NORTH EAST	20	0.2%
25530	OVI SOUTH WEST	10	0.1%
25531	EGOR	10	0.1%
25532	OREDO	30	0.3%
25533	IKPOBA-OKHA	40	0.5%
25534	ORHIONMWON	20	0.2%
26535	ANAMBRA WEST	10	0.1%
26536	AYAMELUM	10	0.1%
26537	AWKA NORTH	20	0.2%
26538	ANAMBRA EAST	0	
26539	OYI	20	0.2%
26540	DUNUKOFIA	10	0.1%
26541	NJIKOKA	0	
26542	AWKA SOUTH	0	































File : NLFS_2023Q2_HOUSEHOLD IDENTIFICATION

id3_lga: lga

Value	Label	Cases	Percentage
26543	ORUMBA NORTH	10	0.1%
26544	ANAOCHA	20	0.2%
26545	IDEMILI NORTH	30	0.3%
26546	ONITSHA NORTH	0	
26547	ONITSHA SOUTH	0	
26548	OGBARU	20	0.2%
26549	IDEMILI SOUTH	0	
26550	NNEWI NORTH	10	0.1%
26551	EKWUSIGO	20	0.2%
26552	IHIALA	10	0.1%
26553	NNEWI SOUTH	20	0.2%
26554	AGUATA	20	0.2%
26555	ORUMBA SOUTH	10	0.1%
27556	IGBO-EZE NORTH	20	0.2%
27557	IGBO-EZE SOUTH	10	0.1%
27558	UDENU	20	0.2%
27559	ISI-UZO	20	0.2%
27560	IGBO-ETITI	0	
27561	NSUKKA	30	0.3%
27562	UZO UWANI	10	0.1%
27563	EZEAGU	10	0.1%
27564	UDI	30	0.3%
27565	ENUGU EAST	10	0.1%
27566	NKANU EAST	20	0.2%
27567	ENUGU NORTH	0	
27568	ENUGU SOUTH	10	0.1%
27569	NKANU WEST	20	0.2%
27570	ANINRI	10	0.1%
27571	AWGU	10	0.1%
27572	OJI-RIVER	10	0.1%
28573	ISHIELU	20	0.2%
28574	OHauKWU	20	0.2%
28575	EBONYI	40	0.5%
28576	IZZI	40	0.5%
28577	ABAKALI	10	0.1%
28578	EZZA NORTH	20	0.2%
28579	EZZA SOUTH	10	0.1%
28580	IKWO	19	0.2%
28581	ONICHA	10	0.1%
28582	OHAOZARA	20	0.2%
28583	AFIKPO NORTH	20	0.2%
28584	AFIKPO SOUTH	0	
28585	IVO	10	0.1%

File : NLFS_2023Q2_HOUSEHOLD IDENTIFICATION

id3_lga: lga

Value	Label	Cases	Percentage
29586	YALA	20	 0.2%
29587	BEKWARRA	10	 0.1%
29588	OGOJA	20	 0.2%
29589	OBUDU	20	 0.2%
29590	OBANLIKU	10	 0.1%
29591	BOKI	10	 0.1%
29592	ETUNG	10	 0.1%
29593	IKOM	10	 0.1%
29594	OBUBRA	20	 0.2%
29595	YAKURR	20	 0.2%
29596	ABI	0	
29597	BIASE	10	 0.1%
29598	AKAMKPA	20	 0.2%
29599	ODUKPANI	0	
29600	CALABAR SOUTH	10	 0.1%
29601	CALABAR-MUNICIPAL	40	 0.5%
29602	AKPABUYO	10	 0.1%
29603	BAKASSI	0	
30604	INI	0	
30605	OBOT AKARA	20	 0.2%
30606	IKOT-EKPENE	0	
30607	IKONO	10	 0.1%
30608	IBIONO IBOM	10	 0.1%
30609	ITU	10	 0.1%
30610	URUAN	20	 0.2%
30611	UYO	10	 0.1%
30612	ABAK	20	 0.2%
30613	ESSIEN UDIM	10	 0.1%
30614	IKA	0	
30615	ETIM EKPO	20	 0.2%
30616	UKANAFUN	0	
30617	ORUK ANAM	20	 0.2%
30618	MKPAT ENIN	0	
30619	ETINAN	8	 0.1%
30620	NSIT IBOM	0	
30621	IBESIKPO ASUTAN	20	 0.2%
30622	NSIT ATAI	0	
30623	OKOBO	10	 0.1%
30624	ORON	0	
30625	UDUNG UKO	0	
30626	MBO	0	
30627	URUE-OFFONG/ORUKO	3	 0.0%
30628	ESIT EKET	10	 0.1%

File : NLFS_2023Q2_HOUSEHOLD IDENTIFICATION

id3_lga: lga

Value	Label	Cases	Percentage
30629	NSIT UBIUM	0	
30630	EKET	20	0.2%
30631	ONNA	0	
30632	IBENO	0	
30633	EASTERN OBOLO	0	
30634	IKOT ABASI	10	0.1%
31635	UMU-NNEOCHI	20	0.2%
31636	ISUIKWUATO	0	
31637	BENDE	10	0.1%
31638	OHAFIA	17	0.2%
31639	AROCHUKWU	20	0.2%
31640	UMUAHIA NORTH	10	0.1%
31641	UMUAHIA SOUTH	20	0.2%
31642	IKWUANO	9	0.1%
31643	ISIALA-NGWA NORTH	20	0.2%
31644	ISIALA-NGWA SOUTH	20	0.2%
31645	OBI NGWA	10	0.1%
31646	ABA NORTH	20	0.2%
31647	OSISIOMA NGWA	10	0.1%
31648	ABA SOUTH	40	0.5%
31649	UGWUNAGHO	0	
31650	UKWA EAST	0	
31651	UKWA WEST	10	0.1%
32652	IDEATO NORTH	0	
32653	OKIGWE	0	
32654	UNUIMO	10	0.1%
32655	IDEATO SOUTH	0	
32656	ORLU	0	
32657	ORSU	0	
32658	ORU EAST	0	
32659	ORU WEST	0	
32660	OGUTA	0	
32661	MBAITOLI	10	0.1%
32662	NJABA	0	
32663	ISU	0	
32664	NKWERRE	10	0.1%
32665	NWANGELE	10	0.1%
32666	ISIALA MBANO	10	0.1%
32667	EHIME-MBANO	20	0.2%
32668	IHITTE/UBOMA	0	
32669	OBOWO	10	0.1%
32670	EZINIHITE	10	0.1%
32671	AHIAZU-MBAISE	10	0.1%


















File : NLFS_2023Q2_HOUSEHOLD IDENTIFICATION

id3_lga: lga

Value	Label	Cases	Percentage
32672	ABOH-MBAISE	20	0.2%
32673	IKEDURU	20	0.2%
32674	OWERRI-NORTH	30	0.3%
32675	OWERRI-MUNICIPAL	19	0.2%
32676	OWERRI-WEST	30	0.3%
32677	OHAJI/EGBEMA	20	0.2%
32678	NGOR-OKPALA	0	
33679	OGBA/EGBEMA/NDONI	20	0.2%
33680	AHOADA EAST	0	
33681	AHOADA WEST	0	
33682	ABUA/ODUAL	10	0.1%
33683	AKUKU TORU	0	
33684	DEGEMA	0	
33685	ASARI-TORU	0	
33686	EMOHUA	20	0.2%
33687	IKWERRE	20	0.2%
33688	ETCHE	10	0.1%
33689	OMUMMA	0	
33690	OBIO/AKPOR	67	0.8%
33691	PORT-HARCOURT	25	0.3%
33692	OKRIKA	0	
33693	ELEME	10	0.1%
33694	OYIGBO	0	
33695	KHANA	30	0.3%
33696	GOKANA	10	0.1%
33697	TAI	10	0.1%
33698	OGU/BOLO	0	
33699	BONNY	0	
33700	ANDONI	0	
34702	EKEREMOR	30	0.3%
34703	SAGBAMA	30	0.3%
34704	KOLOKUMA/OPOKUMA	0	
34705	YENAGOA	90	1.0%
34706	OGBIA	30	0.3%
34707	SOUTHERN IJAW	30	0.3%
34708	BRASS	20	0.2%
34709	NEMBE	10	0.1%
35710	IKA SOUTH	20	0.2%
35711	IKA NORTH EAST	0	
35712	ANIOCHA NORTH	10	0.1%
35713	OSHIMILI NORTH	20	0.2%
35714	ANIOCHA SOUTH	0	
35715	OSHIMILI SOUTH	20	0.2%

File : NLFS_2023Q2_HOUSEHOLD IDENTIFICATION

id3_lga: lga

Value	Label	Cases	Percentage
35716	NDOKWA EAST	10	 0.1%
35717	NDOKWA WEST	0	
35718	UKWUANI	20	 0.2%
35719	UGHELLI NORTH	10	 0.1%
35720	ETHIOPE EAST	20	 0.2%
35721	ISOKO NORTH	0	
35722	ISOKO SOUTH	20	 0.2%
35723	PATANI	0	
35724	UGHELLI SOUTH	0	
35725	UVWIE	10	 0.1%
35726	OKPE	30	 0.3%
35727	ETHIOPE WEST	10	 0.1%
35728	SAPELE	20	 0.2%
35729	WARRI NORTH	0	
35730	WARRI SOUTH WEST	10	 0.1%
35731	WARRI SOUTH	0	
35732	UDU	0	
35733	BURUTU	10	 0.1%
35734	BOMADI	0	
36735	BADAGRY	20	 0.2%
36736	OJO	10	 0.1%
36737	AMUWO ODOFIN	20	 0.2%
36738	ALIMOSHO	50	 0.6%
36739	AGEGE	10	 0.1%
36740	IFAKO-IJAIYE	0	
36741	IKEJA	10	 0.1%
36742	OSHODI ISOLO	20	 0.2%
36743	MUSHIN	10	 0.1%
36744	SURULERE(LAGOS)	0	
36745	AJEROMI-IFELODUN	10	 0.1%
36746	APAPA	0	
36747	LAGOS ISLAND	0	
36748	LAGOS MAIN LAND	0	
36749	SOMOLU	0	
36750	KOSOFE	10	 0.1%
36751	IKORODU	30	 0.3%
36752	ETI-OSA	30	 0.3%
36753	IBEJU-LEKKI	0	
36754	EPE	10	 0.1%
37755	IMEKO_AFON	0	
37756	EGBADO NORTH	20	 0.2%
37757	ABEOKUTA NORTH	0	
37758	ABEOKUTA SOUTH	10	 0.1%

File : NLFS_2023Q2_HOUSEHOLD IDENTIFICATION

id3_lga: lga

Value	Label	Cases	Percentage
37759	ODEDA	0	
37760	OBAFEMI OWODE	40	0.5%
37761	EWEKORO	0	
37762	EGBADO SOUTH	9	0.1%
37763	IPOKIA	0	
37764	ADO-ODO_OTA	70	0.8%
37765	IFO	40	0.5%
37766	SAGAMU	20	0.2%
37767	IKENNE	0	
37768	REMO NORTH	0	
37769	IJEBU NORTH	20	0.2%
37770	ODOGBOLU	0	
37771	IJEBU ODE	0	
37772	IJEBU NORTH EAST	0	
37773	IJEBU EAST	10	0.1%
37774	OGUN WATERSIDE	0	

Warning: these figures indicate the number of cases found in the data file. They cannot be interpreted as summary statistics of the population of interest.

id4b_ea: ea code

Information	[Type= discrete] [Format=character] [Missing=*]
Statistics [NW/ W]	[Valid=8836 /-] [Invalid=0 /-]
Literal question	EA CODE

id5_sector: sector

Information	[Type= discrete] [Format=numeric] [Range= 1-2] [Missing=*]
Statistics [NW/ W]	[Valid=8836 /-] [Invalid=0 /-]
Literal question	SECTOR

Value	Label	Cases	Percentage
1	URBAN	4648	52.6%
2	RURAL	4188	47.4%

Warning: these figures indicate the number of cases found in the data file. They cannot be interpreted as summary statistics of the population of interest.

id6_cluster: cluster number

Information	[Type= discrete] [Format=character] [Missing=*]
Statistics [NW/ W]	[Valid=8836 /-] [Invalid=0 /-]
Literal question	Cluster Number

id7a_structure: id7a. structure id

Information	[Type= continuous] [Format=numeric] [Range= 1-520] [Missing=*]
Statistics [NW/ W]	[Valid=8836 /-] [Invalid=0 /-] [Mean=30.859 /-] [StdDev=27.591 /-]
Imputation	STRUCTURE ID

id7_hhnumber: household number

Information	[Type= discrete] [Format=numeric] [Range= 1-15] [Missing=*]
Statistics [NW/ W]	[Valid=8836 /-] [Invalid=0 /-]

File : NLFS_2023Q2_HOUSEHOLD IDENTIFICATION

id7_hhnumber: household number

Literal question HH Serial Number

Value	Label	Cases	Percentage
1		6487	73.4%
2		1362	15.4%
3		557	6.3%
4		214	2.4%
5		101	1.1%
6		50	0.6%
7		20	0.2%
8		15	0.2%
9		11	0.1%
10		5	0.1%
11		6	0.1%
12		3	0.0%
13		1	0.0%
14		3	0.0%
15		1	0.0%

Warning: these figures indicate the number of cases found in the data file. They cannot be interpreted as summary statistics of the population of interest.

weightnlfsq3: weight of each nlfs hh (raw, quarter 3)

Information [Type= continuous] [Format=numeric] [Range= 0.631041340268495-101.689630482621] [Missing=*]

Statistics [NW/ W] [Valid=8836 /-] [Invalid=0 /-] [Mean=20.095 /-] [StdDev=13.547 /-]

Recoding and Derivation weight of each nlfs hh (raw, quarter 2)

interviewdate: interview start date

Information [Type= discrete] [Format=character] [Missing=*]

Statistics [NW/ W] [Valid=8836 /-]

Literal question Time interview started (GMT)

Value	Label	Cases	Percentage
2023-05-31		138	1.6%
2023-06-01		194	2.2%
2023-06-02		176	2.0%
2023-06-03		159	1.8%
2023-06-04		69	0.8%
2023-06-05		1	0.0%
2023-06-07		174	2.0%
2023-06-08		197	2.2%
2023-06-09		165	1.9%
2023-06-10		123	1.4%
2023-06-11		74	0.8%
2023-06-12		4	0.0%
2023-06-14		155	1.8%
2023-06-15		182	2.1%
2023-06-16		175	2.0%

File : NLFS_2023Q2_HOUSEHOLD IDENTIFICATION

interviewdate: interview start date

Value	Label	Cases	Percentage
2023-06-17		138	1.6%
2023-06-18		88	1.0%
2023-06-19		1	0.0%
2023-06-20		1	0.0%
2023-06-21		173	2.0%
2023-06-22		183	2.1%
2023-06-23		152	1.7%
2023-06-24		139	1.6%
2023-06-25		86	1.0%
2023-06-26		5	0.1%
2023-06-27		2	0.0%
2023-07-05		135	1.5%
2023-07-06		197	2.2%
2023-07-07		157	1.8%
2023-07-08		152	1.7%
2023-07-09		81	0.9%
2023-07-11		1	0.0%
2023-07-12		137	1.6%
2023-07-13		193	2.2%
2023-07-14		174	2.0%
2023-07-15		139	1.6%
2023-07-16		99	1.1%
2023-07-17		1	0.0%
2023-07-19		140	1.6%
2023-07-20		190	2.2%
2023-07-21		166	1.9%
2023-07-22		146	1.7%
2023-07-23		95	1.1%
2023-07-24		4	0.0%
2023-07-26		173	2.0%
2023-07-27		200	2.3%
2023-07-28		158	1.8%
2023-07-29		124	1.4%
2023-07-30		82	0.9%
2023-07-31		2	0.0%
2023-08-02		155	1.8%
2023-08-03		194	2.2%
2023-08-04		164	1.9%
2023-08-05		127	1.4%
2023-08-06		94	1.1%
2023-08-07		2	0.0%
2023-08-08		1	0.0%
2023-08-09		157	1.8%

File : NLFS_2023Q2_HOUSEHOLD IDENTIFICATION

interviewdate: interview start date

Value	Label	Cases	Percentage
2023-08-10		193	<div></div> 2.2%
2023-08-11		167	<div></div> 1.9%
2023-08-12		138	<div></div> 1.6%
2023-08-13		82	<div></div> 0.9%
2023-08-14		3	<div></div> 0.0%
2023-08-16		161	<div></div> 1.8%
2023-08-17		189	<div></div> 2.1%
2023-08-18		144	<div></div> 1.6%
2023-08-19		157	<div></div> 1.8%
2023-08-20		85	<div></div> 1.0%
2023-08-21		2	<div></div> 0.0%
2023-08-23		156	<div></div> 1.8%
2023-08-24		185	<div></div> 2.1%
2023-08-25		163	<div></div> 1.8%
2023-08-26		140	<div></div> 1.6%
2023-08-27		76	<div></div> 0.9%
2023-08-28		1	<div></div> 0.0%

Warning: these figures indicate the number of cases found in the data file. They cannot be interpreted as summary statistics of the population of interest.

hhsize: household size

Information	[Type= continuous] [Format=numeric] [Range= 1-31] [Missing=*]
Statistics [NW/ W]	[Valid=8836 /-] [Invalid=0 /-] [Mean=5.3 /-] [StdDev=3.292 /-]
Recoding and Derivation	Household size

File : NLFS_2023Q2_INDIVIDUAL

interview_key: interview key (identifier in xx-xx-xx-xx format)

Information	[Type= discrete] [Format=character] [Missing=*]
Statistics [NW/ W]	[Valid=46839 /-] [Invalid=0 /-]
Imputation	Interview key (identifier in XX-XX-XX-XX format)

id1_zone: zone

Information	[Type= discrete] [Format=numeric] [Range= 1-6] [Missing=*]
Statistics [NW/ W]	[Valid=46839 /-] [Invalid=0 /-]
Literal question	ZONE

Value	Label	Cases	Percentage
1	NORTH CENTRAL	9221	19.7%
2	NORTH EAST	9332	19.9%
3	NORTH WEST	11735	25.1%
4	SOUTH EAST	4741	10.1%
5	SOUTH SOUTH	5908	12.6%
6	SOUTH WEST	5902	12.6%

Warning: these figures indicate the number of cases found in the data file. They cannot be interpreted as summary statistics of the population of interest.

id2_state: state

Information	[Type= discrete] [Format=numeric] [Range= 1-37] [Missing=*]
Statistics [NW/ W]	[Valid=46839 /-] [Invalid=0 /-]
Literal question	STATE

Value	Label	Cases	Percentage
1	SOKOTO	1533	3.3%
2	ZAMFARA	1671	3.6%
3	KATSINA	1793	3.8%
4	JIGAWA	1798	3.8%
5	YOBE	1839	3.9%
6	BORNO	1592	3.4%
7	ADAMAWA	1328	2.8%
8	GOMBE	1445	3.1%
9	BAUCHI	1798	3.8%
10	KANO	1638	3.5%
11	KADUNA	1645	3.5%
12	KEBBI	1657	3.5%
13	NIGER	1529	3.3%
14	FCT	1141	2.4%
15	NASARAWA	1467	3.1%
16	PLATEAU	1445	3.1%
17	TARABA	1330	2.8%
18	BENUE	1288	2.7%
19	KOGI	1202	2.6%
20	KWARA	1149	2.5%
21	OYO	1120	2.4%
22	OSUN	1005	2.1%

File : NLFS_2023Q2_INDIVIDUAL













id2_state: state

Value	Label	Cases	Percentage
23	EKITI	921	 2.0%
24	ONDO	962	 2.1%
25	EDO	858	 1.8%
26	ANAMBRA	959	 2.0%
27	ENUGU	876	 1.9%
28	EBONYI	1137	 2.4%
29	CROSS RIVER	999	 2.1%
30	AKWA IBOM	888	 1.9%
31	ABIA	891	 1.9%
32	IMO	971	 2.1%
33	RIVERS	986	 2.1%
34	BAYELSA	1066	 2.3%
35	DELTA	1018	 2.2%
36	LAGOS	959	 2.0%
37	OGUN	935	 2.0%

Warning: these figures indicate the number of cases found in the data file. They cannot be interpreted as summary statistics of the population of interest.



id3_lga: lga

Information	[Type= discrete] [Format=numeric] [Range= 101-37774] [Missing=*]
Statistics [NW/ W]	[Valid=46839 /-] [Invalid=0 /-]
Literal question	LGA

Value	Label	Cases	Percentage
101	GUDU	0	
102	BINJI	75	 0.2%
103	TANGAZA	57	 0.1%
104	GWADABAWA	73	 0.2%
105	ILLELA	147	 0.3%
106	GADA	108	 0.2%
107	SABON BIRNI	75	 0.2%
108	ISA	0	
109	GORONYO	119	 0.3%
110	WURNO	81	 0.2%
111	RABAH	0	
112	KWARE	110	 0.2%
113	SOKOTO SOUTH	114	 0.2%
114	SOKOTO NORTH	0	
115	WAMAKKO	133	 0.3%
116	SILAME	68	 0.1%
117	YABO	0	
118	BODINGA	65	 0.1%
119	DANGE SHUNI	111	 0.2%
120	TURETA	0	
121	SHAGARI	135	 0.3%
122	TAMBUWAL	62	 0.1%




























File : NLFS_2023Q2_INDIVIDUAL

id3_lga: lga

Value	Label	Cases	Percentage
123	KEBBE	0	
224	GUMMI	134	 0.3%
225	BUKKUYUM	0	
226	ANKA	147	 0.3%
227	BAKURA	0	
228	TALATA MAFARA	144	 0.3%
229	MARADUN	0	
230	SHINKAFI	0	
231	ZURMI	142	 0.3%
232	BIRNIN MAGAJI	69	 0.1%
233	KAURA NAMODA	175	 0.4%
234	TSAFE	0	
235	GUSAU	448	 1.0%
236	BUNGUDU	217	 0.5%
237	MARU	195	 0.4%
338	BAURE	0	
339	ZANGO	125	 0.3%
340	SANDAMU	0	
341	DUTSI	0	
342	DAURA	0	
343	MAI'ADUA	100	 0.2%
344	MASHI	69	 0.1%
345	KAITA	0	
346	KATSINA	308	 0.7%
347	JIBIA	72	 0.2%
348	BATSARI	0	
349	BATAGARAWA	0	
350	RIMI	173	 0.4%
351	MANI	58	 0.1%
352	INGAWA	75	 0.2%
353	KUSADA	0	
354	BINDAWA	0	
355	CHARANCHI	108	 0.2%
356	KURFI	0	
357	SAFANA	0	
358	DUTSIN MA	71	 0.2%
359	KANKIA	0	
360	MATAZU	0	
361	DAN MUSA	0	
362	KANKARA	0	
363	MUSAWA	160	 0.3%
364	MALUMFASHI	0	
365	KAFUR	146	 0.3%

File : NLFS_2023Q2_INDIVIDUAL

id3_lga: lga

Value	Label	Cases	Percentage
366	BAKORI	173	 0.4%
367	FASKARI	0	
368	SABUWA	0	
369	DANDUME	68	 0.1%
370	FUNTUA	0	
371	DANJA	87	 0.2%
472	RONI	0	
473	GWIWA	0	
474	YANKWASHI	130	 0.3%
475	KAZAURE	0	
476	BABURA	101	 0.2%
477	GARKI	0	
478	SULE TANKARKAR	137	 0.3%
479	GUMEL	0	
480	GAGARAWA	134	 0.3%
481	MAIGATARI	0	
482	KAUGAMA	0	
483	MALAM MADORI	0	
484	BIRNIWA	111	 0.2%
485	GURI	71	 0.2%
486	KIRIKASAMMA	80	 0.2%
487	HADEJIA	0	
488	AUYO	0	
489	KAFIN-HAUSA	171	 0.4%
490	MIGA	0	
491	TAURA	183	 0.4%
492	RINGIM	71	 0.2%
493	JAHUN	0	
494	KIYAWA	158	 0.3%
495	DUTSE	69	 0.1%
496	BIRNIN KUDU	127	 0.3%
497	BUJI	170	 0.4%
498	GWARAM	85	 0.2%
599	MACHINA	0	
5100	NGURU	169	 0.4%
5101	YUSUFARI	65	 0.1%
5102	YUNUSARI	136	 0.3%
5103	GEIDAM	68	 0.1%
5104	BURSARI	65	 0.1%
5105	KARASUWA	65	 0.1%
5106	BADE	100	 0.2%
5107	JAKUSKO	82	 0.2%
5108	FUNE	195	 0.4%

File : NLFS_2023Q2_INDIVIDUAL

id3_lga: lga

Value	Label	Cases	Percentage
5109	TARMUWA	0	
5110	DAMATURU	130	0.3%
5111	GUJBA	95	0.2%
5112	GULANI	152	0.3%
5113	FIKA	80	0.2%
5114	POTISKUM	341	0.7%
5115	NANGERE	96	0.2%
5116	MOBBAR	0	
6118	KUKAWA	0	
6120	GUBIO	86	0.2%
6121	MAGUMERI	104	0.2%
6122	KAGA	0	
6123	KONDUGA	69	0.1%
6124	MAIDUGURI	478	1.0%
6125	JERE	186	0.4%
6126	NGANZAI	0	
6127	MONGUNO	0	
6129	MAFA	72	0.2%
6130	DIKWA	0	
6131	NGALA	0	
6133	BAMA	0	
6134	GWOZA	65	0.1%
6135	DAMBOA	59	0.1%
6136	ASKIRA/UBA	103	0.2%
6137	CHIBOK	0	
6138	BIU	0	
6139	KWAYA KUSAR	56	0.1%
6140	BAYO	0	
6141	SHANI	123	0.3%
6142	HAWUL	191	0.4%
7143	MADAGALI	0	
7144	MICHIKA	107	0.2%
7145	MUBI NORTH	57	0.1%
7146	MUBI SOUTH	0	
7147	MAIHA	111	0.2%
7148	HONG	111	0.2%
7149	GOMBI	0	
7150	SONG	74	0.2%
7151	SHELLENG	119	0.3%
7152	GUYUK	63	0.1%
7153	LAMURDE	0	
7154	NUMAN	0	
7155	DEMSA	110	0.2%

File : NLFS_2023Q2_INDIVIDUAL

id3_lga: lga

Value	Label	Cases	Percentage
7156	YOLA NORTH	38	0.1%
7157	YOLA SOUTH	51	0.1%
7158	GIREI	63	0.1%
7159	FUFORE	52	0.1%
7160	MAYO-BELWA	61	0.1%
7161	JADA	246	0.5%
7162	GANYE	0	
7163	TOUNGO	65	0.1%
8164	DUKKU	138	0.3%
8165	NAFADA	60	0.1%
8166	FUNA KAYE	113	0.2%
8167	KWAMI	119	0.3%
8168	AKKO	361	0.8%
8169	GOMBE	132	0.3%
8170	YAMALTU-DEBA	186	0.4%
8171	BALANGA	29	0.1%
8172	KALTUNGO	172	0.4%
8173	BILLIRI	76	0.2%
8174	SHONGOM	59	0.1%
9175	ZAKI	51	0.1%
9176	GAMAWA	96	0.2%
9177	ITAS/GADAU	68	0.1%
9178	JAMA'ARE	0	
9179	KATAGUM	204	0.4%
9180	SHIRA	134	0.3%
9181	GIADE	0	
9182	MISAU	67	0.1%
9183	DAMBAN	0	
9184	DARAZO	168	0.4%
9185	GANJUWA	188	0.4%
9186	WARJI	0	
9187	NINGI	115	0.2%
9188	TORO	239	0.5%
9189	BAUCHI	153	0.3%
9190	KIRFI	72	0.2%
9191	ALKALERI	161	0.3%
9192	TAFAWA-BALEWA	0	
9193	DASS	82	0.2%
9194	BOGORO	0	
10195	KUNCHI	0	
10196	MAKODA	0	
10197	DAMBATTA	58	0.1%
10198	GABASAWA	84	0.2%

File : NLFS_2023Q2_INDIVIDUAL

id3_lga: lga

Value	Label	Cases	Percentage
10199	MINJIBIR	0	
10200	DAWAKIN TOFA	91	<div></div> 0.2%
10201	BICHI	0	
10202	TSANYAWA	0	
10203	SHANONO	0	
10204	BAGWAI	152	<div></div> 0.3%
10205	TOFA	0	
10206	UNGOGO	107	<div></div> 0.2%
10207	GWALE	0	
10208	DALA	63	<div></div> 0.1%
10209	FAGGE	0	
10210	NASARAWA(KANO)	117	<div></div> 0.2%
10211	KANO MUNICIPAL	0	
10212	TARAUNI	67	<div></div> 0.1%
10213	KUMBOTSO	134	<div></div> 0.3%
10214	GEZAWA	0	
10215	WARAWA	145	<div></div> 0.3%
10216	AJINGI	0	
10217	GAYA	0	
10218	WUDIL	0	
10219	DAWAKIN KUDU	71	<div></div> 0.2%
10220	MADOBI	0	
10221	RIMIN GADO	0	
10222	KABO	0	
10223	GWARZO	81	<div></div> 0.2%
10224	KARAYE	89	<div></div> 0.2%
10225	ROGO	0	
10226	KIRU	0	
10227	BEBEJI	71	<div></div> 0.2%
10228	GARUN MALAM	0	
10229	KURA	0	
10230	BUNKURE	0	
10231	RANO	133	<div></div> 0.3%
10232	KIBIYA	0	
10233	GARKO	0	
10234	ALBASU	50	<div></div> 0.1%
10235	TAKAI	62	<div></div> 0.1%
10236	SUMAILA	0	
10237	TUDUN WADA	63	<div></div> 0.1%
10238	DOGUWA	0	
11239	BIRNIN GWARI	0	
11240	GIWA	101	<div></div> 0.2%
11241	SABON GARI	0	

File : NLFS_2023Q2_INDIVIDUAL

id3_lga: lga

Value	Label	Cases	Percentage
11242	KUDAN	99	<div><div></div></div> 0.2%
11243	MAKARFI	0	
11244	IKARA	128	<div><div></div></div> 0.3%
11245	KUBAU	134	<div><div></div></div> 0.3%
11246	SOBA	67	<div><div></div></div> 0.1%
11247	ZARIA	132	<div><div></div></div> 0.3%
11248	IGABI	301	<div><div></div></div> 0.6%
11249	KADUNA NORTH	0	
11250	KADUNA SOUTH	57	<div><div></div></div> 0.1%
11251	CHIKUN	109	<div><div></div></div> 0.2%
11252	KAJURU	0	
11253	KAURU	110	<div><div></div></div> 0.2%
11254	LERE	78	<div><div></div></div> 0.2%
11255	ZANGON KATAF	0	
11256	KACHIA	107	<div><div></div></div> 0.2%
11257	KAGARKO	151	<div><div></div></div> 0.3%
11258	JABA	0	
11259	JEMAA	0	
11260	KAURA	0	
11261	SANGA	71	<div><div></div></div> 0.2%
12262	AREWA-DANDI	123	<div><div></div></div> 0.3%
12263	AUGIE	0	
12264	ARGUNGU	88	<div><div></div></div> 0.2%
12265	GWANDU	137	<div><div></div></div> 0.3%
12266	BIRNIN KEBBI	126	<div><div></div></div> 0.3%
12267	ALIERO	0	
12268	JEGA	97	<div><div></div></div> 0.2%
12269	MAIYAMA	113	<div><div></div></div> 0.2%
12270	KALGO	0	
12271	BUNZA	0	
12272	SURU	83	<div><div></div></div> 0.2%
12273	DANDI	112	<div><div></div></div> 0.2%
12274	BAGUDO	96	<div><div></div></div> 0.2%
12275	KOKO/BESSE	79	<div><div></div></div> 0.2%
12276	YAURI	81	<div><div></div></div> 0.2%
12277	NGASKI	85	<div><div></div></div> 0.2%
12278	SHANGA	67	<div><div></div></div> 0.1%
12279	FAKAI	158	<div><div></div></div> 0.3%
12280	ZURU	134	<div><div></div></div> 0.3%
12281	WASAGU/DANKO	0	
12282	SAKABA	78	<div><div></div></div> 0.2%
13283	AGWARA	0	
13284	BORGU	106	<div><div></div></div> 0.2%

File : NLFS_2023Q2_INDIVIDUAL

id3_lga: lga

Value	Label	Cases	Percentage
13285	MASHEGU	207	0.4%
13286	MAGAMA	84	0.2%
13287	RIJAU	59	0.1%
13288	KONTAGORA	59	0.1%
13289	MARIGA	120	0.3%
13290	RAFI	0	
13291	SHIRORO	64	0.1%
13292	MUNYA	0	
13293	CHANCHAGA	103	0.2%
13294	BOSSO	212	0.5%
13295	WUSHISHI	0	
13296	LAVUN	61	0.1%
13297	MOKWA	86	0.2%
13298	EDATTI	65	0.1%
13299	GBAKO	0	
13300	BIDA	45	0.1%
13301	KATCHA	0	
13302	AGAIE	128	0.3%
13303	LAPAI	0	
13304	PAIKORO	74	0.2%
13305	GURARA	0	
13306	SULEJA	56	0.1%
13307	TAFA	0	
14308	BWARI	211	0.5%
14309	ABUJA MUNICIPAL AREA COUNCIL	525	1.1%
14310	GWAGWALADA	213	0.5%
14311	ABAJI	0	
14312	KWALI	134	0.3%
14313	KUJE	58	0.1%
15314	KARU	379	0.8%
15315	KEFFI	83	0.2%
15316	KOKONA	53	0.1%
15317	AKWANGA	62	0.1%
15318	WAMBA	0	
15319	NASSARAWA EGGON	57	0.1%
15320	LAFIA	342	0.7%
15321	AWE	122	0.3%
15322	OBI(NASARAWA)	52	0.1%
15323	KEANA	0	
15324	DOMA	139	0.3%
15325	NASARAWA(NASARAWA)	130	0.3%
15326	TOTO	48	0.1%
16327	BASSA(PLATEAU)	130	0.3%































File : NLFS_2023Q2_INDIVIDUAL

id3_lga: lga

Value	Label	Cases	Percentage
16328	JOS NORTH	42	0.1%
16329	JOS EAST	0	
16330	JOS SOUTH	182	0.4%
16331	RIYOM	0	
16332	BARKIN LADI	0	
16333	MANGU	147	0.3%
16334	BOKKOS	51	0.1%
16335	QUA'N PAN	100	0.2%
16336	PANKSHIN	115	0.2%
16337	KANKE	0	
16338	KANAM	82	0.2%
16339	WASE	187	0.4%
16340	LANGTANG NORTH	45	0.1%
16341	MIKANG	165	0.4%
16342	SHENDAM	146	0.3%
16343	LANTANG SOUTH	53	0.1%
17344	KARIM LAMIDO	351	0.7%
17345	LAU	29	0.1%
17346	ARDO-KOLA	122	0.3%
17347	JALINGO	124	0.3%
17348	YORRO	135	0.3%
17349	ZING	0	
17350	GASSOL	123	0.3%
17351	IBI	58	0.1%
17352	WUKARI	0	
17353	BALI	36	0.1%
17354	GASHAKA	47	0.1%
17355	SARDAUNA	144	0.3%
17356	KURMI	44	0.1%
17357	USSA	0	
17358	TAKUM	117	0.2%
17359	DONGA	0	
18360	AGATU	0	
18361	APA	0	
18362	GWER WEST	42	0.1%
18363	MAKURDI	62	0.1%
18364	GUMA	67	0.1%
18365	LOGO	117	0.2%
18366	UKUM	125	0.3%
18367	KATSINA ALA	108	0.2%
18368	BURUKU	46	0.1%
18369	TARKA	0	
18370	GBOKO	173	0.4%

File : NLFS_2023Q2_INDIVIDUAL

id3_lga: lga

Value	Label	Cases	Percentage
18371	GWER EAST	51	 0.1%
18372	OTUKPO	44	 0.1%
18373	OHIMINI	0	
18374	OKPOKWU	0	
18375	OGBADIBO	0	
18376	ADO	108	 0.2%
18377	OBI(BENUE)	0	
18378	OJU	0	
18379	KONSHISHA	46	 0.1%
18380	USHONGO	112	 0.2%
18381	KWANDE	126	 0.3%
18382	VANDEIKYA	61	 0.1%
19383	YAGBA WEST	0	
19384	YAGBA EAST	83	 0.2%
19385	MOPA-MURO	0	
19386	IJUMU	0	
19387	KABBA_BUNU	42	 0.1%
19388	OKEHI	0	
19389	OGORI MAGONGO	45	 0.1%
19390	OKENE	48	 0.1%
19391	ADAVI	65	 0.1%
19392	AJAOKUTA	0	
19393	LOKOJA	158	 0.3%
19394	KOGI KOTON KERFE	0	
19395	BASSA(KOGI)	48	 0.1%
19396	DEKINA	207	 0.4%
19397	OMALA	0	
19398	ANKPA	169	 0.4%
19399	OLAMABORO	44	 0.1%
19400	OFU	149	 0.3%
19401	IGALAMELA-ODOLU	102	 0.2%
19402	IDAH	0	
19403	IBAJI	42	 0.1%
20404	BARUTEN	187	 0.4%
20405	KAIAMA	163	 0.3%
20406	MORO	42	 0.1%
20407	EDU	112	 0.2%
20408	PATIGI	78	 0.2%
20409	IFELODUN(KWARA)	103	 0.2%
20410	ILORIN SOUTH	135	 0.3%
20411	ILORIN EAST	91	 0.2%
20412	ILORIN WEST	37	 0.1%
20413	ASA	116	 0.2%





























File : NLFS_2023Q2_INDIVIDUAL

id3_lga: lga

Value	Label	Cases	Percentage
20414	OYUN	0	
20415	OFFA	85	<div></div> 0.2%
20416	IREPODUN(KWARA)	0	
20417	ISIN	0	
20418	OKE-ERO	0	
20419	EKITI	0	
21420	IREPO	0	
21421	OLORUNSOGO	0	
21422	ORELOPE	59	<div></div> 0.1%
21423	SAKI EAST	61	<div></div> 0.1%
21424	SAKI WEST	0	
21425	ATISBO	57	<div></div> 0.1%
21426	ITESIWAJU	0	
21427	ATIBA	78	<div></div> 0.2%
21428	ORIIRE	0	
21429	OGBOMOSO NORTH	0	
21430	SURULERE(OYO)	43	<div></div> 0.1%
21431	OGBOMOSO SOUTH	0	
21432	OGO-OLUWA	0	
21433	OYO EAST	0	
21434	OYO WEST	44	<div></div> 0.1%
21435	ISEYIN	0	
21436	KAJOLA	0	
21437	IWAJOWA	114	<div></div> 0.2%
21438	IBARAPA-NORTH	0	
21439	IBARAPA CENTRAL	0	
21440	IBARAPA-EAST	0	
21441	IDO	124	<div></div> 0.3%
21442	AFIJIO	0	
21443	AKINYELE	96	<div></div> 0.2%
21444	LAGELU	46	<div></div> 0.1%
21445	IBADAN NORTH	46	<div></div> 0.1%
21446	IBADAN NORTHWEST	0	
21447	IBADAN SOUTH WEST	48	<div></div> 0.1%
21448	IBADAN SOUTH EAST	24	<div></div> 0.1%
21449	IBADAN NORTH EAST	0	
21450	EGBEDA	93	<div></div> 0.2%
21451	ONA ARA	91	<div></div> 0.2%
21452	OLUYOLE	96	<div></div> 0.2%
22453	IFEDAYO	0	
22454	ILA	0	
22455	BOLUWADURO	29	<div></div> 0.1%
22456	ODO OTIN	41	<div></div> 0.1%































File : NLFS_2023Q2_INDIVIDUAL

id3_lga: lga

Value	Label	Cases	Percentage
22457	IFELODUN(OSUN)	46	 0.1%
22458	OLORUNDA	0	
22459	IREPODUN(OSUN)	98	 0.2%
22460	OROLU	0	
22461	EGBEDORE	83	 0.2%
22462	OSOGBO	52	 0.1%
22463	BORIPPE	0	
22464	OBOKUN	45	 0.1%
22465	ORIADE	55	 0.1%
22466	ILESHE EAST	46	 0.1%
22467	ATAKUMOSA WEST	0	
22468	ILESHE WEST	76	 0.2%
22469	EDE NORTH	50	 0.1%
22470	EDE SOUTH	48	 0.1%
22471	EJIGBO	0	
22472	OLA-OLUWA	0	
22473	IWO	38	 0.1%
22474	AYEDIRE	0	
22475	IREWOLE	77	 0.2%
22476	ISOKAN	0	
22477	AIYEDADE	34	 0.1%
22478	IFE NORTH	0	
22479	IFE CENTRAL	84	 0.2%
22480	IFE EAST	66	 0.1%
22481	ATAKUNMOSA EAST	0	
22482	IFE SOUTH	37	 0.1%
23483	MOBA	41	 0.1%
23484	ILEJEMEJE	31	 0.1%
23485	OYE	0	
23486	IKOLE	61	 0.1%
23487	EKITI-EAST	0	
23488	GBONYIN	140	 0.3%
23489	ADO EKITI	284	 0.6%
23490	IREPODUN/IFELODUN	0	
23491	IDO_OSI	35	 0.1%
23492	IJERO	82	 0.2%
23493	EKITI WEST	40	 0.1%
23494	EFON	0	
23495	EKITI SOUTH WEST	66	 0.1%
23496	IKERE	54	 0.1%
23497	ISE ORUN	52	 0.1%
23498	EMURE	35	 0.1%
24499	AKOKO NORTH WEST	0	

File : NLFS_2023Q2_INDIVIDUAL

id3_lga: lga

Value	Label	Cases	Percentage
24500	AKOKO NORTH EAST	87	 0.2%
24501	AKOKO SOUTH EAST	0	
24502	AKOKO SOUTH WEST	0	
24503	OSE	34	 0.1%
24504	OWO	55	 0.1%
24505	AKURE NORTH	78	 0.2%
24506	AKURE SOUTH	121	 0.3%
24507	IFEDORE	0	
24508	ILE OLUJI/OKEIGBO	69	 0.1%
24509	ONDO WEST	82	 0.2%
24510	ONDO EAST	0	
24511	IDANRE	38	 0.1%
24512	ODIGBO	114	 0.2%
24513	OKITIPUPA	91	 0.2%
24514	IRELE	0	
24515	ESE-ODO	95	 0.2%
24516	ILAJE	98	 0.2%
25517	AKOKO-EDO	31	 0.1%
25518	ETSAKO EAST	43	 0.1%
25519	ETSAKO CENTRAL	0	
25520	ETSAKO WEST	48	 0.1%
25521	OWAN EAST	93	 0.2%
25522	OWAN WEST	0	
25523	ESAN WEST	66	 0.1%
25524	ESAN CENTRAL	0	
25525	ESAN NORTH EAST	38	 0.1%
25526	ESAN SOUTH EAST	0	
25527	IGUEBEN	0	
25528	UHUNMWONDE	104	 0.2%
25529	OVIA NORTH EAST	36	 0.1%
25530	OVIA SOUTH WEST	44	 0.1%
25531	EGOR	33	 0.1%
25532	OREDO	111	 0.2%
25533	IKPOBA-OKHA	151	 0.3%
25534	ORHIONMWON	60	 0.1%
26535	ANAMBRA WEST	43	 0.1%
26536	AYAMELUM	41	 0.1%
26537	AWKA NORTH	77	 0.2%
26538	ANAMBRA EAST	0	
26539	OYI	80	 0.2%
26540	DUNUKOFIA	49	 0.1%
26541	NJIKOKA	0	
26542	AWKA SOUTH	0	































File : NLFS_2023Q2_INDIVIDUAL

id3_lga: lga

Value	Label	Cases	Percentage
26543	ORUMBA NORTH	39	0.1%
26544	ANAOCHA	78	0.2%
26545	IDEMILI NORTH	126	0.3%
26546	ONITSHA NORTH	0	
26547	ONITSHA SOUTH	0	
26548	OGBARU	93	0.2%
26549	IDEMILI SOUTH	0	
26550	NNEWI NORTH	36	0.1%
26551	EKWUSIGO	80	0.2%
26552	IHIALA	49	0.1%
26553	NNEWI SOUTH	70	0.1%
26554	AGUATA	62	0.1%
26555	ORUMBA SOUTH	36	0.1%
27556	IGBO-EZE NORTH	97	0.2%
27557	IGBO-EZE SOUTH	47	0.1%
27558	UDENU	77	0.2%
27559	ISI-UZO	88	0.2%
27560	IGBO-ETITI	0	
27561	NSUKKA	126	0.3%
27562	UZO UWANI	35	0.1%
27563	EZEAGU	25	0.1%
27564	UDI	91	0.2%
27565	ENUGU EAST	27	0.1%
27566	NKANU EAST	67	0.1%
27567	ENUGU NORTH	0	
27568	ENUGU SOUTH	36	0.1%
27569	NKANU WEST	78	0.2%
27570	ANINRI	35	0.1%
27571	AWGU	26	0.1%
27572	OJI-RIVER	21	0.0%
28573	ISHIELU	62	0.1%
28574	OHauKWU	103	0.2%
28575	EBONYI	199	0.4%
28576	IZZI	212	0.5%
28577	ABAKALIki	57	0.1%
28578	EZZA NORTH	121	0.3%
28579	EZZA SOUTH	45	0.1%
28580	IKWO	108	0.2%
28581	ONICHA	41	0.1%
28582	OHaoZARA	60	0.1%
28583	AFIKPO NORTH	81	0.2%
28584	AFIKPO SOUTH	0	
28585	IVO	48	0.1%

File : NLFS_2023Q2_INDIVIDUAL

id3_lga: lga

Value	Label	Cases	Percentage
29586	YALA	92	 0.2%
29587	BEKWARRA	32	 0.1%
29588	OGOJA	79	 0.2%
29589	OBUDU	96	 0.2%
29590	OBANLIKU	44	 0.1%
29591	BOKI	45	 0.1%
29592	ETUNG	44	 0.1%
29593	IKOM	39	 0.1%
29594	OBUBRA	108	 0.2%
29595	YAKURR	100	 0.2%
29596	ABI	0	
29597	BIASE	24	 0.1%
29598	AKAMKPA	69	 0.1%
29599	ODUKPANI	0	
29600	CALABAR SOUTH	40	 0.1%
29601	CALABAR-MUNICIPAL	144	 0.3%
29602	AKPABUYO	43	 0.1%
29603	BAKASSI	0	
30604	INI	0	
30605	OBOT AKARA	86	 0.2%
30606	IKOT-EKPENE	0	
30607	IKONO	33	 0.1%
30608	IBIONO IBOM	33	 0.1%
30609	ITU	27	 0.1%
30610	URUAN	97	 0.2%
30611	UYO	27	 0.1%
30612	ABAK	83	 0.2%
30613	ESSIEN UDIM	33	 0.1%
30614	IKA	0	
30615	ETIM EKPO	95	 0.2%
30616	UKANAFUN	0	
30617	ORUK ANAM	74	 0.2%
30618	MKPAT ENIN	0	
30619	ETINAN	36	 0.1%
30620	NSIT IBOM	0	
30621	IBESIKPO ASUTAN	65	 0.1%
30622	NSIT ATAI	0	
30623	OKOBO	48	 0.1%
30624	ORON	0	
30625	UDUNG UKO	0	
30626	MBO	0	
30627	URUE-OFFONG/ORUKO	16	 0.0%
30628	ESIT EKET	57	 0.1%





























File : NLFS_2023Q2_INDIVIDUAL

id3_lga: lga

Value	Label	Cases	Percentage
30629	NSIT UBIUM	0	
30630	EKET	50	<div></div> 0.1%
30631	ONNA	0	
30632	IBENO	0	
30633	EASTERN OBOLO	0	
30634	IKOT ABASI	28	<div></div> 0.1%
31635	UMU-NNEOCHI	63	<div></div> 0.1%
31636	ISUIKWUATO	0	
31637	BENDE	34	<div></div> 0.1%
31638	OHAFIA	66	<div></div> 0.1%
31639	AROCHUKWU	69	<div></div> 0.1%
31640	UMUAHIA NORTH	46	<div></div> 0.1%
31641	UMUAHIA SOUTH	65	<div></div> 0.1%
31642	IKWUANO	32	<div></div> 0.1%
31643	ISIALA-NGWA NORTH	68	<div></div> 0.1%
31644	ISIALA-NGWA SOUTH	95	<div></div> 0.2%
31645	OBI NGWA	33	<div></div> 0.1%
31646	ABA NORTH	78	<div></div> 0.2%
31647	OSISIOMA NGWA	33	<div></div> 0.1%
31648	ABA SOUTH	168	<div></div> 0.4%
31649	UGWUNAGHO	0	
31650	UKWA EAST	0	
31651	UKWA WEST	41	<div></div> 0.1%
32652	IDEATO NORTH	0	
32653	OKIGWE	0	
32654	UNUIMO	35	<div></div> 0.1%
32655	IDEATO SOUTH	0	
32656	ORLU	0	
32657	ORSU	0	
32658	ORU EAST	0	
32659	ORU WEST	0	
32660	OGUTA	0	
32661	MBAITOLI	43	<div></div> 0.1%
32662	NJABA	0	
32663	ISU	0	
32664	NKWERRE	47	<div></div> 0.1%
32665	NWANGELE	37	<div></div> 0.1%
32666	ISIALA MBANO	46	<div></div> 0.1%
32667	EHIME-MBANO	71	<div></div> 0.2%
32668	IHITTE/UBOMA	0	
32669	OBOWO	39	<div></div> 0.1%
32670	EZINI HITTE	55	<div></div> 0.1%
32671	AHIAZU-MBAISE	39	<div></div> 0.1%

File : NLFS_2023Q2_INDIVIDUAL

id3_lga: lga

Value	Label	Cases	Percentage
32672	ABOH-MBAISE	91	 0.2%
32673	IKEDURU	75	 0.2%
32674	OWERRI-NORTH	114	 0.2%
32675	OWERRI-MUNICIPAL	81	 0.2%
32676	OWERRI-WEST	112	 0.2%
32677	OHAJI/EGBEMA	86	 0.2%
32678	NGOR-OKPALA	0	
33679	OGBA/EGBEMA/NDONI	106	 0.2%
33680	AHOADA EAST	0	
33681	AHOADA WEST	0	
33682	ABUA/ODUAL	49	 0.1%
33683	AKUKU TORU	0	
33684	DEGEMA	0	
33685	ASARI-TORU	0	
33686	EMOHUA	97	 0.2%
33687	IKWERRE	95	 0.2%
33688	ETCHE	54	 0.1%
33689	OMUMMA	0	
33690	OBIO/AKPOR	258	 0.6%
33691	PORT-HARCOURT	109	 0.2%
33692	OKRIKA	0	
33693	ELEME	45	 0.1%
33694	OYIGBO	0	
33695	KHANA	110	 0.2%
33696	GOKANA	35	 0.1%
33697	TAI	28	 0.1%
33698	OGU/BOLO	0	
33699	BONNY	0	
33700	ANDONI	0	
34702	EKEREMOR	128	 0.3%
34703	SAGBAMA	129	 0.3%
34704	KOLOKUMA/OPOKUMA	0	
34705	YENAGOA	448	 1.0%
34706	OGBIA	128	 0.3%
34707	SOUTHERN IJAW	117	 0.2%
34708	BRASS	68	 0.1%
34709	NEMBE	48	 0.1%
35710	IKA SOUTH	83	 0.2%
35711	IKA NORTH EAST	0	
35712	ANIOCHA NORTH	32	 0.1%
35713	OSHIMILI NORTH	66	 0.1%
35714	ANIOCHA SOUTH	0	
35715	OSHIMILI SOUTH	106	 0.2%

File : NLFS_2023Q2_INDIVIDUAL

id3_lga: lga

Value	Label	Cases	Percentage
35716	NDOKWA EAST	28	0.1%
35717	NDOKWA WEST	0	
35718	UKWUANI	71	0.2%
35719	UGHELLI NORTH	43	0.1%
35720	ETHIOPE EAST	103	0.2%
35721	ISOKO NORTH	0	
35722	ISOKO SOUTH	92	0.2%
35723	PATANI	0	
35724	UGHELLI SOUTH	0	
35725	UVWIE	48	0.1%
35726	OKPE	127	0.3%
35727	ETHIOPE WEST	46	0.1%
35728	SAPELE	98	0.2%
35729	WARRI NORTH	0	
35730	WARRI SOUTH WEST	41	0.1%
35731	WARRI SOUTH	0	
35732	UDU	0	
35733	BURUTU	34	0.1%
35734	BOMADI	0	
36735	BADAGRY	101	0.2%
36736	OJO	26	0.1%
36737	AMUWO ODOFIN	82	0.2%
36738	ALIMOSHO	230	0.5%
36739	AGEGE	44	0.1%
36740	IFAKO-IJAIYE	0	
36741	IKEJA	40	0.1%
36742	OSHODI ISOLO	90	0.2%
36743	MUSHIN	42	0.1%
36744	SURULERE(LAGOS)	0	
36745	AJEROMI-IFELODUN	34	0.1%
36746	APAPA	0	
36747	LAGOS ISLAND	0	
36748	LAGOS MAIN LAND	0	
36749	SOMOLU	0	
36750	KOSOFE	36	0.1%
36751	IKORODU	131	0.3%
36752	ETI-OSA	60	0.1%
36753	IBEJU-LEKKI	0	
36754	EPE	43	0.1%
37755	IMEKO_AFON	0	
37756	EGBADO NORTH	76	0.2%
37757	ABEOKUTA NORTH	0	
37758	ABEOKUTA SOUTH	36	0.1%

File : NLFS_2023Q2_INDIVIDUAL

id3_lga: lga

Value	Label	Cases	Percentage
37759	ODEDA	0	
37760	OBAFEMI OWOODE	143	0.3%
37761	EWEKORO	0	
37762	EGBADO SOUTH	31	0.1%
37763	IPOKIA	0	
37764	ADO-ODO_OTA	297	0.6%
37765	IFO	167	0.4%
37766	SAGAMU	78	0.2%
37767	IKENNE	0	
37768	REMO NORTH	0	
37769	IJEBU NORTH	60	0.1%
37770	ODOGBOLU	0	
37771	IJEBU ODE	0	
37772	IJEBU NORTH EAST	0	
37773	IJEBU EAST	47	0.1%
37774	OGUN WATERSIDE	0	

Warning: these figures indicate the number of cases found in the data file. They cannot be interpreted as summary statistics of the population of interest.

id4b_ea: ea code

Information	[Type= discrete] [Format=character] [Missing=*]
Statistics [NW/ W]	[Valid=46839 /-] [Invalid=0 /-]
Literal question	EA CODE

id5_sector: sector

Information	[Type= discrete] [Format=numeric] [Range= 1-2] [Missing=*]
Statistics [NW/ W]	[Valid=46839 /-] [Invalid=0 /-]
Literal question	SECTOR

Value	Label	Cases	Percentage
1	URBAN	22320	47.7%
2	RURAL	24519	52.3%

Warning: these figures indicate the number of cases found in the data file. They cannot be interpreted as summary statistics of the population of interest.

id6_cluster: cluster number

Information	[Type= discrete] [Format=character] [Missing=*]
Statistics [NW/ W]	[Valid=46839 /-] [Invalid=0 /-]
Literal question	Cluster Number

id7a_structure: id7a. structure id

Information	[Type= continuous] [Format=numeric] [Range= 1-520] [Missing=*]
Statistics [NW/ W]	[Valid=46839 /-] [Invalid=0 /-]
Imputation	STRUCTURE ID

id7_hhnumber: household number

Information	[Type= discrete] [Format=numeric] [Range= 1-15] [Missing=*]
Statistics [NW/ W]	[Valid=46839 /-] [Invalid=0 /-]

File : NLFS_2023Q2_INDIVIDUAL

id7_hhnumber: household number

Literal question HH Serial Number

hhroster_id: id in hhroster

Information [Type= continuous] [Format=numeric] [Range= 1-33] [Missing=*]

Statistics [NW/ W] [Valid=46834 /-] [Invalid=5 /-]

Literal question HH Serial Number

weightnlfsq3: weight of each nlfs hh (raw, quarter 3)

Information [Type= continuous] [Format=numeric] [Range= 0.631041340268495-101.689630482621] [Missing=*]

Statistics [NW/ W] [Valid=46839 /-] [Invalid=0 /-] [Mean=21.35 /-] [StdDev=13.888 /-]

Recoding and Derivation Weight of each NLFS HH (raw, Quarter 2)

dc3: sex

Information [Type= discrete] [Format=numeric] [Range= 1-2] [Missing=*]

Statistics [NW/ W] [Valid=46834 /-] [Invalid=5 /-]

Literal question SEX

Value	Label	Cases	Percentage
1	MALE	23496	50.2%
2	FEMALE	23338	49.8%
Sysmiss		5	

Warning: these figures indicate the number of cases found in the data file. They cannot be interpreted as summary statistics of the population of interest.

dc4: what is (nameâ€™s) relationship to the head of the household?

Information [Type= discrete] [Format=numeric] [Range= 1-16] [Missing=*]

Statistics [NW/ W] [Valid=46834 /-] [Invalid=5 /-]

Literal question What is relationship to the head of the household?

Value	Label	Cases	Percentage
1	HEAD	8836	18.9%
2	SPOUSE	7594	16.2%
3	OWN CHILD	26874	57.4%
4	STEP CHILD	179	0.4%
5	ADOPTED CHILD	42	0.1%
6	GRANDCHILD	1478	3.2%
7	BROTHER/SISTER	643	1.4%
8	NIECE/NEPHEW	346	0.7%
9	BROTHER/SISTER-IN-LAW	154	0.3%
10	PARENT	290	0.6%
11	PARENT-IN-LAW	19	0.0%
12	DOMESTIC HELP (RESIDENT)	78	0.2%
14	OTHER RELATIVES (SPECIFY)	97	0.2%
15	OTHER NON-RELATIVES (SPECIFY)	72	0.2%
16	SON-IN-LAW/DAUGHTER-IN-LAW	132	0.3%
Sysmiss		5	

Warning: these figures indicate the number of cases found in the data file. They cannot be interpreted as summary statistics of the population of interest.

File : NLFS_2023Q2_INDIVIDUAL			
# dc5: what is [name]’s age in completed years?			
Information	[Type= continuous] [Format=numeric] [Range= 0-100] [Missing=*]		
Statistics [NW/ W]	[Valid=46834 -/] [Invalid=5 -/] [Mean=22.582 -/] [StdDev=18.582 -/]		
Literal question	AGE (in completed) years?		
# dc5b: (for under 5s) months since last birthday			
Information	[Type= discrete] [Format=numeric] [Range= 0-11] [Missing=*]		
Statistics [NW/ W]	[Valid=6246 -/] [Invalid=40593 -/] [Mean=4.397 -/] [StdDev=2.965 -/]		
Literal question	If under 5 years) Months since last birthday?		
# dc6: what is (name’s) present marital status?			
Information	[Type= discrete] [Format=numeric] [Range= 1-7] [Missing=*]		
Statistics [NW/ W]	[Valid=29961 -/] [Invalid=16878 -/]		
Literal question	What is (NAME) present marital status?		
Value	Label	Cases	Percentage
1	MARRIED (MONOGAMOUS)	11459	<div><div></div></div> 38.2%
2	MARRIED (POLYGAMOUS)	3266	<div><div></div></div> 10.9%
3	INFORMAL/LOOSE UNION	79	<div><div></div></div> 0.3%
4	DIVORCED	115	<div><div></div></div> 0.4%
5	SEPARATED	379	<div><div></div></div> 1.3%
6	WIDOWED	1474	<div><div></div></div> 4.9%
7	NEVER MARRIED	13189	<div><div></div></div> 44.0%
Sysmiss		16878	
Warning: these figures indicate the number of cases found in the data file. They cannot be interpreted as summary statistics of the population of interest.			
# ed2: is this person answering for himself/ herself?			
Information	[Type= discrete] [Format=numeric] [Range= 1-2] [Missing=*]		
Statistics [NW/ W]	[Valid=43516 -/] [Invalid=3323 -/]		
Literal question	Is this person answering for himself/herself?		
Post-question	If ED2 = 1 GO TO ED4		
Value	Label	Cases	Percentage
1	YES	23924	<div><div></div></div> 55.0%
2	NO	19592	<div><div></div></div> 45.0%
Sysmiss		3323	
Warning: these figures indicate the number of cases found in the data file. They cannot be interpreted as summary statistics of the population of interest.			
# ed3: who is responding for			
Information	[Type= discrete] [Format=numeric] [Range= 1-19] [Missing=*]		
Statistics [NW/ W]	[Valid=19592 -/] [Invalid=27247 -/]		
Literal question	Have you (NAME) ever attendend school?		
Interviewer's instructions	Write the ID CODE of the respondent		
Value	Label	Cases	Percentage
1		12657	<div><div></div></div> 64.6%
2		5300	<div><div></div></div> 27.1%
3		748	<div><div></div></div> 3.8%

File : NLFS_2023Q2_INDIVIDUAL

ed3: who is responding for

Value	Label	Cases	Percentage
4		325	1.7%
5		157	0.8%
6		119	0.6%
7		61	0.3%
8		73	0.4%
9		61	0.3%
10		18	0.1%
11		18	0.1%
12		20	0.1%
13		1	0.0%
14		8	0.0%
15		5	0.0%
17		20	0.1%
19		1	0.0%
Sysmiss		27247	

Warning: these figures indicate the number of cases found in the data file. They cannot be interpreted as summary statistics of the population of interest.

ed4: have you [name] ever attended school?

Information	[Type= discrete] [Format=numeric] [Range= 1-2] [Missing=*]
Statistics [NW/ W]	[Valid=43516 /-] [Invalid=3323 /-]
Literal question	Have you (NAME) ever attendend school?
Post-question	If ED4 = 1 GO TO ED6

Value	Label	Cases	Percentage
1	YES	38208	87.8%
2	NO	5308	12.2%
Sysmiss		3323	

Warning: these figures indicate the number of cases found in the data file. They cannot be interpreted as summary statistics of the population of interest.

ed5: what was the main reason you never attended school?

Information	[Type= discrete] [Format=numeric] [Range= 1-13] [Missing=*]
Statistics [NW/ W]	[Valid=5308 /-] [Invalid=41531 /-]
Literal question	What was the main reason you (NAME) never attended school?
Post-question	NEXT SECTION/PERSON

Value	Label	Cases	Percentage
1	Too young	1725	32.5%
2	Too far away	570	10.7%
3	Too expensive	183	3.4%
4	Working (home or job)	34	0.6%
5	Lack of money	618	11.6%
6	Death of parent(s)	81	1.5%
7	Separation of parents	36	0.7%
8	Does not have interest	436	8.2%
9	Parents do not think it is important	1524	28.7%

File : NLFS_2023Q2_INDIVIDUAL

ed5: what was the main reason you never attended school?

Value	Label	Cases	Percentage
10	Own illness	38	0.7%
11	Illness of a parent	5	0.1%
12	Disability	18	0.3%
13	Others (specify)	40	0.8%
Sysmiss		41531	

Warning: these figures indicate the number of cases found in the data file. They cannot be interpreted as summary statistics of the population of interest.

ed6: ed6. what is the highest educational level you completed?

Information	[Type= discrete] [Format=numeric] [Range= 0-424] [Missing=*]
Statistics [NW/ W]	[Valid=38208 /-] [Invalid=8631 /-]
Literal question	What is the highest educational level you (NAME) completed?

Value	Label	Cases	Percentage
0	NONE	729	1.9%
1	N1	816	2.1%
2	N2	1096	2.9%
3	PRE-NURSERY	654	1.7%
11	P1	1742	4.6%
12	P2	1632	4.3%
13	P3	1548	4.1%
14	P4	1198	3.1%
15	P5	1164	3.0%
16	P6	4135	10.8%
21	JS1	977	2.6%
22	JS2	1052	2.8%
23	JS3	1525	4.0%
24	SS1	880	2.3%
25	SS2	1008	2.6%
26	SS3	7007	18.3%
27	LOWER 6	0	
28	UPPER 6	1	0.0%
31	TEACHER CERTIFICATE GRADE II (TCGDII)	24	0.1%
33	MODERN SCHOOL	18	0.0%
34	NCE	769	2.0%
35	NURSING SCHOOL	102	0.3%
41	POLY/PROF	42	0.1%
43	HIGHER DEGREE	585	1.5%
51	QUARANIC	5448	14.3%
52	INTEGRATED ISLAMIC EDUCATION (ISLAMIYYA, TSANGAYA, OR QUR'AN	1715	4.5%
61	ADULT EDUCATION	6	0.0%
62	BASIC LITERACY PROGRAM	1	0.0%
63	POST LITERACY I	1	0.0%
64	POST LITERACY II	2	0.0%
321	SECONDARY VOCATIONAL/TECHNICAL/COMMERCIAL	70	0.2%

File : NLFS_2023Q2_INDIVIDUAL

ed6: ed6. what is the highest educational level you completed?

Value	Label	Cases	Percentage
322	TERTIARY VOCATIONAL/TECHNICAL/COMMERCIAL	29	0.1%
411	OND1/ND1,OND2/ND2	721	1.9%
412	HND1,HND2	454	1.2%
421	UNIVERSITY - LEVELS 100, 200 OR 300	349	0.9%
422	UNIVERSITY - 400 LEVEL	558	1.5%
423	UNIVERSITY - 500 LEVEL	118	0.3%
424	UNIVERSITY - 600 LEVEL	32	0.1%
Sysmiss		8631	

Warning: these figures indicate the number of cases found in the data file. They cannot be interpreted as summary statistics of the population of interest.

ed7: what is your highest qualification attained?

Information	[Type= discrete] [Format=numeric] [Range= 1-96] [Missing=*]
Statistics [NW/ W]	[Valid=38208 /-] [Invalid=8631 /-]
Literal question	What is your (NAME'S) highest qualification obtained?

Value	Label	Cases	Percentage
1	NONE	16880	44.2%
2	FIRST SCHOOL LEAVING CERTIFICATE (FSLC)	6217	16.3%
3	MODERN SCHOOL LEAVING CERTIFICATE (MSLC)	16	0.0%
5	JUNIOR SECONDARY SCHOOL CERTIFICATE (JSS)	3416	8.9%
6	SENIOR SECONDARY SCHOOL CERTIFICATE (SSS) / O LEVEL™	7576	19.8%
7	ADVANCED (A) LEVEL	32	0.1%
8	NC/ND/NURSING	1404	3.7%
9	BA/BSC/HND	1525	4.0%
10	TECH/PROF	34	0.1%
11	MASTERS	119	0.3%
12	DOCTORATE	20	0.1%
41	VOC/COMM CERTIFICATE	33	0.1%
42	VOC/COMM DIPLOMA	101	0.3%
96	OTHER (SPECIFY)	835	2.2%
Sysmiss		8631	

Warning: these figures indicate the number of cases found in the data file. They cannot be interpreted as summary statistics of the population of interest.

ed7ots: other specify

Information	[Type= discrete] [Format=character] [Missing=*]
Statistics [NW/ W]	[Valid=835 /-] [Invalid=0 /-]
Pre-question	What is your (NAME'S) highest qualification obtained?
Literal question	Other Specify

Value	Label	Cases	Percentage
ARABIC		159	19.0%
ARABIC SCHOOL.		1	0.1%
ARABIC.		1	0.1%

File : NLFS_2023Q2_INDIVIDUAL

ed7ots: other specify

Value	Label	Cases	Percentage
ARBAUNA HADITH		1	0.1%
B.ENG (BACHELOR'S OF ENGINEERING)		1	0.1%
COMPLETE QURAN		2	0.2%
DIPLOMA		1	0.1%
GRADE 11 TEACHERS CERTIFICATE		1	0.1%
HE CAN READ AND WRITE QURA'AN.		1	0.1%
HE CAN READ QURA'AN		4	0.5%
HE CAN READ THE QURA'AN		3	0.4%
HIGH ISLAMIYA SCHOOL		2	0.2%
HOME MADRASA		3	0.4%
HOW TO READ AND WRITE QURA'AN		3	0.4%
INTEGRATED ISLAMIYA SCHOOL		1	0.1%
INTEGRATED QURANIC ISLAMIC		1	0.1%
INTEGRATED QURANIC ISLAMIC SCHOOL		74	8.9%
INTERGRATED ISLAMIYA AND QURANIC KNOWLEDGE		1	0.1%
INTERGRATED ISLAMIYA SCHOOL		1	0.1%
ISLAMIC		1	0.1%
ISLAMIC SCHOOL		38	4.6%
ISLAMIC SCHOOL.		1	0.1%
ISLAMIYA AND ARABIC SCHOOL		1	0.1%

File : NLFS_2023Q2_INDIVIDUAL

ed7ots: other specify

Value	Label	Cases	Percentage
ISLAMIYA INTERGRATED SCHOOL		1	0.1%
ISLAMIYA QURANIC ISLAMIC SCHOOL		1	0.1%
ISLAMIYA SCHOOL		1	0.1%
ISLAMIYYA		1	0.1%
LAW SCHOOL.		1	0.1%
MADRAZA ARABIC KNOWLEDGE SCHOOL		2	0.2%
MBBS (MEDICAL DOCTOR)		1	0.1%
N.C.E		1	0.1%
NATIONAL CERTIFICATE OF EDUCATION		6	0.7%
NCE		10	1.2%
NCE CERTIFICATE		1	0.1%
NCE CERTIFICATE		1	0.1%
ORDINARY NATIONAL DIPLOMA CERTIFICATE		1	0.1%
POST GRADUATE DIPLOMA IN EDUCATION		1	0.1%
PROFESSOR		1	0.1%
QUARANIC		1	0.1%
QUARANIC EDUCATION		7	0.8%
QUARANIC ISLAMIC SCHOOL		1	0.1%
QUARANIC SCHOOL		65	7.8%
QUR-AN		9	1.1%
QUR-AN.		1	0.1%
QURA'AN		85	10.2%
QURA'AN, SHE CAN READ AND WRITE		1	0.1%
QURA'AN, HE KNOWS HOW		1	0.1%

File : NLFS_2023Q2_INDIVIDUAL

ed7ots: other specify

Value	Label	Cases	Percentage
TO READ QURA'AN			
QURA'AN,SHE KNOWS HOW TO READ AND WRITE QURA'AN		1	0.1%
QURAN		4	0.5%
QURANIC		2	0.2%
QURANIC CERTIFICATE		2	0.2%
QURANIC EDUCATION		130	15.6%
QURANIC KNOWLEDGE		23	2.8%
QURANIC KNOWLEDGE(S		1	0.1%
QURIAN SCHOOL		1	0.1%
QURIANIC SCHOOL		1	0.1%
SHE KNOWS HOW TO READ QURA'AN		1	0.1%
SHE CAN READ AND WRITE QURA'AN		4	0.5%
SHE CAN READ QURA'AN		15	1.8%
SHE, CAN READ QURA'AN		1	0.1%
SUMURA (SECONDARY SCHOOL)		1	0.1%
TECHNICAL CERTIFICATE		1	0.1%
TSANGAYA		3	0.4%
TSANGAYA ISLAMIC SCHOOL		1	0.1%
TSANGAYA QUARANIC		1	0.1%
TSANGAYA QUARANIC ISLAMIC SCHOOL		5	0.6%
TSANGAYA QUARANIC SCHOOL		63	7.5%

File : NLFS_2023Q2_INDIVIDUAL

ed7ots: other specify

Value	Label	Cases	Percentage
TSANGAYA QURANIC ISLAMIC SCHOOL		60	7.2%
TSANGAYA QURANIC SCHOOL		9	1.1%
UNDERGRADU		2	0.2%

Warning: these figures indicate the number of cases found in the data file. They cannot be interpreted as summary statistics of the population of interest.

ed9: did you attend school any time during (school year)?

Information	[Type= discrete] [Format=numeric] [Range= 1-2] [Missing=*]
Statistics [NW/ W]	[Valid=38208 /-] [Invalid=8631 /-]
Literal question	What is your (NAME'S) highest qualification obtained?
Post-question	If ED9 = 2 NEXT SECTION

Value	Label	Cases	Percentage
1	YES	19123	50.0%
2	NO	19085	50.0%
Sysmiss		8631	

Warning: these figures indicate the number of cases found in the data file. They cannot be interpreted as summary statistics of the population of interest.

ed10: in what level were you enrolled during the school year

Information	[Type= discrete] [Format=numeric] [Range= 0-424] [Missing=*]
Statistics [NW/ W]	[Valid=19123 /-] [Invalid=27716 /-]
Literal question	In what level were you (NAME) enrolled during the (SCHOOL YEAR)?

Value	Label	Cases	Percentage
0	NONE	12	0.1%
1	N1	702	3.7%
2	N2	845	4.4%
3	PRE-NURSERY	304	1.6%
11	P1	1465	7.7%
12	P2	1623	8.5%
13	P3	1469	7.7%
14	P4	1283	6.7%
15	P5	930	4.9%
16	P6	952	5.0%
21	JS1	930	4.9%
22	JS2	871	4.6%
23	JS3	873	4.6%
24	SS1	744	3.9%
25	SS2	747	3.9%
26	SS3	857	4.5%
27	LOWER 6	0	
28	UPPER 6	0	
31	TEACHER CERTIFICATE GRADE II (TCGDII)	1	0.0%

File : NLFS_2023Q2_INDIVIDUAL

ed10: in what level were you enrolled during the school year

Value	Label	Cases	Percentage
33	MODERN SCHOOL	1	0.0%
34	NCE	99	0.5%
35	NURSING SCHOOL	48	0.3%
41	POLY/PROF	11	0.1%
43	HIGHER DEGREE	43	0.2%
51	QUARANIC	2407	12.6%
52	INTEGRATED ISLAMIC EDUCATION (ISLAMIYYA, TSANGAYA, OR QUR'AN	1054	5.5%
61	ADULT EDUCATION	1	0.0%
62	BASIC LITERACY PROGRAM	0	
63	POST LITERACY I	0	
64	POST LITERACY II	1	0.0%
321	SECONDARY VOCATIONAL/TECHNICAL/COMMERCIAL	5	0.0%
322	TERTIARY VOCATIONAL/TECHNICAL/COMMERCIAL	4	0.0%
411	OND1/ND1,OND2/ND2	212	1.1%
412	HND1,HND2	73	0.4%
421	UNIVERSITY - LEVELS 100, 200 OR 300	410	2.1%
422	UNIVERSITY - 400 LEVEL	120	0.6%
423	UNIVERSITY - 500 LEVEL	23	0.1%
424	UNIVERSITY - 600 LEVEL	3	0.0%
Sysmiss		27716	

Warning: these figures indicate the number of cases found in the data file. They cannot be interpreted as summary statistics of the population of interest.

ed11: are you currently attending school (either in person or virtual)

Information		[Type= discrete] [Format=numeric] [Range= 1-2] [Missing=*]	
Statistics [NW/ W]		[Valid=38208 /-] [Invalid=8631 /-]	
Literal question		Are you (NAME) currently attending school (either in person or virtual)?	
Value	Label	Cases	Percentage
1	YES	18495	<div></div> 48.4%
2	NO	19713	<div></div> 51.6%
Sysmiss		8631	

Warning: these figures indicate the number of cases found in the data file. They cannot be interpreted as summary statistics of the population of interest.

atw1: in the last seven days, did you (name) work for someone else for pay, for one or

Information		[Type= discrete] [Format=numeric] [Range= 1-2] [Missing=*]		
Statistics [NW/ W]		[Valid=26096 /-] [Invalid=20743 /-]		
Literal question		In the last seven days, did you (NAME) work for someone else for pay, for one or more hours?		
Post-question		If ATW_1 = 1 GO TO MJJ_1		
Value	Label	Cases	Percentage	
1	YES	3988	<div></div>	15.3%
2	NO	22108	<div></div>	84.7%
Sysmiss		20743		

Warning: these figures indicate the number of cases found in the data file. They cannot be interpreted as summary statistics of the population of interest.

File : NLFS_2023Q2_INDIVIDUAL

atw2: atw2. in the last seven days, did you (%rosteritle%) run or do any kind of busi

Information	[Type= discrete] [Format=numeric] [Range= 1-2] [Missing=*]
Statistics [NW/ W]	[Valid=22108 /-] [Invalid=24731 /-]
Literal question	In the last seven days, did you (NAME) run or do any kind of business, farming or other activity to generate income?
Post-question	If ATW_2 = 1 GO TO AGF_1b

Value	Label	Cases	Percentage
1	YES	14336	64.8%
2	NO	7772	35.2%
Sysmiss		24731	

Warning: these figures indicate the number of cases found in the data file. They cannot be interpreted as summary statistics of the population of interest.

atw3: atw3. in the last seven days, did you (%rosteritle%) help in a household busine

Information	[Type= discrete] [Format=numeric] [Range= 1-2] [Missing=*]
Statistics [NW/ W]	[Valid=7772 /-] [Invalid=39067 /-]
Literal question	In the last seven days, did you (NAME) help in a household business or farm?
Post-question	If ATW_3 = 1 GO TO AGF_1b

Value	Label	Cases	Percentage
1	YES	2159	27.8%
2	NO	5613	72.2%
Sysmiss		39067	

Warning: these figures indicate the number of cases found in the data file. They cannot be interpreted as summary statistics of the population of interest.

abs1a: in the last seve (monday to sunday), even though you did not do any work for pay

Information	[Type= discrete] [Format=numeric] [Range= 1-2] [Missing=*]
Statistics [NW/ W]	[Valid=5613 /-] [Invalid=41226 /-]
Literal question	Do you (NAME) have a paid job or income generating activity, but did not work in the last seven days?
Post-question	If ABS_1a = 1 GO TO ABS_2

Value	Label	Cases	Percentage
1	YES	238	4.2%
2	NO	5375	95.8%
Sysmiss		41226	

Warning: these figures indicate the number of cases found in the data file. They cannot be interpreted as summary statistics of the population of interest.

abs1b: abs1b. o you (name) have an unpaid job in any kind of business run by your

Information	[Type= discrete] [Format=numeric] [Range= 1-2] [Missing=*]
Statistics [NW/ W]	[Valid=5375 /-] [Invalid=41464 /-]
Literal question	Do you (NAME) have an unpaid job in any kind of business run by your household that you will return to?
Post-question	If ABS_1b = 2 GO TO AGF_1a

Value	Label	Cases	Percentage
1	YES	88	1.6%
2	NO	5287	98.4%
Sysmiss		41464	

Warning: these figures indicate the number of cases found in the data file. They cannot be interpreted as summary statistics of the population of interest.

File : NLFS_2023Q2_INDIVIDUAL

abs2: abs2. why did (you/name) not work last seven days?

Information	[Type= discrete] [Format=numeric] [Range= 1-13] [Missing=*]
Statistics [NW/ W]	[Valid=326 /-] [Invalid=46513 /-]
Literal question	Why did you (NAME) not work in the last seven days?
Post-question	If ABS_2 = 1 GO TO AGF_1a If ABS_2 = 3 GO TO AGF_1b If ABS_2 = 4 GO TO AGF_1b If ABS_2 = 5 GO TO AGF_1b If ABS_2 = 6 GO TO AGF_1b If ABS_2 = 11 GO TO AGF_1b

Value	Label	Cases	Percentage
1	WAITING TO START NEW JOB OR BUSINESS	28	8.6%
2	LOW OR OFF-SEASON	46	14.1%
3	WORKING TIME ARRANGEMENT, FLEXI TIME, NATURE OF WORK (FOR EX	1	0.3%
4	VACATION, HOLIDAYS (ANNUAL LEAVE)	10	3.1%
5	SICKNESS, ILLNESS, ACCIDENT	72	22.1%
6	MATERNITY, PATERNITY LEAVE	34	10.4%
7	EDUCATION LEAVE OR TRAINING	39	12.0%
8	OTHER PERSONAL LEAVE (CARE FOR FAMILY, CIVIC DUTIESâ€¦)	38	11.7%
9	TEMPORARY LAYOFF, NO CLIENTS OR MATERIALS, WORK BREAK	25	7.7%
10	BAD WEATHER, NATURAL DISASTER	4	1.2%
11	STRIKE OR LABOUR DISPUTE	1	0.3%
12	LONG-TERM DISABILITY	0	
13	OTHER (SPECIFY)	28	8.6%
Sysmiss		46513	

Warning: these figures indicate the number of cases found in the data file. They cannot be interpreted as summary statistics of the population of interest.

abs3: abs3. including the time that you have been absent, will you return to that same

Information	[Type= discrete] [Format=numeric] [Range= 1-97] [Missing=*]
Statistics [NW/ W]	[Valid=181 /-] [Invalid=46658 /-]
Literal question	Including the time that you have been absent, will you return to that same job or business?
Post-question	If ABS_3 = 1 GO TO AGF_1b

Value	Label	Cases	Percentage
1	Within 3 months	79	43.6%
2	After 3 months	56	30.9%
97	Not sure/Don't know	46	25.4%
Sysmiss		46658	

Warning: these figures indicate the number of cases found in the data file. They cannot be interpreted as summary statistics of the population of interest.

abs4: abs4. do you continue to receive pay from your job/business during your absence

Information	[Type= discrete] [Format=numeric] [Range= 1-97] [Missing=*]
--------------------	---

File : NLFS_2023Q2_INDIVIDUAL

abs4: abs4. do you continue to receive pay from your job/business during your absence

Statistics [NW/ W]	[Valid=102 /-] [Invalid=46737 /-]
Literal question	Do you (NAME) continue to receive an income from your job or business during your absence?
Post-question	If ABS_4 = 1 GO TO AGF_1b If ABS_2 = 1 GO TO AGF_1a If ABS_97 = 1 GO TO AGF_1a

Value	Label	Cases	Percentage
1	YES	5	4.9%
2	NO	95	93.1%
97	DONT KNOW	2	2.0%
Sysmiss		46737	

Warning: these figures indicate the number of cases found in the data file. They cannot be interpreted as summary statistics of the population of interest.

agf1a_1: agf1a. in the last seven days, did you do any work in crop farming

Information	[Type= discrete] [Format=numeric] [Range= 0-1] [Missing=*]
Statistics [NW/ W]	[Valid=5412 /-] [Invalid=41427 /-]
Pre-question	In the Last Seven days, did you (NAME) do any work in
Literal question	Crop farming?
Post-question	If AGF_1a_3 SKIP TO AGF_2a
Interviewer's instructions	READ AND MARK ALL THAT APPLY

Value	Label	Cases	Percentage
0	NO	5268	97.3%
1	YES	144	2.7%
Sysmiss		41427	

Warning: these figures indicate the number of cases found in the data file. They cannot be interpreted as summary statistics of the population of interest.

agf1a_2: agf1a. in the last seven days, did you do any work in rearing farm animals

Information	[Type= discrete] [Format=numeric] [Range= 0-1] [Missing=*]
Statistics [NW/ W]	[Valid=5412 /-] [Invalid=41427 /-]
Pre-question	In the Last Seven days, did you (NAME) do any work in
Literal question	Rearing farm animals?
Post-question	If AGF_1a_3 SKIP TO AGF_2a
Interviewer's instructions	READ AND MARK ALL THAT APPLY

Value	Label	Cases	Percentage
0	NO	5395	99.7%
1	YES	17	0.3%
Sysmiss		41427	

Warning: these figures indicate the number of cases found in the data file. They cannot be interpreted as summary statistics of the population of interest.

agf1a_3: agf1a. in the last seven days, did you do any work in fishing or fish farming

Information	[Type= discrete] [Format=numeric] [Range= 0-1] [Missing=*]
Statistics [NW/ W]	[Valid=5412 /-] [Invalid=41427 /-]
Pre-question	In the Last Seven days, did you (NAME) do any work in
Literal question	Fishing or fish farming?

File : NLFS_2023Q2_INDIVIDUAL

agf1a_3: agf1a. in the last seven days, did you do any work inâ€¦fishing or fish farming

Post-question If AGF_1a_3 SKIP TO AGF_2a

Interviewer's instructions READ AND MARK ALL THAT APPLY

Value	Label	Cases	Percentage
0	NO	5411	<div></div> 100.0%
1	YES	1	<div></div> 0.0%
Sysmiss		41427	

Warning: these figures indicate the number of cases found in the data file. They cannot be interpreted as summary statistics of the population of interest.

agf1a_4: agf1a. in the last seven days, did you do any work inâ€¦none of the above

Information [Type= discrete] [Format=numeric] [Range= 0-1] [Missing=*]

Statistics [NW/ W] [Valid=5412 /-] [Invalid=41427 /-]

Pre-question In the Last Seven days, did you (NAME) do any work in

Literal question NONE OF THE ABOVE?

Interviewer's instructions READ AND MARK ALL THAT APPLY

Value	Label	Cases	Percentage
0	NO	159	<div></div> 2.9%
1	YES	5253	<div></div> 97.1%
Sysmiss		41427	

Warning: these figures indicate the number of cases found in the data file. They cannot be interpreted as summary statistics of the population of interest.

agf1b_1: agf1b. was this work that you mentioned in ?crop farming

Information [Type= discrete] [Format=numeric] [Range= 0-1] [Missing=*]

Statistics [NW/ W] [Valid=16696 /-] [Invalid=30143 /-]

Pre-question In the Last Seven days, did you (NAME) do any work in

Literal question Crop farming?

Interviewer's instructions READ AND MARK ALL THAT APPLY

Value	Label	Cases	Percentage
0	NO	8421	<div></div> 50.4%
1	YES	8275	<div></div> 49.6%
Sysmiss		30143	

Warning: these figures indicate the number of cases found in the data file. They cannot be interpreted as summary statistics of the population of interest.

agf1b_2: agf1b. was this work that you mentioned in ?rearing farm animals

Information [Type= discrete] [Format=numeric] [Range= 0-1] [Missing=*]

Statistics [NW/ W] [Valid=16696 /-] [Invalid=30143 /-]

Pre-question In the Last Seven days, did you (NAME) do any work in

Literal question Rearing farm animals?

Interviewer's instructions READ AND MARK ALL THAT APPLY

Value	Label	Cases	Percentage
0	NO	14536	<div></div> 87.1%
1	YES	2160	<div></div> 12.9%
Sysmiss		30143	

Warning: these figures indicate the number of cases found in the data file. They cannot be interpreted as summary statistics of the population of interest.

File : NLFS_2023Q2_INDIVIDUAL

agf1b_3: agf1b. was this work that you mentioned in ?:fishing or fish farming

Information	[Type= discrete] [Format=numeric] [Range= 0-1] [Missing=*]
Statistics [NW/ W]	[Valid=16696 /-] [Invalid=30143 /-]
Pre-question	In the Last Seven days, did you (NAME) do any work in
Literal question	Fishing or fish farming?
Interviewer's instructions	READ AND MARK ALL THAT APPLY

Value	Label	Cases	Percentage
0	NO	16478	98.7%
1	YES	218	1.3%
Sysmiss		30143	

Warning: these figures indicate the number of cases found in the data file. They cannot be interpreted as summary statistics of the population of interest.

agf1b_4: agf1b. was this work that you mentioned in ?:another type of job or business

Information	[Type= discrete] [Format=numeric] [Range= 0-1] [Missing=*]
Statistics [NW/ W]	[Valid=16696 /-] [Invalid=30143 /-]
Pre-question	In the Last Seven days, did you (NAME) do any work in
Literal question	Another type of job or business?
Interviewer's instructions	READ AND MARK ALL THAT APPLY

Value	Label	Cases	Percentage
0	NO	6555	39.3%
1	YES	10141	60.7%
Sysmiss		30143	

Warning: these figures indicate the number of cases found in the data file. They cannot be interpreted as summary statistics of the population of interest.

agf2a: agf2a. thinking about the work in (farming, rearing animals [and/or fishing])

Information	[Type= discrete] [Format=numeric] [Range= 1-3] [Missing=*]
Statistics [NW/ W]	[Valid=6714 /-] [Invalid=40125 /-]
Literal question	Thinking about the work in farming, rearing animals, and/or fishing you (NAME) do, are the products intended only for sale, both for sale and for household use, or only for household use?
Post-question	If AGF_2a = 1 GO TO MJJ_1 If AGF_2a = 3 GO TO MJJ_2d

Value	Label	Cases	Percentage
1	Only for sale	406	6.0%
2	Both for sale and for household use	5639	84.0%
3	Only for household use	669	10.0%
Sysmiss		40125	

Warning: these figures indicate the number of cases found in the data file. They cannot be interpreted as summary statistics of the population of interest.

agf2b: agf2b. thinking about those products, what share is intended to be sold?

Information	[Type= discrete] [Format=numeric] [Range= 1-5] [Missing=*]
Statistics [NW/ W]	[Valid=5639 /-] [Invalid=41200 /-]
Literal question	Thinking about those products, what share is intended to be sold?
Post-question	If AGF_2b = 1 GO TO AGF_2d If AGF_2b = 2 GO TO AGF_2d

File : NLFS_2023Q2_INDIVIDUAL

agf2b: agf2b. thinking about those products, what share is intended to be sold?

	If AGF_2b = 4 GO TO MJJ_1
	If AGF_2b = 5 GO TO MJJ_1

Value	Label	Cases	Percentage
1	Less than 1/4 (25 percent)	175	3.1%
2	1/4 (25 percent)	447	7.9%
3	1/2 (50 percent)	1966	34.9%
4	3/4 (75 percent)	2349	41.7%
5	More than 3/4 (75 percent)	702	12.4%
Sysmiss		41200	

Warning: these figures indicate the number of cases found in the data file. They cannot be interpreted as summary statistics of the population of interest.

agf2c: agf2c. in general, in the past, have these products mainly been sold or kept

Information	[Type= discrete] [Format=numeric] [Range= 1-3] [Missing=*]
Statistics [NW/ W]	[Valid=1966 /-] [Invalid=44873 /-]
Literal question	In general, in the past, have these products mainly been sold or kept for household use?
Post-question	If AGF_2C = 1 GO TO MJJ_1 If AGF_2C = 3 GO TO MJJ_1

Value	Label	Cases	Percentage
1	Mainly sold	59	3.0%
2	Mainly kept for household use	41	2.1%
3	Respondent insists that precisely 1/2 (50 percent) was sold	1866	94.9%
Sysmiss		44873	

Warning: these figures indicate the number of cases found in the data file. They cannot be interpreted as summary statistics of the population of interest.

agf2d: agf2d. were you (name) hired by someone else to do this work?

Information	[Type= discrete] [Format=numeric] [Range= 1-2] [Missing=*]
Statistics [NW/ W]	[Valid=1332 /-] [Invalid=45507 /-]
Literal question	Were you (NAME) hired by someone else to do this work?
Post-question	If AGF_2d = 1 GO TO MJJ_1

Value	Label	Cases	Percentage
1	YES	118	8.9%
2	NO	1214	91.1%
Sysmiss		45507	

Warning: these figures indicate the number of cases found in the data file. They cannot be interpreted as summary statistics of the population of interest.












agf3a: agf3. what is the main product from (farming, rearing animals, [and/or fishing])

Information	[Type= discrete] [Format=character] [Missing=*]
Statistics [NW/ W]	[Valid=1214 /-]
Literal question	what are the main products from farming, rearing animals, and/or fishing that you (NAME) were working on?

Value	Label	Cases	Percentage
ANIMALS AND CROPS FARMING		1	0.1%

File : NLFS_2023Q2_INDIVIDUAL

agf3a: agf3. what is the main product from (farming, rearing animals, [and/or fishing])

Value	Label	Cases	Percentage
ANIMALS FARMER, REARING OF CATTLES AND GOATS AND SELLING IT TO PEOPLE		1	 0.1%
BANBARA, GUINEA CORN, GROUNDNUTS		1	 0.1%
BEANS GROUNDNUT SOY BEANS AND CHICKENS		1	 0.1%
BEANS GROUNDNUT VEGETABLES CHICKENS AND DUCKS		1	 0.1%
BEANS GROUNDNUT VEGETABLES DUCKS AND CHICKENS		1	 0.1%
BEANS GROUNDNUT VEGETABLES GOATS AND CHICKENS		3	 0.2%
BEANS GROUNDNUT VEGETABLES GUINEA CORN GOATS AND CHICKENS		1	 0.1%
BEANS GROUNDNUT VEGETABLES SOY BEANS AND CHICKENS		2	 0.2%
BEANS GROUNDNUT VEGETABLES SOY BEANS AND REARS GOATS AND CHICKENS		1	 0.1%
BEANS GROUNDNUT VEGETABLES SOY BEANS GOATS AND CHICKENS		1	 0.1%
BEANS GROUNDNUT VEGETABLES		1	 0.1%


















File : NLFS_2023Q2_INDIVIDUAL

agf3a: agf3. what is the main product from (farming, rearing animals, [and/or fishing])

Value	Label	Cases	Percentage
VEGETABLES GOATS AND CHICKENS			
BEANS, GROUNDNUT, ONIONS, MAIZE AND MILLET		1	0.1%
BEANS, GROUNDNUTS, AND MAIZE		1	0.1%
BEANS, MILLET, BANBARA NUTS, GROUNDNUT AND GUINEA CORN ½		1	0.1%
CASAVA, OKRO, MAIZE, PUMPKIN LEAF		1	0.1%
CASAVA, THREE LEAF YAM, PUMPKIN LEAF, COCOYAM, OKRO, PEPPER		1	0.1%
CASHEW, GUINEA CORN, CASSAVA ETC		1	0.1%
CASHEW, GUINEA CORN, MAIZE		1	0.1%
CASHEW, GUINEA CORN, MAIZE.		1	0.1%
CASHEW, MAIZE, GUINEA CORN		1	0.1%
CASHEW, MAIZE, GUINEA CORN, MAIZE ETC		1	0.1%
CASSAVA		19	1.6%
CASSAVA , VEGETABLES ,C AND YAM		1	0.1%
CASSAVA ,MAI AND YAM		1	0.1%
CASSAVA ,VEG AND MELON		1	0.1%
CASSAVA ,VEG AND MELON.		1	0.1%

File : NLFS_2023Q2_INDIVIDUAL

agf3a: agf3. what is the main product from (farming, rearing animals, [and/or fishing])

Value	Label	Cases	Percentage
CASSAVA ,VEG AND YAM		2	 0.2%
CASSAVA ,VEG AND MELON		1	 0.1%
CASSAVA MAIZE AND YAM		1	 0.1%
CASSAVA OKRO VEGETABLES YAM COCOYAM		1	 0.1%
CASSAVA ,		1	 0.1%
CASSAVA ,COR VEGETABLES, MELLON ETC		1	 0.1%
CASSAVA AND YAM		1	 0.1%
CASSAVA AND COCOYAM		1	 0.1%
CASSAVA AND MAIZE		3	 0.2%
CASSAVA AND OKRO		1	 0.1%
CASSAVA AND VEGETABLES		1	 0.1%
CASSAVA AND YAM		1	 0.1%
CASSAVA ONLY		1	 0.1%
CASSAVA PEPPER PLANTAIN VEGETABLE BITTER LEAVES COCOYAM, MELON		1	 0.1%
CASSAVA PLANTAIN BANNANA PEPPER VEGETABLE MELON		1	 0.1%
CASSAVA PLANTAIN BANNANA POTATOES PEPPER VEGETABLE YAM		1	 0.1%
CASSAVA PLANTAIN VEGETABLE		1	 0.1%

File : NLFS_2023Q2_INDIVIDUAL

agf3a: agf3. what is the main product from (farming, rearing animals, [and/or fishing])

Value	Label	Cases	Percentage
PEPPER POTATOES YAM PEPPER			
CASSAVA TUBERS, MAIZE, MELON SEEDS AND PUMPKIN LEAVES		1	0.1%
CASSAVA TUBERS, MAIZE, OKRA, COCOYAM, SWEET YAM AND PUMPKIN LEAVES		1	0.1%
CASSAVA TUBERS, MAIZE, SWEET YAM, OKRA, PUMPKIN LEAVES IN THE FARM		1	0.1%
CASSAVA TUBERS, PEPPER AND PUMPKIN LEAVES		1	0.1%
CASSAVA TUBERS, PLANTAIN TREES, YAM AND PUMPKIN LEAVES		1	0.1%
CASSAVA TUBERS, PUMPKIN LEAVES AND OKRA		1	0.1%
CASSAVA TUBERS, SWEET YAM, MAIZE, OKRA, PUMPKIN LEAVES		1	0.1%
CASSAVA TUBERS, WATER YAM, COCOYAM, MELON SEEDS AND LOCUST BEANS IN THE FARM.		1	0.1%
CASSAVA, MAIZE		2	0.2%
CASSAVA, MAIZE, VEGETABLES		1	0.1%

File : NLFS_2023Q2_INDIVIDUAL

agf3a: agf3. what is the main product from (farming, rearing animals, [and/or fishing])

Value	Label	Cases	Percentage
CASSAVA, MAIZE, VEGETABLES		1	0.1%
CASSAVA, MAIZE, VEGETABLES, YAM		1	0.1%
CASSAVA, MELON, VEGETABLES, MAIZE, COCOYAM, YAM, OKRO		1	0.1%
CASSAVA, YAM ,VEGETAE COCOYAM, MAIZE		1	0.1%
CASSAVA, BANBARANUT, BEANS, PEPPER, OKRA, COCOYAM, TOMATOES, MAIZE, YAM		1	0.1%
CASSAVA, BANBARANUT, YAM, SESAME SEED,		1	0.1%
CASSAVA, BEANS, MAIZE, YAM, CASHEW, PEPPER, OKRA.		1	0.1%
CASSAVA, COCOAYAM, MAIZE, VEGETABLES		1	0.1%
CASSAVA, COCOAYAM, MAZIE AND VEGETABLES		1	0.1%
CASSAVA, COCOAYAM, WATERYAM, COWPEA OKRO AND VEGETABLES		1	0.1%
CASSAVA, COCOAYAM, YAM, MAZIE, VEGETABLES		1	0.1%
CASSAVA, COCOYAM, PLANTAIN, MAIZE,		1	0.1%












File : NLFS_2023Q2_INDIVIDUAL

agf3a: agf3. what is the main product from (farming, rearing animals, [and/or fishing])

Value	Label	Cases	Percentage
MELON, VEGETABLES			
CASSAVA, COCOYAM, COWPEA, MAIZE, VEGETABLES, WATERYAM		1	0.1%
CASSAVA, COCOYAM, COWPEA, TOMATOES AND PEPPER		1	0.1%
CASSAVA, COCOYAM, MAZIE, VEGETABLES		1	0.1%
CASSAVA, COCOYAM, MAZIE, VEGETABLES,		1	0.1%
CASSAVA, COCOYAM, OKRO, VEGETABLES AND MAIZE		1	0.1%
CASSAVA, CORN, VEGETABLES, MELLON ETC		9	0.7%
CASSAVA, CORN, VEGETABLES, MELLON, ETC		1	0.1%
CASSAVA, CORN, VEGETABLES, OKRO ETC		1	0.1%
CASSAVA, CORN, VEGETABLES, PALM FRUITS ETC		1	0.1%
CASSAVA, CORN, VEGETABLES, PALM FRUITS, ORANGE ETC		1	0.1%
CASSAVA, CORN, VEGETABLES,P FRUITS		1	0.1%
CASSAVA, MAIZE AND YAM		1	0.1%
CASSAVA, MAIZE, VEGETABLES		1	0.1%











File : NLFS_2023Q2_INDIVIDUAL

agf3a: agf3. what is the main product from (farming, rearing animals, [and/or fishing])

Value	Label	Cases	Percentage
CASSAVA, MAIZE, BEANS, BANBARANUT,		1	 0.1%
CASSAVA, MAIZE, BEANS, BANBARANUT, SESAME SEED		2	 0.2%
CASSAVA, MAIZE, BEANS, BANBARANUT, SESAME SEED, YAM, CASHEW,		1	 0.1%
CASSAVA, MAIZE, BEANS, YAM, SORGHUM		1	 0.1%
CASSAVA, MAIZE, COCOYAM, YAM, GROUNDNUT, MELON, POTATOES,PEP VEGETABLES		1	 0.1%
CASSAVA, MAIZE, GUINEA CORN, BEANS, YAM, BANBARANUT, SESAME SEED, MILLET, CASHEW		1	 0.1%
CASSAVA, MAIZE, GUINEA CORN, BEANS, YAM, PEPPER, MELON, OKRA		1	 0.1%
CASSAVA, MAIZE, GUINEA CORN, GROUNDNUT		1	 0.1%
CASSAVA, MAIZE, OKRA, PEPPER		1	 0.1%
CASSAVA, MAIZE, OKRO, VEGETABLES, COCOYAM		2	 0.2%
CASSAVA, MAIZE, OKRO, VEGETABLES, MELON		1	 0.1%

File : NLFS_2023Q2_INDIVIDUAL

agf3a: agf3. what is the main product from (farming, rearing animals, [and/or fishing])

Value	Label	Cases	Percentage
CASSAVA, MAIZE, PEPPER, OKRA, BEANS		1	 0.1%
CASSAVA, MAIZE, PUMPKIN ,COC OKRO		1	 0.1%
CASSAVA, MAIZE, PUMPKIN, MELLON, COCOYAM AND WATER YAM.		1	 0.1%
CASSAVA, MAIZE, PUMPKIN, MELLON, COCOYAM, OKRO, SWEET YAM AND WATER YAM.		1	 0.1%
CASSAVA, MAIZE, PUMPKIN, MELLON, COCOYAM, OKRO, SWEET YAM AND WATER YAM		1	 0.1%
CASSAVA, MAIZE, PUMPKIN, MELLON, COCOYAM, OKRO, SWEET YAM AND WATER YAM.		1	 0.1%
CASSAVA, MAIZE, PUMPKIN, MELLON, COCOYAM, OKRO, SWEET YAM, WATER YAM.		1	 0.1%
CASSAVA, MAIZE, PUMPKIN, MELLON, COCOYAM, OKRO, SWEET YAM, WATER YAM.		1	 0.1%
CASSAVA, MAIZE, PUMPKIN, MELLON, COCOYAM, OKRO.		1	 0.1%
CASSAVA, MAIZE, PUMPKIN, MELLON, COCOYAM, WATER YAM, SWEET		1	 0.1%













File : NLFS_2023Q2_INDIVIDUAL

agf3a: agf3. what is the main product from (farming, rearing animals, [and/or fishing])

Value	Label	Cases	Percentage
YAM,OKRO AND PLANTAIN.			
CASSAVA, MAIZE, PUMPKIN, OKRO, BANANA AND PLANTAIN.		1	0.1%
CASSAVA, MAIZE, SORGHUM, BEANS, VEGETABLES		1	0.1%
CASSAVA, MAIZE, SOUGHOM AND YAM		1	0.1%
CASSAVA, MAIZE, VEGETABLE		1	0.1%
CASSAVA, MAIZE, VEGETABLE, BEANS,TOMATO		1	0.1%
CASSAVA, MAIZE, VEGETABLE, COCO YAM.		1	0.1%
CASSAVA, MAIZE, VEGETABLES ETC		1	0.1%
CASSAVA, MAIZE, VEGETABLES, COCOYAM,,YAM THREE LEAVE YAM		1	0.1%
CASSAVA, MAIZE, VEGETABLES, YAM		1	0.1%
CASSAVA, MAIZE, VEGETABLES, COCOYAM		1	0.1%
CASSAVA, MAIZE, VEGETABLES, COCOYAM, OKRO MELON, COCOYAM, PALM FRUITS		2	0.2%
CASSAVA, MAIZE, VEGETABLES, MAIZE		1	0.1%









File : NLFS_2023Q2_INDIVIDUAL

agf3a: agf3. what is the main product from (farming, rearing animals, [and/or fishing])

Value	Label	Cases	Percentage
CASSAVA, MAIZE, VEGETABLES, OKRO		1	 0.1%
CASSAVA, MAIZE, VEGETABLES, OKRO, YAM		2	 0.2%
CASSAVA, MAIZE, VEGETABLES, OKRO,COCOYA		1	 0.1%
CASSAVA, MAIZE, VEGETABLES, YAM		1	 0.1%
CASSAVA, MAIZE, VEGETABLES, YAM, COCOYAM		1	 0.1%
CASSAVA, MAIZE, VEGETABLES, YAM, MELON ETC		1	 0.1%
CASSAVA, MAIZE, VEGETABLES, YAM, OKRO		2	 0.2%
CASSAVA, MAIZE, VEGETABLES,C YAM		1	 0.1%
CASSAVA, MAIZE, VEGETABLES,M		1	 0.1%
CASSAVA, MAIZE, YAM, BEANS		1	 0.1%
CASSAVA, MAIZE, YAM, BEANS, BANBARANUT, GROUNDNUT, PEPPER, SOYABEANS, SESAME SEED, CASHEW		1	 0.1%
CASSAVA, MAIZE, YAM, BEANS, BANBARANUT, PEGEONPEAS, CASHEW, SESAME SEED,		1	 0.1%











File : NLFS_2023Q2_INDIVIDUAL

agf3a: agf3. what is the main product from (farming, rearing animals, [and/or fishing])

Value	Label	Cases	Percentage
CASSAVA, MAIZE, YAM, BEANS, BANBARANUT, PEGEONPEAS. CASHEW, PEPPER, OKRA, COCOYAM, TOMATOES, RICE,		1	 0.1%
CASSAVA, MAIZE, YAM, BEANS, BANBARANUT, PEPPER, OKRA, TOMATOES		1	 0.1%
CASSAVA, MAIZE, YAM, BEANS, BANBARANUT, SESAME SEED, GUINEA CORN, GROUNDNUT,		1	 0.1%
CASSAVA, MAIZE, YAM, BEANS, RICE, CASHEW, SESAME SEED, MILLET, BANBARANUT, PEGEONPEAS, GUINEA CORN		1	 0.1%
CASSAVA, MAIZE, YAM, BEANS, RICE, GROUNDNUT, BANBARANUT, SESAME SEED, MILLET, MELON		1	 0.1%
CASSAVA, MAIZE, YAM, BEANS, SESAME SEED, MELON, PEGEONPEAS, BANBARANUT, PEPPER, GUINEA CORN..		1	 0.1%
CASSAVA, MAIZE, YAM, BEANS, SORGHUM		1	 0.1%
CASSAVA, MAIZE, YAM,		1	 0.1%













File : NLFS_2023Q2_INDIVIDUAL

agf3a: agf3. what is the main product from (farming, rearing animals, [and/or fishing])

Value	Label	Cases	Percentage
BEANS, VEGETABLES			
CASSAVA, MAIZE, YAM, CASHEW,		2	 0.2%
CASSAVA, MAIZE, YAM, CASHEW, SESAME SEED, BEANS, GROUNDNUT, SWEET POTATO, RICE.		1	 0.1%
CASSAVA, MAIZE, YAM, CASHEW, SESAME SEED, BEANS, OKRA, GROUNDNUT, SWEET POTATO,		1	 0.1%
CASSAVA, MAIZE, YAM, CASHEW, SESAME SEED, RICE, BEANS, MILLET,BANBA PEPPER,		1	 0.1%
CASSAVA, MAIZE, YAM, OIL PALM, PEPPER, OKRA.		1	 0.1%
CASSAVA, MAIZE,YAM, COCOYAM, ORANGE,PINEA PAWPAW, OKRO,VEGETA PEPPER AND TOMATOES.		1	 0.1%
CASSAVA, MAZIE, VEGETABLES, PEPPER, TOMATOES		2	 0.2%
CASSAVA, MAZIE, VEGETABLES,,C		1	 0.1%
CASSAVA, PEPPER, MAIZE, OKRA, TOMATOES,		1	 0.1%
CASSAVA, PEPPER,		1	 0.1%














File : NLFS_2023Q2_INDIVIDUAL

agf3a: agf3. what is the main product from (farming, rearing animals, [and/or fishing])

Value	Label	Cases	Percentage
YAM,TOMATOES MAIZE			
CASSAVA, PLANTAIN, YAM		2	 0.2%
CASSAVA, RICE, FRUITS, POTATOES, PEPPER, GROUNDNUT, MELON, YAM, CASSAVA AND VEGETABLES		1	 0.1%
CASSAVA, SWEET POTATOES, YAMS, VEGETABLES, PEPPER		1	 0.1%
CASSAVA, VEGETABLES MELON, MAIZE, OKAZI, YAM		1	 0.1%
CASSAVA, VEGETABLES, AND MAIZE		1	 0.1%
CASSAVA, VEGETABLES, COCOYAM AND YAM		1	 0.1%
CASSAVA, VEGETABLES, MAZIE,YAM		1	 0.1%
CASSAVA, YAM ,MAIZE ,V		1	 0.1%
CASSAVA, YAM POTATOES,ANI MAIZE		1	 0.1%
CASSAVA, YAM ,MAIZE, BEANS,BANBAI SESAME SEED, PEGEONPEAS		1	 0.1%
CASSAVA, YAM ,MAIZE, YAM, VEGETABLES, COCOYAM		1	 0.1%
CASSAVA, YAM ,RICE, COCOYAM, VEGETABLES, MAIZE, POTATOES,		1	 0.1%












File : NLFS_2023Q2_INDIVIDUAL

agf3a: agf3. what is the main product from (farming, rearing animals, [and/or fishing])

Value	Label	Cases	Percentage
MELONS AND FRUITS			
CASSAVA, YAM AN MAIZE		1	 0.1%
CASSAVA, YAM AND MAIZE		2	 0.2%
CASSAVA, YAM AND VEGETABLE		1	 0.1%
CASSAVA, YAM, BEANS, MAIZE, PEGEONPEAS, CASHEW,		1	 0.1%
CASSAVA, YAM, COCOYAM, VEGETABLES		1	 0.1%
CASSAVA, YAM, COCOYAM, VEGETABLES, MAIZE ETC		1	 0.1%
CASSAVA, YAM, COCOYAM, VEGETABLES, OKRO		1	 0.1%
CASSAVA, YAM, MAIZE AND VEGETABLES		1	 0.1%
CASSAVA, YAM, MAIZE, BEANS		1	 0.1%
CASSAVA, YAM, MAIZE, BEANS, BANBARANUT, PEPPER		1	 0.1%
CASSAVA, YAM, MAIZE, BEANS, CASHEW, BANBARANUT, SESAME SEED.		1	 0.1%
CASSAVA, YAM, MAIZE,BEANS TOMATOES		1	 0.1%
CASSAVA, YAM, MAIZE,OKRO,V		1	 0.1%

File : NLFS_2023Q2_INDIVIDUAL

agf3a: agf3. what is the main product from (farming, rearing animals, [and/or fishing])

Value	Label	Cases	Percentage
CASSAVA, YAM, PEPPER, OKRA, MAIZE, PEGEONPEAS, GUINEA CORN, GROUNDNUT ,E GREEN LEAF, CASHEW		1	 0.1%
CASSAVA, YAM, THREE LEAVE YAM,COCOYAM MAIZE, VEGETABLES, WATER LEAVE, PEPPER, GARDEN EGG		2	 0.2%
CASSAVA, YAM, VEGETABLES, COCOYAM v		1	 0.1%
CASSAVA, YAM, VEGETABLES, OKRO		1	 0.1%
CASSAVA, YAM, WATERYAM ,C AND VEGETABLES		1	 0.1%
CASSAVA, YAM, WATERYAM, CORN AND VEGETABLES		2	 0.2%
CASSAVA, YAMS AND MAIZE		1	 0.1%
CASSAVA, YAMS, MAIZE,GROUN MELON		1	 0.1%
CASSAVA, YAMS, TOMATOES, PEPPER, VEGETABLE, OKRO		1	 0.1%
CASSAVA,MAIZ VEGETABLES, COCOYAM, YAM		1	 0.1%
CATCHING OF FISH CATFISH MUDFISH TILAPIA		1	 0.1%





File : NLFS_2023Q2_INDIVIDUAL

agf3a: agf3. what is the main product from (farming, rearing animals, [and/or fishing])

Value	Label	Cases	Percentage
CATTLE FARMING		1	0.1%
CATTLE, SHEEPS AND GOATS		1	0.1%
CHICKEN, TURKEY, DUCK AND RABBITS		1	0.1%
CHICKEN,TURK		1	0.1%
CHICKEN,TURK AND RABBIT		1	0.1%
CHICKENS		1	0.1%
CLEARING OF BUSH PLANTING WEEDING AND HARVESTING AS WELL AS REARING OF GOAT AND CHICKEN RAISING.		1	0.1%
CLEARING OF BUSH PLANTING WEEDING AND HARVESTING OF CROPS LIKE CASSAVA MAZIE COCOYAM OKRO YAM AND VEGETABLES.		1	0.1%
CLEARING OF BUSH PLANTING WEEDING AND HARVESTING OF CROPS LIKE CASSAVA MAZIE OKRO AND VEGETABLES.		1	0.1%
CLEARING OF BUSH PLANTING WEEDING AND HARVESTING OF CROPS LIKE CASSAVA		1	0.1%






File : NLFS_2023Q2_INDIVIDUAL

agf3a: agf3. what is the main product from (farming, rearing animals, [and/or fishing])

Value	Label	Cases	Percentage
MAZIE OKRO COCOYAM AND VEGETABLES.			
CLEARING OF BUSH PLANTING WEEDING AND HARVESTING OF CROPS LIKE CASSAVA MAZIE OKRO COCOYAM THREELEAFYA AND VEGETABLES.		2	 0.2%
CLEARING OF BUSH PLANTING WEEDING AND HARVESTING OF CROPS LIKE CASSAVA MAZIE OKRO COCOYAM THREELEAFYA MELON AND VEGETABLES		1	 0.1%
CLEARING OF BUSH PLANTING WEEDING AND HARVESTING OF CROPS LIKE CASSAVA MAZIE OKRO COCOYAM THREELEAFYA PEPPER GARDEN EGG AND VEGETABLES.		1	 0.1%
CLEARING OF BUSH PLANTING WEEDING AND HARVESTING OF CROPS LIKE CASSAVA MAZIE OKRO VEGETABLE CUCUMBER AND ARKIDI.		1	 0.1%






File : NLFS_2023Q2_INDIVIDUAL

agf3a: agf3. what is the main product from (farming, rearing animals, [and/or fishing])

Value	Label	Cases	Percentage
CLEARING OF BUSH PLANTING WEEDING AND HARVESTING OF CROPS LIKE CASSAVA MAZIE OKRO YAM AND VEGETABLES.		3	 0.2%
CLEARING OF BUSH PLANTING WEEDING AND HARVESTING OF CROPS LIKE CASSAVA MAZIE OKRO YAM COCOYAM CUCUMBER AND VEGETABLES		1	 0.1%
CLEARING OF BUSH PLANTING WEEDING AND HARVESTING OF CROPS LIKE CASSAVA MAZIE OKRO YAM MELON THREELEAFYA AND VEGETABLES.		1	 0.1%
CLEARING OF BUSH PLANTING WEEDING AND HARVESTING OF CROPS LIKE CASSAVA MAZIE OKRO YAM THREELEAFYA AND VEGETABLES.		1	 0.1%
CLEARING OF BUSH PLANTING WEEDING AND HARVESTING OF CROPS		2	 0.2%

File : NLFS_2023Q2_INDIVIDUAL

agf3a: agf3. what is the main product from (farming, rearing animals, [and/or fishing])

Value	Label	Cases	Percentage
LIKE CASSAVA MAZIE OKRO.			
CLEARING OF BUSH PLANTING WEEDING AND HARVESTING OF CROPS LIKE CASSAVA MAZIE YAM COCOYAM THREELEAFYA OKRO AND VEGETABLES.		2	 0.2%
CLEARING OF BUSH PLANTING WEEDING AND HARVESTING OF CROPS LIKE CASSAVA MAZIE YAM OKRO COCOYAM THREELEAFYA AND VEGETABLES.		1	 0.1%
CLEARING OF BUSH PLANTING WEEDING AND HARVESTING OF CROPS LIKE CASSAVA MAZIE YAM OKRO THREELEAFYA AND VEGETABLES		1	 0.1%
CLEARING OF BUSH PLANTING WEEDING AND HARVESTING OF CROPS LIKE CASSAVA MAZIE YAM OKRO THREELEAFYA AND VEGETABLES.		1	 0.1%
CLEARING OF BUSH		1	 0.1%












File : NLFS_2023Q2_INDIVIDUAL

agf3a: agf3. what is the main product from (farming, rearing animals, [and/or fishing])

Value	Label	Cases	Percentage
PLANTING WEEDING AND HARVESTING OF CROPS LIKE CASSAVA MAZIE YAM OKRO THREELEAFYA CUCUMBER AND VEGETABLES			
CLEARING OF BUSH PLANTING WEEDING AND HARVESTING OF CROPS LIKE CASSAVA YAM MAZIE COCOYAM THREELEAFYA OKRO AND VEGETABLES.		1	0.1%
CLEARING OF BUSH PLANTING WEEDING AND HARVESTING OF CROPS LIKE CASSAVA, MAZIE OKRO ,VEGETA EGG, PEPPER,AND MELON.		1	0.1%
CLEARING OF BUSH PLANTING WEEDING AND HARVESTING OF CROPS LIKE CASSAVA, MAZIE, OKRO, VEGETABLES ,M AND GARDEN EGG.		1	0.1%
CLEARING OF BUSH PLANTING WEEDING AND HARVESTING OF CROPS.		1	0.1%

File : NLFS_2023Q2_INDIVIDUAL

agf3a: agf3. what is the main product from (farming, rearing animals, [and/or fishing])

Value	Label	Cases	Percentage
CLEARING OF FARMLAND, MAKING OF RIDGES, PLANTING, WEEDING, APPLICATION OF FERTILIZER, AND HARVESTING OF MAIZE, GUINEA CORN, RICE,GROUNDN		1	 0.1%
COCKS, DUCKS,HENS ETC		1	 0.1%
COCOYAM, ACHA, MILLET, IRISH POTATOES, IRISH POTATOES		1	 0.1%
COCOYAM, SWEET POTATOES, MILLET, ACHA		1	 0.1%
CORN, PLANTAIN, CASSAVA, ORANGE, VEGETABLES		1	 0.1%
CORN, CASSAVA, VEGETABLES, PALM FRUITS ETC		1	 0.1%
COW, SHEEPS,GOATS AND RAMS		1	 0.1%
COW,SHEEPS, GOATS AND RAM		1	 0.1%
COWPEA, COCOAYAM, MAZIE, VEGETABLES, OKRO		1	 0.1%
COWS, GOATS, SHEEPS		1	 0.1%
CROP FARMER CLEARING OF BUSH PLANTING AND		1	 0.1%










File : NLFS_2023Q2_INDIVIDUAL

agf3a: agf3. what is the main product from (farming, rearing animals, [and/or fishing])

Value	Label	Cases	Percentage
HARVESTING OF CROPS LIKE CASSAVA MAZIE OKRO VEGETABLE AND ARKIDI.			
CROP FARMER: GROWING MILLET, GUINEA CORN, BEAN AND ZOBO		1	0.1%
CROP FARMER: GROWING MILLET, GUINEA CORN, GROUNDNUT AND ZOBO		1	0.1%
CROP FARMING		14	1.2%
CROP FARMING CASSAVA PLANTAIN BANNANA POTATOES PEPPER VEGETABLE		1	0.1%
CROP FARMING CASSAVA PLANTAIN PINEAPPLE SUGARCANE PEPPER		1	0.1%
CROP FARMING IN VEGETABLE PLANTAIN PINEAPPLE BANNANA CASSAVA PEPPER		1	0.1%
CROP FARMING LIKE MILLET GUINEA CORN AND BEANS, REARING OF ANIMALS LIKE GOATS AND SHEEPS COW		1	0.1%
CROP FARMING, CASSAVA		1	0.1%


File : NLFS_2023Q2_INDIVIDUAL

agf3a: agf3. what is the main product from (farming, rearing animals, [and/or fishing])

Value	Label	Cases	Percentage
PEPPER PLANTAIN VEGETABLE BITTER LEAVES COCOYAM			
CROP FARMING, CASSAVA PLANTAIN BANNANA SUGARCANE PEPPER VEGETABLE		1	 0.1%
CROP FARMING, CASSAVA PLANTAIN SUGARCANE PEPPER VEGETABLE		1	 0.1%
CROP PRODUCE		1	 0.1%
CROPS FARMER (YAM, CASSAVA, CORN, VEGETABLES ETC		1	 0.1%
CROPS FARMER (CASSAVA, CORN, VEGETABLES, MELLON ETC		1	 0.1%
CROPS FARMER CASSAVA, CORN, VEGETABLES ETC		1	 0.1%
CROPS FARMER (CASSAVA, CORN, VEGETABLES, PALM FRUITS		1	 0.1%
CROPS FARMER (CASSAVA CORN, MELLON AND VEGETABLES		1	 0.1%
CROPS FARMER (CASSAVA, CORN,		1	 0.1%

File : NLFS_2023Q2_INDIVIDUAL

agf3a: agf3. what is the main product from (farming, rearing animals, [and/or fishing])

Value	Label	Cases	Percentage
VEGETABLES, MELLON ETC			
CROPS FARMER (CASSAVA, CORN, VEGETABLES, PALM FRUITS, CUCUMBERS, GARDEN EGGS)		1	 0.1%
CROPS FARMER (CASSAVA, CORN, VEGETABLES, PALM OIL		1	 0.1%
CROPS FARMER (CASSAVA, CORN, VEGETABLES, YAM ETC		1	 0.1%
CROPS FARMING		3	 0.2%
CROPS FARMING PLANTING WEEDING AND HARVESTING CROPS LIKE MILLET GUINEA CORN AND BEANS		1	 0.1%
CROPS FARMING PLANTING WEEDING AND HARVESTING LIKE MILLET GUINEA CORN AND BEANS RICE ONIONS PEPPER TOMATOES OKRO, REARING OF ANIMAL LIKE GOAT SHEEPS AND CAWS		1	 0.1%
CROPS FARMING PLANTING WEEDING AND HARVESTING LIKE MILLET GUINEA CORN BEANS		1	 0.1%




File : NLFS_2023Q2_INDIVIDUAL

agf3a: agf3. what is the main product from (farming, rearing animals, [and/or fishing])

Value	Label	Cases	Percentage
RICE ONIONS PEPPER TOMATOES OKRO REARING OF GOAT SHEEPS			
CROPS FARMING PLANTING WEEDING AND HARVESTING OF CROPS LIKE MILLET GUINEA CORN AND BEANS		23	<div></div> 1.9%
CROPS FARMING PLANTING WEEDING AND HARVESTING OF CROPS LIKE MILLET GUINEA CORN AND BEANS, REARING OF GOAT SHEEPS		1	<div></div> 0.1%
CROPS FARMING PLANTING WEEDING AND HARVESTING OF CROPS LIKE MILLET GUINEA CORN AND, RICE		1	<div></div> 0.1%
CROPS FARMING PLANTING WEEDING AND HARVESTING OF CROPS LIKE MILLET GUINEA CORN BEANS ONIONS GARLIC PEPPER AND TOMATOES		2	<div></div> 0.2%
CROPS FARMING PLANTING WEEDING AND HARVESTING OF CROPS LIKE MILLET GUINEA CORN BEANS		1	<div></div> 0.1%




File : NLFS_2023Q2_INDIVIDUAL

agf3a: agf3. what is the main product from (farming, rearing animals, [and/or fishing])

Value	Label	Cases	Percentage
RICE ONIONS PEPPER TOMATOES OKRO, REARING GOAT SHEEPS			
CROPS FARMING PLANTING WEEDING AND HARVESTING OF MILLET GUINEA CORN AND BEANS		3	 0.2%
CROPS FARMING PLANTING WEEDING AND HARVESTING OF MILLET GUINEA CORN AND BEANS RICE REARING OF ANIMAL LIKE GOAT SHEEPS AND CAWS		1	 0.1%
CROPS FARMING PLANTING WEEDING AND HARVESTING OF MILLET GUINEA CORN AND BEANS RICE REARING OF ANIMALS GOATS SHEEPS AND COWS		1	 0.1%
CROPS FARMING PLANTING WEEDING AND HARVESTING OF MILLET GUINEA CORN AND MAIZE RICE, REARING OF ANIMALS, LIKE GOAT SHEEPS AND CAWS		1	 0.1%
CROPS FARMING PLANTING		1	 0.1%







File : NLFS_2023Q2_INDIVIDUAL

agf3a: agf3. what is the main product from (farming, rearing animals, [and/or fishing])

Value	Label	Cases	Percentage
WEEDING AND HARVESTING OF MILLET GUINEA CORN BEANS RICE ONIONS GARLIC PEPPER TOMATOES OKRO			
CROPS FARMING PLANTING WEEDING AND HARVESTING OF MILLET GUINEA CORN BEANS RICE ONIONS PEPPER TOMATOES OKRO		1	 0.1%
CROPS FARMING PLANTING WEEDING HARVESTING OF CROPS LIKE MILLET GUINEA CORN AND BEANS		1	 0.1%
CROPS FARMING PLANTING WEEDING HARVESTING OF MILLET GUINEA CORN BEANS, REARING AND RAISING ANIMALS GOATS SHEEPS		1	 0.1%
CROPS FARMING PLANTING WEEDING HARVESTING REARING GOAT SHEEPS		1	 0.1%
CROPS FARMING PLANTING WEEDING HARVESTING REARING OF ANIMALS LIKE GOATS SHEEPS AND		1	 0.1%









File : NLFS_2023Q2_INDIVIDUAL

agf3a: agf3. what is the main product from (farming, rearing animals, [and/or fishing])

Value	Label	Cases	Percentage
COWS, CROPS LIKE MILLET GUINEA CORN AND RICE			
CROPS FARMING PLANTING WEEDING OF MILLET GUINEA CORN AND BEANS REARING GOAT AND SHEEPS		1	 0.1%
CULTIVATING OF CASSAVA , MAIZE ,VEGETA		1	 0.1%
CULTIVATING OF CASSAVA , VEGETABLES AND MELON.		1	 0.1%
CULTIVATING OF CASSAVA ,VEG AND MELON		1	 0.1%
CULTIVATING OF CASSAVA ,VEG AND YAM		2	 0.2%
CULTIVATING OF CASSAVA ,VEG AND YAM.		2	 0.2%
CULTIVATING OF CASSAVA AND MAIZE		2	 0.2%
CULTIVATING OF CASSAVA, VEGETABLES ,C AND YAM		2	 0.2%
CULTIVATING OF CASSAVA, VEGETABLES ,M AND MELON.		1	 0.1%
CULTIVATING OF MIXED CROPS LIKE RICE, VEGETABLES, MAIZE,COCOY YAM, CASSAVA AND REARING OF ANIMALS LIKE CHICKEN, CATTLE AND POUND FISH.		2	 0.2%











File : NLFS_2023Q2_INDIVIDUAL

agf3a: agf3. what is the main product from (farming, rearing animals, [and/or fishing])

Value	Label	Cases	Percentage
CULTIVATING OF MIXED CROPS LIKE RICE, VEGETABLES, MAIZE,COCOYAM, YAM, CASSAVA, FRUITS, POTATOES, MELONS		1	 0.1%
CULTIVATING OF MIXED CROPS LIKE RICE, VEGETABLES, MAIZE,COCOYAM, YAM, CASSAVA, MELONS, GROUNDNUT AND PEPPER		1	 0.1%
CULTIVATION AND GROWING OF CASSAVA,		1	 0.1%
CULTIVATION AND GROWING OF CASSAVA, YAM AND POTATOES		1	 0.1%
CULTIVATION OF MAIZE, GUNEACON GRANDNUT BEAN'S MILLET AND RICE		1	 0.1%
CuLTIVATION OF CASSAVA AND BAMBARANUT FARM FOR THE FARMING SEASON		2	 0.2%
CuLTIVATION OF CASSAVA FARM AND GROUNDNUT FOR THE FARMING SEASON		1	 0.1%
CuLTIVATION OF GROUNDNUT FARM FOR THE FARMING SEASON		2	 0.2%

File : NLFS_2023Q2_INDIVIDUAL

agf3a: agf3. what is the main product from (farming, rearing animals, [and/or fishing])

Value	Label	Cases	Percentage
CULTIVATION OF MAIZE, GROUNDNUT AND CASSAVA FARM FOR THE FARMING SEASON		1	 0.1%
EGUSI, MAIZE, GUNIEA CORN, GROUNDNUT SOYA BEANS		1	 0.1%
FARMER PLANTING OF GROUNDNUT SEEDS FOR THE FARMING SEASON		1	 0.1%
FARMER, CULTIVATION OF CASSAVA FARM FOR THE FARMING SEASON		1	 0.1%
FARMER, CULTIVATION OF GROUNDNUT, GUNEACORN AND CASSAVA FARM FOR THE FARMING SEASON		1	 0.1%
FARMING OF MAIZE, CASSAVA AND YAM		1	 0.1%
FARMING OF MAIZE, GROUNDNUT, GUENICORN AND BAMBARANUT		1	 0.1%
FARMING OF MAIZE , CASSAVA AND YAM		1	 0.1%
FARMING OF CASSAVA, YAM AND RICE		1	 0.1%
FARMING OF CASSAVA, YAM AND MAIZE		1	 0.1%













File : NLFS_2023Q2_INDIVIDUAL

agf3a: agf3. what is the main product from (farming, rearing animals, [and/or fishing])

Value	Label	Cases	Percentage
FARMING OF FRESH VEGETABLE		1	0.1%
FARMING OF GUENICORN, COTTON, SUYA BEANS AND OKORO		1	0.1%
FARMING OF MAIZE ,BEANS AND GROUNDNUT		1	0.1%
FARMING OF MAIZE AND GUENICORN		5	0.4%
FARMING OF MAIZE, BEANS ,RICE AND GROUNDNUT		1	0.1%
FARMING OF MAIZE, BEANS AND BENESEED		1	0.1%
FARMING OF MAIZE, BEANS AND GROUNDNUT		1	0.1%
FARMING OF MAIZE, BEANS, RICE, GUINEA CORN AND GROUNDNUT		1	0.1%
FARMING OF MAIZE, GUENICORN AND BEANS		1	0.1%
FARMING OF MAIZE, RICE AND GROUNDNUT		3	0.2%
FARMING OF MAIZE, RICE AND GROUNDNUT		1	0.1%
FARMING OF MAIZE, RICE, ONION,CASSAV ETC		1	0.1%
FARMING OF MAIZE, AND GUENICORN		1	0.1%
FARMING OF MAIZE, BEANS AND RICE		1	0.1%

File : NLFS_2023Q2_INDIVIDUAL

agf3a: agf3. what is the main product from (farming, rearing animals, [and/or fishing])

Value	Label	Cases	Percentage
FARMING OF MAIZE, BEANS AND GROUNDNUT		3	 0.2%
FARMING OF MAIZE, BEANS, GROUNDNUT AND GUENICORN		1	 0.1%
FARMING OF MAIZE, BEANS, GROUNDNUT AND GUENICORN		1	 0.1%
FARMING OF MAIZE, BEANS, GUENICORN AND COTTON		1	 0.1%
FARMING OF MAIZE, BEANS, RICE AND GROUNDNUT		1	 0.1%
FARMING OF MAIZE, SUYA BEANS, BEANS AND GROUNDNUT		1	 0.1%
FARMING OF CASSAVA, MAIZE AND YAM		1	 0.1%
FARMING OF CASSAVA, YAM, POTEToes, AND COCOYAM		1	 0.1%
FARMING OF CASSAVA, YAM MAIZE, COCOYAM AND GROUNDNUT		1	 0.1%
FARMING OF MAIZE AND GUENICORN		1	 0.1%
FARMING OF MAIZE, BEANS AND BENESEED		1	 0.1%
FARMING OF MAIZE, BEANS AND GROUNDNUT		1	 0.1%

File : NLFS_2023Q2_INDIVIDUAL

agf3a: agf3. what is the main product from (farming, rearing animals, [and/or fishing])

Value	Label	Cases	Percentage
FARMING OF MAIZE, BEANS AND RICE		1	0.1%
FARMING OF MAIZE, BEANS, GROUNDNUT AND GUENICORN		1	0.1%
FARMING OF MAIZE, GROUNDNUT AND SUYA BEANS		2	0.2%
FARMING OF MAIZE, GUENICORN ,C AND CASSAVA		1	0.1%
FARMING OF MAIZE, GUENICORN AND OKORO		1	0.1%
FARMING OF MAIZE, GUENICORN COTTON AND CASSAVA		1	0.1%
FARMING OF MAIZE, RICE AND GROUNDNUT		2	0.2%
FARMING OF MAIZE, RICE AND GUENICORN		1	0.1%
FARMING OF MAIZE, RICE, AND GROUNDNUT		1	0.1%
FARMING OF MAIZE, BEANS AND RICE		1	0.1%
FARMING OF MAIZE, BEANS AND SUYA BEANS		1	0.1%
FARMING OF MAIZE, BEANS, GROUNDNUT AND GUENICORN		1	0.1%
FARMING OF MAIZE, BEANS,		1	0.1%

File : NLFS_2023Q2_INDIVIDUAL

agf3a: agf3. what is the main product from (farming, rearing animals, [and/or fishing])

Value	Label	Cases	Percentage
GUINEA CORN AND COTTON			
FARMING OF MAIZE, CASSAVA,BAN, AND ONIONS		1	0.1%
FARMING OF MAIZE, RICE AND GROUNDNUT		2	0.2%
FARMING OF MAIZE, RICE AND GUENICORN		1	0.1%
FARMING OF MAIZE, RICE AND OKORO		1	0.1%
FARMING OF MAIZE, RICE AND GROUNDNUT		1	0.1%
FARMING OF MAIZE, RICE, ONIONS, CASSAVA ETC		2	0.2%
FARMING (CROPS FARMING AND REARING OF GOAT, SHEEPS, CHICKENS)		1	0.1%
FARMING (FARMING OF BEANS, AND MAIZE)		1	0.1%
FARMING (FARMING OF BEANS, GUNEA CORN AND MALLET		1	0.1%
FARMING (FARMING OF BEANS, GUNEA CORN AND SOYA BEANS)		2	0.2%
FARMING (FARMING OF BEANS, GUNEA CORN,		1	0.1%
FARMING (FARMING OF BEANS, GUNEA CORN, AND BEANS		1	0.1%
FARMING (FARMING		1	0.1%

File : NLFS_2023Q2_INDIVIDUAL

agf3a: agf3. what is the main product from (farming, rearing animals, [and/or fishing])

Value	Label	Cases	Percentage
OF BEANS, GUNEA CORN, BEANS)			
FARMING (FARMING OF BEANS, GUNEA CORN, MAIZE)		1	0.1%
FARMING (FARMING OF BEANS, GUNEA CORN, MALLET)		1	0.1%
FARMING (FARMING OF BEANS, GUNEA CORN, SOYA BEANS)		1	0.1%
FARMING (FARMING OF BEANS, MILLET, GUNEA CORN)		1	0.1%
FARMING (FARMING OF BEANS, SOYA BEANS, MAIZE AND GUNEA CORN)		1	0.1%
FARMING (FARMING OF BEANS, SOYA BEANS, MAIZE AND RICE)		1	0.1%
FARMING (FARMING OF BEANS, SOYA BEANS, MAIZE, AND GUNEA CORN)		1	0.1%
FARMING (FARMING OF GUNEA CORN, BEANS, MAIZE)		1	0.1%
FARMING (FARMING OF GUNEA CORN, MALLET, BEANS)		1	0.1%
FARMING (FARMING OF GUNEA CORN, SOYA BEANS AND BEANS)		1	0.1%
FARMING (FARMING OF GUNEA CORN,		1	0.1%












File : NLFS_2023Q2_INDIVIDUAL

agf3a: agf3. what is the main product from (farming, rearing animals, [and/or fishing])

Value	Label	Cases	Percentage
SOYA BEANS, MAIZE AND BEANS)			
FARMING (FARMING OF GUNEA CORN,SOYA BEANS, MAIZE)		1	0.1%
FARMING (FARMING OF GUNEA, MAIZE, BEANS AND RICE)		1	0.1%
FARMING CASSAVA, MAIZE, CASHEW AND BEANS		1	0.1%
FARMING CASSAVA, MAIZE, OKRO AND CASHEW		1	0.1%
FARMING CASSAVA, YAM, MAIZE, TOMATOES, PEPPER AND CASHEW		1	0.1%
FARMING CASSAVA, YAM, MAIZE, TOMATOES, PEPPER, CASHEW, PLANTAIN, BANANA AND PALM TREE		1	0.1%
FARMING OF MAIZE, RICE AND GROUNDNUT		1	0.1%
FARMING OF MAIZE, BEANS AND GROUNDNUT		1	0.1%
FARMING OF MAIZE, BEANS, RICE AND GROUNDNUT		1	0.1%
FARMING OF CASSAVA YAM AND COCOYAM		1	0.1%
FARMING OF CASSAVA AND YAM		1	0.1%

File : NLFS_2023Q2_INDIVIDUAL

agf3a: agf3. what is the main product from (farming, rearing animals, [and/or fishing])

Value	Label	Cases	Percentage
FARMING OF CASSAVA, COCOYAM, YAM AND RICE		1	 0.1%
FARMING OF CASSAVA, YAM AND POTEToes		1	 0.1%
FARMING OF CASSAVA, YAM AND RICE		2	 0.2%
FARMING OF CASSAVA, YAM POTEToes AND OKRO		1	 0.1%
FARMING OF CASSAVA, YAM, AND MAIZE		1	 0.1%
FARMING OF CASSAVA, YAM, COCOYAM, AND MAIZE		1	 0.1%
FARMING OF CASSAVA, YAM, MAIZE AND RICE		1	 0.1%
FARMING OF CASSAVA, YAM, MAIZE, COCOYAM AND GROUNDNUT		1	 0.1%
FARMING OF CASSAVA, YAM, MAIZE, OKRO AND COCOYAM		2	 0.2%
FARMING OF CASSAVA, YAM, MAIZE, OKRO, COCOYAM, GROUNDNUT AND RICE		1	 0.1%
FARMING OF CASSAVA, YAM, POTEToes AND RICE		3	 0.2%
FARMING OF CASSAVA, YAM, POTEToes,		1	 0.1%

File : NLFS_2023Q2_INDIVIDUAL

agf3a: agf3. what is the main product from (farming, rearing animals, [and/or fishing])

Value	Label	Cases	Percentage
AND COCOYAM			
FARMING OF CASSAVA, YAM, POTEToes, MAIZE AND GROUNDNUT		1	0.1%
FARMING OF CASSAVA, YAM, POTEToes, MAIZE AND OKRO		1	0.1%
FARMING OF CASSAVA, YAM, POTEToes, MAIZE, AND OKRO		1	0.1%
FARMING OF CASSAVA, YAM, POTEToes, MAIZE, OKRO, AND COCOYAM		1	0.1%
FARMING OF CASSAVA, YAM, POTEToes, MAIZE,AND OKRO		1	0.1%
FARMING OF CASSAVA, YAM, RICE, AND GROUNDNUT		1	0.1%
FARMING OF CASSAVA,YAM POTEToes AND RICE		1	0.1%
FARMING OF CROPS LIKE GROUNDNUT AND BEANS		1	0.1%
FARMING OF CROPS LIKE GROUNDNUT, BEANS, MAIZE AND SOYA BEANS		2	0.2%
FARMING OF GUINEA CORN, BEANS, SOYABEANS, GROUNDNUT AND RICE		1	0.1%










File : NLFS_2023Q2_INDIVIDUAL

agf3a: agf3. what is the main product from (farming, rearing animals, [and/or fishing])

Value	Label	Cases	Percentage
FARMING OF GUINEACORN AND GROUDNUT		1	0.1%
FARMING OF MAIZE ,BEANS GROUNDNUT		1	0.1%
FARMING OF MAIZE, BEANS, GROUNDNUT AND GUENICORN		6	0.5%
FARMING OF MAIZE, BEANS, RICE AND GROUNDNUT		12	1.0%
FARMING OF MAIZE, CASSAVA, OKRO, BEANS, PEPPER, PALM TREES AND CASHEW		1	0.1%
FARMING OF MAIZE, GROUNDNUT, GUENICORN AND RICE		1	0.1%
FARMING OF MAIZE, GROUNDNUT, GUENICORN AND RICE		1	0.1%
FARMING OF MAIZE, GUENICORN AND GROUNDNUT		1	0.1%
FARMING OF MAIZE, GUENICORN, RICE AND GROUNDNUT		2	0.2%
FARMING OF MAIZE, RICE AND GROUNDNUT		3	0.2%
FARMING OF MAIZE, RICE, BEANS AND SOYABEANS		1	0.1%
FARMING OF MAIZE, RICE, GUENICORN AND GROUNDNUT		5	0.4%
















File : NLFS_2023Q2_INDIVIDUAL

agf3a: agf3. what is the main product from (farming, rearing animals, [and/or fishing])

Value	Label	Cases	Percentage
FARMING OF YAM, CASSAVA, MAIZE, COCOYAM, AND GROUNDNUT		1	 0.1%
FARMING OF YAM, CASSAVA, MAIZE, OKRO, COCOYAM, AND GROUNDNUT		1	 0.1%
FARMING ON CASSAVA, GROUNDNUT AND YAM		1	 0.1%
FARMING PLANTING WEEDING AND HARVESTING OF CROPS LIKE MILLET GUINEA CORN AND BEANS		1	 0.1%
FARMING(FARM OF BEANS AND MILLET)		1	 0.1%
FARMING, FARMS OF BEANS, MILLETS, GROUNDNUTS, GUNEA CORN, MAIZE, SOYA BEANS ETC.		1	 0.1%
FARMING, FARMS OF BEANS, MILLETS, GROUNDNUTS, GUNEA CORN, MAIZE,SOYA BEANS ETC.		1	 0.1%
FARMING, FARMS OF GUNEA CORN, BEANS, GROUNDNUTS, MILLETS, MAIZE, SOYA BEANS ETC.		1	 0.1%
FONIO (ACHA), MAIZE, COCOYAM		1	 0.1%

File : NLFS_2023Q2_INDIVIDUAL

agf3a: agf3. what is the main product from (farming, rearing animals, [and/or fishing])

Value	Label	Cases	Percentage
GOAT ,SHEEP, RAM		1	 0.1%
GOAT REARING		1	 0.1%
GOATS SHEEPS AND RAMS		1	 0.1%
GOATS, SHEEPS AND RAMS		1	 0.1%
GROUNDNUT AND MAIZE.		2	 0.2%
GROUNDNUT AND PEPPER		1	 0.1%
GROUNDNUT BEANS VEGETABLES AND CHICKEN		1	 0.1%
GROUNDNUT BEANS VEGETABLES AND CHICKENS		1	 0.1%
GROUNDNUT VEGETABLES PEPPERS TOMATOES BEANS AND CHICKENS		1	 0.1%
GROUNDNUT, MAIZE, GUNIEA CORN		1	 0.1%
GROUNDNUT, MILLET, RICE, BEANS, GUINEA CORN		1	 0.1%
GROUNDNUT, POTATOES, PEPPER, MELONS, CASSAVA, VEGETABLES, FRUITS, RICE, YAM AND COCOYAM		1	 0.1%
GROUNDNUT, BAMBRA NUT, GUINEA CORN, BEANS		1	 0.1%
GROUNDNUT, MAIZE, MILLET		1	 0.1%
GROUNDNUT, MAIZE, PEPPER, COCOYAM, RICE,		1	 0.1%

File : NLFS_2023Q2_INDIVIDUAL

agf3a: agf3. what is the main product from (farming, rearing animals, [and/or fishing])

Value	Label	Cases	Percentage
CASSAVA, POTATOES, RICE, MELON, VEGETABLES AND FRUITS			
GROUNDNUT, MELON AND RICE		1	0.1%
GROUNDNUT, MELON, AND RICE		1	0.1%
GROUNDNUT, MELON, AND RICE		1	0.1%
GROUNDNUT, RICE, FRUITS, POTATOES, PEPPER, MELONS, MAIZE AND COCOYAM, VEGETABLES AND RICE		1	0.1%
GROUNDNUT, YAM, BEANS, MAIZE		1	0.1%
GROUNDNUTS MAIZE		1	0.1%
GROUNDNUTS, GUINEA CORN, MAIZE, MILLET, RICE, BANBARA, YAM.		1	0.1%
GROUNDNUTS, RICE, MAIZE, GUINEA CORN, CASSAVA, YAM.		1	0.1%
GROWER AND HARVESTING OF FOOD CROPS SUCH AS: CASSAVA, Y MAIZE, PEPPER, ORANGES, PLANTAIN, BAN		1	0.1%
GROWING AND HARVESTING OF YAMS AND PEPPER		2	0.2%
GROWING MILLET, GUINEA CORN, BEAN, RICE AND CASSAVA		1	0.1%















File : NLFS_2023Q2_INDIVIDUAL

agf3a: agf3. what is the main product from (farming, rearing animals, [and/or fishing])

Value	Label	Cases	Percentage
GROWING OF CASSAVA AND YAM		1	0.1%
GROWING OF CASSAVA, MAIZE AND YAM		1	0.1%
GROWING OF CASSAVA, CORN , YAM ,WATERY AND VEGETABLES		1	0.1%
GROWING OF CASSAVA, YAM, CORN,WATERY AND VEGETABLES		1	0.1%
GROWING OF CASSAVA, YAM, WATERYAM AND CORN		1	0.1%
GROWING OF GRAINS SUCH AS GROUNDNUT, BEANS AND BAMBARANUT		1	0.1%
GROWING OF MAIZE GUINEA CORN BEANS SOYA BEANS AND RAISING OF COWS AND GOATS		1	0.1%
GROWING OF MAIZE, GROUNDNUTS, BEANS AND SOYA BEANS		1	0.1%
GROWING OF YAM, CASSAVA, MAIZE, OKRO, COCOYAM, AND GROUNDNUT		1	0.1%
GUINEA CORN BEANS AND SOYA BEANS		1	0.1%
GUINEA CORN MILLET, BEANS AND MAIZE		1	0.1%

File : NLFS_2023Q2_INDIVIDUAL

agf3a: agf3. what is the main product from (farming, rearing animals, [and/or fishing])

Value	Label	Cases	Percentage
GUINEA CORN BEANS AND SOYA BEANS		1	 0.1%
GUINEA CORN MILLET BEANS AND GROUNDNUT		1	 0.1%
GUINEA CORN MILLET BEANS AND SOYA BEANS		2	 0.2%
GUINEA CORN, BEANS, MILET AND SOYABEANS		1	 0.1%
GUINEA CORN, BEANS, MILET, AND SOYABEANS		1	 0.1%
GUINEA CORN, MAIZE AND BEANS		1	 0.1%
GUINEA CORN, MAIZE AND EGUSI		3	 0.2%
GUINEA CORN, MAIZE, BEANS, SOYA BEANS, MILLET, AND ONIONS		1	 0.1%
GUINEA CORN, MAIZE, MILLET, BEANS, SOYA BEANS AND ONIONS		1	 0.1%
GUINEA CORN, MAIZE, RICE, SOYA BEANS AND ONIONS		1	 0.1%
GUINEA CORN, MAIZE, RICE, SOYA BEANS, BEANS AND MILLET		1	 0.1%
GUINEA CORN, MILET, BEANS AND SOYABEANS		1	 0.1%
GUINEA CORN, MILLET AND BEAN		1	 0.1%
GUINEA CORN,		5	 0.4%












File : NLFS_2023Q2_INDIVIDUAL

agf3a: agf3. what is the main product from (farming, rearing animals, [and/or fishing])

Value	Label	Cases	Percentage
MILLET, BEANS AND SOYA BEANS			
GUINEA CORN, MILLET, BEANS, SOYA BEANS		1	<div></div> 0.1%
GUINEA CORN, MILLET, BEANS, SOYA BEANS AND BEANS		1	<div></div> 0.1%
GUINEA CORN, MILLET, BEANS, SOYA BEANS AND GROUNDNUTS		2	<div></div> 0.2%
GUINEA CORN, MILLET, BEANS, SOYA BEANS AND RICE		4	<div></div> 0.3%
GUINEA CORN, MILLET, BEANS, SOYA BEANS, AND MILLET		1	<div></div> 0.1%
GUINEA CORN, MILLET, BEANS, SOYA BEANS, AND ONIONS		1	<div></div> 0.1%
GUINEA CORN, MILLET, BEANS, SOYA BEANS, AND RICE		1	<div></div> 0.1%
GUINEA CORN, MILLET, BEANS, SOYA BEANS, MAIZE AND ONIONS		1	<div></div> 0.1%
GUINEA CORN, MILLET, BEANS, SOYA BEANS, RICE AND ONIONS		1	<div></div> 0.1%
GUINEA CORN,		1	<div></div> 0.1%

File : NLFS_2023Q2_INDIVIDUAL

agf3a: agf3. what is the main product from (farming, rearing animals, [and/or fishing])

Value	Label	Cases	Percentage
MILLET, BEANS, SOYA BEANS, RICE AND SWEET POTATOES			
GUINEA FOWLS AND CHICKENS		1	 0.1%
GUNEA CORN, BEANS, GROUNDNUTS, MILLETS, MAIZE, SOYA BEANS ETC.		1	 0.1%
GUNEA CORN, BEANS, GROUNDNUTS, MILLETS, MAIZE,ETC.		1	 0.1%
GUNEA CORN, BEANS, GROUNDNUTS, MILLETS, MAIZE,SOYA BEANS ETC.		1	 0.1%
GUNEA CORN, BEANS, GROUNDNUTS, MILLETS, SOYA BEANS, MAIZE ETC.		1	 0.1%
GUNEA CORN, BEANS, GROUNDNUTS, SOYA BEANS ETC.		1	 0.1%
GUNEA CORN, BEANS, GROUNDNUTS, SOYA BEANS, MILLETS ETC.		1	 0.1%
GUNEA CORN, BEANS, GROUNDNUTS, MAIZE, SOYA BEANS ETC.		1	 0.1%
GUNEA CORN, BEANS, MILLET, GROUNDNUTS ETC.		1	 0.1%
GUNEA CORN, MILLETS, BEANS, GROUNDNUTS, MAIZE, SOYA BEANS ETC.		1	 0.1%
GUNEACORN MAIZE		1	 0.1%

File : NLFS_2023Q2_INDIVIDUAL

agf3a: agf3. what is the main product from (farming, rearing animals, [and/or fishing])

Value	Label	Cases	Percentage
MILLET GERO BEENSEED, BEANS AND REARING OF ANIMALS LIKE CATTLE SHEEPS GOAT			
Guinea Corn, Maize		1	0.1%
Guinea Corn, Maize ,melon, Cassava, groundnut, rice, sesame seeds		1	0.1%
HEAPING OF RIDGES AND CULTIVATION OF CASSAVA FARM		3	0.2%
HELPING PARENT ON THE FARM		1	0.1%
LIVESTOCK PRODUCTION FOR HOUSEHOLD CONSUMPTION AND SALES		7	0.6%
LIVESTOCK PRODUCTION FOR HOUSEHOLDS CONSUMPTION		1	0.1%
MAIZE		2	0.2%
MAIZE ,BEANS, YAM AND GROUNDNUT		1	0.1%
MAIZE ONLY		1	0.1%
MAIZE ,GUINEA CORN		1	0.1%
MAIZE ,MILLET BEANS AND GROUNDNUTS		1	0.1%
MAIZE AND BEANS		1	0.1%
MAIZE AND CASSAVA		1	0.1%
MAIZE AND GROUNDNUT		1	0.1%
MAIZE AND IRISH POTATOES		1	0.1%
MAIZE AND MILLET		1	0.1%
MAIZE AND OKRO		1	0.1%

File : NLFS_2023Q2_INDIVIDUAL

agf3a: agf3. what is the main product from (farming, rearing animals, [and/or fishing])

Value	Label	Cases	Percentage
MAIZE AND RICE		3	 0.2%
MAIZE BEANS GROUNDNUT VEGETABLES GOATS AND CHICKENS		2	 0.2%
MAIZE BEANS GROUNDNUT VEGETABLES SOY BEANS COWS AND GOATS		1	 0.1%
MAIZE BEANS GUINEA CORN GROUNDNUT GOATS AND CHICKENS		3	 0.2%
MAIZE BEANS GUINEA CORN GROUNDNUT SOY BEANS VEGETABLES GOATS AND CHICKENS		1	 0.1%
MAIZE BEANS GUINEA CORN GROUNDNUT VEGETABLES GOATS AND CHICKENS		1	 0.1%
MAIZE BEANS MILET GUINEA CORN GROUNDNUT AND REARS SHEEPS GOATS AND CHICKENS		1	 0.1%
MAIZE BEANS MILET GUINEA CORN GROUNDNUT COWS CALFS SHEEPS AND GOATS		1	 0.1%
MAIZE BEANS MILET GUINEA CORN GROUNDNUT GOATS AND CHICKENS		1	 0.1%
MAIZE BEANS MILET GUINEA CORN GROUNDNUT RICE SHEEPS AND GOATS		1	 0.1%














File : NLFS_2023Q2_INDIVIDUAL

agf3a: agf3. what is the main product from (farming, rearing animals, [and/or fishing])

Value	Label	Cases	Percentage
MAIZE BEANS MILET GUINEA CORN GROUNDNUT SHEEPS AND GOATS		1	0.1%
MAIZE BEANS MILET GUINEA CORN SOY BEANS SHEEPS AND GOATS		1	0.1%
MAIZE BEANS RICE MILET GROUNDNUT SHEEPS GOATS AND CHICKENS		1	0.1%
MAIZE BEANS RICE MILET GUINEA CORN GROUNDNUT SHEEPS GOATS AND CHICKENS		1	0.1%
MAIZE BEANS SOY BEANS GROUNDNUT GOATS AND CHICKENS		1	0.1%
MAIZE GROUNDNUTS		1	0.1%
MAIZE GROUNDNUTS RICE		1	0.1%
MAIZE GUINEA CORN MILLET BEANS SOYA BEANS AND GROUNDNUT		1	0.1%
MAIZE MILLET GUINEA CORN GROUNDNUT COTTON SEEDS SESAME SEEDS BEANS SOYA BEANS AND RAISING OF COWS GUINEA FOWLS AND DUCK'S		1	0.1%
MAIZE, BEANS AND GROUNDNUTS		1	0.1%












File : NLFS_2023Q2_INDIVIDUAL

agf3a: agf3. what is the main product from (farming, rearing animals, [and/or fishing])

Value	Label	Cases	Percentage
MAIZE, BEANS, AND GRANUT		1	 0.1%
MAIZE, GUNIEA CORN AND YAM		1	 0.1%
MAIZE, MILLET, GUNIEA CORN AND RICE		1	 0.1%
MAIZE, BEANS AND GROUNDNUT		3	 0.2%
MAIZE, BEANS AND GUINEA CORN.		1	 0.1%
MAIZE, BEANS, CASSAVA, YAM, PEPPER,		1	 0.1%
MAIZE, BEANS, CASSAVA, YAM, VEGETABLES		1	 0.1%
MAIZE, BEANS, GROUNDNUT AND MILLET		1	 0.1%
MAIZE, BEANS, GROUNDNUT, MILLET AND GUINEA CORN		1	 0.1%
MAIZE, BEANS, GROUNDNUTS, GUNEA CORN ETC.		1	 0.1%
MAIZE, BEANS, GROUNDNUTS, GUNEA CORN, MILLETS, GUNEA CORN, SOYA BEANS ETC.		1	 0.1%
MAIZE, BEANS, GROUNDNUTS, GUNEA CORN, MILLETS, SOYA BEANS ETC.		2	 0.2%
MAIZE, BEANS, GROUNDNUTS,		1	 0.1%

File : NLFS_2023Q2_INDIVIDUAL

agf3a: agf3. what is the main product from (farming, rearing animals, [and/or fishing])

Value	Label	Cases	Percentage
GUNEA CORN, SOYA BEANS ETC.			
MAIZE, BEANS, GROUNDNUTS, GUNEA CORN, SOYA BEANS, MILLETS ETC.		1	 0.1%
MAIZE, BEANS, GROUNDNUTS, MILLETS, GUNEA CORN, SOYA BEANS ETC.		1	 0.1%
MAIZE, BEANS, GUINEA CORN		1	 0.1%
MAIZE, BEANS, GUINEA CORN, SOYABEANS AND GROUNDNUT		1	 0.1%
MAIZE, BEANS, MILLET AND GROUNDNUT		2	 0.2%
MAIZE, BEANS, MILLETS, GUNEA CORN, GROUNDNUTS, SOYA BEANS,BEANS ETC.		1	 0.1%
MAIZE, BEANS,YAM AND GROUNDNUT		1	 0.1%
MAIZE, BENISEED, RICE, MILLET		1	 0.1%
MAIZE, CASSAVA, BEANS AND GROUNDNUTS		1	 0.1%
MAIZE, CASSAVA, GUINEA CORN AND BEANS		2	 0.2%
MAIZE, CASSAVA, SORGHUM AND MILLET		1	 0.1%














File : NLFS_2023Q2_INDIVIDUAL

agf3a: agf3. what is the main product from (farming, rearing animals, [and/or fishing])

Value	Label	Cases	Percentage
MAIZE, CASSAVA, VEGETABLE AND OTHERS		1	0.1%
MAIZE, CASSAVA, YAM, RICE, COCOYAM, VEGETABLES, GROUNDNUT, POTATOES, WATER WATER YAM, MELONS, PEPPER, AND FRUITS		1	0.1%
MAIZE, GROUNDNUT AND MILLET		1	0.1%
MAIZE, GROUNDNUT AND SOYABEANS		1	0.1%
MAIZE, GROUNDNUTS AND POTATOES, GOAT AND CHICKEN		1	0.1%
MAIZE, GROUNDNUTS UGU, GREEN LEAVE, CHICKEN AND GOAT		1	0.1%
MAIZE, GROUNDNUTS, BEANS AND SOYA BEANS		1	0.1%
MAIZE, GROUNDNUTS, GUINEA CORN AND YAMS		1	0.1%
MAIZE, GROUNDNUTS, GUINEA CORN, SOYA BEANS, BEANS ETC.		1	0.1%
MAIZE, GROUNDNUTS, MILLET		1	0.1%
MAIZE, GUINEA CORN AND BEANS		1	0.1%
MAIZE, GUINEA CORN AND SWEET POTATO		1	0.1%

File : NLFS_2023Q2_INDIVIDUAL

agf3a: agf3. what is the main product from (farming, rearing animals, [and/or fishing])

Value	Label	Cases	Percentage
MAIZE, GUINEA CORN, BEANS AND GROUNDNUT		1	 0.1%
MAIZE, GUINEA CORN, BEANS,		2	 0.2%
MAIZE, GUINEA CORN, CASSAVA ETC		1	 0.1%
MAIZE, GUINEA CORN, GROUNDNUTS, MILLET, RICE, YAM		1	 0.1%
MAIZE, GUINEA CORN, RICE		1	 0.1%
MAIZE, GUINEA CORN, RICE, YAM, GROUNDNUTS, MILLET		1	 0.1%
MAIZE, GUINEA CORN, SOYABEANS GROUNDNUT,A MELON		1	 0.1%
MAIZE, GUINEA CORN, SOYABEANS, MELON AND GROUNDNUT		1	 0.1%
MAIZE, GUNEACORN, MILLET		1	 0.1%
MAIZE, GUNEACORN, RICE, SOYA BEANS		1	 0.1%
MAIZE, GUNEACORN,R BEANS, MILLET		1	 0.1%
MAIZE, GUNIEA CORN AND ONIONS		1	 0.1%
MAIZE, GUNIEA CORN, MILLET, SOYA BEAN,		1	 0.1%

File : NLFS_2023Q2_INDIVIDUAL

agf3a: agf3. what is the main product from (farming, rearing animals, [and/or fishing])

Value	Label	Cases	Percentage
GROUNDNUT, AND SWEET POTATOES			
MAIZE, GUNIEA CORN, GROUNDNUT, PEPPER AND BEANS		1	0.1%
MAIZE, IRISH POTATOES, COCOYAM, MILLET, ACHA, SWEET POTATOES.		1	0.1%
MAIZE, MILLET AND SOYABEANS		1	0.1%
MAIZE, MILLET, BEANS AND GRANUT		1	0.1%
MAIZE, MILLET, BEANS AND GROUNDNUT		1	0.1%
MAIZE, MILLET, FONIO(ACHA) SOYABEANS		1	0.1%
MAIZE, MILLET, GROUNDNUT, YAM, GUINEA CORN		1	0.1%
MAIZE, MILLET, GUINEA CORN AND BEANS.		2	0.2%
MAIZE, MILLET, IRISH POTATOES, COCOYAM, ACHA, SWEET POTATOES		1	0.1%
MAIZE, MILLET, IRISH, SWEET POTATOES AND COCOYAM		1	0.1%
MAIZE, POTATOES, BEANS, CASSAV AND GROUNDNUT		1	0.1%

File : NLFS_2023Q2_INDIVIDUAL

agf3a: agf3. what is the main product from (farming, rearing animals, [and/or fishing])

Value	Label	Cases	Percentage
MAIZE, RICE AND GUINEA CORN		1	0.1%
MAIZE, RICE GROUNDNUTS, BEANS AND REARING OF SHEEPS		1	0.1%
MAIZE, RICE, GUINEA CORN, GROUNDNUT, SOYA BEANS, YAM		1	0.1%
MAIZE, RICE, GUINEA CORN, GROUNDNUTS, YAM.		1	0.1%
MAIZE, RICE, GUNEACORN		1	0.1%
MAIZE, RICE, GUNEACORN AND REARING OF ANIMALS		1	0.1%
MAIZE, RICE, GUNEACORN, MILLET AND REARING OF ANIMALS		1	0.1%
MAIZE, RICE, SOYA BEANS AND GUNIEA CORN		2	0.2%
MAIZE, RICE, VEGETABLE, GROUNDNUTS		1	0.1%
MAIZE, RICE,MILLET, GROUNDNUT		1	0.1%
MAIZE, SOYA BEANS AND GROUNDNUT		2	0.2%
MAIZE, SOYA BEANS, GUNEA CORN, MILLETS, GROUNDNUTS, RICE ETC.		1	0.1%
MAIZE, SOYABEANS, RICE, GUINEA CORN		1	0.1%
MAIZE, SWEET POTATOES AND BEANS		1	0.1%














File : NLFS_2023Q2_INDIVIDUAL

agf3a: agf3. what is the main product from (farming, rearing animals, [and/or fishing])

Value	Label	Cases	Percentage
MAIZE, YAM, COCOYAM, CASSAVA, AND RICE		1	0.1%
MAIZE, YAMS, CASSAVA AND SORGHUM		1	0.1%
MAIZE,BEANS AND GROUNDNUTS		1	0.1%
MAIZE,BEANS, GROUNDNUTS, GUNEA CORN, MILLETS, BEANS, SOYA BEANS ETC.		1	0.1%
MAIZE,BEANS, SOYABEANS AND MILLET		1	0.1%
MAIZE,BEANS,S POTATOES,MIL SOYA BEANS		1	0.1%
MAIZE,CASSAVA TOMATOES,VEG PLANTAIN, BANANA,ORANGE AND PAWPAW		1	0.1%
MAIZE,GROUNDNUT AND BEANS		1	0.1%
MAIZE,GROUNDNUT YAM AND MILLET		1	0.1%
MAIZE,GUINEA CORN AND SOYA BEANS		1	0.1%
MAIZE,GUINEA CORN, MILLET, CHILLI,TOMATOES YAM,RICE		3	0.2%
MAIZE,MILLET		1	0.1%
MAIZE,MILLET, GROUNDNUT, YAM, GUINEA CORN		1	0.1%
MAIZE,MILLET, YAM, GUINEA CORN, RICE		1	0.1%
MAIZE,MILLET, POTATOES		1	0.1%
MAIZE,RICE, GUINEA CORN, GROUNDNUTS, MILLET,		1	0.1%













File : NLFS_2023Q2_INDIVIDUAL

agf3a: agf3. what is the main product from (farming, rearing animals, [and/or fishing])

Value	Label	Cases	Percentage
BANBARA BEANS, YAM			
MAIZE,SOYA BEANS, YAM, GROUNDNUT, MILLET, GUINEA, RICE		1	 0.1%
MAIZE,SWEET POTATOES, IRISH POTATOES, MILLET, COCOYAM		1	 0.1%
MAIZE,YAM,CC RICE		1	 0.1%
MAIZES, PLANTAINS, YAMS, VEGETABLES, CASSAVAS, VEGETABLES, PEPPERS, TOMATOES		1	 0.1%
MELON, GROUNDNUT AND PEPPERS		1	 0.1%
MELON, GROUNDNUT, MAIZE AND RICE		1	 0.1%
MELON, MAIZE, YAM, VEGETABLES, COCOYAM, CASSAVA		1	 0.1%
MELON, TOMATOES AND VEGETA		1	 0.1%
MILLET ,GUINE CORN AND BEANS		1	 0.1%
MILLET GUINEACORN SWEET MELON,RICE AND ONION		1	 0.1%
MILLET, BEAN AND GUINE CORN		1	 0.1%
MILLET, BEANS AND GROUNDNUT		2	 0.2%
MILLET, BEANS, GROUNDNUT AND GUINEA CORN		3	 0.2%













File : NLFS_2023Q2_INDIVIDUAL

agf3a: agf3. what is the main product from (farming, rearing animals, [and/or fishing])

Value	Label	Cases	Percentage
MILLET, GUINEA CORN AND BEAN		2	 0.2%
MILLET, GUINEA CORN AND BEANS		5	 0.4%
MILLET, GUINEA CORN, BEAN AND SESEMA		1	 0.1%
MILLET, GUINEA CORN, BEAN, SESEMA AND ZOBO		2	 0.2%
MILLET, GUINEA CORN, BEAN, SESEMA, WATER MELON AND ZOBO		1	 0.1%
MILLET, GUINEA CORN, BEANS AND GROUNDNUT		3	 0.2%
MILLET, GUINEA CORN, BEANS, GROUNDNUT AND BENI SEEDS		1	 0.1%
MILLET, GUINEA CORN, BENISEED AND ZOBO		1	 0.1%
MILLET, GUINEA CORN, BENISEED, BEANS AND ZOBO		1	 0.1%
MILLET, GUINEA CORN, BENISEED, ZOBO AND GROUNDNUT		1	 0.1%
MILLET, GUINEA CORN, BENISEED, ZOBO, BEANS AND GUINEA CORN.		1	 0.1%
MILLET, GUINEA		1	 0.1%









File : NLFS_2023Q2_INDIVIDUAL

agf3a: agf3. what is the main product from (farming, rearing animals, [and/or fishing])

Value	Label	Cases	Percentage
CORN, BENISEED, ZOBO, GOATS AND CHIKENS			
MILLET, GUINEA CORN, RICE AND BEANS		1	 0.1%
MILLET, GUINEA CORN, RICE AND GROUNDNUT		1	 0.1%
MILLET, GUINEACORN MAIZE,RICE,		1	 0.1%
MILLET, MAIZE, BENISEED, RICE		1	 0.1%
MILLET, MAIZE, GROUNDNUTS, BEANS		1	 0.1%
MILLET, RICE,MAIZE, GROUNDNUTS, YAMS		1	 0.1%
MILLET,GUINE, SWEET MELON,RICE AND ONION		1	 0.1%
MILLET,GUINE, AND BEAND		1	 0.1%
MILLETS, GUNEA CORN,SOYA BEANS, MAIZE, GROUNDNUTS ETC.		1	 0.1%
MIXED CROP FARMING AND LIVESTOCK PRODUCTION FOR HOUSEHOLDS CONSUMPTION AND SALES		2	 0.2%
MIXED CROP FARMING FOR HOUSEHOLD CONSUMPTION AND		1	 0.1%
MIXED CROP FARMING FOR HOUSEHOLD		3	 0.2%

File : NLFS_2023Q2_INDIVIDUAL

agf3a: agf3. what is the main product from (farming, rearing animals, [and/or fishing])

Value	Label	Cases	Percentage
CONSUMPTION AND SALES			
MIXED CROP FARMING FOR HOUSEHOLD CONSUMPTION ONLY		6	 0.5%
MIXED CROP FARMING LIKE MILLET AND GROUNDNUT		1	 0.1%
MIXED CROP FARMING OF RICE AND GUINEA CORN		1	 0.1%
MIXED CROPS FARMING ACTIVITIES AND ANIMAL REARING ACTIVITIES		1	 0.1%
MIXED CROPS FARMING OF MAIZE MILLET GUINEA GROUNDNUT AND ANIMAL RAISING OF COWS AND SHEEPS		1	 0.1%
MIXED CROPS LIKE PEPPER, CASSAVA, RICE, YAM, COCOYAM, VEGETABLES, MAIZE, FRUITS, POTATOES AND GROUNDNUT		1	 0.1%
MIXED CROPS LIKE RICE, PEPPER , CASSAVA, YAM , COCOYAM, VEGETABLES, MAIZE, POTATOES, MELONS, GROUNDNUT AND FRUITS		1	 0.1%
MIXED CROPS PRODUCTION OF MAIZE MILLET GUINEA CORN		1	 0.1%

File : NLFS_2023Q2_INDIVIDUAL

agf3a: agf3. what is the main product from (farming, rearing animals, [and/or fishing])

Value	Label	Cases	Percentage
BEANS SOYA BEANS AND GROUNDNUT			
Maize, yam, Guinea Corn and potatoes		1	0.1%
Maize, Guinea Corn, Beans, groundnut		1	0.1%
Maize, Guinea Corn, Soya beans, Beans, Melon		3	0.2%
Maize, Guinea Corn, Soya beans, groundnut, rice, beans, Cassava, melon, yam		1	0.1%
Maize, Guinea Corn, Soya beans, groundnut, rice, beans, yam, melon, Cassava		1	0.1%
Maize, Guinea Corn, pepper and okro		6	0.5%
Maize, Guinea Corn, pepper, okro		3	0.2%
Maize, Guinea Corn, rice , beans ,groundnut, yam, melon		1	0.1%
Maize, Guinea Corn, rice, beans, groundnut, yam		1	0.1%
Maize, Guinea Corn, rice, beans, groundnut, yam, rmelon		1	0.1%
Maize, Guinea Corn, rice, beans, melon, Cassava		1	0.1%
Maize, Guinea Corn, rice, beans, yam, melon, Cassava		1	0.1%
Maize, Guinea Corn, rice, melon, yam, Beans, groundnut, Cassava		1	0.1%

File : NLFS_2023Q2_INDIVIDUAL

agf3a: agf3. what is the main product from (farming, rearing animals, [and/or fishing])

Value	Label	Cases	Percentage
Maize, Yam, Potatoes, Guinea Corn		1	0.1%
Maize, melon, Cassava, groundnut, guineas!		1	0.1%
Melon, Cassava, rice, beans, groundnut, yam, guinea Corn		1	0.1%
Melon, maize, Yam, Beans, Soya beans, Rice, Groundnut		1	0.1%
Melon, maize, groundnut,		1	0.1%
Melon, maize, yam, Beans ,Soya beans, groundnut		1	0.1%
Melon, maize, yam, Beans, Soya beans, groundnut		2	0.2%
Melon, maize, yam, Beans, Soya beans, groundnut, Rice		1	0.1%
Melon, maize, yam, Beans, Soya beans, groundnut, rice		14	1.2%
Melon, maize, yam, Beans, Soya beans, rice, groundnut		1	0.1%
Melon, maize, yam, Beans, groundnut, guinea		1	0.1%
Melon, maize, yam, Beans, groundnut, rice,		1	0.1%
OKRO, CASSAVA, MAIZE		1	0.1%
OKRO, PEPPER, EGUSI, TOMATOES, BEANS		1	0.1%
OKRO, VEGETABLE, PEPPERS AND GARDEN EGG		1	0.1%

















File : NLFS_2023Q2_INDIVIDUAL

agf3a: agf3. what is the main product from (farming, rearing animals, [and/or fishing])

Value	Label	Cases	Percentage
ONLY MAIZE AND VEGETABLES		1	0.1%
ORANGES, MANGO, YAMS, CASSAVA, SWEET POTATOES, MAIZE, GROUNDNUTS, VEGETABLES		1	0.1%
ORANGES, YAMS, CASSAVA, RICE, MAIZE, GROUNDNUTS, VEGETABLES, WATERMELON, MELON, SOYA BEANS		1	0.1%
PEPPER, VEGETABLES, COCOA, YAM,CASSAVA MAIZE AND CHICKEN		1	0.1%
PEPPERS , TOMATOES AND OKRO		1	0.1%
PEPPERS, TATTASHE, ONIONS AND MAIZE		1	0.1%
PEPPERS, TOMATOES AND MELLON		1	0.1%
PEPPERS, TOMATOES AND OKRO		4	0.3%
PEPPERS, TOMATOES AND VEGETABLES		2	0.2%
PLANTING AND HARVESTING OF CASSAVA		1	0.1%
PLANTING OF CASSAVA		1	0.1%
PLANTING OF CASSAVA AND MAIZE		4	0.3%
PLANTING OF CASSAVA, YAM, MAIZE, GROUNDNUT AND MORE		1	0.1%

File : NLFS_2023Q2_INDIVIDUAL

agf3a: agf3. what is the main product from (farming, rearing animals, [and/or fishing])

Value	Label	Cases	Percentage
PLANTING OF GROUNDNUT SEEDS FOR THE FARMING SEASON		1	 0.1%
PLANTING OF GUNEACORN SEEDS FOR THE FARMING SEASON		1	 0.1%
PLANTING OF MAIZE AND CASSAVA SEEDS FOR THE FARMING SEASON		2	 0.2%
POULTRY		1	 0.1%
POUTRY PRODUCTION		1	 0.1%
PRODUCTION MAIZE AND G.CORN FOR HOUSEHOLD CONSUMPTION ONLY		1	 0.1%
Pepper, vegetables, MAIZE, yam , cassava		1	 0.1%
RAISING AND REARING OF ANIMALS		1	 0.1%
RAISING AND SELLING OF GOAT AND SHEEP		3	 0.2%
RAM,GOAT, SHEEP		2	 0.2%
RAM,SHEEP, GOAT		1	 0.1%
RARING OF LIVESTOCK,		1	 0.1%
RARING OF LIVESTOCK.		1	 0.1%
REARING (REARING OF GOAAT, CHICKENS IN THE HOUSE)		1	 0.1%
REARING (REARING OF GOAT AND CHICKENS IN THE HOUSE)		1	 0.1%
REARING (REARING OF		1	 0.1%














File : NLFS_2023Q2_INDIVIDUAL

agf3a: agf3. what is the main product from (farming, rearing animals, [and/or fishing])

Value	Label	Cases	Percentage
GOAT AND SHEEPS)			
REARING (REARING OF GOAT, SHEEPS, CHICKENS		1	0.1%
REARING (REARING OF SHEEPS AND GOAT IN THE HOUSE)		1	0.1%
REARING (REARING OF SHEEPS, GOAT AND CHICKENS		1	0.1%
REARING (REARING OF SHEEPS, GOAT AND CHICKENS)		1	0.1%
REARING (REARING OF SHEEPS, GOAT, AND CHICKENS)		1	0.1%
REARING ANIMALS AND CROPS FARMING		1	0.1%
REARING OF CAT FISH IN THE CONTAINERS IN THEIR COMPOUND		1	0.1%
REARING OF ANIMAL COWS, GOATS, SHEEPS.FARMS OF GUNEA CORN, MILLETS, GROUNDNUTS, MAIZE, RICE ETC.		1	0.1%
REARING OF ANIMAL GOATS AND SHEEPS ETC.		1	0.1%
REARING OF ANIMAL GOATS AND SHEEPS.		1	0.1%
REARING OF ANIMAL		2	0.2%









File : NLFS_2023Q2_INDIVIDUAL

agf3a: agf3. what is the main product from (farming, rearing animals, [and/or fishing])

Value	Label	Cases	Percentage
GOATS, SHEEPS ETC.			
REARING OF ANIMALS		2	 0.2%
REARING OF ANIMALS AND CROPS FARMING		1	 0.1%
REARING OF ANIMALS FOR GRAIZING		1	 0.1%
REARING OF ANIMALS OR GRAIZING		1	 0.1%
REARING OF ANIMALS,		1	 0.1%
REARING OF CATTLES AND GOATS AND SELLING IT TO PEOPLE		1	 0.1%
REARING OF CHICKENS AND SELLING IT TO PEOPLE		1	 0.1%
REARING OF GOATS , FOWLS AND CULTIVATING OF PEPPER		1	 0.1%
REARING: RAISING GOATS, SHEEPS, RAMS AND CATTLES		2	 0.2%
REARS COWS CALFS AND GOATS AND GROWS VEGETABLES AND GROUNDNUT		1	 0.1%
RICE		3	 0.2%
RICE ,VEGETABLES, GROUNDNUT, MELON, POTATOES, YAM, CASSAVA, PEPPER, FRUITS , COCOYAM, MAIZE AND RICE		1	 0.1%
RICE ,VEGETABLES, GROUNDNUT, MELON,		1	 0.1%









File : NLFS_2023Q2_INDIVIDUAL

agf3a: agf3. what is the main product from (farming, rearing animals, [and/or fishing])

Value	Label	Cases	Percentage
POTATOES, YAM, CASSAVA, PEPPER, FRUITS AND COCOYAM			
RICE MAIZE BEANS GUINEA CORN AND GROUNDNUT SHEEPS GOATS AND CHICKENS		1	 0.1%
RICE MAIZE BEANS GUINEA CORN MILET GOATS AND CHICKENS		1	 0.1%
RICE MAIZE BEANS GUINEA CORN MILET VEGETABLES GOATS SHEEPS AND CHICKENS		1	 0.1%
RICE, MAIZE, GROUNDNUT, POTATOES, PEPPER, MELONS, COCOYAM, CASSAVA, VEGETABLES AND FRUITS		1	 0.1%
RICE, YAM, GROUNDNUT, POTATOES, PEPPER, MELONS, COCOYAM, CASSAVA, VEGETABLES AND FRUITS		2	 0.2%
RICE, BEANS, GROUNDNUT, GUINEA CORN		1	 0.1%
RICE, BEANS, MILLET, BEANS, MILLET AND GUINEA CORN		1	 0.1%
RICE, BEANS, MILLET, BENISEED AND GUINEA CORN		1	 0.1%










File : NLFS_2023Q2_INDIVIDUAL

agf3a: agf3. what is the main product from (farming, rearing animals, [and/or fishing])

Value	Label	Cases	Percentage
RICE, BEANS, MILLET, GUINEA CORN		2	 0.2%
RICE, BEANS, MILLET, GUINEA CORN AND ZOBO		1	 0.1%
RICE, CASSAVA, YAM, COCOYAM, VEGETABLES, PEPPER, GROUNDNUT, POTATOES, MELONS AND FRUITS		1	 0.1%
RICE, CASSAVA, VEGETABLES, MAIZE, COCOYAM, YAM, GROUNDNUT FRUIT AND PEPPER		1	 0.1%
RICE, CASSAVA, VEGETABLES, MAIZE, COCOYAM, YAM, GROUNDNUT, MELON, RICE AND FRUITS		1	 0.1%
RICE, CASSAVA, YAM, COCOYAM, VEGETABLES, MAIZE, POTATOES, MELONS, GROUNDNUT AND PEPPER		1	 0.1%
RICE, CASSAVA, YAM, GROUNDNUT, POTATOES, PEPPER, MELONS, MAIZE, VEGETABLES AND COCOYAM		1	 0.1%
RICE, FRUITS, COCOYAM, CASSAVA, GROUNDNUT, POTATOES, PEPPER,		1	 0.1%










File : NLFS_2023Q2_INDIVIDUAL

agf3a: agf3. what is the main product from (farming, rearing animals, [and/or fishing])

Value	Label	Cases	Percentage
MELONS, MAIZE, VEGETABLES AND YAM			
RICE, FRUITS, POTATOES, PEPPER, GROUNDNUT, MELON, YAM, CASSAVA AND VEGETABLES		1	 0.1%
RICE, GROUNDNUT, VEGETABLES, MAIZE, COCOYAM, RICE, CASSAVA, PEPPER , POTATOES MELON AND YAM		1	 0.1%
RICE, GUINEA CORN, GROUNDNUT, SOYA BEANS, BANBARA BEANS, MAIZE		1	 0.1%
RICE, MAIZE AND SWEET POTATOES		1	 0.1%
RICE, MAIZE AND YAM		1	 0.1%
RICE, MAIZE, BEANS		1	 0.1%
RICE, MAIZE, BEANS, GROUNDNUTS		1	 0.1%
RICE, PEPPER, YAM, MELON, VEGETABLES, CASSAVA, FRUITS, WATER YAM AND COCOYAM		1	 0.1%
RICE, POTATOES, VEGETABLES, MAIZE, CASSAVA, YAM, COCOYAM, MELONS, FRUITS, GROUNDNUT AND PEPPER		1	 0.1%

File : NLFS_2023Q2_INDIVIDUAL

agf3a: agf3. what is the main product from (farming, rearing animals, [and/or fishing])

Value	Label	Cases	Percentage
RICE, SOYA BEANS, BEANS AND SWEET POTATOES		1	 0.1%
RICE, VEGETABLES, MAIZE, CASSAVA, YAM, COCOYAM, MELONS, FRUITS , POTATOES, GROUNDNUT AND PEPPER		1	 0.1%
RICE, VEGETABLES, MAIZE, CASSAVA, YAM, COCOYAM, MELONS, FRUITS AND SELLING OF THE CROPS		1	 0.1%
RICE, VEGETABLES, MAIZE, COCOYAM, CASSAVA, PEPPER, FRUIT, YAM, POTATOES AND MELONS		1	 0.1%
RICE, VEGETABLES, MAIZE, MELONS, COCOYAM, CASSAVA, FRUITS YAM AND PEPPER		1	 0.1%
RICE, YAM AND MAIZE		1	 0.1%
RICE, YAM, MAIZE, PEPPER, COCOYAM, FRUITS, RICE, CASSAVA, POTATOE AND VEGETABLES		1	 0.1%
RICE,BEANS, MILLET, GUINEA CORN, ZOBO		1	 0.1%
RICE,CASSAVA VEGETABLES,		2	 0.2%










File : NLFS_2023Q2_INDIVIDUAL

agf3a: agf3. what is the main product from (farming, rearing animals, [and/or fishing])

Value	Label	Cases	Percentage
MAIZE, COCOYAM, YAM, GROUNDNUT, POTATOES, MELONS, FRUITS AND PEPPER			
RICE, GUINEA CORN, GROUNDNUTS, CASSAVA, MAIZE		1	0.1%
RICE, GUINEA CORN, GROUNDNUTS, MAIZE, YAM		1	0.1%
SELLING OF DRY FISH AT HOME		1	0.1%
SESEMA, MILLET, BEAN, GUINEA CORN AND ZOBO		1	0.1%
SHEEP,,GOAT, RAM ,CHICKEN		1	0.1%
SHEEPS, GOATS AND RAMS		1	0.1%
SITE CLEARANCE, WEEDING, PLANTING AND HARVESTING OF GROUNDNUT AND RICE		1	0.1%
SITE CLEARANCE, WEEDING, PLANTING AND HARVESTING OF GROUNDNUT, MAIZE, GUINEA CORN		1	0.1%
SITE CLEARANCE, WEEDING, PLANTING AND HARVESTING OF MAIZE, GUINEA CORN,		1	0.1%

File : NLFS_2023Q2_INDIVIDUAL

agf3a: agf3. what is the main product from (farming, rearing animals, [and/or fishing])

Value	Label	Cases	Percentage
GROUNDNUT, RICE			
SITE CLEARANCE, WEEDING, PLANTING AND HARVESTING OF MAIZE, MILLET, IRISH POTATOES, COCOYAM, SWEET POTATOES		2	 0.2%
SITE CLEARANCE, WEEDING, PLANTING AND HARVESTING OF MAIZE, MILLET, IRISH, COCOYAM		1	 0.1%
SITE CLEARANCE, WEEDING, PLANTING AND HARVESTING OF TOMATOES, CHILLI PEPPER, YELLOW, CASSAVA, MAIZE, SWEET POTATOES, COCOYAM, IRISH POTATOES		1	 0.1%
SOYA BEANS AND MAIZE		1	 0.1%
SOYA BEANS, GROUNDNUT AND MAIZE		2	 0.2%
SOYA BEANS, GROUNDNUT, MAIZE AND BEANS		1	 0.1%
SUBSISTENCE MIXED CROP FARMING		1	 0.1%
Sea fishes Tilapia, crayfish		1	 0.1%
Sesame seeds, Maize, Melon,		1	 0.1%















File : NLFS_2023Q2_INDIVIDUAL

agf3a: agf3. what is the main product from (farming, rearing animals, [and/or fishing])

Value	Label	Cases	Percentage
Guinea Corn, potatoes			
Sesame seeds, maize, potatoes, melon, guinea corn		1	0.1%
TOMATOES, OKRO, AND PEPPERS		1	0.1%
TOMATOES, PEPPER, VEGETABLE, OKRO, YAMS, CASSAVA, MELON, SWEET POTATO, MAIZE, GROUNDNUTS		1	0.1%
TOMATOES, PEPPER, VEGETABLE, OKRO, YAMS, CASSAVA, MELON, SWEET POTATO, RICE, BAMBARA NUT		1	0.1%
UNPAID HOUSEHOLD CROP FARMER ON: CASSAVA, YAM, COCOYAM, MAIZE, PEPPER, PALMTREE, PAWPAW, ORANGES, COCOA, KOLANUTS, PLANTAIN, BANANA.		1	0.1%
VEGETABLES GROUNDNUT BEANS GOATS AND CHICKENS		1	0.1%
VEGETABLES, CASSAVA, PEPPER, COCOYAM, YAM AND FRUITS		1	0.1%
VEGETABLES, SWEET POTATOES, PEPPER,		1	0.1%











File : NLFS_2023Q2_INDIVIDUAL

agf3a: agf3. what is the main product from (farming, rearing animals, [and/or fishing])

Value	Label	Cases	Percentage
TOMATOES OKRO			
VEGETABLES, YAM, CASSAVA		3	 0.2%
VEGETABLES,T PEPPER		1	 0.1%
WEEDING OF MILET, GROUNDNUT, BEANS, LATE MILET,G.CORN ETC FOR HOUSEHOLD CONSUMPTION ONLY		1	 0.1%
YAM		1	 0.1%
YAM ,CASSAVA RICE AND MAIZE		1	 0.1%
YAM ,COCOYA PEPPER, TOMATOES, MAIZE, CASSAVA, AND VEGETABLES.		1	 0.1%
YAM ,MAIZE, BEANS AND GROUNDNUT		1	 0.1%
YAM, BEANS, CASSAVA, GROUNDNUT, BANBARANUT, MAIZE, SOYABEANS		1	 0.1%
YAM, BEANS, CASSAVA, SORGHUM ,VEC MAIZE		1	 0.1%
YAM, CASSAVA AND BEANS		1	 0.1%
YAM, CASSAVA AND GUINEA CORN		1	 0.1%
YAM, CASSAVA AND RICE		5	 0.4%
YAM, CASSAVA GROUNDNUT AND RICE		1	 0.1%
YAM, CASSAVA, BEANS,		1	 0.1%


File : NLFS_2023Q2_INDIVIDUAL

agf3a: agf3. what is the main product from (farming, rearing animals, [and/or fishing])

Value	Label	Cases	Percentage
MAIZE, OKRA, GROUNDNUT, BANBARANUT,			
YAM, CASSAVA, BEENISEED, MAIZE AND RICE		1	 0.1%
YAM, CASSAVA, BEENISEED, MAIZE AND SOYA BEANS		2	 0.2%
YAM, CASSAVA, BEENISEED, MAIZE, AND SOYA BEANS		1	 0.1%
YAM, CASSAVA, BEENISEED, MAIZE, GUINEA CORN, SOYA BEANS, RICE AND ORANGE		1	 0.1%
YAM, CASSAVA, CORN, VEGETABLES ETC		3	 0.2%
YAM, CASSAVA, GROUNDNUT WATER YAM AND RICE		1	 0.1%
YAM, CASSAVA, GROUNDNUT, MAIZE AND MELON		3	 0.2%
YAM, CASSAVA, GROUNDNUT, MAIZE AND SOYA BEANS		2	 0.2%
YAM, CASSAVA, GROUNDNUT, MAIZE, MELON AND WATER YAM		1	 0.1%
YAM, CASSAVA, GROUNDNUT, MAIZE, SOYA BEANS AND RICE		1	 0.1%










File : NLFS_2023Q2_INDIVIDUAL

agf3a: agf3. what is the main product from (farming, rearing animals, [and/or fishing])

Value	Label	Cases	Percentage
YAM, CASSAVA, GROUNDNUT, MELON, SOYA BEANS AND ORANGE		1	 0.1%
YAM, CASSAVA, GROUNDNUT, MELON,SOYA BEANS AND ORANGE		1	 0.1%
YAM, CASSAVA, GROUNDNUT, PEPPER, MAIZE AND RICE		1	 0.1%
YAM, CASSAVA, GROUNDNUT, RICE AND MAIZE		2	 0.2%
YAM, CASSAVA, GROUNDNUT, RICE, BEENISEED, AND SOYA BEANS		1	 0.1%
YAM, CASSAVA, GROUNDNUT, RICE, MAIZE AND PEPPER		1	 0.1%
YAM, CASSAVA, GROUNDNUT, RICE, MAIZE, SOYA BEANS AND GUINEA CORN		1	 0.1%
YAM, CASSAVA, GROUNDNUT, SOYA BEANS AND MAIZE		1	 0.1%
YAM, CASSAVA, GROUNDNUT, SOYA BEANS, MAIZE AND MELON		1	 0.1%
YAM, CASSAVA, GROUNDNUT, SOYA BEANS, MAIZE AND RICE		1	 0.1%












File : NLFS_2023Q2_INDIVIDUAL

agf3a: agf3. what is the main product from (farming, rearing animals, [and/or fishing])

Value	Label	Cases	Percentage
YAM, CASSAVA, GROUNDNUT, SOYA BEANS, MELON AND ORANGE		1	 0.1%
YAM, CASSAVA, GUINEA CORN, MAIZE, GROUNDNUT BEENISEED AND RICE		1	 0.1%
YAM, CASSAVA, MAIZE, VEGETABLE AND WATER YAM.		1	 0.1%
YAM, CASSAVA, MAIZE, VEGETABLE, AND WATER YAM.		1	 0.1%
YAM, CASSAVA, MAIZE, VEGETABLE, COCOYAM AND ETA		1	 0.1%
YAM, CASSAVA, MAIZE, VEGETABLE, COCOYAM AND WATER YAM		12	 1.0%
YAM, CASSAVA, MAIZE, VEGETABLE, COCOYAM AND WATER YAM.		33	 2.7%
YAM, CASSAVA, MAIZE, VEGETABLE, COCOYAM, WATER YAM AND RICE.		1	 0.1%
YAM, CASSAVA, MAIZE, VEGETABLE, COCOYAM, AND WATER YAM.		1	 0.1%












File : NLFS_2023Q2_INDIVIDUAL

agf3a: agf3. what is the main product from (farming, rearing animals, [and/or fishing])

Value	Label	Cases	Percentage
YAM, CASSAVA, MAIZE, VEGETABLE, COCOYAM, WATER YAM AND RICE.		2	 0.2%
YAM, CASSAVA, MAIZE, VEGETABLE,CC AND WATER YAM.		1	 0.1%
YAM, CASSAVA, MAIZE,VEGETA COCOYAM AND WATER YAM.		1	 0.1%
YAM, CASSAVA, PEPPER, GROUNDNUT, POTATOES, MELONS, MAIZE, COCOYAM ,VEG AND FRUITS		1	 0.1%
YAM, CASSAVA, PEPPER, MAIZE AND MELON		2	 0.2%
YAM, CASSAVA, PLANTAIN		2	 0.2%
YAM, CASSAVA, RICE AND MAIZE		1	 0.1%
YAM, CASSAVA, RICE AND WATER YAM		1	 0.1%
YAM, CASSAVA, RICE, BEANS		1	 0.1%
YAM, CASSAVA, RICE, BEENISEED, MAIZE AND GUINEA CORN		1	 0.1%
YAM, CASSAVA, RICE, BEENISEED, MAIZE AND SOYA BEANS		1	 0.1%

File : NLFS_2023Q2_INDIVIDUAL

agf3a: agf3. what is the main product from (farming, rearing animals, [and/or fishing])

Value	Label	Cases	Percentage
YAM, CASSAVA, RICE, BEENISEED,MA GUINEA CORN, MAIZE AND ORANGE		1	 0.1%
YAM, CASSAVA, RICE, MAIZE AND SOYA BEANS		1	 0.1%
YAM, CASSAVA, RICE, MAIZE, GROUNDNUT AND MELON		1	 0.1%
YAM, CASSAVA, RICE, MAIZE, SOYA BEANS, GUINEA CORN AND MELON		1	 0.1%
YAM, CASSAVA, RICE, VEGETABLES, MAIZE, COCOYAM, MAIZE, MELONS, FRUITS AND PEPPER		1	 0.1%
YAM, CASSAVA, VEGETABLES		4	 0.3%
YAM, CASSAVA, VEGETABLES, PLANTAIN		1	 0.1%
YAM, CASSAVA, WATER YAM AND PEPPER		2	 0.2%
YAM, CASSAVA, WATER YAM AND SOYA BEANS		1	 0.1%
YAM, CASSAVA,POTATO SOYA BEANS, MELON AND WATER MELON		1	 0.1%
YAM, GUINEA CORN, MAIZE, SOYA BEANS,		1	 0.1%











File : NLFS_2023Q2_INDIVIDUAL

agf3a: agf3. what is the main product from (farming, rearing animals, [and/or fishing])

Value	Label	Cases	Percentage
BEENISEED AND RICE			
YAM, GUINEA CORN, MAIZE, SOYA BEANS, BEENISEED, AND RICE		1	0.1%
YAM, GUINEA CORN, MAIZE, SOYA BEANS, CASSAVA, RICE AND MELON		1	0.1%
YAM, MAIZE, RICE, POTATOES, CASSAVA, COCOYAM, VEGETABLES, GROUNDNUT, POTATOES, MELONS, PEPPER, LOCAL PEPPER AND FRUITS		1	0.1%
YAM, Potatoes, Maize, Guinea Corn		1	0.1%
YAM, RICE, CASSAVA AND WATER YAM		1	0.1%
YAM, RICE,COCOYAM CASSAVA, POTATOES, PEPPER, MELONS, MAIZE, VEGETABLES AND FRUITS		1	0.1%
YAM, VEGETABLES, CASSAVA, SORGHUM, MAIZE, MELONS		1	0.1%
YAM, VEGETABLES, PLANTAIN, PEPPER		1	0.1%
YAM, WATER YAM, VEGETABLES, GROUNDNUT, MAIZE, PEPPER, COCOYAM, RICE,		1	0.1%












File : NLFS_2023Q2_INDIVIDUAL

agf3a: agf3. what is the main product from (farming, rearing animals, [and/or fishing])

Value	Label	Cases	Percentage
CASSAVA, POTATOE AND RICE			
YAM,CASSAVA MAIZE, VEGETABLE, COCOYAM AND WATER YAM.		1	 0.1%
YAM,CASSAVA RICE, MAIZE, SOYA BEANS, BEENISEED,GU CORN AND ORANGE		1	 0.1%
YAM,MAIZE, MELON, SOYA,CASSAVA SORGHUM		1	 0.1%
YAM,RICE, GROUNDNUTS, MILLET, GUINEA CORN		1	 0.1%
YAM.,CASSAVA CORN, VEGETABLES ETC		1	 0.1%
YAMS AND CASSAVA, GROUNDNUTS, MAIZE, VEGETABLES, PEPPER, TOMATOES, OKRO, PAWPAW		1	 0.1%
YAMS, CASSAVA, MAIZE, GROUNDNUTS, VEGETABLES, OKRO, TOMATOES		1	 0.1%
YAMS, BEANS, CASSAVA, MAIZE, GROUNDNUTS, GUINEA CORN, RICE		1	 0.1%
YAMS, BEANS, RICE, CASSAVA, MAIZE		1	 0.1%
YAMS, CASSAVA SWEET POTATOES, MAIZE, GROUNDNUTS,		1	 0.1%

File : NLFS_2023Q2_INDIVIDUAL

agf3a: agf3. what is the main product from (farming, rearing animals, [and/or fishing])

Value	Label	Cases	Percentage
VEGETABLES, OKRO, GUINEA CORN, MELON			
YAMS, CASSAVA, MAIZE AND SORGHUM		1	 0.1%
YAMS, CASSAVA, MAIZE AND SWEET POTATOES		1	 0.1%
YAMS, CASSAVA, MAIZE ETC		1	 0.1%
YAMS, CASSAVA, MAIZE, GROUNDNUTS, GUINEA CORN, BAMBARA NUTS, MELON		1	 0.1%
YAMS, CASSAVA, MAIZE, GROUNDNUTS, VEGETABLES		1	 0.1%
YAMS, CASSAVA, MAIZE, GUINEA CORN, BENECEED, MELON,SWEET POTATO		1	 0.1%
YAMS, CASSAVA, MAIZE, PEPPER, GROUNDNUTS, VEGETABLES		1	 0.1%
YAMS, CASSAVA, MAIZE, RICE, PEPPER, VEGETABLE		1	 0.1%
YAMS, CASSAVA, MAIZE, RICE, PEPPER, VEGETABLE, OKRO		1	 0.1%
YAMS, CASSAVA, RICE		2	 0.2%
YAMS, CASSAVA,		1	 0.1%









File : NLFS_2023Q2_INDIVIDUAL

agf3a: agf3. what is the main product from (farming, rearing animals, [and/or fishing])

Value	Label	Cases	Percentage
RICE, MAIZE, GROUNDNUTS, VEGETABLES			
YAMS, CASSAVA, RICE, MAIZE, GROUNDNUTS, VEGETABLES,		1	0.1%
YAMS, CASSAVA, RICE, MAIZE, GROUNDNUTS, VEGETABLES, GUINEA CORN		1	0.1%
YAMS, CASSAVA, RICE, MAIZE, PEPPER, VEGETABLE, TOMATOES, MELON		1	0.1%
YAMS, CASSAVA, RICE, PEPPER, VEGETABLE, OKRO,		1	0.1%
YAMS, CASSAVA, RICE, PEPPER, VEGETABLE, TOMATOES, SOYA BEANS		1	0.1%
YAMS, CASSAVA, RICE, SWEET POTATOES		1	0.1%
YAMS, CASSAVA, RICE, SWEET POTATOES, MAIZE, GROUNDNUTS, VEGETABLES, OKRO PEPPER		1	0.1%
YAMS, CASSAVA, RICE, VEGETABLES, GROUNDNUTS, MAIZE		1	0.1%
YAMS, CASSAVA, RICE, VEGETABLES,C MAIZE, PEPPER, TOMATOES		1	0.1%
YAMS, CASSAVA,		1	0.1%

File : NLFS_2023Q2_INDIVIDUAL

agf3a: agf3. what is the main product from (farming, rearing animals, [and/or fishing])

Value	Label	Cases	Percentage
SWEET POTATOES, MAIZE AND GROUNDNUTS, VEGETABLES, MELON			
YAMS, CASSAVA, SWEET POTATOES, MAIZE AND GROUNDNUTS, VEGETABLES, PEPPER AND TOMATOES		1	 0.1%
YAMS, CASSAVA, SWEET POTATOES, MAIZE, ,GROUN GUINEA CORN		1	 0.1%
YAMS, CASSAVA, SWEET POTATOES, MAIZE, GROUNDNUTS		1	 0.1%
YAMS, CASSAVA, SWEET POTATOES, MAIZE, GROUNDNUTS,		1	 0.1%
YAMS, CASSAVA, SWEET POTATOES, MAIZE, GROUNDNUTS, VEGETABLES		1	 0.1%
YAMS, CASSAVA, SWEET POTATOES, MAIZE, GROUNDNUTS, VEGETABLES ,P		1	 0.1%
YAMS, CASSAVA, SWEET POTATOES, MAIZE, GROUNDNUTS, VEGETABLES, GUINEA CORN		1	 0.1%
YAMS, CASSAVA, SWEET POTATOES, SOYA BEANS,		1	 0.1%

File : NLFS_2023Q2_INDIVIDUAL

agf3a: agf3. what is the main product from (farming, rearing animals, [and/or fishing])

Value	Label	Cases	Percentage
GUINEA CORN, MAIZE AND GROUNDNUTS.			
YAMS, MAIZE, CASSAVA AND SORGHUM		1	<div><div></div></div> 0.1%
Yam, cassava, cocoyam, MAIZE		1	<div><div></div></div> 0.1%
cassava, maize, beans, pepper, okoro,		1	<div><div></div></div> 0.1%
cassava, maize, okoro, pepper		1	<div><div></div></div> 0.1%
crop farming		4	<div><div></div></div> 0.3%
crops farming		2	<div><div></div></div> 0.2%
maize, cassava, pepper, mellow, yam		1	<div><div></div></div> 0.1%
maize, pepper, mellow, yam, cassava		1	<div><div></div></div> 0.1%
planting of maize, potatoes and Cassava		1	<div><div></div></div> 0.1%
yam,cassava, vegetables, beans		1	<div><div></div></div> 0.1%

Warning: these figures indicate the number of cases found in the data file. They cannot be interpreted as summary statistics of the population of interest.

agf3bclean: agf3b. what are the main products from (farming, rearing animals, [and/or fish

Information	[Type= discrete] [Format=numeric] [Range= 111-322] [Missing=*/997]
Statistics [NW/ W]	[Valid=1213 /-] [Invalid=45626 /-]
Literal question	What are the main products from (farming, rearing animals, [and/or fish, cattle, chicken, rice.

Value	Label	Cases	Percentage
111	Growing of cereals (except rice), leguminous crops and oil s	329	<div><div></div></div> 27.1%
112	Growing of rice	8	<div><div></div></div> 0.7%
113	Growing of vegetables and melons, roots and tubers	302	<div><div></div></div> 24.9%
114	Growing of sugar cane	0	
115	Growing of tobacco	0	
116	Growing of fibre crops	15	<div><div></div></div> 1.2%
119	Growing of other non-perennial crops	29	<div><div></div></div> 2.4%
121	Growing of grapes	0	
122	Growing of tropical and subtropical fruits	0	
123	Growing of citrus fruits	0	
124	Growing of pome fruits and stone fruits	0	
125	Growing of other tree and bush fruits and nuts	0	
126	Growing of oleaginous fruits	0	

File : NLFS_2023Q2_INDIVIDUAL

agf3bclean: agf3b. what are the main products from (farming, rearing animals, [and/or fish

Value	Label	Cases	Percentage
127	Growing of beverage crops	0	
128	Growing of spices, aromatic, drug and pharmaceutical crops	0	
129	Growing of other perennial crops	0	
130	Plant propagation	0	
141	Raising of cattle and buffaloes	11	0.9%
142	Raising of horses and other equines	0	
143	Raising of camels and camelids	0	
144	Raising of sheep and goats	28	2.3%
145	Raising of swine/pigs	0	
146	Raising of poultry	6	0.5%
149	Raising of other animals	13	1.1%
150	Mixed farming	463	38.2%
161	Support activities for crop production	3	0.2%
162	Support activities for animal production	2	0.2%
163	Post-harvest crop activities	0	
164	Seed processing for propagation	0	
170	Hunting, trapping and related service activities	1	0.1%
210	Silviculture and other forestry activities	0	
220	Logging	0	
230	Gathering of non-wood forest products	0	
240	Support services to forestry	0	
311	Marine fishing	1	0.1%
312	Freshwater fishing	1	0.1%
321	Marine aquaculture	0	
322	Freshwater aquaculture	1	0.1%
997		1	
Sysmiss		45625	

Warning: these figures indicate the number of cases found in the data file. They cannot be interpreted as summary statistics of the population of interest.

agf4: agf4. in the last seven days, on how many days did (you/name) do this work?

Information	[Type= discrete] [Format=numeric] [Range= 1-97] [Missing=*]
Statistics [NW/ W]	[Valid=1214 /-] [Invalid=45625 /-]
Literal question	In the Last Seven days, on how many days did you (NAME) do this work?
Post-question	If AGF_4 = 97 GO TO AGF_6

Value	Label	Cases	Percentage
1		90	7.4%
2		183	15.1%
3		171	14.1%
4		148	12.2%
5		164	13.5%
6		243	20.0%
7		173	14.3%
97	DID NOT DO THIS WORK LAST WEEK	42	3.5%

File : NLFS_2023Q2_INDIVIDUAL

agf4: agf4. in the last seven days, on how many days did (you/name) do this work?

Value	Label	Cases	Percentage
Sysmiss		45625	

Warning: these figures indicate the number of cases found in the data file. They cannot be interpreted as summary statistics of the population of interest.

agf5: agf_5 how many hours per day did (you/name) spend doing this last week

Information	[Type= continuous] [Format=numeric] [Range= 1-24] [Missing=*]
Statistics [NW/ W]	[Valid=1172 /-] [Invalid=45667 /-] [Mean=5.82 /-] [StdDev=2.581 /-]
Literal question	How many hours per day did you (NAME) spend doing this work in the last seven days?

# agf6: agf6. how many hours per week do (you/name) usually spend working in (farming			
Information	[Type= continuous] [Format=numeric] [Range= 2-84] [Missing=*]		
Statistics [NW/ W]	[Valid=1214 /-] [Invalid=45625 /-] [Mean=24.917 /-] [StdDev=15.743 /-]		
Literal question	How many hours per week do you (NAME) usually spend working in (farming, rearing animals, and/or fishing)		
# mjj1: mjj1.in the last seven days/typically, did you (name) have more than one job or			
Information	[Type= discrete] [Format=numeric] [Range= 1-2] [Missing=*]		
Statistics [NW/ W]	[Valid=19629 /-] [Invalid=27210 /-]		
Literal question	In the last seven days/Typically, did you (NAME) have more than one job or income generating activity?		
Post-question	If MJJ_1 =1 GO TO MJJ_2a		
Value	Label	Cases	Percentage
1	ONE JOB/BUSINESS	14484	<div><div></div></div> 73.8%
2	MORE THAN ONE JOB/BUSINESS	5145	<div><div></div></div> 26.2%
Sysmiss		27210	
Warning: these figures indicate the number of cases found in the data file. They cannot be interpreted as summary statistics of the population of interest.			
# mjj2ccleanmaingroup: primary job isco main group clean			
Information	[Type= discrete] [Format=numeric] [Range= 0-9] [Missing=*]		
Statistics [NW/ W]	[Valid=19629 /-] [Invalid=27210 /-]		
Pre-question	In your (NAME's) main job, what kind of work do you do?xamples: Cattle farmer - breed, raise and sell cattle; Policeman-patrol the streets; Cook - plan and prepare meals; Primary school teacher - teach children		
Literal question	ISCO (MAIN GROUP)		
Value	Label	Cases	Percentage
0	0 Armed forces	11	<div><div></div></div> 0.1%
1	1 Managers	163	<div><div></div></div> 0.8%
2	2 Professionals	1020	<div><div></div></div> 5.2%
3	3 Technicians and associate professionals	406	<div><div></div></div> 2.1%
4	4 Clerical support workers	176	<div><div></div></div> 0.9%
5	5 Services and sales workers	5594	<div><div></div></div> 28.5%
6	6 Skilled agricultural forestry and fishery workers	7186	<div><div></div></div> 36.6%
7	7 Craft and related trades workers	2409	<div><div></div></div> 12.3%
8	8 Plant and machine operators and assemblers	1250	<div><div></div></div> 6.4%
9	9 Elementary occupations	1414	<div><div></div></div> 7.2%
Sysmiss		27210	
Warning: these figures indicate the number of cases found in the data file. They cannot be interpreted as summary statistics of the population of interest.			
# mjj2cclean: primary job isco clean			
Information	[Type= discrete] [Format=numeric] [Range= 110-9999] [Missing=*]		
Statistics [NW/ W]	[Valid=19629 /-] [Invalid=27210 /-]		
Literal question	Primary job ISCO		
Value	Label	Cases	Percentage
110	110 - Commissioned Armed Forces Officers	5	<div><div></div></div> 0.0%
210	210 - Non-commissioned Armed Forces Officers	4	<div><div></div></div> 0.0%
310	310 - Armed Forces Occupations, Other Ranks	2	<div><div></div></div> 0.0%
1111	1111 - Legislators	0	<div><div></div></div>
1112	1112 - Senior Government Officials	12	<div><div></div></div> 0.1%
1113	1113 - Traditional Chiefs and Heads of Villages	1	<div><div></div></div> 0.0%

mjj2cclean: primary job isco clean

Value	Label	Cases	Percentage
1114	1114 - Senior Officials of Special-interest Organizations	3	0.0%
1120	1120 - Managing Directors and Chief Executives	9	0.0%
1211	1211 - Finance Managers	7	0.0%
1212	1212 - Human Resource Managers	8	0.0%
1213	1213 - Policy and Planning Managers	4	0.0%
1219	1219 - Business Services and Administration Managers Not Els	1	0.0%
1221	1221 - Sales and Marketing Managers	20	0.1%
1222	1222 - Advertising and Public Relations Managers	0	
1223	1223 - Research and Development Managers	4	0.0%
1311	1311 - Agricultural and Forestry Production Managers	3	0.0%
1312	1312 - Aquaculture and Fisheries Production Managers	3	0.0%
1321	1321 - Manufacturing Managers	11	0.1%
1322	1322 - Mining Managers	1	0.0%
1323	1323 - Construction Managers	4	0.0%
1324	1324 - Supply, Distribution and Related Managers	13	0.1%
1330	1330 - Information and Communications Technology Services Ma	0	
1341	1341 - Child Care Services Managers	0	
1342	1342 - Health Services Managers	1	0.0%
1343	1343 - Aged Care Services Managers	0	
1344	1344 - Social Welfare Managers	0	
1345	1345 - Education Managers	16	0.1%
1346	1346 - Financial and Insurance Services Branch Managers	1	0.0%
1349	1349 - Professional Services Managers Not Elsewhere Classifi	1	0.0%
1411	1411 - Hotel Managers	3	0.0%
1412	1412 - Restaurant Managers	7	0.0%
1420	1420 - Retail and Wholesale Trade Managers	30	0.2%
1431	1431 - Sports, Recreation and Cultural Centre Managers	0	
1439	1439 - Services Managers Not Elsewhere Classified	0	
2111	2111 - Physicists and Astronomers	0	
2112	2112 - Meteorologists	0	
2113	2113 - Chemists	1	0.0%
2114	2114 - Geologists and Geophysicists	1	0.0%
2120	2120 - Mathematicians, Actuaries and Statisticians	0	
2131	2131 - Biologists, Botanists, Zoologists and Related Profess	0	
2132	2132 - Farming, Forestry and Fisheries Advisers	2	0.0%
2133	2133 - Environmental Protection Professionals	2	0.0%
2141	2141 - Industrial and Production Engineers	1	0.0%
2142	2142 - Civil Engineers	18	0.1%
2143	2143 - Environmental Engineers	1	0.0%
2144	2144 - Mechanical Engineers	4	0.0%
2145	2145 - Chemical Engineers	0	
2146	2146 - Mining Engineers, Metallurgists and Related Professio	0	
2149	2149 - Engineering Professionals Not Elsewhere Classified	0	
2151	2151 - Electrical Engineers	5	0.0%
2152	2152 - Electronics Engineers	0	

mjj2cclean: primary job isco clean

Value	Label	Cases	Percentage
2153	2153 - Telecommunications Engineers	1	0.0%
2161	2161 - Building Architects	9	0.0%
2162	2162 - Landscape Architects	2	0.0%
2163	2163 - Product and Garment Designers	5	0.0%
2164	2164 - Town and Traffic Planners	4	0.0%
2165	2165 - Cartographers and Surveyors	7	0.0%
2166	2166 - Graphic and Multimedia Designers	13	0.1%
2211	2211 - Generalist Medical Practitioners	6	0.0%
2212	2212 - Specialist Medical Practitioners	6	0.0%
2221	2221 - Nursing Professionals	34	0.2%
2222	2222 - Midwifery Professionals	4	0.0%
2230	2230 - Traditional and Complementary Medicine Professionals	19	0.1%
2240	2240 - Paramedical Practitioners	0	
2250	2250 - Veterinarians	1	0.0%
2261	2261 - Dentists	0	
2262	2262 - Pharmacists	34	0.2%
2263	2263 - Environmental and Occupational Health and Hygiene Pro	0	
2264	2264 - Physiotherapists	0	
2265	2265 - Dieticians and Nutritionists	2	0.0%
2266	2266 - Audiologists and Speech Therapists	0	
2267	2267 - Optometrists and Ophthalmic Opticians	0	
2269	2269 - Health Professionals Not Elsewhere Classified	2	0.0%
2310	2310 - University and Higher Education Teachers	33	0.2%
2320	2320 - Vocational Education Teachers	0	
2330	2330 - Secondary Education Teachers	198	1.0%
2341	2341 - Primary School Teachers	381	1.9%
2342	2342 - Early Childhood Educators	12	0.1%
2351	2351 - Education Methods specialists	0	
2352	2352 - Special Needs Teachers	0	
2353	2353 - Other Language Teachers	24	0.1%
2354	2354 - Other Music Teachers	0	
2355	2355 - Other Arts Teachers	0	
2356	2356 - Information Technology Trainers	0	
2359	2359 - Teaching Professionals Not Elsewhere Classified	2	0.0%
2411	2411 - Accountants	32	0.2%
2412	2412 - Financial and Investment Advisers	2	0.0%
2413	2413 - Financial Analysts	2	0.0%
2421	2421 - Management and Organization Analysts	0	
2422	2422 - Policy Administration Professionals	2	0.0%
2423	2423 - Personnel and Careers Professionals	0	
2424	2424 - Training and Staff Development Professionals	0	
2431	2431 - Advertising and Marketing Professionals	2	0.0%
2432	2432 - Public Relations Professionals	5	0.0%
2433	2433 - Technical and Medical Sales Professionals (excluding	0	
2434	2434 - Information and Communications Technology Sales Profe	2	0.0%

# mjj2cclean: primary job isco clean			
Value	Label	Cases	Percentage
2511	2511 - Systems Analysts	0	
2512	2512 - Software Developers	1	0.0%
2513	2513 - Web and Multimedia Developers	1	0.0%
2514	2514 - Applications Programmers	1	0.0%
2519	2519 - Software and Applications Developers and Analysts Not	0	
2521	2521 - Database Designers and Administrators	0	
2522	2522 - Systems Administrators	2	0.0%
2523	2523 - Computer Network Professionals	1	0.0%
2529	2529 - Database and Network Professionals Not Elsewhere Clas	0	
2611	2611 - Lawyers	5	0.0%
2612	2612 - Judges	1	0.0%
2619	2619 - Legal Professionals Not Elsewhere Classified	0	
2621	2621 - Archivists and Curators	0	
2622	2622 - Librarians and Related Information Professionals	2	0.0%
2631	2631 - Economists	0	
2632	2632 - Sociologists, Anthropologists and Related Professiona	0	
2633	2633 - Philosophers, Historians and Political Scientists	0	
2634	2634 - Psychologists	0	
2635	2635 - Social Work and Counselling Professionals	0	
2636	2636 - Religious Professionals	99	0.5%
2641	2641 - Authors and Related Writers	1	0.0%
2642	2642 - Journalists	5	0.0%
2643	2643 - Translators, Interpreters and Other Linguists	0	
2651	2651 - Visual Artists	3	0.0%
2652	2652 - Musicians, Singers and Composers	10	0.1%
2653	2653 - Dancers and Choreographers	0	
2654	2654 - Film, Stage and Related Directors and Producers	0	
2655	2655 - Actors	2	0.0%
2656	2656 - Announcers on Radio, Television and Other Media	5	0.0%
2659	2659 - Creative and Performing Artists Not Elsewhere Classif	0	
3111	3111 - Chemical and Physical Science Technicians	1	0.0%
3112	3112 - Civil Engineering Technicians	3	0.0%
3113	3113 - Electrical Engineering Technicians	13	0.1%
3114	3114 - Electronics Engineering Technicians	6	0.0%
3115	3115 - Mechanical Engineering Technicians	6	0.0%
3116	3116 - Chemical Engineering Technicians	0	
3117	3117 - Mining and Metallurgical Technicians	1	0.0%
3118	3118 - Draughtspersons	0	
3119	3119 - Physical and Engineering Science Technicians Not Else	0	
3121	3121 - Mining Supervisors	0	
3122	3122 - Manufacturing Supervisors	9	0.0%
3123	3123 - Construction Supervisors	14	0.1%
3131	3131 - Power Production Plant Operators	1	0.0%
3132	3132 - Incinerator and Water Treatment Plant Operators	0	
3133	3133 - Chemical Processing Plant Controllers	0	

mjj2cclean: primary job isco clean

Value	Label	Cases	Percentage
3134	3134 - Petroleum and Natural Gas Refining Plant Operators	1	0.0%
3135	3135 - Metal Production Process Controllers	0	
3139	3139 - Process Control Technicians Not Elsewhere Classified	1	0.0%
3141	3141 - Life Science Technicians (excluding Medical)	0	
3142	3142 - Agricultural Technicians	2	0.0%
3143	3143 - Forestry Technicians	2	0.0%
3151	3151 - Ships' Engineers	0	
3152	3152 - Ships' Deck Officers and Pilots	1	0.0%
3153	3153 - Aircraft Pilots and Related Associate Professionals	0	
3154	3154 - Air Traffic Controllers	0	
3155	3155 - Air Traffic Safety Electronics Technicians	0	
3211	3211 - Medical Imaging and Therapeutic Equipment Technicians	0	
3212	3212 - Medical and Pathology Laboratory Technicians	8	0.0%
3213	3213 - Pharmaceutical Technicians and Assistants	2	0.0%
3214	3214 - Medical and Dental Prosthetic Technicians	0	
3221	3221 - Nursing Associate Professionals	20	0.1%
3222	3222 - Midwifery Associate Professionals	1	0.0%
3230	3230 - Traditional and Complementary Medicine Associate Prof	12	0.1%
3240	3240 - Veterinary Technicians and Assistants	1	0.0%
3251	3251 - Dental Assistants and Therapists	0	
3252	3252 - Medical Records and Health Information Technicians	6	0.0%
3253	3253 - Community Health Workers	12	0.1%
3254	3254 - Dispensing Opticians	0	
3255	3255 - Physiotherapy Technicians and Assistants	0	
3256	3256 - Medical Assistants	2	0.0%
3257	3257 - Environmental and Occupational Health Inspectors and	0	
3258	3258 - Ambulance Workers	0	
3259	3259 - Health Associate Professionals Not Elsewhere Classifi	2	0.0%
3311	3311 - Securities and Finance Dealers and Brokers	2	0.0%
3312	3312 - Credit and Loans Officers	2	0.0%
3313	3313 - Accounting Associate Professionals	0	
3314	3314 - Statistical, Mathematical and Related Associate Profe	0	
3315	3315 - Valuers and Loss Assessors	0	
3321	3321 - Insurance Representatives	0	
3322	3322 - Commercial Sales Representatives	11	0.1%
3323	3323 - Buyers	1	0.0%
3324	3324 - Trade Brokers	2	0.0%
3331	3331 - Clearing and Forwarding Agents	8	0.0%
3332	3332 - Conference and Event Planners	12	0.1%
3333	3333 - Employment Agents and Contractors	1	0.0%
3334	3334 - Real Estate Agents and Property Managers	43	0.2%
3339	3339 - Business Services Agents Not Elsewhere Classified	5	0.0%
3341	3341 - Office Supervisors	7	0.0%
3342	3342 - Legal Secretaries	5	0.0%
3343	3343 - Administrative and Executive Secretaries	80	0.4%

mjj2cclean: primary job isco clean

Value	Label	Cases	Percentage
3344	3344 - Medical Secretaries	1	0.0%
3351	3351 - Customs and Border Inspectors	3	0.0%
3352	3352 - Government Tax and Excise Officials	12	0.1%
3353	3353 - Government Social Benefits Officials	0	
3354	3354 - Government Licensing Officials	1	0.0%
3355	3355 - Police Inspectors and Detectives	10	0.1%
3359	3359 - Government Regulatory Associate Professionals Not Els	0	
3411	3411 - Legal and Related Associate Professionals	3	0.0%
3412	3412 - Social Work Associate Professionals	4	0.0%
3413	3413 - Religious Associate Professionals	23	0.1%
3421	3421 - Athletes and Sports Players	4	0.0%
3422	3422 - Sports Coaches, Instructors and Officials	0	
3423	3423 - Fitness and Recreation Instructors and Programme Lead	0	
3431	3431 - Photographers	19	0.1%
3432	3432 - Interior Designers and Decorators	6	0.0%
3433	3433 - Gallery, Museum and Library Technicians	0	
3434	3434 - Chefs	3	0.0%
3435	3435 - Other Artistic and Cultural Associate Professionals	0	
3511	3511 - Information and Communications Technology Operations	6	0.0%
3512	3512 - Information and Communications Technology User Suppor	0	
3513	3513 - Computer Network and Systems Technicians	0	
3514	3514 - Web Technicians	1	0.0%
3521	3521 - Broadcasting and Audiovisual Technicians	0	
3522	3522 - Telecommunications Engineering Technicians	4	0.0%
4110	4110 - General Office Clerks	36	0.2%
4120	4120 - Secretaries (general)	8	0.0%
4131	4131 - Typists and Word Processing Operators	16	0.1%
4132	4132 - Data Entry Clerks	7	0.0%
4211	4211 - Bank Tellers and Related Clerks	46	0.2%
4212	4212 - Bookmakers, Croupiers and Related Gaming Workers	11	0.1%
4213	4213 - Pawnbrokers and Money-lenders	0	
4214	4214 - Debt Collectors and Related Workers	1	0.0%
4221	4221 - Travel Consultants and Clerks	3	0.0%
4222	4222 - Contact Centre Information Clerks	1	0.0%
4223	4223 - Telephone Switchboard Operators	0	
4224	4224 - Hotel Receptionists	3	0.0%
4225	4225 - Inquiry Clerks	0	
4226	4226 - Receptionists (general)	4	0.0%
4227	4227 - Survey and Market Research Interviewers	1	0.0%
4229	4229 - Client Information Workers Not Elsewhere Classified	0	
4311	4311 - Accounting and Bookkeeping Clerks	8	0.0%
4312	4312 - Statistical, Finance and Insurance Clerks	1	0.0%
4313	4313 - Payroll Clerks	0	
4321	4321 - Stock Clerks	10	0.1%
4322	4322 - Production Clerks	3	0.0%

mjj2cclean: primary job isco clean

Value	Label	Cases	Percentage
4323	4323 - Transport Clerks	5	0.0%
4411	4411 - Library Clerks	2	0.0%
4412	4412 - Mail Carriers and Sorting Clerks	2	0.0%
4413	4413 - Coding, Proofreading and Related Clerks	0	
4414	4414 - Scribes and Related Workers	0	
4415	4415 - Filing and Copying Clerks	1	0.0%
4416	4416 - Personnel Clerks	3	0.0%
4419	4419 - Clerical Support Workers Not Elsewhere Classified	4	0.0%
5111	5111 - Travel Attendants and Travel Stewards	0	
5112	5112 - Transport Conductors	18	0.1%
5113	5113 - Travel Guides	1	0.0%
5120	5120 - Cooks	46	0.2%
5131	5131 - Waiters	5	0.0%
5132	5132 - Bartenders	16	0.1%
5141	5141 - Hairdressers	368	1.9%
5142	5142 - Beauticians and Related Workers	37	0.2%
5151	5151 - Cleaning and Housekeeping Supervisors in Offices, Hot	6	0.0%
5152	5152 - Domestic Housekeepers	13	0.1%
5153	5153 - Building Caretakers	1	0.0%
5161	5161 - Astrologers, Fortune-tellers and Related Workers	0	
5162	5162 - Companions and Valets	0	
5163	5163 - Undertakers and Embalmers	1	0.0%
5164	5164 - Pet Groomers and Animal Care Workers	0	
5165	5165 - Driving Instructors	1	0.0%
5169	5169 - Personal Services Workers Not Elsewhere Classified	17	0.1%
5211	5211 - Stall and Market Salespersons	3623	18.5%
5212	5212 - Street Food Salespersons	691	3.5%
5221	5221 - Shopkeepers	235	1.2%
5222	5222 - Shop Supervisors	6	0.0%
5223	5223 - Shop Sales Assistants	61	0.3%
5230	5230 - Cashiers and Ticket Clerks	7	0.0%
5241	5241 - Fashion and Other Models	3	0.0%
5242	5242 - Sales Demonstrators	72	0.4%
5243	5243 - Door-to-door Salespersons	54	0.3%
5244	5244 - Contact Centre Salespersons	5	0.0%
5245	5245 - Service Station Attendants	22	0.1%
5246	5246 - Food Service Counter Attendants	60	0.3%
5249	5249 - Sales Workers Not Elsewhere Classified	19	0.1%
5311	5311 - Child Care Workers	3	0.0%
5312	5312 - Teachers' Aides	0	
5321	5321 - Health Care Assistants	15	0.1%
5322	5322 - Home-based Personal Care Workers	0	
5329	5329 - Personal Care Workers in Health Services Not Elsewher	2	0.0%
5411	5411 - Firefighters	2	0.0%
5412	5412 - Police Officers	49	0.2%

mjj2cclean: primary job isco clean

Value	Label	Cases	Percentage
5413	5413 - Prison Guards	5	0.0%
5414	5414 - Security Guards	128	0.7%
5419	5419 - Protective Services Workers Not Elsewhere Classified	2	0.0%
6111	6111 - Field Crop and Vegetable Growers	3112	15.9%
6112	6112 - Tree and Shrub Crop Growers	36	0.2%
6113	6113 - Gardeners; Horticultural and Nursery Growers	7	0.0%
6114	6114 - Mixed Crop Growers	2337	11.9%
6121	6121 - Livestock and Dairy Producers	639	3.3%
6122	6122 - Poultry Producers	131	0.7%
6123	6123 - Apiarists and Sericulturists	0	
6129	6129 - Animal Producers Not Elsewhere Classified	8	0.0%
6130	6130 - Mixed Crop and Animal Producers	653	3.3%
6210	6210 - Forestry and Related Workers	4	0.0%
6221	6221 - Aquaculture Workers	10	0.1%
6222	6222 - Inland and Coastal Waters Fishery Workers	80	0.4%
6223	6223 - Deep-sea Fishery Workers	22	0.1%
6224	6224 - Hunters and Trappers	4	0.0%
6310	6310 - Subsistence Crop Farmers	91	0.5%
6320	6320 - Subsistence Livestock Farmers	19	0.1%
6330	6330 - Subsistence Mixed Crop and Livestock Farmers	16	0.1%
6340	6340 - Subsistence Fishers, Hunters, Trappers and Gatherers	17	0.1%
7111	7111 - House Builders	58	0.3%
7112	7112 - Bricklayers and Related Workers	130	0.7%
7113	7113 - Stonemasons, Stone Cutters, Splitters and Carvers	6	0.0%
7114	7114 - Concrete Placers, Concrete Finishers and Related Work	11	0.1%
7115	7115 - Carpenters and Joiners	84	0.4%
7119	7119 - Building Frame and Related Trades Workers Not Elsewhe	1	0.0%
7121	7121 - Roofers	24	0.1%
7122	7122 - Floor Layers and Tile Setters	39	0.2%
7123	7123 - Plasterers	14	0.1%
7124	7124 - Insulation Workers	0	
7125	7125 - Glaziers	0	
7126	7126 - Plumbers and Pipe Fitters	25	0.1%
7127	7127 - Air Conditioning and Refrigeration Mechanics	4	0.0%
7131	7131 - Painters and Related Workers	26	0.1%
7132	7132 - Spray Painters and Varnishers	4	0.0%
7133	7133 - Building Structure Cleaners	1	0.0%
7211	7211 - Metal Moulders and Coremakers	2	0.0%
7212	7212 - Welders and Flame Cutters	95	0.5%
7213	7213 - Sheet Metal Workers	25	0.1%
7214	7214 - Structural Metal Preparers and Erectors	3	0.0%
7215	7215 - Riggers and Cable Splicers	0	
7221	7221 - Blacksmiths, Hammersmiths and Forging Press Workers	17	0.1%
7222	7222 - Toolmakers and Related Workers	0	
7223	7223 - Metal Working Machine Tool Setters and Operators	2	0.0%

mjj2cclean: primary job isco clean

Value	Label	Cases	Percentage
7224	7224 - Metal Polishers, Wheel Grinders and Tool Sharpeners	0	
7231	7231 - Motor Vehicle Mechanics and Repairers	217	1.1%
7232	7232 - Aircraft Engine Mechanics and Repairers	0	
7233	7233 - Agricultural and Industrial Machinery Mechanics and R	6	0.0%
7234	7234 - Bicycle and Related Repairers	7	0.0%
7311	7311 - Precision-instrument Makers and Repairers	5	0.0%
7312	7312 - Musical Instrument Makers and Tuners	3	0.0%
7313	7313 - Jewellery and Precious Metal Workers	4	0.0%
7314	7314 - Potters and Related Workers	21	0.1%
7315	7315 - Glass Makers, Cutters, Grinders and Finishers	2	0.0%
7316	7316 - Signwriters, Decorative Painters, Engravers and Etche	0	
7317	7317 - Handicraft Workers in Wood, Basketry and Related Mate	67	0.3%
7318	7318 - Handicraft Workers in Textile, Leather and Related Ma	100	0.5%
7319	7319 - Handicraft Workers Not Elsewhere Classified	9	0.0%
7321	7321 - Pre-press Technicians	0	
7322	7322 - Printers	12	0.1%
7323	7323 - Print Finishing and Binding Workers	5	0.0%
7411	7411 - Building and Related Electricians	59	0.3%
7412	7412 - Electrical Mechanics and Fitters	34	0.2%
7413	7413 - Electrical Line Installers and Repairers	17	0.1%
7421	7421 - Electronics Mechanics and Servicers	11	0.1%
7422	7422 - Information and Communications Technology Installers	13	0.1%
7511	7511 - Butchers, Fishmongers and Related Food Preparers	101	0.5%
7512	7512 - Bakers, Pastry-cooks and Confectionery Makers	67	0.3%
7513	7513 - Dairy Products Makers	50	0.3%
7514	7514 - Fruit, Vegetable and Related Preservers	33	0.2%
7515	7515 - Food and Beverage Tasters and Graders	4	0.0%
7516	7516 - Tobacco Preparers and Tobacco Products Makers	2	0.0%
7521	7521 - Wood Treaters	1	0.0%
7522	7522 - Cabinet-makers and Related Workers	81	0.4%
7523	7523 - Woodworking Machine Tool Setters and Operators	14	0.1%
7531	7531 - Tailors, Dressmakers, Furriers and Hatters	821	4.2%
7532	7532 - Garment and Related Patternmakers and Cutters	2	0.0%
7533	7533 - Sewing, Embroidery and Related Workers	28	0.1%
7534	7534 - Upholsterers and Related Workers	1	0.0%
7535	7535 - Pelt Dressers, Tanners and Fellmongers	0	
7536	7536 - Shoemakers and Related Workers	34	0.2%
7541	7541 - Underwater Divers	2	0.0%
7542	7542 - Shotfirers and Blasters	0	
7543	7543 - Product Graders and Testers (excluding Foods and Beve	0	
7544	7544 - Fumigators and Other Pest and Weed Controllers	5	0.0%
7549	7549 - Craft and Related Workers Not Elsewhere Classified	0	
8111	8111 - Miners and Quarriers	8	0.0%
8112	8112 - Mineral and Stone Processing Plant Operators	0	
8113	8113 - Well Drillers and Borers and Related Workers	10	0.1%

mjj2cclean: primary job isco clean

Value	Label	Cases	Percentage
8114	8114 - Cement, Stone and Other Mineral Products Machine Oper	4	0.0%
8121	8121 - Metal Processing Plant Operators	4	0.0%
8122	8122 - Metal Finishing, Plating and Coating Machine Operator	0	
8131	8131 - Chemical Products Plant and Machine Operators	9	0.0%
8132	8132 - Photographic Products Machine Operators	2	0.0%
8141	8141 - Rubber Products Machine Operators	23	0.1%
8142	8142 - Plastic Products Machine Operators	5	0.0%
8143	8143 - Paper Products Machine Operators	0	
8151	8151 - Fibre Preparing, Spinning and Winding Machine Operato	0	
8152	8152 - Weaving and Knitting Machine Operators	22	0.1%
8153	8153 - Sewing Machine Operators	3	0.0%
8154	8154 - Bleaching, Dyeing and Fabric Cleaning Machine Operato	0	
8155	8155 - Fur and Leather Preparing Machine Operators	0	
8156	8156 - Shoemaking and Related Machine Operators	4	0.0%
8157	8157 - Laundry Machine Operators	6	0.0%
8159	8159 - Textile, Fur and Leather Products Machine Operators N	1	0.0%
8160	8160 - Food and Related Products Machine Operators	262	1.3%
8171	8171 - Pulp and Papermaking Plant Operators	0	
8172	8172 - Wood Processing Plant Operators	27	0.1%
8181	8181 - Glass and Ceramics Plant Operators	1	0.0%
8182	8182 - Steam Engine and Boiler Operators	0	
8183	8183 - Packing, Bottling and Labelling Machine Operators	6	0.0%
8189	8189 - Stationary Plant and Machine Operators Not Elsewhere	0	
8211	8211 - Mechanical Machinery Assemblers	0	
8212	8212 - Electrical and Electronic Equipment Assemblers	1	0.0%
8219	8219 - Assemblers Not Elsewhere Classified	0	
8311	8311 - Locomotive Engine Drivers	0	
8312	8312 - Railway Brake, Signal and Switch Operators	2	0.0%
8321	8321 - Motorcycle Drivers	467	2.4%
8322	8322 - Car, Taxi and Van Drivers	190	1.0%
8331	8331 - Bus and Tram Drivers	101	0.5%
8332	8332 - Heavy Truck and Lorry Drivers	84	0.4%
8341	8341 - Mobile Farm and Forestry Plant Operators	7	0.0%
8342	8342 - Earthmoving and Related Plant Operators	0	
8343	8343 - Crane, Hoist and Related Plant Operators	0	
8344	8344 - Lifting Truck Operators	0	
8350	8350 - Ships' Deck Crews and Related Workers	1	0.0%
9111	9111 - Domestic Cleaners and Helpers	34	0.2%
9112	9112 - Cleaners and Helpers in Offices, Hotels and Other Est	41	0.2%
9121	9121 - Hand Launderers and Pressers	29	0.1%
9122	9122 - Vehicle Cleaners	5	0.0%
9123	9123 - Window Cleaners	0	
9129	9129 - Other Cleaning Workers	0	
9211	9211 - Crop Farm Labourers	365	1.9%
9212	9212 - Livestock Farm Labourers	16	0.1%

# mjj2cclean: primary job isco clean			
Value	Label	Cases	Percentage
9213	9213 - Mixed Crop and Livestock Farm Labourers	45	0.2%
9214	9214 - Garden and Horticultural Labourers	2	0.0%
9215	9215 - Forestry Labourers	6	0.0%
9216	9216 - Fishery and Aquaculture Labourers	6	0.0%
9311	9311 - Mining and Quarrying Labourers	9	0.0%
9312	9312 - Civil Engineering Labourers	1	0.0%
9313	9313 - Building Construction Labourers	68	0.3%
9321	9321 - Hand Packers	4	0.0%
9329	9329 - Manufacturing Labourers Not Elsewhere Classified	21	0.1%
9331	9331 - Hand and Pedal Vehicle Drivers	7	0.0%
9332	9332 - Drivers of Animal-drawn Vehicles and Machinery	2	0.0%
9333	9333 - Freight Handlers	4	0.0%
9334	9334 - Shelf Fillers	0	
9411	9411 - Fast Food Preparers	619	3.2%
9412	9412 - Kitchen Helpers	0	
9510	9510 - Street and Related Services Workers	8	0.0%
9520	9520 - Street Vendors (excluding Food)	56	0.3%
9611	9611 - Garbage and Recycling Collectors	10	0.1%
9612	9612 - Refuse Sorters	3	0.0%
9613	9613 - Sweepers and Related Labourers	8	0.0%
9621	9621 - Messengers, Package Deliverers and Luggage Porters	8	0.0%
9622	9622 - Odd-job Persons	1	0.0%
9623	9623 - Meter Readers and Vending-machine Collectors	0	
9624	9624 - Water and Firewood Collectors	34	0.2%
9629	9629 - Elementary Workers Not Elsewhere Classified	2	0.0%
9999	9999 - Not elsewhere classified	0	
Sysmiss		27210	
Warning: these figures indicate the number of cases found in the data file. They cannot be interpreted as summary statistics of the population of interest.			
# mjj3ccleansection: primary job isic section clean			
Information	[Type= discrete] [Format=numeric] [Range= 1-20] [Missing=*]		
Statistics [NW/ W]	[Valid=19629 /-] [Invalid=27210 /-]		
Literal question	Primary job ISIC section		
Value	Label	Cases	Percentage
1	01 Agriculture forestry and fishing	7644	38.9%
2	02 Mining and quarrying	42	0.2%
3	03 Manufacturing	2183	11.1%
4	04 Electricity gas steam air con	12	0.1%
5	05 Water supply sewerage waste mgmt	23	0.1%
6	06 Construction	550	2.8%
7	07 Wholesale and retail trade	4551	23.2%
8	08 Transport storage	874	4.5%
9	09 Accommodation food services	1418	7.2%
10	10 Information and communication	40	0.2%
11	11 Financial and insurance	73	0.4%

mjj3ccleansection: primary job isic section clean

Value	Label	Cases	Percentage
12	12 Real estate	45	0.2%
13	13 Professional scientific technical	96	0.5%
14	14 Admin support service	171	0.9%
15	15 Public admin defence social security	266	1.4%
16	16 Education	722	3.7%
17	17 Human health social work	173	0.9%
18	18 Arts entertainment recreation	34	0.2%
19	19 Other service activities	667	3.4%
20	20 Households as employers	45	0.2%
Sysmiss		27210	

Warning: these figures indicate the number of cases found in the data file. They cannot be interpreted as summary statistics of the population of interest.

mjj3cclean: primary job isic clean

Information	[Type= discrete] [Format=numeric] [Range= 111-9999] [Missing=*]
Statistics [NW/ W]	[Valid=19629 /-] [Invalid=27210 /-]
Literal question	Primary job ISIC

Value	Label	Cases	Percentage
111	0111 - Growing of cereals (except rice), leguminous crops an	2265	11.5%
112	0112 - Growing of rice	442	2.3%
113	0113 - Growing of vegetables and melons, roots and tubers	2127	10.8%
114	0114 - Growing of sugar cane	10	0.1%
115	0115 - Growing of tobacco	0	
116	0116 - Growing of fibre crops	7	0.0%
119	0119 - Growing of other non-perennial crops	828	4.2%
121	0121 - Growing of grapes	0	
122	0122 - Growing of tropical and subtropical fruits	32	0.2%
123	0123 - Growing of citrus fruits	2	0.0%
124	0124 - Growing of pome fruits and stone fruits	0	
125	0125 - Growing of other tree and bush fruits and nuts	21	0.1%
126	0126 - Growing of oleaginous fruits	49	0.2%
127	0127 - Growing of beverage crops	52	0.3%
128	0128 - Growing of spices, aromatic, drug and pharmaceutical	0	
129	0129 - Growing of other perennial crops	10	0.1%
130	0130 - Plant propagation	1	0.0%
141	0141 - Raising of cattle and buffaloes	254	1.3%
142	0142 - Raising of horses and other equines	0	
143	0143 - Raising of camels and camelids	1	0.0%
144	0144 - Raising of sheep and goats	420	2.1%
145	0145 - Raising of swine/pigs	14	0.1%
146	0146 - Raising of poultry	134	0.7%
149	0149 - Raising of other animals	8	0.0%
150	0150 - Mixed farming	721	3.7%
161	0161 - Support activities for crop production	62	0.3%
162	0162 - Support activities for animal production	6	0.0%
163	0163 - Post-harvest crop activities	10	0.1%

mjj3cclean: primary job isic clean

Value	Label	Cases	Percentage
164	0164 - Seed processing for propagation	0	
170	0170 - Hunting, trapping and related service activities	2	0.0%
210	0210 - Silviculture and other forestry activities	2	0.0%
220	0220 - Logging	21	0.1%
230	0230 - Gathering of non-wood forest products	1	0.0%
240	0240 - Support services to forestry	6	0.0%
311	0311 - Marine fishing	21	0.1%
312	0312 - Freshwater fishing	98	0.5%
321	0321 - Marine aquaculture	0	
322	0322 - Freshwater aquaculture	17	0.1%
510	0510 - Mining of hard coal	2	0.0%
520	0520 - Mining of lignite	0	
610	0610 - Extraction of crude petroleum	2	0.0%
620	0620 - Extraction of natural gas	10	0.1%
710	0710 - Mining of iron ores	0	
721	0721 - Mining of uranium and thorium ores	0	
729	0729 - Mining of other non-ferrous metal ores	9	0.0%
810	0810 - Quarrying of stone, sand and clay	11	0.1%
891	0891 - Mining of chemical and fertilizer minerals	0	
892	0892 - Extraction of peat	0	
893	0893 - Extraction of salt	0	
899	0899 - Other mining and quarrying n.e.c.	5	0.0%
910	0910 - Support activities for petroleum and natural gas extr	0	
990	0990 - Support activities for other mining and quarrying	3	0.0%
1010	1010 - Processing and preserving of meat	48	0.2%
1020	1020 - Processing and preserving of fish, crustaceans and mo	29	0.1%
1030	1030 - Processing and preserving of fruit and vegetables	54	0.3%
1040	1040 - Manufacture of vegetable and animal oils and fats	131	0.7%
1050	1050 - Manufacture of dairy products	66	0.3%
1061	1061 - Manufacture of grain mill products	79	0.4%
1062	1062 - Manufacture of starches and starch products	7	0.0%
1071	1071 - Manufacture of bakery products	77	0.4%
1072	1072 - Manufacture of sugar	0	
1073	1073 - Manufacture of cocoa, chocolate and sugar confectione	2	0.0%
1074	1074 - Manufacture of macaroni, noodles, couscous and simila	5	0.0%
1075	1075 - Manufacture of prepared meals and dishes	2	0.0%
1079	1079 - Manufacture of other food products n.e.c,	51	0.3%
1080	1080 - Manufacture of prepared animal feeds	1	0.0%
1101	1101 - Distilling, rectifying and blending of spirits	2	0.0%
1102	1102 - Manufacture of wines	22	0.1%
1103	1103 - Manufacture of malt liquors and malt	5	0.0%
1104	1104 - Manufacture of soft drinks; production of mineral wat	26	0.1%
1200	1200 - Manufacture of tobacco products	2	0.0%
1311	1311 - Preparation and spinning of textile fibres	0	
1312	1312 - Weaving of textiles	38	0.2%

mjj3cclean: primary job isic clean

Value	Label	Cases	Percentage
1313	1313 - Finishing of textiles	1	0.0%
1391	1391 - Manufacture of knitted and crocheted fabrics	25	0.1%
1392	1392 - Manufacture of made-up textile articles, except appar	25	0.1%
1393	1393 - Manufacture of carpets and rugs	0	
1394	1394 - Manufacture of cordage, rope, twine and netting	53	0.3%
1399	1399 - Manufacture of other textiles n.e.c.	14	0.1%
1410	1410 - Manufacture of wearing apparel, except fur apparel	860	4.4%
1420	1420 - Manufacture of articles of fur	0	
1430	1430 - Manufacture of knitted and crocheted apparel	4	0.0%
1511	1511 - Tanning and dressing of leather; dressing and dyeing	1	0.0%
1512	1512 - Manufacture of luggage, handbags and the like, saddle	7	0.0%
1520	1520 - Manufacture of footwear	11	0.1%
1610	1610 - Sawmilling and planing of wood	53	0.3%
1621	1621 - Manufacture of veneer sheets and wood-based panels	0	
1622	1622 - Manufacture of builders' carpentry and joinery	65	0.3%
1623	1623 - Manufacture of wooden containers	1	0.0%
1629	1629 - Manufacture of other products of wood; manufacture of	24	0.1%
1701	1701 - Manufacture of pulp, paper and paperboard	0	
1702	1702 - Manufacture of corrugated paper and paperboard and of	0	
1709	1709 - Manufacture of other articles of paper and paperboard	0	
1811	1811 - Printing	13	0.1%
1812	1812 - Service activities related to printing	7	0.0%
1820	1820 - Reproduction of recorded media	0	
1910	1910 - Manufacture of coke oven products	0	
1920	1920 - Manufacture of refined petroleum products	0	
2011	2011 - Manufacture of basic chemicals	0	
2012	2012 - Manufacture of fertilizers and nitrogen compounds	1	0.0%
2013	2013 - Manufacture of plastics and synthetic rubber in prima	1	0.0%
2021	2021 - Manufacture of pesticides and other agrochemical prod	1	0.0%
2022	2022 - Manufacture of paints, varnishes and similar coatings	1	0.0%
2023	2023 - Manufacture of soap and detergents, cleaning and poli	15	0.1%
2029	2029 - Manufacture of other chemical products n.e.c.	0	
2030	2030 - Manufacture of man-made fibres	0	
2100	2100 - Manufacture of pharmaceuticals, medicinal chemical an	8	0.0%
2211	2211 - Manufacture of rubber tyres and tubes; retreading and	0	
2219	2219 - Manufacture of other rubber products	3	0.0%
2220	2220 - Manufacture of plastics products	7	0.0%
2310	2310 - Manufacture of glass and glass products	2	0.0%
2391	2391 - Manufacture of refractory products	0	
2392	2392 - Manufacture of clay building materials	3	0.0%
2393	2393 - Manufacture of other porcelain and ceramic products	0	
2394	2394 - Manufacture of cement, lime and plaster	2	0.0%
2395	2395 - Manufacture of articles of concrete, cement and plast	24	0.1%
2396	2396 - Cutting, shaping and finishing of stone	2	0.0%
2399	2399 - Manufacture of other non-metallic mineral products n.	4	0.0%

mjj3cclean: primary job isic clean

Value	Label	Cases	Percentage
2410	2410 - Manufacture of basic iron and steel	10	0.1%
2420	2420 - Manufacture of basic precious and other non-ferrous m	5	0.0%
2431	2431 - Casting of iron and steel	7	0.0%
2432	2432 - Casting of non-ferrous metals	2	0.0%
2511	2511 - Manufacture of structural metal products	84	0.4%
2512	2512 - Manufacture of tanks, reservoirs and containers of me	6	0.0%
2513	2513 - Manufacture of steam generators, except central heati	0	
2520	2520 - Manufacture of weapons and ammunition	0	
2591	2591 - Forging, pressing, stamping and roll-forming of metal	1	0.0%
2592	2592 - Treatment and coating of metals; machining	0	
2593	2593 - Manufacture of cutlery, hand tools and general hardwa	13	0.1%
2599	2599 - Manufacture of other fabricated metal products n.e.c.	12	0.1%
2610	2610 - Manufacture of electronic components and boards	0	
2620	2620 - Manufacture of computers and peripheral equipment	0	
2630	2630 - Manufacture of communication equipment	1	0.0%
2640	2640 - Manufacture of consumer electronics	0	
2651	2651 - Manufacture of measuring, testing, navigating and con	0	
2652	2652 - Manufacture of watches and clocks	0	
2660	2660 - Manufacture of irradiation, electromedical and electr	0	
2670	2670 - Manufacture of optical instruments and photographic e	0	
2680	2680 - Manufacture of magnetic and optical media	0	
2710	2710 - Manufacture of electric motors, generators, transform	0	
2720	2720 - Manufacture of batteries and accumulators	1	0.0%
2731	2731 - Manufacture of fibre optic cables	0	
2732	2732 - Manufacture of other electronic and electric wires an	0	
2733	2733 - Manufacture of wiring devices	0	
2740	2740 - Manufacture of electric lighting equipment	0	
2750	2750 - Manufacture of domestic appliances	1	0.0%
2790	2790 - Manufacture of other electrical equipment	0	
2811	2811 - Manufacture of engines and turbines, except aircraft,	0	
2812	2812 - Manufacture of fluid power equipment	0	
2813	2813 - Manufacture of other pumps, compressors, taps and val	0	
2814	2814 - Manufacture of bearings, gears, gearing and driving e	0	
2815	2815 - Manufacture of ovens, furnaces and furnace burners	0	
2816	2816 - Manufacture of lifting and handling equipment	0	
2817	2817 - Manufacture of office machinery and equipment (except	0	
2818	2818 - Manufacture of power-driven hand tools	0	
2819	2819 - Manufacture of other general-purpose machinery	0	
2821	2821 - Manufacture of agricultural and forestry machinery	0	
2822	2822 - Manufacture of metal-forming machinery and machine to	0	
2823	2823 - Manufacture of machinery for metallurgy	0	
2824	2824 - Manufacture of machinery for mining, quarrying and co	0	
2825	2825 - Manufacture of machinery for food, beverage and tobac	3	0.0%
2826	2826 - Manufacture of machinery for textile, apparel and lea	1	0.0%
2829	2829 - Manufacture of other special-purpose machinery	0	

mjj3cclean: primary job isic clean

Value	Label	Cases	Percentage
2910	2910 - Manufacture of motor vehicles	0	
2920	2920 - Manufacture of bodies (coachwork) for motor vehicles;	0	
2930	2930 - Manufacture of parts and accessories for motor vehicl	1	0.0%
3011	3011 - Building of ships and floating structures	1	0.0%
3012	3012 - Building of pleasure and sporting boats	0	
3020	3020 - Manufacture of railway locomotives and rolling stock	0	
3030	3030 - Manufacture of air and spacecraft and related machine	0	
3040	3040 - Manufacture of military fighting vehicles	0	
3091	3091 - Manufacture of motorcycles	0	
3092	3092 - Manufacture of bicycles and invalid carriages	0	
3099	3099 - Manufacture of other transport equipment n.e.c.	0	
3100	3100 - Manufacture of furniture	86	0.4%
3211	3211 - Manufacture of jewellery and related articles	1	0.0%
3212	3212 - Manufacture of imitation jewellery and related articl	3	0.0%
3220	3220 - Manufacture of musical instruments	1	0.0%
3230	3230 - Manufacture of sports goods	1	0.0%
3240	3240 - Manufacture of games and toys	0	
3250	3250 - Manufacture of medical and dental instruments and sup	0	
3290	3290 - Other manufacturing n.e.c.	2	0.0%
3311	3311 - Repair of fabricated metal products	6	0.0%
3312	3312 - Repair of machinery	12	0.1%
3313	3313 - Repair of electronic and optical equipment	4	0.0%
3314	3314 - Repair of electrical equipment	33	0.2%
3315	3315 - Repair of transport equipment, except motor vehicles	0	
3319	3319 - Repair of other equipment	0	
3320	3320 - Installation of industrial machinery and equipment	0	
3510	3510 - Electric power generation, transmission and distribut	12	0.1%
3520	3520 - Manufacture of gas; distribution of gaseous fuels thr	0	
3530	3530 - Steam and air conditioning supply	0	
3600	3600 - Water collection, treatment and supply	19	0.1%
3700	3700 - Sewerage	1	0.0%
3811	3811 - Collection of non-hazardous waste	1	0.0%
3812	3812 - Collection of hazardous waste	0	
3821	3821 - Treatment and disposal of non-hazardous waste	0	
3822	3822 - Treatment and disposal of hazardous waste	0	
3830	3830 - Materials recovery	0	
3900	3900 - Remediation activities and other waste management ser	2	0.0%
4100	4100 - Construction of buildings	293	1.5%
4210	4210 - Construction of roads and railways	21	0.1%
4220	4220 - Construction of utility projects	8	0.0%
4290	4290 - Construction of other civil engineering projects	9	0.0%
4311	4311 - Demolition	1	0.0%
4312	4312 - Site preparation	1	0.0%
4321	4321 - Electrical installation	71	0.4%
4322	4322 - Plumbing, heat and air-conditioning installation	23	0.1%

mjj3cclean: primary job isic clean

Value	Label	Cases	Percentage
4329	4329 - Other construction installation	1	0.0%
4330	4330 - Building completion and finishing	118	0.6%
4390	4390 - Other specialized construction activities	4	0.0%
4510	4510 - Sale of motor vehicles	14	0.1%
4520	4520 - Maintenance and repair of motor vehicles	196	1.0%
4530	4530 - Sale of motor vehicle parts and accessories	42	0.2%
4540	4540 - Sale, maintenance and repair of motorcycles and relat	84	0.4%
4610	4610 - Wholesale on a fee or contract basis	0	
4620	4620 - Wholesale of agricultural raw materials and live anim	70	0.4%
4630	4630 - Wholesale of food, beverages and tobacco	43	0.2%
4641	4641 - Wholesale of textiles, clothing and footwear	14	0.1%
4649	4649 - Wholesale of other household goods	17	0.1%
4651	4651 - Wholesale of computers, computer peripheral equipment	1	0.0%
4652	4652 - Wholesale of electronic and telecommunications equipm	8	0.0%
4653	4653 - Wholesale of agricultural machinery, equipment and su	0	
4659	4659 - Wholesale of other machinery and equipment	1	0.0%
4661	4661 - Wholesale of solid, liquid and gaseous fuels and rela	55	0.3%
4662	4662 - Wholesale of metals and metal ores	4	0.0%
4663	4663 - Wholesale of construction materials, hardware, plumbi	44	0.2%
4669	4669 - Wholesale of waste and scrap and other products n.e.c	26	0.1%
4690	4690 - Non-specialized wholesale trade	10	0.1%
4711	4711 - Retail sale in non-specialized stores with food, beve	971	4.9%
4719	4719 - Other retail sale in non-specialized stores	190	1.0%
4721	4721 - Retail sale of food in specialized stores	392	2.0%
4722	4722 - Retail sale of beverages in specialized stores	175	0.9%
4723	4723 - Retail sale of tobacco products in specialized stores	1	0.0%
4730	4730 - Retail sale of automotive fuel in specialized stores	48	0.2%
4741	4741 - Retail sale of computers, peripheral units, software	45	0.2%
4742	4742 - Retail sale of audio and video equipment in specializ	3	0.0%
4751	4751 - Retail sale of textiles in specialized stores	23	0.1%
4752	4752 - Retail sale of hardware, paints and glass in speciali	24	0.1%
4753	4753 - Retail sale of carpets, rugs, wall and floor covering	1	0.0%
4759	4759 - Retail sale of electrical household appliances, furni	34	0.2%
4761	4761 - Retail sale of books, newspapers and stationary in sp	10	0.1%
4762	4762 - Retail sale of music and video recordings in speciali	1	0.0%
4763	4763 - Retail sale of sporting equipment in specialized stor	1	0.0%
4764	4764 - Retail sale of games and toys in specialized stores	0	
4771	4771 - Retail sale of clothing, footwear and leather article	201	1.0%
4772	4772 - Retail sale of pharmaceutical and medical goods, cosm	153	0.8%
4773	4773 - Other retail sale of new goods in specialized stores	108	0.6%
4774	4774 - Retail sale of second-hand goods	74	0.4%
4781	4781 - Retail sale via stalls and markets of food, beverages	1227	6.3%
4782	4782 - Retail sale via stalls and markets of textiles, cloth	87	0.4%
4789	4789 - Retail sale via stalls and markets of other goods	59	0.3%
4791	4791 - Retail sale via mail order houses or via Internet	11	0.1%

mjj3cclean: primary job isic clean

Value	Label	Cases	Percentage
4799	4799 - Other retail sale not in stores, stalls or markets	83	0.4%
4911	4911 - Passenger rail transport, interurban	3	0.0%
4912	4912 - Freight rail transport	1	0.0%
4921	4921 - Urban and suburban passenger land transport	756	3.9%
4922	4922 - Other passenger land transport	14	0.1%
4923	4923 - Freight transport by road	56	0.3%
4930	4930 - Transport via pipeline	0	
5011	5011 - Sea and coastal passenger water transport	2	0.0%
5012	5012 - Sea and coastal freight water transport	3	0.0%
5021	5021 - Inland passenger water transport	3	0.0%
5022	5022 - Inland freight water transport	2	0.0%
5110	5110 - Passenger air transport	3	0.0%
5120	5120 - Freight air transport	0	
5210	5210 - Warehousing and storage	0	
5221	5221 - Service activities incidental to land transportation	11	0.1%
5222	5222 - Service activities incidental to water transportation	1	0.0%
5223	5223 - Service activities incidental to air transportation	1	0.0%
5224	5224 - Cargo handling	4	0.0%
5229	5229 - Other transportation support activities	10	0.1%
5310	5310 - Postal activities	0	
5320	5320 - Courier activities	4	0.0%
5510	5510 - Short term accommodation activities	26	0.1%
5520	5520 - Camping grounds, recreational vehicle parks and trail	0	
5590	5590 - Other accommodation	0	
5610	5610 - Restaurants and mobile food service activities	1285	6.5%
5621	5621 - Event catering	22	0.1%
5629	5629 - Other food service activities	62	0.3%
5630	5630 - Beverage serving activities	23	0.1%
5811	5811 - Book publishing	1	0.0%
5812	5812 - Publishing of directories and mailing lists	0	
5813	5813 - Publishing of newspapers, journals and periodicals	1	0.0%
5819	5819 - Other publishing activities	0	
5820	5820 - Software publishing	1	0.0%
5911	5911 - Motion picture, video and television programme produc	1	0.0%
5912	5912 - Motion picture, video and television programme post-p	0	
5913	5913 - Motion picture, video and television programme distri	0	
5914	5914 - Motion picture projection activities	0	
5920	5920 - Sound recording and music publishing activities	4	0.0%
6010	6010 - Radio broadcasting	8	0.0%
6020	6020 - Television programming and broadcasting activities	2	0.0%
6110	6110 - Wired telecommunications activities	2	0.0%
6120	6120 - Wireless telecommunications activities	1	0.0%
6130	6130 - Satellite telecommunications activities	2	0.0%
6190	6190 - Other telecommunications activities	4	0.0%
6201	6201 - Computer programming activities	3	0.0%

mjj3cclean: primary job isic clean

Value	Label	Cases	Percentage
6202	6202 - Computer consultancy and computer facilities managem	1	0.0%
6209	6209 - Other information technology and computer service act	4	0.0%
6311	6311 - Data processing, hosting and related activities	1	0.0%
6312	6312 - Web portals	0	
6391	6391 - News agency activities	3	0.0%
6399	6399 - Other information service activities n.e.c.	1	0.0%
6411	6411 - Central banking	1	0.0%
6419	6419 - Other monetary intermediation	27	0.1%
6420	6420 - Activities of holding companies	0	
6430	6430 - Trusts, funds and similar financial entities	0	
6491	6491 - Financial leasing	0	
6492	6492 - Other credit granting	1	0.0%
6499	6499 - Other financial service activities, except insurance	23	0.1%
6511	6511 - Life insurance	0	
6512	6512 - Non-life insurance	0	
6520	6520 - Reinsurance	0	
6530	6530 - Pension funding	1	0.0%
6611	6611 - Administration of financial markets	2	0.0%
6612	6612 - Security and commodity contracts brokerage	2	0.0%
6619	6619 - Other activities auxiliary to financial service activ	13	0.1%
6621	6621 - Risk and damage evaluation	0	
6622	6622 - Activities of insurance agents and brokers	3	0.0%
6629	6629 - Other activities auxiliary to insurance and pension f	0	
6630	6630 - Fund management activities	0	
6810	6810 - Real estate activities with own or leased property	20	0.1%
6820	6820 - Real estate activities on a fee or contract basis	25	0.1%
6910	6910 - Legal activities	15	0.1%
6920	6920 - Accounting, bookkeeping and auditing activities; tax	21	0.1%
7010	7010 - Activities of head offices	3	0.0%
7020	7020 - Management consultancy activities	2	0.0%
7110	7110 - Architectural and engineering activities and related	11	0.1%
7120	7120 - Technical testing and analysis	0	
7210	7210 - Research and experimental development on natural scie	3	0.0%
7220	7220 - Research and experimental development on social scien	3	0.0%
7310	7310 - Advertising	1	0.0%
7320	7320 - Market research and public opinion polling	1	0.0%
7410	7410 - Specialized design activities	12	0.1%
7420	7420 - Photographic activities	19	0.1%
7490	7490 - Other professional, scientific and technical activiti	2	0.0%
7500	7500 - Veterinary activities	3	0.0%
7710	7710 - Renting and leasing of motor vehicles	0	
7721	7721 - Renting and leasing of recreational and sports goods	1	0.0%
7722	7722 - Renting of video tapes and disks	0	
7729	7729 - Renting and leasing of other personal and household g	4	0.0%
7730	7730 - Renting and leasing of other machinery, equipment and	5	0.0%

mjj3cclean: primary job isic clean

Value	Label	Cases	Percentage
7740	7740 - Leasing of intellectual property and similar products	0	
7810	7810 - Activities of employment placement agencies	0	
7820	7820 - Temporary employment agency activities	0	
7830	7830 - Other human resources provision	2	0.0%
7911	7911 - Travel agency activities	3	0.0%
7912	7912 - Tour operator activities	0	
7990	7990 - Other reservation service and related activities	0	
8010	8010 - Private security activities	79	0.4%
8020	8020 - Security systems service activities	7	0.0%
8030	8030 - Investigation activities	1	0.0%
8110	8110 - Combined facilities support activities	0	
8121	8121 - General cleaning of buildings	18	0.1%
8129	8129 - Other building and industrial cleaning activities	4	0.0%
8130	8130 - Landscape care and maintenance service activities	5	0.0%
8211	8211 - Combined office administrative service activities	14	0.1%
8219	8219 - Photocopying, document preparation and other speciali	19	0.1%
8220	8220 - Activities of call centres	0	
8230	8230 - Organization of conventions and trade shows	3	0.0%
8291	8291 - Activities of collection agencies and credit bureaus	0	
8292	8292 - Packaging activities	1	0.0%
8299	8299 - Other business support service activities n.e.c.	5	0.0%
8411	8411 - General public administration activities	164	0.8%
8412	8412 - Regulation of the activities of providing health care	12	0.1%
8413	8413 - Regulation of and contribution to more efficient oper	0	
8421	8421 - Foreign affairs	2	0.0%
8422	8422 - Defence activities	6	0.0%
8423	8423 - Public order and safety activities	80	0.4%
8430	8430 - Compulsory social security activities	2	0.0%
8510	8510 - Pre-primary and primary education	418	2.1%
8521	8521 - General secondary education	204	1.0%
8522	8522 - Technical and vocational secondary education	0	
8530	8530 - Higher education	67	0.3%
8541	8541 - Sports and recreation education	3	0.0%
8542	8542 - Cultural education	1	0.0%
8549	8549 - Other education n.e.c.	24	0.1%
8550	8550 - Educational support activities	5	0.0%
8610	8610 - Hospital activities	111	0.6%
8620	8620 - Medical and dental practice activities	7	0.0%
8690	8690 - Other human health activities	44	0.2%
8710	8710 - Residential nursing care facilities	7	0.0%
8720	8720 - Residential care activities for mental retardation, m	0	
8730	8730 - Residential care activities for the elderly and disab	0	
8790	8790 - Other residential care activities	2	0.0%
8810	8810 - Social work activities without accommodation for the	1	0.0%
8890	8890 - Other social work activities without accommodation	1	0.0%

# mjj3cclean: primary job isic clean			
Value	Label	Cases	Percentage
9000	9000 - Creative, arts and entertainment activities	15	0.1%
9101	9101 - Library and archives activities	2	0.0%
9102	9102 - Museums activities and operation of historical sites	0	
9103	9103 - Botanical and zoological gardens and nature reserves	2	0.0%
9200	9200 - Gambling and betting activities	14	0.1%
9311	9311 - Operation of sports facilities	0	
9312	9312 - Activities of sports clubs	1	0.0%
9319	9319 - Other sports activities	0	
9321	9321 - Activities of amusement parks and theme parks	0	
9329	9329 - Other amusement and recreation activities n.e.c.	0	
9411	9411 - Activities of business and employers membership organ	1	0.0%
9412	9412 - Activities of professional membership organizations	0	
9420	9420 - Activities of trade unions	1	0.0%
9491	9491 - Activities of religious organizations	128	0.7%
9492	9492 - Activities of political organizations	4	0.0%
9499	9499 - Activities of other membership organizations n.e.c.	0	
9511	9511 - Repair of computers and peripheral equipment	1	0.0%
9512	9512 - Repair of communication equipment	10	0.1%
9521	9521 - Repair of consumer electronics	4	0.0%
9522	9522 - Repair of household appliances and home and garden eq	12	0.1%
9523	9523 - Repair of footwear and leather goods	30	0.2%
9524	9524 - Repair of furniture and home furnishings	4	0.0%
9529	9529 - Repair of other personal and household goods	12	0.1%
9601	9601 - Washing and (dry-) cleaning of textile and fur produc	35	0.2%
9602	9602 - Hairdressing and other beauty treatment	408	2.1%
9603	9603 - Funeral and related activities	1	0.0%
9609	9609 - Other personal service activities n.e.c.	16	0.1%
9700	9700 - Activities of households as employers of domestic per	44	0.2%
9810	9810 - Undifferentiated goods-producing activities of privat	0	
9820	9820 - Undifferentiated service-producing activities of priv	1	0.0%
9900	9900 - Activities of extraterritorial organizations and bodi	0	
9999	9999 - Not elsewhere classified	0	
Sysmiss		27210	
Warning: these figures indicate the number of cases found in the data file. They cannot be interpreted as summary statistics of the population of interest.			
# mjj4: mjj4. in this main job, do you workâ€¹			
Information	[Type= discrete] [Format=numeric] [Range= 1-5] [Missing=*]		
Statistics [NW/ W]	[Valid=19629 /-] [Invalid=27210 /-]		
Literal question	In this main job, do you (NAME) work?		
Post-question	IF MJJ_4 = 1 GO TO MJJ_8a IF MJJ_4 = 2 GO TO MJJ_6 IF MJJ_4 = 4 GO TO MJJ_8a IF MJJ_4 = 5 GO TO MJJ_8a		

# mjj4: mjj4. in this main job, do you workâ€?			
Value	Label	Cases	Percentage
1	As an employee	2185	<div><div></div></div> 11.1%
2	In your own business/farming activity	14704	<div><div></div></div> 74.9%
3	Helping in a household business	2361	<div><div></div></div> 12.0%
4	As an apprentice, intern	320	<div><div></div></div> 1.6%
5	Helping a household member who works for someone else	59	<div><div></div></div> 0.3%
Sysmiss		27210	
Warning: these figures indicate the number of cases found in the data file. They cannot be interpreted as summary statistics of the population of interest.			
# mjj5: who usually makes the decisions about the running of the household business?			
Information	[Type= discrete] [Format=numeric] [Range= 1-4] [Missing=*]		
Statistics [NW/ W]	[Valid=2361 /-] [Invalid=44478 /-]		
Literal question	Who usually makes the decisions about the running of the household business?		
Post-question	IF MJJ_5 = 3 GO TO MJJ_8b IF MJJ_5 = 4 GO TO MJJ_8b		
Value	Label	Cases	Percentage
1	Self	22	<div><div></div></div> 0.9%
2	Self together with others	1134	<div><div></div></div> 48.0%
3	Other household member(s) only	1157	<div><div></div></div> 49.0%
4	Other person(s) only	48	<div><div></div></div> 2.0%
Sysmiss		44478	
Warning: these figures indicate the number of cases found in the data file. They cannot be interpreted as summary statistics of the population of interest.			
# mjj6: mjj6. does your (nameâ€™s) business hire any paid employees on a regular basis?			
Information	[Type= discrete] [Format=numeric] [Range= 1-2] [Missing=*]		
Statistics [NW/ W]	[Valid=15860 /-] [Invalid=30979 /-]		
Literal question	Does your (NAME'S) business hire any paid employees on a regular basis?		
Value	Label	Cases	Percentage
1	YES	4860	<div><div></div></div> 30.6%
2	NO	11000	<div><div></div></div> 69.4%
Sysmiss		30979	
Warning: these figures indicate the number of cases found in the data file. They cannot be interpreted as summary statistics of the population of interest.			
# mjj7a: mjj7a. can (you/name) set the price of the products or services that offer			
Information	[Type= discrete] [Format=numeric] [Range= 1-2] [Missing=*]		
Statistics [NW/ W]	[Valid=15860 /-] [Invalid=30979 /-]		
Literal question	Can you (NAME) set the price of the products or services that you offer yourself?		
Post-question	IF MJJ_7a = 1 GO TO MJJ_9a		
Value	Label	Cases	Percentage
1	YES	12113	<div><div></div></div> 76.4%
2	NO	3747	<div><div></div></div> 23.6%
Sysmiss		30979	
Warning: these figures indicate the number of cases found in the data file. They cannot be interpreted as summary statistics of the population of interest.			
# mjj7b: mjj7b. why cannot you (name) set the price? is it because â€?			
Information	[Type= discrete] [Format=numeric] [Range= 1-6] [Missing=*]		

# mjj7b: mjj7b. why cannot you (name) set the price? is it because it's?			
Statistics [NW/ W]	[Valid=3747 /-] [Invalid=43092 /-]		
Literal question	Why cannot you (NAME) set the price? Is it because?		
Post-question	IF MJJ_7a = 1 GO TO MJJ_9a IF MJJ_7a = 2 GO TO MJJ_9a IF MJJ_7a = 3 GO TO MJJ_9a IF MJJ_7a = 4 GO TO MJJ_9a IF MJJ_7a = 5 GO TO MJJ_9a		
Value	Label	Cases	Percentage
1	Another enterprise or agent sets the price	24	<div><div></div></div> 0.6%
2	Prices are set by the customer(s) (a take it or leave it off	31	<div><div></div></div> 0.8%
3	Government defines the price by law/regulation	17	<div><div></div></div> 0.5%
4	Prices are negotiated with the customer	1637	<div><div></div></div> 43.7%
5	It's the going rate on the market	1993	<div><div></div></div> 53.2%
6	Other (specify)	45	<div><div></div></div> 1.2%
Sysmiss		43092	
Warning: these figures indicate the number of cases found in the data file. They cannot be interpreted as summary statistics of the population of interest.			
# mjj7boths: mjj7b.others			
Information	[Type= discrete] [Format=character] [Missing=*]		
Statistics [NW/ W]	[Valid=45 /-]		
Pre-question	Why cannot you (NAME) set the price? Is it because?		
Literal question	Others		
Post-question	IF MJJ_7a = 6 GO TO MJJ_9a		
Value	Label	Cases	Percentage
A Church and not an enterprise it only been run with tithe and offering dropped by members and guests		1	<div><div></div></div> 2.2%
A FREE WILL ORGANIZATION		1	<div><div></div></div> 2.2%
A church not a business outfit tithe and offering is what is sustaining the organisation		1	<div><div></div></div> 2.2%
AM JUST HELPING IN THE HOUSEHOLDS BUSINESS		1	<div><div></div></div> 2.2%
BECAUSE AM JUST HELPING IN THE HOUSEHOLDS BUSINESS		1	<div><div></div></div> 2.2%
BECAUSE ITS NOT		1	<div><div></div></div> 2.2%

# mjj7boths: mjj7b.others			
Value	Label	Cases	Percentage
COMPULSORY OR MANDATORY FOR THE CHURCH MEMBERS TO BRING MINEY OR OTHER MATERIALS TO THE PASTOR EXCEPT IF THEY ARE WILLING AND READY TO DO IT			
CHURCH MEMBER GIVES ANY AMOUNT AS OFFERING OR TYTHE		2	<div><div></div></div> 4.4%
CHURCH OFFERING		1	<div><div></div></div> 2.2%
DISCUSSES AND AGREE ON A PRICE WITH THE IMPORTER		1	<div><div></div></div> 2.2%
DOESN'T COLLECT MONEY FOR THE SERVICES RENDERED OR ELSE ITS A GIFT		1	<div><div></div></div> 2.2%
FAITH ORGANIZATION		1	<div><div></div></div> 2.2%
FREEWILL DONATIONS AND GIFT FROM THE CLIENTS.		1	<div><div></div></div> 2.2%
GIFT		1	<div><div></div></div> 2.2%
HIS BOSS SET THE PRICE FOR THE WORK		1	<div><div></div></div> 2.2%
IT DEPENDS ON THE LEADING OF THE SPIRIT		2	<div><div></div></div> 4.4%
IT IS A CHURCH AND RELIGIOUS ACTIVITIES GO ON THEIR		1	<div><div></div></div> 2.2%
IT'S A NOT-FOR-PROFIT SERVICE		1	<div><div></div></div> 2.2%

mjj7boths: mjj7b.others

Value	Label	Cases	Percentage
IT'S THE CERTAIN PERCENTAGE OF THE GOODS BOUGHT		1	<div><div></div></div> 2.2%
ITS A MINISTERIAL ASSIGNMENT, PREACHING THE GOSPEL OF JESUS CHRIST. THE SERVICE RENDER BY REV. BAMGBOSE AND OTHERS DOES NOT REQUIRE PAYMENT		1	<div><div></div></div> 2.2%
ITS GOD'S WORK, CONGREGATION GIVES AS THEY WERE LED TO GIVE		1	<div><div></div></div> 2.2%
MEMBERS ARE GIVING AS THEY ARE LED FROM THEIR SPIRITS		1	<div><div></div></div> 2.2%
Members and non members of the church give willingly based on how happy and satisfied they are besides there is always room for tithe and offering on every fellowship days		1	<div><div></div></div> 2.2%
NO HIRING OF PEOPLE		9	<div><div></div></div> 20.0%
NOT INVOLVED IN BUYING AND SELLING		1	<div><div></div></div> 2.2%
PARENTS SET PRICE		1	<div><div></div></div> 2.2%
PRICES ARE FIXED BY ONLINE AGENCIES		1	<div><div></div></div> 2.2%
RELIGIOUS ORGANIZATION		1	<div><div></div></div> 2.2%
RESPONDANT INSISTS HIS FATHER IS THE PERSON		1	<div><div></div></div> 2.2%

# mjj7boths: mjj7b.others			
Value	Label	Cases	Percentage
WHO SETS THE PRICES OF ALL CROPS HARVESTED.			
RESPONDENT SAYS ONLY HIS FATHER CAN SET THE PRICES.		1	<div><div></div></div> 2.2%
SADAKAT ONLY.		1	<div><div></div></div> 2.2%
Services rendered are not been charged or pay for but through tithe and offering the church is managed and himself too is sustained		1	<div><div></div></div> 2.2%
THE CHURCH MEMBERS / COMMITTEES ARE INVOLVED		1	<div><div></div></div> 2.2%
THEY ARE NOT INTO BUYING AND SELLING ACCORDING TO THE RESPONDENT		1	<div><div></div></div> 2.2%
THEY GIVE FREE OFFERINGS AND DONATIONS		1	<div><div></div></div> 2.2%
VOLUNTARY WITHOUT ANY PAYMENT.		1	<div><div></div></div> 2.2%
Warning: these figures indicate the number of cases found in the data file. They cannot be interpreted as summary statistics of the population of interest.			
# mjj8a: mjj8a. in this job are you working inâ€!.			
Information	[Type= discrete] [Format=numeric] [Range= 1-12] [Missing=*]		
Statistics [NW/ W]	[Valid=2564 /-] [Invalid=44275 /-]		
Literal question	In this job are you (NAME) working in?		
Interviewer's instructions	<p>The following set of questions is for those identified as employees, apprentices, or those assisting household members (selfidentified inMJJ_4).</p> <p>Questions from MJJ_8d onward are also addressed to contributing household workers.</p> <p>READ OPTIONS</p>		
Value	Label	Cases	Percentage
1	Federal government	223	<div><div></div></div> 8.7%
2	State government	359	<div><div></div></div> 14.0%
3	Local government	190	<div><div></div></div> 7.4%

mjj8a: mjj8a. in this job are you working in?

Value	Label	Cases	Percentage
4	State-owned enterprise	29	1.1%
5	Private sector (including paid apprentices)	1504	58.7%
6	Farm(s)	77	3.0%
7	Household(s), as a domestic worker	66	2.6%
8	NGO	7	0.3%
9	Co-operatives	1	0.0%
10	International organization / Diplomatic mission	6	0.2%
11	Religious organization	83	3.2%
12	Other (specify)	19	0.7%
Sysmiss		44275	

Warning: these figures indicate the number of cases found in the data file. They cannot be interpreted as summary statistics of the population of interest.

mjj8aoths: mjj8a.others

Information	[Type= discrete] [Format=character] [Missing=*]
Statistics [NW/ W]	[Valid=19 /-]
Pre-question	In this job are you (NAME) working in?
Literal question	Others
Interviewer's instructions	<p>The following set of questions is for those identified as employees, apprentices, or those assisting household members (selfidentified inMJJ_4).</p> <p>Questions from MJJ_8d onward are also addressed to contributing household workers.</p> <p>READ OPTIONS</p>

Value	Label	Cases	Percentage
AN OWNER		1	5.3%
COMMUNITY HEALTH CARE.		1	5.3%
HELP HIS SISTER AT HER SHOP		1	5.3%
HELPING HOUSEHOLD BUSINESS		1	5.3%
HELPING IN HOUSEHOLD BUSINESS		1	5.3%
HELPING MOTHER IN BUSINESS		1	5.3%
HELPING MOTHER IN HER BUSINESS		1	5.3%
HIRED BY THE NEIGHBORHOOD		1	5.3%
INDIVIDUAL HOUSEHOLD		1	5.3%
INDIVIDUAL OWNERSHIP		1	5.3%
INDIVIDUALS		1	5.3%
LAW FIRM.		1	5.3%

# mjj8aoths: mjj8a.others			
Value	Label	Cases	Percentage
OODUA PEOPLES CONGRESS		1	<div></div> 5.3%
OWNS FARM		1	<div></div> 5.3%
PRIVATE INDIVIDUAL		1	<div></div> 5.3%
PRIVATE OR INDIVIDUAL FAMILY (HOUSEHOLD)		1	<div></div> 5.3%
PRIVATE ORGANIZATION		1	<div></div> 5.3%
PRIVATE SECONDARY SCHOOL		1	<div></div> 5.3%
PTA TEACHER: EMPLOYEE OF THE PARENT TEACHER'S ASSOCIATION TO MAKE UP FOR INADEQUATE TEACHERS IN SCHOOL.		1	<div></div> 5.3%
Warning: these figures indicate the number of cases found in the data file. They cannot be interpreted as summary statistics of the population of interest.			
# mjj8b_1: mjj8b. which of the following types of pay do you receive for this work?:a wage			
Information	[Type= discrete] [Format=numeric] [Range= 0-1] [Missing=*]		
Statistics [NW/ W]	[Valid=3769 /-] [Invalid=43070 /-]		
Pre-question	Which of the following types of pay do you receive for this work?		
Literal question	A wage		
Interviewer's instructions	READ AND MARK ALL THAT APPLY		
Value	Label	Cases	Percentage
0	NO	1913	<div></div> 50.8%
1	YES	1856	<div></div> 49.2%
Sysmiss		43070	
Warning: these figures indicate the number of cases found in the data file. They cannot be interpreted as summary statistics of the population of interest.			
# mjj8b_2: mjj8b. which of the following types of pay do you receive for this work?:payment			
Information	[Type= discrete] [Format=numeric] [Range= 0-1] [Missing=*]		
Statistics [NW/ W]	[Valid=3769 /-] [Invalid=43070 /-]		
Pre-question	Which of the following types of pay do you receive for this work?		
Literal question	Payment by piece of work completed		
Interviewer's instructions	READ AND MARK ALL THAT APPLY		
Value	Label	Cases	Percentage
0	NO	3512	<div></div> 93.2%
1	YES	257	<div></div> 6.8%
Sysmiss		43070	
Warning: these figures indicate the number of cases found in the data file. They cannot be interpreted as summary statistics of the population of interest.			

# mjj8b_3: mjj8b. which of the following types of pay do you receive for this work?:commiss			
Information	[Type= discrete] [Format=numeric] [Range= 0-1] [Missing=*]		
Statistics [NW/ W]	[Valid=3769 /-] [Invalid=43070 /-]		
Pre-question	Which of the following types of pay do you receive for this work?		
Literal question	Commissions		
Interviewer's instructions	READ AND MARK ALL THAT APPLY		
Value	Label	Cases	Percentage
0	NO	3674	97.5%
1	YES	95	2.5%
Sysmiss		43070	
Warning: these figures indicate the number of cases found in the data file. They cannot be interpreted as summary statistics of the population of interest.			
# mjj8b_4: mjj8b. which of the following types of pay do you receive for this work?:tips			
Information	[Type= discrete] [Format=numeric] [Range= 0-1] [Missing=*]		
Statistics [NW/ W]	[Valid=3769 /-] [Invalid=43070 /-]		
Pre-question	Which of the following types of pay do you receive for this work?		
Literal question	Tips		
Interviewer's instructions	READ AND MARK ALL THAT APPLY		
Value	Label	Cases	Percentage
0	NO	3414	90.6%
1	YES	355	9.4%
Sysmiss		43070	
Warning: these figures indicate the number of cases found in the data file. They cannot be interpreted as summary statistics of the population of interest.			
# mjj8b_5: mjj8b. which of the following types of pay do you receive for this work?:fees fo			
Information	[Type= discrete] [Format=numeric] [Range= 0-1] [Missing=*]		
Statistics [NW/ W]	[Valid=3769 /-] [Invalid=43070 /-]		
Pre-question	Which of the following types of pay do you receive for this work?		
Literal question	Fees for services provided		
Interviewer's instructions	READ AND MARK ALL THAT APPLY		
Value	Label	Cases	Percentage
0	NO	3665	97.2%
1	YES	104	2.8%
Sysmiss		43070	
Warning: these figures indicate the number of cases found in the data file. They cannot be interpreted as summary statistics of the population of interest.			
# mjj8b_6: mjj8b. which of the following types of pay do you receive for this work?:payment			
Information	[Type= discrete] [Format=numeric] [Range= 0-1] [Missing=*]		
Statistics [NW/ W]	[Valid=3769 /-] [Invalid=43070 /-]		
Pre-question	Which of the following types of pay do you receive for this work?		
Literal question	Payment with meals or accomodatioin		
Interviewer's instructions	READ AND MARK ALL THAT APPLY		
Value	Label	Cases	Percentage
0	NO	3693	98.0%
1	YES	76	2.0%
Sysmiss		43070	

# mjj8b_6: mjj8b. which of the following types of pay do you receive for this work?:payment			
<i>Warning: these figures indicate the number of cases found in the data file. They cannot be interpreted as summary statistics of the population of interest.</i>			
# mjj8b_7: mjj8b. which of the following types of pay do you receive for this work?:payment			
Information	[Type= discrete] [Format=numeric] [Range= 0-1] [Missing=*]		
Statistics [NW/ W]	[Valid=3769 /-] [Invalid=43070 /-]		
Pre-question	Which of the following types of pay do you receive for this work?		
Literal question	Payment in products		
Interviewer's instructions	READ AND MARK ALL THAT APPLY		
Value	Label	Cases	Percentage
0	NO	3732	99.0%
1	YES	37	1.0%
Sysmiss		43070	
<i>Warning: these figures indicate the number of cases found in the data file. They cannot be interpreted as summary statistics of the population of interest.</i>			
# mjj8b_8: mjj8b. which of the following types of pay do you receive for this work?:other c			
Information	[Type= discrete] [Format=numeric] [Range= 0-1] [Missing=*]		
Statistics [NW/ W]	[Valid=3769 /-] [Invalid=43070 /-]		
Pre-question	Which of the following types of pay do you receive for this work?		
Literal question	OTHERS CASH PAYMENT (Specify)		
Interviewer's instructions	READ AND MARK ALL THAT APPLY		
Value	Label	Cases	Percentage
0	NO	3751	99.5%
1	YES	18	0.5%
Sysmiss		43070	
<i>Warning: these figures indicate the number of cases found in the data file. They cannot be interpreted as summary statistics of the population of interest.</i>			
# mjj8b_9: mjj8b. which of the following types of pay do you receive for this work?:not pai			
Information	[Type= discrete] [Format=numeric] [Range= 0-1] [Missing=*]		
Statistics [NW/ W]	[Valid=3769 /-] [Invalid=43070 /-]		
Pre-question	Which of the following types of pay do you receive for this work?		
Literal question	NOT PAID		
Post-question	IF MJJ_8b_9 = 1 GO TO MJJ_9a		
Interviewer's instructions	READ AND MARK ALL THAT APPLY		
Value	Label	Cases	Percentage
0	NO	2466	65.4%
1	YES	1303	34.6%
Sysmiss		43070	
<i>Warning: these figures indicate the number of cases found in the data file. They cannot be interpreted as summary statistics of the population of interest.</i>			
# mjj8boths: mjj8b.others			
Information	[Type= discrete] [Format=character] [Missing=*]		
Statistics [NW/ W]	[Valid=18 /-] [Invalid=0 /-]		
Pre-question	Which of the following types of pay do you receive for this work?		
Literal question	Others		
Interviewer's instructions	READ AND MARK ALL THAT APPLY		

mjj8boths: mjj8b.others

Value	Label	Cases	Percentage
CASH AND GIFT OFFERINGS		1	5.6%
COLLECT A NEW MOTORCYCLE AT THE END OF 1 YEAR		1	5.6%
COLLECTION OF FIFTY THOUSANDS NAIRA AT THE END OF ONE YEAR		1	5.6%
COLLECTION OF NEW MOTORCYCLE AT THE END OF ONE YEAR		5	27.8%
COLLECTION OF ONE NEW MOTORCYCLE AT THE END OF ONE YEAR		1	5.6%
COLLECTION OF ONE NEW MOTORCYCLE AT THE END OF THEYEAR		1	5.6%
COLLECTION OF THREE HUNDREDS THOUSAND NAIRA AT THE END OF ONE YEAR		1	5.6%
COLLECTION OF THREE HUNDREDS THOUSANDS NAIRA AT THE END OF ONE YEAR		1	5.6%
FEDERAL GOVERNMENT CORPER ALLOWANCES		1	5.6%
GIFT		1	5.6%
STIPENDS		1	5.6%
THEY BASE ON PERCENTAGE		1	5.6%
TITHES AND OFFERING		1	5.6%
TRADITIONAL ENTITLEMENT		1	5.6%

Warning: these figures indicate the number of cases found in the data file. They cannot be interpreted as summary statistics of the population of interest.

# mjj8c: mjj8c. do you have a written contract or oral agreement for the work you do?			
Information	[Type= discrete] [Format=numeric] [Range= 1-97] [Missing=*]		
Statistics [NW/ W]	[Valid=2466 /-] [Invalid=44373 /-]		
Literal question	Do you (NAME) have a written contract or oral agreement for the work you do?		
Post-question	IF MJJ_8c = 3 GO TO MJJ_8j		
	IF MJJ_8c = 97 GO TO MJJ_8j		
Value	Label	Cases	Percentage
1	YES, WRITTEN CONTRACT	1449	58.8%
2	YES, ORAL AGREEMENT	478	19.4%
3	NO	534	21.7%
97	DONâ€™T KNOW	5	0.2%
Sysmiss		44373	
Warning: these figures indicate the number of cases found in the data file. They cannot be interpreted as summary statistics of the population of interest.			
# mjj8d: mjj8d. does your contract or agreement specify the number of hours you are sup			
Information	[Type= discrete] [Format=numeric] [Range= 1-2] [Missing=*]		
Statistics [NW/ W]	[Valid=1927 /-] [Invalid=44912 /-]		
Literal question	Does your (NAME'S) contract or agreement specify the number of hours you are supposed to work?		
Post-question	IF MJJ_8d = 1 GO TO MJJ_8f		
Value	Label	Cases	Percentage
1	YES	1570	81.5%
2	NO	357	18.5%
Sysmiss		44912	
Warning: these figures indicate the number of cases found in the data file. They cannot be interpreted as summary statistics of the population of interest.			
# mjj8e: mjj8e. are you at least guaranteed that you will get some work or hours in your			
Information	[Type= discrete] [Format=numeric] [Range= 1-2] [Missing=*]		
Statistics [NW/ W]	[Valid=357 /-] [Invalid=46482 /-]		
Literal question	Are you (NAME) at least guaranteed that you will get some work or hours in your job?		
Post-question	IF MJJ_8e = 1 GO TO MJJ_8g		
	IF MJJ_8e = 2 GO TO MJJ_8g		
Value	Label	Cases	Percentage
1	YES, MINIMUM HOURS OR WORK GUARANTEED	270	75.6%
2	CONTACTED WHEN NEEDED	87	24.4%
Sysmiss		46482	
Warning: these figures indicate the number of cases found in the data file. They cannot be interpreted as summary statistics of the population of interest.			
# mjj8f: mjj8f. what are your agreed or contractual working hours per week in this job?			
Information	[Type= discrete] [Format=numeric] [Range= 4-997] [Missing=*]		
Statistics [NW/ W]	[Valid=1570 /-] [Invalid=45269 /-]		
Literal question	What are your (NAME's) agreed or contractual working hours per week in this job?		
Value	Label	Cases	Percentage
4		1	0.1%
5		3	0.2%
6		3	0.2%

mjj8f: mjj8f. what are your agreed or contractual working hours per week in this job?

Value	Label	Cases	Percentage
7		2	0.1%
8		11	0.7%
9		3	0.2%
10		5	0.3%
12		7	0.4%
14		1	0.1%
16		1	0.1%
18		3	0.2%
20		11	0.7%
21		4	0.3%
24		10	0.6%
25		22	1.4%
27		1	0.1%
28		3	0.2%
30		99	6.3%
32		8	0.5%
35		69	4.4%
36		21	1.3%
37		1	0.1%
38		6	0.4%
40		659	42.0%
42		30	1.9%
44		1	0.1%
45		81	5.2%
46		2	0.1%
48		94	6.0%
49		4	0.3%
50		76	4.8%
52		4	0.3%
54		32	2.0%
55		6	0.4%
56		20	1.3%
58		2	0.1%
60		111	7.1%
63		5	0.3%
64		1	0.1%
65		3	0.2%
66		15	1.0%
70		19	1.2%
72		31	2.0%
74		1	0.1%
75		3	0.2%
77		7	0.4%
78		4	0.3%
80		1	0.1%

# mjj8f: mjj8f. what are your agreed or contractual working hours per week in this job?			
Value	Label	Cases	Percentage
82		1	0.1%
84		26	1.7%
86		1	0.1%
90		1	0.1%
91		1	0.1%
92		1	0.1%
96		3	0.2%
97		2	0.1%
98		1	0.1%
114		1	0.1%
140		1	0.1%
144		1	0.1%
165		1	0.1%
168		19	1.2%
997	DONT KNOW	3	0.2%
Sysmiss		45269	
Warning: these figures indicate the number of cases found in the data file. They cannot be interpreted as summary statistics of the population of interest.			
# mjj8g: mjj8g. is (your/name's) contract or agreement?			
Information	[Type= discrete] [Format=numeric] [Range= 1-4] [Missing=*]		
Statistics [NW/ W]	[Valid=1927 /-] [Invalid=44912 /-]		
Literal question	Is your(NAME's) contract or agreement?		
Post-question	IF MJJ_8g = 3 GO TO MJJ_8k IF MJJ_8g = 4 GO TO MJJ_8k		
Value	Label	Cases	Percentage
1	For a specified period of time	169	8.8%
2	Until the date a task is completed	54	2.8%
3	Permanent or until retirement	862	44.7%
4	Ongoing with no specified end date	842	43.7%
Sysmiss		44912	
Warning: these figures indicate the number of cases found in the data file. They cannot be interpreted as summary statistics of the population of interest.			
# mjj8h: mjj8h. how long in total is your current agreement?			
Information	[Type= discrete] [Format=numeric] [Range= 1-8] [Missing=*]		
Statistics [NW/ W]	[Valid=223 /-] [Invalid=46616 /-]		
Literal question	How long in total is your(NAME's) current agreement?		
Post-question	IF MJJ_8h = 08 GO TO MJJ_8j		
Value	Label	Cases	Percentage
1	DAILY CONTRACT/AGREEMENT	35	15.7%
2	LESS THAN ONE MONTH	7	3.1%
3	1 TO LESS THAN 3 MONTHS	7	3.1%
4	3 TO LESS THAN 6 MONTHS	7	3.1%
5	6 TO LESS THAN 12 MONTHS	18	8.1%
6	12 TO LESS THAN 24 MONTHS	48	21.5%

mjj8h: mjj8h. how long in total is your current agreement?

Value	Label	Cases	Percentage
7	TWO YEARS OR MORE	97	<div></div> 43.5%
8	NO SPECIFIED DURATION	4	<div></div> 1.8%
Sysmiss		46616	

Warning: these figures indicate the number of cases found in the data file. They cannot be interpreted as summary statistics of the population of interest.

mjj8i_1: jj8i. which of the following applies to your current agreement?:it covers a peri

Information	[Type= discrete] [Format=numeric] [Range= 0-1] [Missing=*]
Statistics [NW/ W]	[Valid=219 /-] [Invalid=46620 /-]
Pre-question	Which of the following applies to your current agreement?
Literal question	It covers a period of training (apprentice, trainee, research assistant, etc)
Interviewer's instructions	READ AND MARK ALL THAT APPLY

Value	Label	Cases	Percentage
0	NO	133	<div></div> 60.7%
1	YES	86	<div></div> 39.3%
Sysmiss		46620	

Warning: these figures indicate the number of cases found in the data file. They cannot be interpreted as summary statistics of the population of interest.

mjj8i_2: jj8i. which of the following applies to your current agreement?:it is part of an

Information	[Type= discrete] [Format=numeric] [Range= 0-1] [Missing=*]
Statistics [NW/ W]	[Valid=219 /-] [Invalid=46620 /-]
Pre-question	Which of the following applies to your current agreement?
Literal question	It is part of an employment creation program
Interviewer's instructions	READ AND MARK ALL THAT APPLY

Value	Label	Cases	Percentage
0	NO	182	<div></div> 83.1%
1	YES	37	<div></div> 16.9%
Sysmiss		46620	

Warning: these figures indicate the number of cases found in the data file. They cannot be interpreted as summary statistics of the population of interest.

mjj8i_3: jj8i. which of the following applies to your current agreement?:it is for substi

Information	[Type= discrete] [Format=numeric] [Range= 0-1] [Missing=*]
Statistics [NW/ W]	[Valid=219 /-] [Invalid=46620 /-]
Pre-question	Which of the following applies to your current agreement?
Literal question	It is for substitute work
Interviewer's instructions	READ AND MARK ALL THAT APPLY

Value	Label	Cases	Percentage
0	NO	182	<div></div> 83.1%
1	YES	37	<div></div> 16.9%
Sysmiss		46620	

Warning: these figures indicate the number of cases found in the data file. They cannot be interpreted as summary statistics of the population of interest.

mjj8i_4: jj8i. which of the following applies to your current agreement?:it covers a prob

Information	[Type= discrete] [Format=numeric] [Range= 0-1] [Missing=*]
Statistics [NW/ W]	[Valid=219 /-] [Invalid=46620 /-]
Pre-question	Which of the following applies to your current agreement?

# mjj8i_4: jj8i. which of the following applies to your current agreement?:it covers a prob			
Literal question		It covers a probation period	
Interviewer's instructions		READ AND MARK ALL THAT APPLY	
Value	Label	Cases	Percentage
0	NO	209	<div><div></div></div> 95.4%
1	YES	10	<div><div></div></div> 4.6%
Sysmiss		46620	
<i>Warning: these figures indicate the number of cases found in the data file. They cannot be interpreted as summary statistics of the population of interest.</i>			
# mjj8i_5: jj8i. which of the following applies to your current agreement?:none of the abov			
Information		[Type= discrete] [Format=numeric] [Range= 0-1] [Missing=*]	
Statistics [NW/ W]		[Valid=219 /-] [Invalid=46620 /-]	
Pre-question		Which of the following applies to your current agreement?	
Literal question		NONE OF THE ABOVE	
Interviewer's instructions		READ AND MARK ALL THAT APPLY	
Value	Label	Cases	Percentage
0	NO	161	<div><div></div></div> 73.5%
1	YES	58	<div><div></div></div> 26.5%
Sysmiss		46620	
<i>Warning: these figures indicate the number of cases found in the data file. They cannot be interpreted as summary statistics of the population of interest.</i>			
# mjj8j_1: mjj8j. which of the previous 12 months did (name) work in this job?:october 2021			
Information		[Type= discrete] [Format=numeric] [Range= 0-1] [Missing=*]	
Statistics [NW/ W]		[Valid=762 /-] [Invalid=46077 /-]	
Pre-question		Which of the previous 12 months did (NAME) work in this job?	
Literal question		CURRENT MONTH	
Interviewer's instructions		MARK ALL THAT APPLY	
Value	Label	Cases	Percentage
0	NO	762	<div><div></div></div> 100.0%
1	YES	0	
Sysmiss		46077	
<i>Warning: these figures indicate the number of cases found in the data file. They cannot be interpreted as summary statistics of the population of interest.</i>			
# mjj8j_2: mjj8j. which of the previous 12 months did (name) work in this job?:november 202			
Information		[Type= discrete] [Format=numeric] [Range= 0-1] [Missing=*]	
Statistics [NW/ W]		[Valid=762 /-] [Invalid=46077 /-]	
Pre-question		Which of the previous 12 months did (NAME) work in this job?	
Literal question		CURRENT MONTH	
Interviewer's instructions		MARK ALL THAT APPLY	
Value	Label	Cases	Percentage
0	NO	762	<div><div></div></div> 100.0%
1	YES	0	
Sysmiss		46077	
<i>Warning: these figures indicate the number of cases found in the data file. They cannot be interpreted as summary statistics of the population of interest.</i>			
# mjj8j_3: mjj8j. which of the previous 12 months did (name) work in this job?:december 202			
Information		[Type= discrete] [Format=numeric] [Range= 0-1] [Missing=*]	

# mjj8j_3: mjj8j. which of the previous 12 months did (name) work in this job?:december 202			
Statistics [NW/ W]		[Valid=762 /-] [Invalid=46077 /-]	
Pre-question		Which of the previous 12 months did (NAME) work in this job?	
Literal question		CURRENT MONTH	
Interviewer's instructions		MARK ALL THAT APPLY	
Value	Label	Cases	Percentage
0	NO	762	<div></div> 100.0%
1	YES	0	
Sysmiss		46077	
Warning: these figures indicate the number of cases found in the data file. They cannot be interpreted as summary statistics of the population of interest.			
# mjj8j_4: mjj8j. which of the previous 12 months did (name) work in this job?:january 2022			
Information		[Type= discrete] [Format=numeric] [Range= 0-1] [Missing=*]	
Statistics [NW/ W]		[Valid=762 /-] [Invalid=46077 /-]	
Pre-question		Which of the previous 12 months did (NAME) work in this job?	
Literal question		CURRENT MONTH	
Interviewer's instructions		MARK ALL THAT APPLY	
Value	Label	Cases	Percentage
0	NO	762	<div></div> 100.0%
1	YES	0	
Sysmiss		46077	
Warning: these figures indicate the number of cases found in the data file. They cannot be interpreted as summary statistics of the population of interest.			
# mjj8j_5: mjj8j. which of the previous 12 months did (name) work in this job?:february 2022			
Information		[Type= discrete] [Format=numeric] [Range= 0-1] [Missing=*]	
Statistics [NW/ W]		[Valid=762 /-] [Invalid=46077 /-]	
Pre-question		Which of the previous 12 months did (NAME) work in this job?	
Literal question		CURRENT MONTH	
Interviewer's instructions		MARK ALL THAT APPLY	
Value	Label	Cases	Percentage
0	NO	762	<div></div> 100.0%
1	YES	0	
Sysmiss		46077	
Warning: these figures indicate the number of cases found in the data file. They cannot be interpreted as summary statistics of the population of interest.			
# mjj8j_6: mjj8j. which of the previous 12 months did (name) work in this job?:march 2022			
Information		[Type= discrete] [Format=numeric] [Range= 0-1] [Missing=*]	
Statistics [NW/ W]		[Valid=762 /-] [Invalid=46077 /-]	
Pre-question		Which of the previous 12 months did (NAME) work in this job?	
Literal question		CURRENT MONTH	
Interviewer's instructions		MARK ALL THAT APPLY	
Value	Label	Cases	Percentage
0	NO	762	<div></div> 100.0%
1	YES	0	
Sysmiss		46077	
Warning: these figures indicate the number of cases found in the data file. They cannot be interpreted as summary statistics of the population of interest.			

# mjj8j_7: mjj8j. which of the previous 12 months did (name) work in this job?:april 2022			
Information	[Type= discrete] [Format=numeric] [Range= 0-1] [Missing=*]		
Statistics [NW/ W]	[Valid=762 /-] [Invalid=46077 /-]		
Pre-question	Which of the previous 12 months did (NAME) work in this job?		
Literal question	CURRENT MONTH		
Interviewer's instructions	MARK ALL THAT APPLY		
Value	Label	Cases	Percentage
0	NO	762	<div><div></div></div> 100.0%
1	YES	0	
Sysmiss		46077	
Warning: these figures indicate the number of cases found in the data file. They cannot be interpreted as summary statistics of the population of interest.			
# mjj8j_8: mjj8j. which of the previous 12 months did (name) work in this job?:may 2022			
Information	[Type= discrete] [Format=numeric] [Range= 0-1] [Missing=*]		
Statistics [NW/ W]	[Valid=762 /-] [Invalid=46077 /-]		
Pre-question	Which of the previous 12 months did (NAME) work in this job?		
Literal question	CURRENT MONTH		
Interviewer's instructions	MARK ALL THAT APPLY		
Value	Label	Cases	Percentage
0	NO	762	<div><div></div></div> 100.0%
1	YES	0	
Sysmiss		46077	
Warning: these figures indicate the number of cases found in the data file. They cannot be interpreted as summary statistics of the population of interest.			
# mjj8j_9: mjj8j. which of the previous 12 months did (name) work in this job?:june 2022			
Information	[Type= discrete] [Format=numeric] [Range= 0-1] [Missing=*]		
Statistics [NW/ W]	[Valid=762 /-] [Invalid=46077 /-]		
Pre-question	Which of the previous 12 months did (NAME) work in this job?		
Literal question	CURRENT MONTH		
Interviewer's instructions	MARK ALL THAT APPLY		
Value	Label	Cases	Percentage
0	NO	756	<div><div></div></div> 99.2%
1	YES	6	<div><div></div></div> 0.8%
Sysmiss		46077	
Warning: these figures indicate the number of cases found in the data file. They cannot be interpreted as summary statistics of the population of interest.			
# mjj8j_10: mjj8j. which of the previous 12 months did (name) work in this job?:july 2022			
Information	[Type= discrete] [Format=numeric] [Range= 0-1] [Missing=*]		
Statistics [NW/ W]	[Valid=762 /-] [Invalid=46077 /-]		
Pre-question	Which of the previous 12 months did (NAME) work in this job?		
Literal question	CURRENT MONTH		
Interviewer's instructions	MARK ALL THAT APPLY		
Value	Label	Cases	Percentage
0	NO	584	<div><div></div></div> 76.6%
1	YES	178	<div><div></div></div> 23.4%
Sysmiss		46077	

# mjj8j_10: mjj8j. which of the previous 12 months did (name) work?:july 2022			
Warning: these figures indicate the number of cases found in the data file. They cannot be interpreted as summary statistics of the population of interest.			
# mjj8j_11: mjj8j. which of the previous 12 months did (name) work in this job?:august 2022			
Information	[Type= discrete] [Format=numeric] [Range= 0-1] [Missing=*]		
Statistics [NW/ W]	[Valid=762 /-] [Invalid=46077 /-]		
Pre-question	Which of the previous 12 months did (NAME) work in this job?		
Literal question	CURRENT MONTH		
Interviewer's instructions	MARK ALL THAT APPLY		
Value	Label	Cases	Percentage
0	NO	411	53.9%
1	YES	351	46.1%
Sysmiss		46077	
Warning: these figures indicate the number of cases found in the data file. They cannot be interpreted as summary statistics of the population of interest.			
# mjj8j_12: mjj8j. which of the previous 12 months did (name) work in this job?:september 20			
Information	[Type= discrete] [Format=numeric] [Range= 0-1] [Missing=*]		
Statistics [NW/ W]	[Valid=762 /-] [Invalid=46077 /-]		
Pre-question	Which of the previous 12 months did (NAME) work in this job?		
Literal question	CURRENT MONTH		
Interviewer's instructions	MARK ALL THAT APPLY		
Value	Label	Cases	Percentage
0	NO	264	34.6%
1	YES	498	65.4%
Sysmiss		46077	
Warning: these figures indicate the number of cases found in the data file. They cannot be interpreted as summary statistics of the population of interest.			
# mjj8j_13: mjj8j. which of the previous 12 months did (name) work in this job?:october 2022			
Information	[Type= discrete] [Format=numeric] [Range= 0-1] [Missing=*]		
Statistics [NW/ W]	[Valid=762 /-] [Invalid=46077 /-]		
Pre-question	Which of the previous 12 months did (NAME) work in this job?		
Literal question	CURRENT MONTH		
Interviewer's instructions	MARK ALL THAT APPLY		
Value	Label	Cases	Percentage
0	NO	265	34.8%
1	YES	497	65.2%
Sysmiss		46077	
Warning: these figures indicate the number of cases found in the data file. They cannot be interpreted as summary statistics of the population of interest.			
# mjj8j_14: mjj8j. which of the previous 12 months did (name) work in this job?:november 202			
Information	[Type= discrete] [Format=numeric] [Range= 0-1] [Missing=*]		
Statistics [NW/ W]	[Valid=762 /-] [Invalid=46077 /-]		
Pre-question	Which of the previous 12 months did (NAME) work in this job?		
Literal question	CURRENT MONTH		
Interviewer's instructions	MARK ALL THAT APPLY		
Value	Label	Cases	Percentage
0	NO	253	33.2%

# mjj8j_14: mjj8j. which of the previous 12 months did (name) work in this job?:november 202			
Value	Label	Cases	Percentage
1	YES	509	<div></div> 66.8%
Sysmiss		46077	
Warning: these figures indicate the number of cases found in the data file. They cannot be interpreted as summary statistics of the population of interest.			
# mjj8j_15: mjj8j. which of the previous 12 months did (name) work in this job?:december 202			
Information	[Type= discrete] [Format=numeric] [Range= 0-1] [Missing=*]		
Statistics [NW/ W]	[Valid=762 /-] [Invalid=46077 /-]		
Pre-question	Which of the previous 12 months did (NAME) work in this job?		
Literal question	CURRENT MONTH		
Interviewer's instructions	MARK ALL THAT APPLY		
Value	Label	Cases	Percentage
0	NO	260	<div></div> 34.1%
1	YES	502	<div></div> 65.9%
Sysmiss		46077	
Warning: these figures indicate the number of cases found in the data file. They cannot be interpreted as summary statistics of the population of interest.			

# mjj8j_16: mjj8j. which of the previous 12 months did (name) work in this job?:january 2023			
Information	[Type= discrete] [Format=numeric] [Range= 0-1] [Missing=*]		
Statistics [NW/ W]	[Valid=762 /-] [Invalid=46077 /-]		
Pre-question	Which of the previous 12 months did (NAME) work in this job?		
Literal question	CURRENT MONTH		
Interviewer's instructions	MARK ALL THAT APPLY		
Value	Label	Cases	Percentage
0	NO	244	<div></div> 32.0%
1	YES	518	<div></div> 68.0%
Sysmiss		46077	
Warning: these figures indicate the number of cases found in the data file. They cannot be interpreted as summary statistics of the population of interest.			
# mjj8j_17: mjj8j. which of the previous 12 months did (name) work in this job?:february 2023			
Information	[Type= discrete] [Format=numeric] [Range= 0-1] [Missing=*]		
Statistics [NW/ W]	[Valid=762 /-] [Invalid=46077 /-]		
Pre-question	Which of the previous 12 months did (NAME) work in this job?		
Literal question	CURRENT MONTH		
Interviewer's instructions	MARK ALL THAT APPLY		
Value	Label	Cases	Percentage
0	NO	221	<div></div> 29.0%
1	YES	541	<div></div> 71.0%
Sysmiss		46077	
Warning: these figures indicate the number of cases found in the data file. They cannot be interpreted as summary statistics of the population of interest.			
# mjj8j_18: mjj8j. which of the previous 12 months did (name) work in this job?:march 2023			
Information	[Type= discrete] [Format=numeric] [Range= 0-1] [Missing=*]		
Statistics [NW/ W]	[Valid=762 /-] [Invalid=46077 /-]		
Pre-question	Which of the previous 12 months did (NAME) work in this job?		
Literal question	CURRENT MONTH		
Interviewer's instructions	MARK ALL THAT APPLY		
Value	Label	Cases	Percentage
0	NO	192	<div></div> 25.2%
1	YES	570	<div></div> 74.8%
Sysmiss		46077	
Warning: these figures indicate the number of cases found in the data file. They cannot be interpreted as summary statistics of the population of interest.			
# mjj8j_19: mjj8j. which of the previous 12 months did (name) work in this job?:april 2023			
Information	[Type= discrete] [Format=numeric] [Range= 0-1] [Missing=*]		
Statistics [NW/ W]	[Valid=762 /-] [Invalid=46077 /-]		
Pre-question	Which of the previous 12 months did (NAME) work in this job?		
Literal question	CURRENT MONTH		
Interviewer's instructions	MARK ALL THAT APPLY		
Value	Label	Cases	Percentage
0	NO	174	<div></div> 22.8%
1	YES	588	<div></div> 77.2%
Sysmiss		46077	

# mjj8j_19: mjj8j. which of the previous 12 months did (name) work in this job?:april 2023			
Warning: these figures indicate the number of cases found in the data file. They cannot be interpreted as summary statistics of the population of interest.			
# mjj8j_20: mjj8j. which of the previous 12 months did (name) work in this job?:may 2023			
Information	[Type= discrete] [Format=numeric] [Range= 0-1] [Missing=*]		
Statistics [NW/ W]	[Valid=762 /-] [Invalid=46077 /-]		
Pre-question	Which of the previous 12 months did (NAME) work in this job?		
Literal question	CURRENT MONTH		
Interviewer's instructions	MARK ALL THAT APPLY		
Value	Label	Cases	Percentage
0	NO	152	<div><div></div></div> 19.9%
1	YES	610	<div><div></div></div> 80.1%
Sysmiss		46077	
Warning: these figures indicate the number of cases found in the data file. They cannot be interpreted as summary statistics of the population of interest.			
# mjj8j_21: mjj8j. which of the previous 12 months did (name) work in this job?:june 2023			
Information	[Type= discrete] [Format=numeric] [Range= 0-1] [Missing=*]		
Statistics [NW/ W]	[Valid=762 /-] [Invalid=46077 /-]		
Pre-question	Which of the previous 12 months did (NAME) work in this job?		
Literal question	CURRENT MONTH		
Interviewer's instructions	MARK ALL THAT APPLY		
Value	Label	Cases	Percentage
0	NO	149	<div><div></div></div> 19.6%
1	YES	613	<div><div></div></div> 80.4%
Sysmiss		46077	
Warning: these figures indicate the number of cases found in the data file. They cannot be interpreted as summary statistics of the population of interest.			
# mjj8j_22: mjj8j. which of the previous 12 months did (name) work in this job?:july 2023			
Information	[Type= discrete] [Format=numeric] [Range= 0-1] [Missing=*]		
Statistics [NW/ W]	[Valid=762 /-] [Invalid=46077 /-]		
Pre-question	Which of the previous 12 months did (NAME) work in this job?		
Literal question	CURRENT MONTH		
Interviewer's instructions	MARK ALL THAT APPLY		
Value	Label	Cases	Percentage
0	NO	342	<div><div></div></div> 44.9%
1	YES	420	<div><div></div></div> 55.1%
Sysmiss		46077	
Warning: these figures indicate the number of cases found in the data file. They cannot be interpreted as summary statistics of the population of interest.			
# mjj8j_23: mjj8j. which of the previous 12 months did (name) work in this job?:august 2023			
Information	[Type= discrete] [Format=numeric] [Range= 0-1] [Missing=*]		
Statistics [NW/ W]	[Valid=762 /-] [Invalid=46077 /-]		
Pre-question	Which of the previous 12 months did (NAME) work in this job?		
Literal question	CURRENT MONTH		
Interviewer's instructions	MARK ALL THAT APPLY		
Value	Label	Cases	Percentage
0	NO	584	<div><div></div></div> 76.6%

# mjj8j_23: mjj8j. which of the previous 12 months did (name) work in this job?:august 2023			
Value	Label	Cases	Percentage
1	YES	178	<div><div></div></div> 23.4%
Sysmiss		46077	
Warning: these figures indicate the number of cases found in the data file. They cannot be interpreted as summary statistics of the population of interest.			
# mjj8j_24: mjj8j. which of the previous 12 months did (name) work in this job?:september 20			
Information	[Type= discrete] [Format=numeric] [Range= 0-1] [Missing=*]		
Statistics [NW/ W]	[Valid=762 /-] [Invalid=46077 /-]		
Pre-question	Which of the previous 12 months did (NAME) work in this job?		
Literal question	CURRENT MONTH		
Interviewer's instructions	MARK ALL THAT APPLY		
Value	Label	Cases	Percentage
0	NO	762	<div><div></div></div> 100.0%
1	YES	0	
Sysmiss		46077	
Warning: these figures indicate the number of cases found in the data file. They cannot be interpreted as summary statistics of the population of interest.			
# mjj8j_25: mjj8j. which of the previous 12 months did (name) work in this job?:october 2023			
Information	[Type= discrete] [Format=numeric] [Range= 0-1] [Missing=*]		
Statistics [NW/ W]	[Valid=762 /-] [Invalid=46077 /-]		
Pre-question	Which of the previous 12 months did (NAME) work in this job?		
Literal question	CURRENT MONTH		
Interviewer's instructions	MARK ALL THAT APPLY		
Value	Label	Cases	Percentage
0	NO	762	<div><div></div></div> 100.0%
1	YES	0	
Sysmiss		46077	
Warning: these figures indicate the number of cases found in the data file. They cannot be interpreted as summary statistics of the population of interest.			
# mjj8j_26: mjj8j. which of the previous 12 months did (name) work in this job?:november 202			
Information	[Type= discrete] [Format=numeric] [Range= 0-1] [Missing=*]		
Statistics [NW/ W]	[Valid=762 /-] [Invalid=46077 /-]		
Pre-question	Which of the previous 12 months did (NAME) work in this job?		
Literal question	CURRENT MONTH		
Interviewer's instructions	MARK ALL THAT APPLY		
Value	Label	Cases	Percentage
0	NO	762	<div><div></div></div> 100.0%
1	YES	0	
Sysmiss		46077	
Warning: these figures indicate the number of cases found in the data file. They cannot be interpreted as summary statistics of the population of interest.			
# mjj8jbb: number of months work for job			
Information	[Type= discrete] [Format=numeric] [Range= 0-1] [Missing=*]		
Statistics [NW/ W]	[Valid=19629 /-] [Invalid=27210 /-]		
Recoding and Derivation	Number of Months work for Job		

# mjj8jbb: number of months work for job			
Value	Label	Cases	Percentage
0	NO	2	0.0%
1	YES	19627	100.0%
Sysmiss		27210	
Warning: these figures indicate the number of cases found in the data file. They cannot be interpreted as summary statistics of the population of interest.			
# mjj8k: mjj8k. is your employer responsible for deducting any taxes on (your/his/her)			
Information	[Type= discrete] [Format=numeric] [Range= 1-97] [Missing=*]		
Statistics [NW/ W]	[Valid=2466 /-] [Invalid=44373 /-]		
Literal question	Is your (NAME'S) employer responsible for deducting any taxes on your income or is that your responsibility?		
Value	Label	Cases	Percentage
1	EMPLOYER IS RESPONSIBLE	1143	46.4%
2	(YOU ARE/NAME IS) RESPONSIBLE	27	1.1%
3	NOT APPLICABLE	1220	49.5%
97	DONâ€™T KNOW	76	3.1%
Sysmiss		44373	
Warning: these figures indicate the number of cases found in the data file. They cannot be interpreted as summary statistics of the population of interest.			
# mjj8l_1: mjj8l. does your employer pay contributions to a pension fund or health insuranc			
Information	[Type= discrete] [Format=numeric] [Range= 0-1] [Missing=*]		
Statistics [NW/ W]	[Valid=2466 /-] [Invalid=44373 /-]		
Pre-question	Does your (NAME'S) employer pay contributions to a pension fund or health insurance fund for you?		
Literal question	PENSION FUND		
Interviewer's instructions	MARK ALL THAT APPLY		
Value	Label	Cases	Percentage
0		1762	71.5%
1		704	28.5%
Sysmiss		44373	
Warning: these figures indicate the number of cases found in the data file. They cannot be interpreted as summary statistics of the population of interest.			
# mjj8l_2: mjj8l. does your employer pay contributions to a pension fund or health insuranc			
Information	[Type= discrete] [Format=numeric] [Range= 0-1] [Missing=*]		
Statistics [NW/ W]	[Valid=2466 /-] [Invalid=44373 /-]		
Pre-question	Does your (NAME'S) employer pay contributions to a pension fund or health insurance fund for you?		
Literal question	HEALTH INSURANCE		
Interviewer's instructions	MARK ALL THAT APPLY		
Value	Label	Cases	Percentage
0		1881	76.3%
1		585	23.7%
Sysmiss		44373	
Warning: these figures indicate the number of cases found in the data file. They cannot be interpreted as summary statistics of the population of interest.			
# mjj8l_97: mjj8l. does your employer pay contributions to a pension fund or health insuranc			
Information	[Type= discrete] [Format=numeric] [Range= 0-1] [Missing=*]		
Statistics [NW/ W]	[Valid=2466 /-] [Invalid=44373 /-]		
Pre-question	Does your (NAME'S) employer pay contributions to a pension fund or health insurance fund for you?		

# mjj8l_97: mjj8l. does your employer pay contributions to a pension fund or health insuranc			
Literal question	NONE OF THE ABOVE		
Interviewer's instructions	MARK ALL THAT APPLY		
Value	Label	Cases	Percentage
0		781	<div></div> 31.7%
1		1685	<div></div> 68.3%
Sysmiss		44373	
Warning: these figures indicate the number of cases found in the data file. They cannot be interpreted as summary statistics of the population of interest.			
# mjj8m: mjj8m. do you get paid annual leave?			
Information	[Type= discrete] [Format=numeric] [Range= 1-97] [Missing=*]		
Statistics [NW/ W]	[Valid=2466 /-] [Invalid=44373 /-]		
Literal question	Do you (NAME) get paid annual leave?		
Value	Label	Cases	Percentage
1	YES	567	<div></div> 23.0%
2	NO	1865	<div></div> 75.6%
97	DONâ€™T KNOW	34	<div></div> 1.4%
Sysmiss		44373	
Warning: these figures indicate the number of cases found in the data file. They cannot be interpreted as summary statistics of the population of interest.			
# mjj8n: mjj8n. would you get paid sick leave in case of illness or injury?			
Information	[Type= discrete] [Format=numeric] [Range= 1-97] [Missing=*]		
Statistics [NW/ W]	[Valid=2466 /-] [Invalid=44373 /-]		
Literal question	Would you (NAME) get paid sick leave in case of illness or injury?		
Value	Label	Cases	Percentage
1	YES	481	<div></div> 19.5%
2	NO	1921	<div></div> 77.9%
97	DONâ€™T KNOW	64	<div></div> 2.6%
Sysmiss		44373	
Warning: these figures indicate the number of cases found in the data file. They cannot be interpreted as summary statistics of the population of interest.			
# mjj9a: mjj9a. in what kind of place do you typically work?			
Information	[Type= discrete] [Format=numeric] [Range= 1-97] [Missing=*]		
Statistics [NW/ W]	[Valid=19629 /-] [Invalid=27210 /-]		
Literal question	In what kind of place do you (NAME) typically work?		
Value	Label	Cases	Percentage
1	AT YOUR (NAMEâ€™S) OWN HOME	4009	<div></div> 20.4%
2	AT THE CLIENTâ€™S OR EMPLOYERâ€™S HOME	520	<div></div> 2.6%
3	AT A FARM, AGRICULTURAL LAND OR FISHING SITE	6611	<div></div> 33.7%
4	AT A BUSINESS, OFFICE, FACTORY, FIXED PREMISE OR SITE	5526	<div></div> 28.2%
5	ON THE STREET OR ANOTHER PUBLIC SPACE WITHOUT A FIXED STRUCT	2330	<div></div> 11.9%
6	IN/ON A VEHICLE (WITHOUT DAILY WORK BASE)	265	<div></div> 1.4%
7	DOOR-TO-DOOR	183	<div></div> 0.9%
8	OTHER	159	<div></div> 0.8%
97	CANNOT SAY	26	<div></div> 0.1%
Sysmiss		27210	

# mjj9a: mjj9a. in what kind of place do you typically work?			
Warning: these figures indicate the number of cases found in the data file. They cannot be interpreted as summary statistics of the population of interest.			
# mjj9b: mjj9b. how many persons including you work at your place of work?			
Information	[Type= discrete] [Format=numeric] [Range= 1-6] [Missing=*]		
Statistics [NW/ W]	[Valid=19629 /-] [Invalid=27210 /-]		
Literal question	How many persons including you (NAME) work at your place of work?		
Value	Label	Cases	Percentage
1		6834	<div><div></div></div> 34.8%
2	2-4	8312	<div><div></div></div> 42.3%
3	5-9	2535	<div><div></div></div> 12.9%
4	10-19	912	<div><div></div></div> 4.6%
5	20-49	530	<div><div></div></div> 2.7%
6	50+	506	<div><div></div></div> 2.6%
Sysmiss		27210	
Warning: these figures indicate the number of cases found in the data file. They cannot be interpreted as summary statistics of the population of interest.			
# mjj9c: mjj9c. is the business you work(s) for registered in the [national business regi			
Information	[Type= discrete] [Format=numeric] [Range= 1-97] [Missing=*]		
Statistics [NW/ W]	[Valid=19629 /-] [Invalid=27210 /-]		
Literal question	Is the business you (NAME) work(s) for registered in the Corporate Affairs Commission (CAC, or National Business Register)		
Value	Label	Cases	Percentage
1	YES	2091	<div><div></div></div> 10.7%
2	NO	17207	<div><div></div></div> 87.7%
97	DONâ€™T KNOW	331	<div><div></div></div> 1.7%
Sysmiss		27210	
Warning: these figures indicate the number of cases found in the data file. They cannot be interpreted as summary statistics of the population of interest.			
# mjj10: mjj10. which year did you begin working in this business or place?			
Information	[Type= discrete] [Format=numeric] [Range= 1900-9997] [Missing=*]		
Statistics [NW/ W]	[Valid=19629 /-] [Invalid=27210 /-]		
Literal question	Which year did you (NAME) begin working in this business or place?		
Value	Label	Cases	Percentage
1900		1	0.0%
1916		1	0.0%
1917		1	0.0%
1922		1	0.0%
1942		1	0.0%
1951		1	0.0%
1956		1	0.0%
1957		1	0.0%
1958		5	0.0%
1960		2	0.0%
1961		3	0.0%
1962		2	0.0%
1963		7	0.0%
1964		1	0.0%

mjj10: mjj10. which year did you begin working in this business or place?

Value	Label	Cases	Percentage
1965		3	0.0%
1966		3	0.0%
1967		2	0.0%
1968		8	0.0%
1969		4	0.0%
1970		16	0.1%
1971		9	0.0%
1972		9	0.0%
1973		22	0.1%
1974		9	0.0%
1975		19	0.1%
1976		12	0.1%
1977		8	0.0%
1978		29	0.1%
1979		17	0.1%
1980		90	0.5%
1981		20	0.1%
1982		39	0.2%
1983		64	0.3%
1984		30	0.2%
1985		83	0.4%
1986		50	0.3%
1987		46	0.2%
1988		92	0.5%
1989		67	0.3%
1990		214	1.1%
1991		70	0.4%
1992		118	0.6%
1993		138	0.7%
1994		65	0.3%
1995		150	0.8%
1996		95	0.5%
1997		135	0.7%
1998		286	1.5%
1999		197	1.0%
2000		484	2.5%
2001		245	1.2%
2002		196	1.0%
2003		357	1.8%
2004		130	0.7%
2005		293	1.5%
2006		149	0.8%
2007		223	1.1%
2008		451	2.3%
2009		360	1.8%

# mjj10: mjj10. which year did you begin working in this business or place?			
Value	Label	Cases	Percentage
2010		659	<div></div> 3.4%
2011		444	<div></div> 2.3%
2012		576	<div></div> 2.9%
2013		852	<div></div> 4.3%
2014		595	<div></div> 3.0%
2015		1100	<div></div> 5.6%
2016		960	<div></div> 4.9%
2017		1043	<div></div> 5.3%
2018		1642	<div></div> 8.4%
2019		1506	<div></div> 7.7%
2020		1543	<div></div> 7.9%
2021		1435	<div></div> 7.3%
2022		1024	<div></div> 5.2%
2023		370	<div></div> 1.9%
9997	DONâ€™T KNOW	745	<div></div> 3.8%
Sysmiss		27210	
Warning: these figures indicate the number of cases found in the data file. They cannot be interpreted as summary statistics of the population of interest.			
# mjj11: mjj11. and which month?			
Information	[Type= discrete] [Format=numeric] [Range= 1-97] [Missing=*]		
Statistics [NW/ W]	[Valid=18884 /-] [Invalid=27955 /-]		
Literal question	And which month?		
Value	Label	Cases	Percentage
1	JANUARY	2294	<div></div> 12.1%
2	FEBRUARY	1803	<div></div> 9.5%
3	MARCH	2660	<div></div> 14.1%
4	APRIL	2333	<div></div> 12.4%
5	MAY	1942	<div></div> 10.3%
6	JUNE	1429	<div></div> 7.6%
7	JULY	814	<div></div> 4.3%
8	AUGUST	744	<div></div> 3.9%
9	SEPTEMBER	888	<div></div> 4.7%
10	OCTOBER	656	<div></div> 3.5%
11	NOVEMBER	710	<div></div> 3.8%
12	DECEMBER	490	<div></div> 2.6%
97	DON'T KNOW	2121	<div></div> 11.2%
Sysmiss		27955	
Warning: these figures indicate the number of cases found in the data file. They cannot be interpreted as summary statistics of the population of interest.			
# mjj12: mjj12. how many hours do you usually work per week in your main job?			
Information	[Type= continuous] [Format=numeric] [Range= 1-168] [Missing=*]		
Statistics [NW/ W]	[Valid=19629 /-] [Invalid=27210 /-] [Mean=42.502 /-] [StdDev=16.938 /-]		
Literal question	How many hours do you (NAME) usually work per week in your main job?		
# sjj1ccleanmaingroup: secondary job isco main group clean			
Information	[Type= discrete] [Format=numeric] [Range= 0-9] [Missing=*]		

# sjj1ccleanmaingroup: secondary job isco main group clean			
Statistics [NW/ W]		[Valid=5145 /-] [Invalid=41694 /-]	
Pre-question		IF MJJ_1==2: I am now going to ask you some questions about your (NAME'S) second job or business activity.	
Value	Label	Cases	Percentage
0	0 Armed forces	0	
1	1 Managers	26	0.5%
2	2 Professionals	95	1.8%
3	3 Technicians and associate professionals	60	1.2%
4	4 Clerical support workers	14	0.3%
5	5 Services and sales workers	952	18.5%
6	6 Skilled agricultural forestry and fishery workers	3021	58.7%
7	7 Craft and related trades workers	297	5.8%
8	8 Plant and machine operators and assemblers	398	7.7%
9	9 Elementary occupations	282	5.5%
Sysmiss		41694	
Warning: these figures indicate the number of cases found in the data file. They cannot be interpreted as summary statistics of the population of interest.			
# sjj1cclean: secondary job isco clean			
Information		[Type= discrete] [Format=numeric] [Range= 110-9999] [Missing=*]	
Statistics [NW/ W]		[Valid=5145 /-] [Invalid=41694 /-]	
Literal question		Secondary job ISCO	
Value	Label	Cases	Percentage
110	110 - Commissioned Armed Forces Officers	0	
210	210 - Non-commissioned Armed Forces Officers	0	
310	310 - Armed Forces Occupations, Other Ranks	0	
1111	1111 - Legislators	0	
1112	1112 - Senior Government Officials	0	
1113	1113 - Traditional Chiefs and Heads of Villages	3	0.1%
1114	1114 - Senior Officials of Special-interest Organizations	0	
1120	1120 - Managing Directors and Chief Executives	1	0.0%
1211	1211 - Finance Managers	0	
1212	1212 - Human Resource Managers	0	
1213	1213 - Policy and Planning Managers	0	
1219	1219 - Business Services and Administration Managers Not Els	2	0.0%
1221	1221 - Sales and Marketing Managers	2	0.0%
1222	1222 - Advertising and Public Relations Managers	0	
1223	1223 - Research and Development Managers	0	
1311	1311 - Agricultural and Forestry Production Managers	2	0.0%
1312	1312 - Aquaculture and Fisheries Production Managers	3	0.1%
1321	1321 - Manufacturing Managers	1	0.0%
1322	1322 - Mining Managers	0	
1323	1323 - Construction Managers	1	0.0%
1324	1324 - Supply, Distribution and Related Managers	3	0.1%
1330	1330 - Information and Communications Technology Services Ma	0	
1341	1341 - Child Care Services Managers	0	
1342	1342 - Health Services Managers	0	
1343	1343 - Aged Care Services Managers	0	

sjj1cclean: secondary job isco clean

Value	Label	Cases	Percentage
1344	1344 - Social Welfare Managers	0	
1345	1345 - Education Managers	0	
1346	1346 - Financial and Insurance Services Branch Managers	0	
1349	1349 - Professional Services Managers Not Elsewhere Classifi	0	
1411	1411 - Hotel Managers	1	0.0%
1412	1412 - Restaurant Managers	0	
1420	1420 - Retail and Wholesale Trade Managers	6	0.1%
1431	1431 - Sports, Recreation and Cultural Centre Managers	0	
1439	1439 - Services Managers Not Elsewhere Classified	1	0.0%
2111	2111 - Physicists and Astronomers	0	
2112	2112 - Meteorologists	0	
2113	2113 - Chemists	0	
2114	2114 - Geologists and Geophysicists	0	
2120	2120 - Mathematicians, Actuaries and Statisticians	0	
2131	2131 - Biologists, Botanists, Zoologists and Related Profess	0	
2132	2132 - Farming, Forestry and Fisheries Advisers	1	0.0%
2133	2133 - Environmental Protection Professionals	0	
2141	2141 - Industrial and Production Engineers	0	
2142	2142 - Civil Engineers	0	
2143	2143 - Environmental Engineers	0	
2144	2144 - Mechanical Engineers	0	
2145	2145 - Chemical Engineers	0	
2146	2146 - Mining Engineers, Metallurgists and Related Professio	0	
2149	2149 - Engineering Professionals Not Elsewhere Classified	0	
2151	2151 - Electrical Engineers	0	
2152	2152 - Electronics Engineers	0	
2153	2153 - Telecommunications Engineers	0	
2161	2161 - Building Architects	1	0.0%
2162	2162 - Landscape Architects	0	
2163	2163 - Product and Garment Designers	0	
2164	2164 - Town and Traffic Planners	0	
2165	2165 - Cartographers and Surveyors	0	
2166	2166 - Graphic and Multimedia Designers	2	0.0%
2211	2211 - Generalist Medical Practitioners	0	
2212	2212 - Specialist Medical Practitioners	0	
2221	2221 - Nursing Professionals	2	0.0%
2222	2222 - Midwifery Professionals	1	0.0%
2230	2230 - Traditional and Complementary Medicine Professionals	7	0.1%
2240	2240 - Paramedical Practitioners	0	
2250	2250 - Veterinarians	0	
2261	2261 - Dentists	0	
2262	2262 - Pharmacists	3	0.1%
2263	2263 - Environmental and Occupational Health and Hygiene Pro	0	
2264	2264 - Physiotherapists	0	
2265	2265 - Dieticians and Nutritionists	0	

sjj1cclean: secondary job isco clean

Value	Label	Cases	Percentage
2266	2266 - Audiologists and Speech Therapists	0	
2267	2267 - Optometrists and Ophthalmic Opticians	0	
2269	2269 - Health Professionals Not Elsewhere Classified	0	
2310	2310 - University and Higher Education Teachers	3	0.1%
2320	2320 - Vocational Education Teachers	0	
2330	2330 - Secondary Education Teachers	9	0.2%
2341	2341 - Primary School Teachers	15	0.3%
2342	2342 - Early Childhood Educators	0	
2351	2351 - Education Methods specialists	0	
2352	2352 - Special Needs Teachers	1	0.0%
2353	2353 - Other Language Teachers	10	0.2%
2354	2354 - Other Music Teachers	0	
2355	2355 - Other Arts Teachers	0	
2356	2356 - Information Technology Trainers	0	
2359	2359 - Teaching Professionals Not Elsewhere Classified	2	0.0%
2411	2411 - Accountants	0	
2412	2412 - Financial and Investment Advisers	0	
2413	2413 - Financial Analysts	0	
2421	2421 - Management and Organization Analysts	0	
2422	2422 - Policy Administration Professionals	0	
2423	2423 - Personnel and Careers Professionals	0	
2424	2424 - Training and Staff Development Professionals	0	
2431	2431 - Advertising and Marketing Professionals	0	
2432	2432 - Public Relations Professionals	0	
2433	2433 - Technical and Medical Sales Professionals (excluding	0	
2434	2434 - Information and Communications Technology Sales Profe	0	
2511	2511 - Systems Analysts	0	
2512	2512 - Software Developers	0	
2513	2513 - Web and Multimedia Developers	0	
2514	2514 - Applications Programmers	0	
2519	2519 - Software and Applications Developers and Analysts Not	0	
2521	2521 - Database Designers and Administrators	0	
2522	2522 - Systems Administrators	0	
2523	2523 - Computer Network Professionals	1	0.0%
2529	2529 - Database and Network Professionals Not Elsewhere Clas	0	
2611	2611 - Lawyers	1	0.0%
2612	2612 - Judges	0	
2619	2619 - Legal Professionals Not Elsewhere Classified	0	
2621	2621 - Archivists and Curators	0	
2622	2622 - Librarians and Related Information Professionals	0	
2631	2631 - Economists	0	
2632	2632 - Sociologists, Anthropologists and Related Professiona	0	
2633	2633 - Philosophers, Historians and Political Scientists	0	
2634	2634 - Psychologists	0	
2635	2635 - Social Work and Counselling Professionals	0	

sjj1cclean: secondary job isco clean

Value	Label	Cases	Percentage
2636	2636 - Religious Professionals	24	0.5%
2641	2641 - Authors and Related Writers	0	
2642	2642 - Journalists	1	0.0%
2643	2643 - Translators, Interpreters and Other Linguists	0	
2651	2651 - Visual Artists	1	0.0%
2652	2652 - Musicians, Singers and Composers	5	0.1%
2653	2653 - Dancers and Choreographers	0	
2654	2654 - Film, Stage and Related Directors and Producers	0	
2655	2655 - Actors	0	
2656	2656 - Announcers on Radio, Television and Other Media	3	0.1%
2659	2659 - Creative and Performing Artists Not Elsewhere Classif	2	0.0%
3111	3111 - Chemical and Physical Science Technicians	0	
3112	3112 - Civil Engineering Technicians	0	
3113	3113 - Electrical Engineering Technicians	2	0.0%
3114	3114 - Electronics Engineering Technicians	0	
3115	3115 - Mechanical Engineering Technicians	0	
3116	3116 - Chemical Engineering Technicians	0	
3117	3117 - Mining and Metallurgical Technicians	0	
3118	3118 - Draughtspersons	0	
3119	3119 - Physical and Engineering Science Technicians Not Else	0	
3121	3121 - Mining Supervisors	0	
3122	3122 - Manufacturing Supervisors	2	0.0%
3123	3123 - Construction Supervisors	1	0.0%
3131	3131 - Power Production Plant Operators	0	
3132	3132 - Incinerator and Water Treatment Plant Operators	1	0.0%
3133	3133 - Chemical Processing Plant Controllers	0	
3134	3134 - Petroleum and Natural Gas Refining Plant Operators	0	
3135	3135 - Metal Production Process Controllers	0	
3139	3139 - Process Control Technicians Not Elsewhere Classified	1	0.0%
3141	3141 - Life Science Technicians (excluding Medical)	0	
3142	3142 - Agricultural Technicians	0	
3143	3143 - Forestry Technicians	0	
3151	3151 - Ships' Engineers	0	
3152	3152 - Ships' Deck Officers and Pilots	0	
3153	3153 - Aircraft Pilots and Related Associate Professionals	0	
3154	3154 - Air Traffic Controllers	0	
3155	3155 - Air Traffic Safety Electronics Technicians	0	
3211	3211 - Medical Imaging and Therapeutic Equipment Technicians	0	
3212	3212 - Medical and Pathology Laboratory Technicians	0	
3213	3213 - Pharmaceutical Technicians and Assistants	0	
3214	3214 - Medical and Dental Prosthetic Technicians	0	
3221	3221 - Nursing Associate Professionals	0	
3222	3222 - Midwifery Associate Professionals	0	
3230	3230 - Traditional and Complementary Medicine Associate Prof	6	0.1%
3240	3240 - Veterinary Technicians and Assistants	0	

sjj1cclean: secondary job isco clean

Value	Label	Cases	Percentage
3251	3251 - Dental Assistants and Therapists	0	
3252	3252 - Medical Records and Health Information Technicians	0	
3253	3253 - Community Health Workers	3	0.1%
3254	3254 - Dispensing Opticians	0	
3255	3255 - Physiotherapy Technicians and Assistants	0	
3256	3256 - Medical Assistants	0	
3257	3257 - Environmental and Occupational Health Inspectors and	0	
3258	3258 - Ambulance Workers	0	
3259	3259 - Health Associate Professionals Not Elsewhere Classifi	0	
3311	3311 - Securities and Finance Dealers and Brokers	1	0.0%
3312	3312 - Credit and Loans Officers	0	
3313	3313 - Accounting Associate Professionals	0	
3314	3314 - Statistical, Mathematical and Related Associate Profe	0	
3315	3315 - Valuers and Loss Assessors	0	
3321	3321 - Insurance Representatives	0	
3322	3322 - Commercial Sales Representatives	4	0.1%
3323	3323 - Buyers	1	0.0%
3324	3324 - Trade Brokers	0	
3331	3331 - Clearing and Forwarding Agents	0	
3332	3332 - Conference and Event Planners	5	0.1%
3333	3333 - Employment Agents and Contractors	0	
3334	3334 - Real Estate Agents and Property Managers	20	0.4%
3339	3339 - Business Services Agents Not Elsewhere Classified	1	0.0%
3341	3341 - Office Supervisors	0	
3342	3342 - Legal Secretaries	0	
3343	3343 - Administrative and Executive Secretaries	0	
3344	3344 - Medical Secretaries	0	
3351	3351 - Customs and Border Inspectors	0	
3352	3352 - Government Tax and Excise Officials	0	
3353	3353 - Government Social Benefits Officials	0	
3354	3354 - Government Licensing Officials	0	
3355	3355 - Police Inspectors and Detectives	0	
3359	3359 - Government Regulatory Associate Professionals Not Els	0	
3411	3411 - Legal and Related Associate Professionals	0	
3412	3412 - Social Work Associate Professionals	0	
3413	3413 - Religious Associate Professionals	6	0.1%
3421	3421 - Athletes and Sports Players	0	
3422	3422 - Sports Coaches, Instructors and Officials	0	
3423	3423 - Fitness and Recreation Instructors and Programme Lead	0	
3431	3431 - Photographers	0	
3432	3432 - Interior Designers and Decorators	4	0.1%
3433	3433 - Gallery, Museum and Library Technicians	0	
3434	3434 - Chefs	0	
3435	3435 - Other Artistic and Cultural Associate Professionals	1	0.0%
3511	3511 - Information and Communications Technology Operations	0	

# sjj1cclean: secondary job isco clean			
Value	Label	Cases	Percentage
3512	3512 - Information and Communications Technology User Suppor	0	
3513	3513 - Computer Network and Systems Technicians	0	
3514	3514 - Web Technicians	0	
3521	3521 - Broadcasting and Audiovisual Technicians	0	
3522	3522 - Telecommunications Engineering Technicians	1	0.0%
4110	4110 - General Office Clerks	0	
4120	4120 - Secretaries (general)	0	
4131	4131 - Typists and Word Processing Operators	0	
4132	4132 - Data Entry Clerks	0	
4211	4211 - Bank Tellers and Related Clerks	10	0.2%
4212	4212 - Bookmakers, Croupiers and Related Gaming Workers	1	0.0%
4213	4213 - Pawnbrokers and Money-lenders	0	
4214	4214 - Debt Collectors and Related Workers	0	
4221	4221 - Travel Consultants and Clerks	0	
4222	4222 - Contact Centre Information Clerks	0	
4223	4223 - Telephone Switchboard Operators	0	
4224	4224 - Hotel Receptionists	0	
4225	4225 - Inquiry Clerks	0	
4226	4226 - Receptionists (general)	0	
4227	4227 - Survey and Market Research Interviewers	0	
4229	4229 - Client Information Workers Not Elsewhere Classified	0	
4311	4311 - Accounting and Bookkeeping Clerks	1	0.0%
4312	4312 - Statistical, Finance and Insurance Clerks	0	
4313	4313 - Payroll Clerks	0	
4321	4321 - Stock Clerks	0	
4322	4322 - Production Clerks	2	0.0%
4323	4323 - Transport Clerks	0	
4411	4411 - Library Clerks	0	
4412	4412 - Mail Carriers and Sorting Clerks	0	
4413	4413 - Coding, Proofreading and Related Clerks	0	
4414	4414 - Scribes and Related Workers	0	
4415	4415 - Filing and Copying Clerks	0	
4416	4416 - Personnel Clerks	0	
4419	4419 - Clerical Support Workers Not Elsewhere Classified	0	
5111	5111 - Travel Attendants and Travel Stewards	0	
5112	5112 - Transport Conductors	4	0.1%
5113	5113 - Travel Guides	0	
5120	5120 - Cooks	5	0.1%
5131	5131 - Waiters	0	
5132	5132 - Bartenders	3	0.1%
5141	5141 - Hairdressers	62	1.2%
5142	5142 - Beauticians and Related Workers	11	0.2%
5151	5151 - Cleaning and Housekeeping Supervisors in Offices, Hot	1	0.0%
5152	5152 - Domestic Housekeepers	1	0.0%
5153	5153 - Building Caretakers	0	

sjj1cclean: secondary job isco clean

Value	Label	Cases	Percentage
5161	5161 - Astrologers, Fortune-tellers and Related Workers	0	
5162	5162 - Companions and Valets	0	
5163	5163 - Undertakers and Embalmers	0	
5164	5164 - Pet Groomers and Animal Care Workers	1	0.0%
5165	5165 - Driving Instructors	0	
5169	5169 - Personal Services Workers Not Elsewhere Classified	4	0.1%
5211	5211 - Stall and Market Salespersons	691	13.4%
5212	5212 - Street Food Salespersons	93	1.8%
5221	5221 - Shopkeepers	27	0.5%
5222	5222 - Shop Supervisors	2	0.0%
5223	5223 - Shop Sales Assistants	2	0.0%
5230	5230 - Cashiers and Ticket Clerks	0	
5241	5241 - Fashion and Other Models	0	
5242	5242 - Sales Demonstrators	13	0.3%
5243	5243 - Door-to-door Salespersons	11	0.2%
5244	5244 - Contact Centre Salespersons	1	0.0%
5245	5245 - Service Station Attendants	1	0.0%
5246	5246 - Food Service Counter Attendants	5	0.1%
5249	5249 - Sales Workers Not Elsewhere Classified	3	0.1%
5311	5311 - Child Care Workers	0	
5312	5312 - Teachers' Aides	0	
5321	5321 - Health Care Assistants	1	0.0%
5322	5322 - Home-based Personal Care Workers	0	
5329	5329 - Personal Care Workers in Health Services Not Elsewher	0	
5411	5411 - Firefighters	0	
5412	5412 - Police Officers	0	
5413	5413 - Prison Guards	0	
5414	5414 - Security Guards	10	0.2%
5419	5419 - Protective Services Workers Not Elsewhere Classified	0	
6111	6111 - Field Crop and Vegetable Growers	1026	19.9%
6112	6112 - Tree and Shrub Crop Growers	20	0.4%
6113	6113 - Gardeners; Horticultural and Nursery Growers	1	0.0%
6114	6114 - Mixed Crop Growers	833	16.2%
6121	6121 - Livestock and Dairy Producers	485	9.4%
6122	6122 - Poultry Producers	72	1.4%
6123	6123 - Apiarists and Sericulturists	0	
6129	6129 - Animal Producers Not Elsewhere Classified	1	0.0%
6130	6130 - Mixed Crop and Animal Producers	149	2.9%
6210	6210 - Forestry and Related Workers	3	0.1%
6221	6221 - Aquaculture Workers	3	0.1%
6222	6222 - Inland and Coastal Waters Fishery Workers	36	0.7%
6223	6223 - Deep-sea Fishery Workers	15	0.3%
6224	6224 - Hunters and Trappers	8	0.2%
6310	6310 - Subsistence Crop Farmers	238	4.6%
6320	6320 - Subsistence Livestock Farmers	68	1.3%

sjj1cclean: secondary job isco clean

Value	Label	Cases	Percentage
6330	6330 - Subsistence Mixed Crop and Livestock Farmers	29	0.6%
6340	6340 - Subsistence Fishers, Hunters, Trappers and Gatherers	34	0.7%
7111	7111 - House Builders	12	0.2%
7112	7112 - Bricklayers and Related Workers	22	0.4%
7113	7113 - Stonemasons, Stone Cutters, Splitters and Carvers	5	0.1%
7114	7114 - Concrete Placers, Concrete Finishers and Related Work	1	0.0%
7115	7115 - Carpenters and Joiners	10	0.2%
7119	7119 - Building Frame and Related Trades Workers Not Elsewhe	0	
7121	7121 - Roofers	4	0.1%
7122	7122 - Floor Layers and Tile Setters	1	0.0%
7123	7123 - Plasterers	0	
7124	7124 - Insulation Workers	0	
7125	7125 - Glaziers	0	
7126	7126 - Plumbers and Pipe Fitters	4	0.1%
7127	7127 - Air Conditioning and Refrigeration Mechanics	0	
7131	7131 - Painters and Related Workers	6	0.1%
7132	7132 - Spray Painters and Varnishers	0	
7133	7133 - Building Structure Cleaners	0	
7211	7211 - Metal Moulders and Coremakers	1	0.0%
7212	7212 - Welders and Flame Cutters	5	0.1%
7213	7213 - Sheet Metal Workers	3	0.1%
7214	7214 - Structural Metal Preparers and Erectors	0	
7215	7215 - Riggers and Cable Splicers	1	0.0%
7221	7221 - Blacksmiths, Hammersmiths and Forging Press Workers	7	0.1%
7222	7222 - Toolmakers and Related Workers	1	0.0%
7223	7223 - Metal Working Machine Tool Setters and Operators	1	0.0%
7224	7224 - Metal Polishers, Wheel Grinders and Tool Sharpeners	0	
7231	7231 - Motor Vehicle Mechanics and Repairers	12	0.2%
7232	7232 - Aircraft Engine Mechanics and Repairers	0	
7233	7233 - Agricultural and Industrial Machinery Mechanics and R	0	
7234	7234 - Bicycle and Related Repairers	1	0.0%
7311	7311 - Precision-instrument Makers and Repairers	1	0.0%
7312	7312 - Musical Instrument Makers and Tuners	0	
7313	7313 - Jewellery and Precious Metal Workers	2	0.0%
7314	7314 - Potters and Related Workers	5	0.1%
7315	7315 - Glass Makers, Cutters, Grinders and Finishers	0	
7316	7316 - Signwriters, Decorative Painters, Engravers and Etche	0	
7317	7317 - Handicraft Workers in Wood, Basketry and Related Mate	10	0.2%
7318	7318 - Handicraft Workers in Textile, Leather and Related Ma	6	0.1%
7319	7319 - Handicraft Workers Not Elsewhere Classified	0	
7321	7321 - Pre-press Technicians	0	
7322	7322 - Printers	1	0.0%
7323	7323 - Print Finishing and Binding Workers	0	
7411	7411 - Building and Related Electricians	8	0.2%
7412	7412 - Electrical Mechanics and Fitters	0	

sjj1cclean: secondary job isco clean

Value	Label	Cases	Percentage
7413	7413 - Electrical Line Installers and Repairers	2	0.0%
7421	7421 - Electronics Mechanics and Servicers	0	
7422	7422 - Information and Communications Technology Installers	2	0.0%
7511	7511 - Butchers, Fishmongers and Related Food Preparers	32	0.6%
7512	7512 - Bakers, Pastry-cooks and Confectionery Makers	5	0.1%
7513	7513 - Dairy Products Makers	6	0.1%
7514	7514 - Fruit, Vegetable and Related Preservers	13	0.3%
7515	7515 - Food and Beverage Tasters and Graders	0	
7516	7516 - Tobacco Preparers and Tobacco Products Makers	0	
7521	7521 - Wood Treaters	0	
7522	7522 - Cabinet-makers and Related Workers	10	0.2%
7523	7523 - Woodworking Machine Tool Setters and Operators	3	0.1%
7531	7531 - Tailors, Dressmakers, Furriers and Hatters	87	1.7%
7532	7532 - Garment and Related Patternmakers and Cutters	0	
7533	7533 - Sewing, Embroidery and Related Workers	1	0.0%
7534	7534 - Upholsterers and Related Workers	0	
7535	7535 - Pelt Dressers, Tanners and Fellmongers	0	
7536	7536 - Shoemakers and Related Workers	5	0.1%
7541	7541 - Underwater Divers	0	
7542	7542 - Shotfirers and Blasters	0	
7543	7543 - Product Graders and Testers (excluding Foods and Beve	0	
7544	7544 - Fumigators and Other Pest and Weed Controllers	1	0.0%
7549	7549 - Craft and Related Workers Not Elsewhere Classified	0	
8111	8111 - Miners and Quarriers	2	0.0%
8112	8112 - Mineral and Stone Processing Plant Operators	0	
8113	8113 - Well Drillers and Borers and Related Workers	2	0.0%
8114	8114 - Cement, Stone and Other Mineral Products Machine Oper	3	0.1%
8121	8121 - Metal Processing Plant Operators	0	
8122	8122 - Metal Finishing, Plating and Coating Machine Operator	1	0.0%
8131	8131 - Chemical Products Plant and Machine Operators	2	0.0%
8132	8132 - Photographic Products Machine Operators	0	
8141	8141 - Rubber Products Machine Operators	7	0.1%
8142	8142 - Plastic Products Machine Operators	0	
8143	8143 - Paper Products Machine Operators	0	
8151	8151 - Fibre Preparing, Spinning and Winding Machine Operato	0	
8152	8152 - Weaving and Knitting Machine Operators	0	
8153	8153 - Sewing Machine Operators	0	
8154	8154 - Bleaching, Dyeing and Fabric Cleaning Machine Operato	0	
8155	8155 - Fur and Leather Preparing Machine Operators	0	
8156	8156 - Shoemaking and Related Machine Operators	0	
8157	8157 - Laundry Machine Operators	2	0.0%
8159	8159 - Textile, Fur and Leather Products Machine Operators N	1	0.0%
8160	8160 - Food and Related Products Machine Operators	87	1.7%
8171	8171 - Pulp and Papermaking Plant Operators	0	
8172	8172 - Wood Processing Plant Operators	1	0.0%

# sjj1cclean: secondary job isco clean			
Value	Label	Cases	Percentage
8181	8181 - Glass and Ceramics Plant Operators	0	
8182	8182 - Steam Engine and Boiler Operators	0	
8183	8183 - Packing, Bottling and Labelling Machine Operators	0	
8189	8189 - Stationary Plant and Machine Operators Not Elsewhere	0	
8211	8211 - Mechanical Machinery Assemblers	0	
8212	8212 - Electrical and Electronic Equipment Assemblers	0	
8219	8219 - Assemblers Not Elsewhere Classified	0	
8311	8311 - Locomotive Engine Drivers	0	
8312	8312 - Railway Brake, Signal and Switch Operators	0	
8321	8321 - Motorcycle Drivers	231	4.5%
8322	8322 - Car, Taxi and Van Drivers	41	0.8%
8331	8331 - Bus and Tram Drivers	9	0.2%
8332	8332 - Heavy Truck and Lorry Drivers	8	0.2%
8341	8341 - Mobile Farm and Forestry Plant Operators	1	0.0%
8342	8342 - Earthmoving and Related Plant Operators	0	
8343	8343 - Crane, Hoist and Related Plant Operators	0	
8344	8344 - Lifting Truck Operators	0	
8350	8350 - Ships' Deck Crews and Related Workers	0	
9111	9111 - Domestic Cleaners and Helpers	0	
9112	9112 - Cleaners and Helpers in Offices, Hotels and Other Est	0	
9121	9121 - Hand Launderers and Pressers	7	0.1%
9122	9122 - Vehicle Cleaners	0	
9123	9123 - Window Cleaners	0	
9129	9129 - Other Cleaning Workers	0	
9211	9211 - Crop Farm Labourers	114	2.2%
9212	9212 - Livestock Farm Labourers	4	0.1%
9213	9213 - Mixed Crop and Livestock Farm Labourers	3	0.1%
9214	9214 - Garden and Horticultural Labourers	0	
9215	9215 - Forestry Labourers	0	
9216	9216 - Fishery and Aquaculture Labourers	3	0.1%
9311	9311 - Mining and Quarrying Labourers	1	0.0%
9312	9312 - Civil Engineering Labourers	0	
9313	9313 - Building Construction Labourers	12	0.2%
9321	9321 - Hand Packers	1	0.0%
9329	9329 - Manufacturing Labourers Not Elsewhere Classified	1	0.0%
9331	9331 - Hand and Pedal Vehicle Drivers	2	0.0%
9332	9332 - Drivers of Animal-drawn Vehicles and Machinery	0	
9333	9333 - Freight Handlers	0	
9334	9334 - Shelf Fillers	0	
9411	9411 - Fast Food Preparers	87	1.7%
9412	9412 - Kitchen Helpers	0	
9510	9510 - Street and Related Services Workers	5	0.1%
9520	9520 - Street Vendors (excluding Food)	11	0.2%
9611	9611 - Garbage and Recycling Collectors	2	0.0%
9612	9612 - Refuse Sorters	0	

# sjj1cclean: secondary job isco clean			
Value	Label	Cases	Percentage
9613	9613 - Sweepers and Related Labourers	7	0.1%
9621	9621 - Messengers, Package Deliverers and Luggage Porters	1	0.0%
9622	9622 - Odd-job Persons	1	0.0%
9623	9623 - Meter Readers and Vending-machine Collectors	0	
9624	9624 - Water and Firewood Collectors	20	0.4%
9629	9629 - Elementary Workers Not Elsewhere Classified	0	
9999	9999 - Not elsewhere classified	0	
Sysmiss		41694	
Warning: these figures indicate the number of cases found in the data file. They cannot be interpreted as summary statistics of the population of interest.			
# sjj2ccleansection: secondary job isic section clean			
Information	[Type= discrete] [Format=numeric] [Range= 1-20] [Missing=*]		
Statistics [NW/ W]	[Valid=5145 /-] [Invalid=41694 /-]		
Literal question	Secondary job ISIC section		
Value	Label	Cases	Percentage
1	01 Agriculture forestry and fishing	3168	61.6%
2	02 Mining and quarrying	8	0.2%
3	03 Manufacturing	324	6.3%
4	04 Electricity gas steam air con	0	
5	05 Water supply sewerage waste mgmt	8	0.2%
6	06 Construction	79	1.5%
7	07 Wholesale and retail trade	798	15.5%
8	08 Transport storage	295	5.7%
9	09 Accommodation food services	198	3.8%
10	10 Information and communication	5	0.1%
11	11 Financial and insurance	13	0.3%
12	12 Real estate	20	0.4%
13	13 Professional scientific technical	9	0.2%
14	14 Admin support service	14	0.3%
15	15 Public admin defence social security	6	0.1%
16	16 Education	42	0.8%
17	17 Human health social work	20	0.4%
18	18 Arts entertainment recreation	9	0.2%
19	19 Other service activities	128	2.5%
20	20 Households as employers	1	0.0%
Sysmiss		41694	
Warning: these figures indicate the number of cases found in the data file. They cannot be interpreted as summary statistics of the population of interest.			
# sjj2cclean: secondary job isic clean			
Information	[Type= discrete] [Format=numeric] [Range= 111-9999] [Missing=*]		
Statistics [NW/ W]	[Valid=5145 /-] [Invalid=41694 /-]		
Literal question	Secondary job ISIC		
Value	Label	Cases	Percentage
111	0111 - Growing of cereals (except rice), leguminous crops an	842	16.4%
112	0112 - Growing of rice	122	2.4%

sjj2cclean: secondary job isic clean

Value	Label	Cases	Percentage
113	0113 - Growing of vegetables and melons, roots and tubers	930	18.1%
114	0114 - Growing of sugar cane	2	0.0%
115	0115 - Growing of tobacco	0	
116	0116 - Growing of fibre crops	3	0.1%
119	0119 - Growing of other non-perennial crops	234	4.5%
121	0121 - Growing of grapes	0	
122	0122 - Growing of tropical and subtropical fruits	12	0.2%
123	0123 - Growing of citrus fruits	0	
124	0124 - Growing of pome fruits and stone fruits	0	
125	0125 - Growing of other tree and bush fruits and nuts	11	0.2%
126	0126 - Growing of oleaginous fruits	18	0.3%
127	0127 - Growing of beverage crops	21	0.4%
128	0128 - Growing of spices, aromatic, drug and pharmaceutical	0	
129	0129 - Growing of other perennial crops	1	0.0%
130	0130 - Plant propagation	1	0.0%
141	0141 - Raising of cattle and buffaloes	157	3.1%
142	0142 - Raising of horses and other equines	2	0.0%
143	0143 - Raising of camels and camelids	2	0.0%
144	0144 - Raising of sheep and goats	388	7.5%
145	0145 - Raising of swine/pigs	14	0.3%
146	0146 - Raising of poultry	79	1.5%
149	0149 - Raising of other animals	1	0.0%
150	0150 - Mixed farming	169	3.3%
161	0161 - Support activities for crop production	27	0.5%
162	0162 - Support activities for animal production	6	0.1%
163	0163 - Post-harvest crop activities	9	0.2%
164	0164 - Seed processing for propagation	0	
170	0170 - Hunting, trapping and related service activities	8	0.2%
210	0210 - Silviculture and other forestry activities	0	
220	0220 - Logging	13	0.3%
230	0230 - Gathering of non-wood forest products	2	0.0%
240	0240 - Support services to forestry	0	
311	0311 - Marine fishing	6	0.1%
312	0312 - Freshwater fishing	81	1.6%
321	0321 - Marine aquaculture	0	
322	0322 - Freshwater aquaculture	7	0.1%
510	0510 - Mining of hard coal	0	
520	0520 - Mining of lignite	0	
610	0610 - Extraction of crude petroleum	0	
620	0620 - Extraction of natural gas	0	
710	0710 - Mining of iron ores	0	
721	0721 - Mining of uranium and thorium ores	0	
729	0729 - Mining of other non-ferrous metal ores	2	0.0%
810	0810 - Quarrying of stone, sand and clay	5	0.1%
891	0891 - Mining of chemical and fertilizer minerals	0	

sjj2cclean: secondary job isic clean

Value	Label	Cases	Percentage
892	0892 - Extraction of peat	0	
893	0893 - Extraction of salt	0	
899	0899 - Other mining and quarrying n.e.c.	0	
910	0910 - Support activities for petroleum and natural gas extr	0	
990	0990 - Support activities for other mining and quarrying	1	0.0%
1010	1010 - Processing and preserving of meat	19	0.4%
1020	1020 - Processing and preserving of fish, crustaceans and mo	7	0.1%
1030	1030 - Processing and preserving of fruit and vegetables	19	0.4%
1040	1040 - Manufacture of vegetable and animal oils and fats	29	0.6%
1050	1050 - Manufacture of dairy products	10	0.2%
1061	1061 - Manufacture of grain mill products	26	0.5%
1062	1062 - Manufacture of starches and starch products	3	0.1%
1071	1071 - Manufacture of bakery products	6	0.1%
1072	1072 - Manufacture of sugar	0	
1073	1073 - Manufacture of cocoa, chocolate and sugar confectione	1	0.0%
1074	1074 - Manufacture of macaroni, noodles, couscous and simila	1	0.0%
1075	1075 - Manufacture of prepared meals and dishes	0	
1079	1079 - Manufacture of other food products n.e.c.,	8	0.2%
1080	1080 - Manufacture of prepared animal feeds	0	
1101	1101 - Distilling, rectifying and blending of spirits	0	
1102	1102 - Manufacture of wines	14	0.3%
1103	1103 - Manufacture of malt liquors and malt	6	0.1%
1104	1104 - Manufacture of soft drinks; production of mineral wat	3	0.1%
1200	1200 - Manufacture of tobacco products	0	
1311	1311 - Preparation and spinning of textile fibres	0	
1312	1312 - Weaving of textiles	4	0.1%
1313	1313 - Finishing of textiles	0	
1391	1391 - Manufacture of knitted and crocheted fabrics	1	0.0%
1392	1392 - Manufacture of made-up textile articles, except appar	1	0.0%
1393	1393 - Manufacture of carpets and rugs	1	0.0%
1394	1394 - Manufacture of cordage, rope, twine and netting	9	0.2%
1399	1399 - Manufacture of other textiles n.e.c.	0	
1410	1410 - Manufacture of wearing apparel, except fur apparel	89	1.7%
1420	1420 - Manufacture of articles of fur	0	
1430	1430 - Manufacture of knitted and crocheted apparel	0	
1511	1511 - Tanning and dressing of leather; dressing and dyeing	1	0.0%
1512	1512 - Manufacture of luggage, handbags and the like, saddle	1	0.0%
1520	1520 - Manufacture of footwear	3	0.1%
1610	1610 - Sawmilling and planing of wood	3	0.1%
1621	1621 - Manufacture of veneer sheets and wood-based panels	0	
1622	1622 - Manufacture of builders' carpentry and joinery	8	0.2%
1623	1623 - Manufacture of wooden containers	0	
1629	1629 - Manufacture of other products of wood; manufacture of	3	0.1%
1701	1701 - Manufacture of pulp, paper and paperboard	0	
1702	1702 - Manufacture of corrugated paper and paperboard and of	0	

sjj2cclean: secondary job isic clean

Value	Label	Cases	Percentage
1709	1709 - Manufacture of other articles of paper and paperboard	0	
1811	1811 - Printing	1	0.0%
1812	1812 - Service activities related to printing	0	
1820	1820 - Reproduction of recorded media	0	
1910	1910 - Manufacture of coke oven products	0	
1920	1920 - Manufacture of refined petroleum products	0	
2011	2011 - Manufacture of basic chemicals	0	
2012	2012 - Manufacture of fertilizers and nitrogen compounds	0	
2013	2013 - Manufacture of plastics and synthetic rubber in prima	0	
2021	2021 - Manufacture of pesticides and other agrochemical prod	0	
2022	2022 - Manufacture of paints, varnishes and similar coatings	0	
2023	2023 - Manufacture of soap and detergents, cleaning and poli	3	0.1%
2029	2029 - Manufacture of other chemical products n.e.c.	0	
2030	2030 - Manufacture of man-made fibres	0	
2100	2100 - Manufacture of pharmaceuticals, medicinal chemical an	0	
2211	2211 - Manufacture of rubber tyres and tubes; retreading and	0	
2219	2219 - Manufacture of other rubber products	0	
2220	2220 - Manufacture of plastics products	0	
2310	2310 - Manufacture of glass and glass products	0	
2391	2391 - Manufacture of refractory products	0	
2392	2392 - Manufacture of clay building materials	0	
2393	2393 - Manufacture of other porcelain and ceramic products	0	
2394	2394 - Manufacture of cement, lime and plaster	0	
2395	2395 - Manufacture of articles of concrete, cement and plast	9	0.2%
2396	2396 - Cutting, shaping and finishing of stone	1	0.0%
2399	2399 - Manufacture of other non-metallic mineral products n.	0	
2410	2410 - Manufacture of basic iron and steel	0	
2420	2420 - Manufacture of basic precious and other non-ferrous m	2	0.0%
2431	2431 - Casting of iron and steel	2	0.0%
2432	2432 - Casting of non-ferrous metals	0	
2511	2511 - Manufacture of structural metal products	5	0.1%
2512	2512 - Manufacture of tanks, reservoirs and containers of me	0	
2513	2513 - Manufacture of steam generators, except central heati	0	
2520	2520 - Manufacture of weapons and ammunition	0	
2591	2591 - Forging, pressing, stamping and roll-forming of metal	1	0.0%
2592	2592 - Treatment and coating of metals; machining	0	
2593	2593 - Manufacture of cutlery, hand tools and general hardwa	8	0.2%
2599	2599 - Manufacture of other fabricated metal products n.e.c.	1	0.0%
2610	2610 - Manufacture of electronic components and boards	0	
2620	2620 - Manufacture of computers and peripheral equipment	0	
2630	2630 - Manufacture of communication equipment	0	
2640	2640 - Manufacture of consumer electronics	0	
2651	2651 - Manufacture of measuring, testing, navigating and con	0	
2652	2652 - Manufacture of watches and clocks	0	
2660	2660 - Manufacture of irradiation, electromedical and electr	0	

sjj2cclean: secondary job isic clean

Value	Label	Cases	Percentage
2670	2670 - Manufacture of optical instruments and photographic e	0	
2680	2680 - Manufacture of magnetic and optical media	0	
2710	2710 - Manufacture of electric motors, generators, transform	0	
2720	2720 - Manufacture of batteries and accumulators	0	
2731	2731 - Manufacture of fibre optic cables	0	
2732	2732 - Manufacture of other electronic and electric wires an	0	
2733	2733 - Manufacture of wiring devices	0	
2740	2740 - Manufacture of electric lighting equipment	0	
2750	2750 - Manufacture of domestic appliances	0	
2790	2790 - Manufacture of other electrical equipment	0	
2811	2811 - Manufacture of engines and turbines, except aircraft,	0	
2812	2812 - Manufacture of fluid power equipment	0	
2813	2813 - Manufacture of other pumps, compressors, taps and val	0	
2814	2814 - Manufacture of bearings, gears, gearing and driving e	0	
2815	2815 - Manufacture of ovens, furnaces and furnace burners	0	
2816	2816 - Manufacture of lifting and handling equipment	0	
2817	2817 - Manufacture of office machinery and equipment (except	0	
2818	2818 - Manufacture of power-driven hand tools	0	
2819	2819 - Manufacture of other general-purpose machinery	0	
2821	2821 - Manufacture of agricultural and forestry machinery	0	
2822	2822 - Manufacture of metal-forming machinery and machine to	0	
2823	2823 - Manufacture of machinery for metallurgy	0	
2824	2824 - Manufacture of machinery for mining, quarrying and co	0	
2825	2825 - Manufacture of machinery for food, beverage and tobac	1	0.0%
2826	2826 - Manufacture of machinery for textile, apparel and lea	0	
2829	2829 - Manufacture of other special-purpose machinery	0	
2910	2910 - Manufacture of motor vehicles	0	
2920	2920 - Manufacture of bodies (coachwork) for motor vehicles;	0	
2930	2930 - Manufacture of parts and accessories for motor vehicl	0	
3011	3011 - Building of ships and floating structures	0	
3012	3012 - Building of pleasure and sporting boats	0	
3020	3020 - Manufacture of railway locomotives and rolling stock	0	
3030	3030 - Manufacture of air and spacecraft and related machine	0	
3040	3040 - Manufacture of military fighting vehicles	0	
3091	3091 - Manufacture of motorcycles	0	
3092	3092 - Manufacture of bicycles and invalid carriages	0	
3099	3099 - Manufacture of other transport equipment n.e.c.	0	
3100	3100 - Manufacture of furniture	9	0.2%
3211	3211 - Manufacture of jewellery and related articles	0	
3212	3212 - Manufacture of imitation jewellery and related articl	1	0.0%
3220	3220 - Manufacture of musical instruments	0	
3230	3230 - Manufacture of sports goods	0	
3240	3240 - Manufacture of games and toys	0	
3250	3250 - Manufacture of medical and dental instruments and sup	0	
3290	3290 - Other manufacturing n.e.c.	1	0.0%

sjj2cclean: secondary job isic clean

Value	Label	Cases	Percentage
3311	3311 - Repair of fabricated metal products	0	
3312	3312 - Repair of machinery	1	0.0%
3313	3313 - Repair of electronic and optical equipment	0	
3314	3314 - Repair of electrical equipment	1	0.0%
3315	3315 - Repair of transport equipment, except motor vehicles	1	0.0%
3319	3319 - Repair of other equipment	0	
3320	3320 - Installation of industrial machinery and equipment	0	
3510	3510 - Electric power generation, transmission and distribut	0	
3520	3520 - Manufacture of gas; distribution of gaseous fuels thr	0	
3530	3530 - Steam and air conditioning supply	0	
3600	3600 - Water collection, treatment and supply	6	0.1%
3700	3700 - Sewerage	0	
3811	3811 - Collection of non-hazardous waste	2	0.0%
3812	3812 - Collection of hazardous waste	0	
3821	3821 - Treatment and disposal of non-hazardous waste	0	
3822	3822 - Treatment and disposal of hazardous waste	0	
3830	3830 - Materials recovery	0	
3900	3900 - Remediation activities and other waste management ser	0	
4100	4100 - Construction of buildings	48	0.9%
4210	4210 - Construction of roads and railways	0	
4220	4220 - Construction of utility projects	1	0.0%
4290	4290 - Construction of other civil engineering projects	0	
4311	4311 - Demolition	0	
4312	4312 - Site preparation	0	
4321	4321 - Electrical installation	12	0.2%
4322	4322 - Plumbing, heat and air-conditioning installation	4	0.1%
4329	4329 - Other construction installation	0	
4330	4330 - Building completion and finishing	13	0.3%
4390	4390 - Other specialized construction activities	1	0.0%
4510	4510 - Sale of motor vehicles	7	0.1%
4520	4520 - Maintenance and repair of motor vehicles	13	0.3%
4530	4530 - Sale of motor vehicle parts and accessories	2	0.0%
4540	4540 - Sale, maintenance and repair of motorcycles and relat	10	0.2%
4610	4610 - Wholesale on a fee or contract basis	1	0.0%
4620	4620 - Wholesale of agricultural raw materials and live anim	46	0.9%
4630	4630 - Wholesale of food, beverages and tobacco	13	0.3%
4641	4641 - Wholesale of textiles, clothing and footwear	2	0.0%
4649	4649 - Wholesale of other household goods	1	0.0%
4651	4651 - Wholesale of computers, computer peripheral equipment	0	
4652	4652 - Wholesale of electronic and telecommunications equipm	0	
4653	4653 - Wholesale of agricultural machinery, equipment and su	0	
4659	4659 - Wholesale of other machinery and equipment	0	
4661	4661 - Wholesale of solid, liquid and gaseous fuels and rela	13	0.3%
4662	4662 - Wholesale of metals and metal ores	0	
4663	4663 - Wholesale of construction materials, hardware, plumbi	6	0.1%

sjj2cclean: secondary job isic clean

Value	Label	Cases	Percentage
4669	4669 - Wholesale of waste and scrap and other products n.e.c	3	0.1%
4690	4690 - Non-specialized wholesale trade	0	
4711	4711 - Retail sale in non-specialized stores with food, beve	135	2.6%
4719	4719 - Other retail sale in non-specialized stores	34	0.7%
4721	4721 - Retail sale of food in specialized stores	87	1.7%
4722	4722 - Retail sale of beverages in specialized stores	39	0.8%
4723	4723 - Retail sale of tobacco products in specialized stores	1	0.0%
4730	4730 - Retail sale of automotive fuel in specialized stores	6	0.1%
4741	4741 - Retail sale of computers, peripheral units, software	6	0.1%
4742	4742 - Retail sale of audio and video equipment in specializ	0	
4751	4751 - Retail sale of textiles in specialized stores	4	0.1%
4752	4752 - Retail sale of hardware, paints and glass in speciali	3	0.1%
4753	4753 - Retail sale of carpets, rugs, wall and floor covering	0	
4759	4759 - Retail sale of electrical household appliances, furni	5	0.1%
4761	4761 - Retail sale of books, newspapers and stationary in sp	3	0.1%
4762	4762 - Retail sale of music and video recordings in speciali	0	
4763	4763 - Retail sale of sporting equipment in specialized stor	0	
4764	4764 - Retail sale of games and toys in specialized stores	0	
4771	4771 - Retail sale of clothing, footwear and leather article	31	0.6%
4772	4772 - Retail sale of pharmaceutical and medical goods, cosm	18	0.3%
4773	4773 - Other retail sale of new goods in specialized stores	21	0.4%
4774	4774 - Retail sale of second-hand goods	18	0.3%
4781	4781 - Retail sale via stalls and markets of food, beverages	225	4.4%
4782	4782 - Retail sale via stalls and markets of textiles, cloth	12	0.2%
4789	4789 - Retail sale via stalls and markets of other goods	15	0.3%
4791	4791 - Retail sale via mail order houses or via Internet	1	0.0%
4799	4799 - Other retail sale not in stores, stalls or markets	17	0.3%
4911	4911 - Passenger rail transport, interurban	0	
4912	4912 - Freight rail transport	1	0.0%
4921	4921 - Urban and suburban passenger land transport	279	5.4%
4922	4922 - Other passenger land transport	3	0.1%
4923	4923 - Freight transport by road	8	0.2%
4930	4930 - Transport via pipeline	0	
5011	5011 - Sea and coastal passenger water transport	0	
5012	5012 - Sea and coastal freight water transport	0	
5021	5021 - Inland passenger water transport	0	
5022	5022 - Inland freight water transport	2	0.0%
5110	5110 - Passenger air transport	0	
5120	5120 - Freight air transport	0	
5210	5210 - Warehousing and storage	0	
5221	5221 - Service activities incidental to land transportation	1	0.0%
5222	5222 - Service activities incidental to water transportation	0	
5223	5223 - Service activities incidental to air transportation	0	
5224	5224 - Cargo handling	1	0.0%
5229	5229 - Other transportation support activities	0	

sjj2cclean: secondary job isic clean

Value	Label	Cases	Percentage
5310	5310 - Postal activities	0	
5320	5320 - Courier activities	0	
5510	5510 - Short term accommodation activities	1	0.0%
5520	5520 - Camping grounds, recreational vehicle parks and trail	0	
5590	5590 - Other accommodation	0	
5610	5610 - Restaurants and mobile food service activities	161	3.1%
5621	5621 - Event catering	6	0.1%
5629	5629 - Other food service activities	21	0.4%
5630	5630 - Beverage serving activities	9	0.2%
5811	5811 - Book publishing	0	
5812	5812 - Publishing of directories and mailing lists	0	
5813	5813 - Publishing of newspapers, journals and periodicals	1	0.0%
5819	5819 - Other publishing activities	0	
5820	5820 - Software publishing	0	
5911	5911 - Motion picture, video and television programme produc	0	
5912	5912 - Motion picture, video and television programme post-p	0	
5913	5913 - Motion picture, video and television programme distri	0	
5914	5914 - Motion picture projection activities	0	
5920	5920 - Sound recording and music publishing activities	1	0.0%
6010	6010 - Radio broadcasting	1	0.0%
6020	6020 - Television programming and broadcasting activities	0	
6110	6110 - Wired telecommunications activities	0	
6120	6120 - Wireless telecommunications activities	0	
6130	6130 - Satellite telecommunications activities	0	
6190	6190 - Other telecommunications activities	0	
6201	6201 - Computer programming activities	0	
6202	6202 - Computer consultancy and computer facilities manageme	1	0.0%
6209	6209 - Other information technology and computer service act	0	
6311	6311 - Data processing, hosting and related activities	0	
6312	6312 - Web portals	0	
6391	6391 - News agency activities	0	
6399	6399 - Other information service activities n.e.c.	1	0.0%
6411	6411 - Central banking	0	
6419	6419 - Other monetary intermediation	5	0.1%
6420	6420 - Activities of holding companies	0	
6430	6430 - Trusts, funds and similar financial entities	0	
6491	6491 - Financial leasing	0	
6492	6492 - Other credit granting	0	
6499	6499 - Other financial service activities, except insurance	7	0.1%
6511	6511 - Life insurance	0	
6512	6512 - Non-life insurance	0	
6520	6520 - Reinsurance	0	
6530	6530 - Pension funding	0	
6611	6611 - Administration of financial markets	0	
6612	6612 - Security and commodity contracts brokerage	1	0.0%

sjj2cclean: secondary job isic clean

Value	Label	Cases	Percentage
6619	6619 - Other activities auxiliary to financial service activ	0	
6621	6621 - Risk and damage evaluation	0	
6622	6622 - Activities of insurance agents and brokers	0	
6629	6629 - Other activities auxiliary to insurance and pension f	0	
6630	6630 - Fund management activities	0	
6810	6810 - Real estate activities with own or leased property	14	0.3%
6820	6820 - Real estate activities on a fee or contract basis	6	0.1%
6910	6910 - Legal activities	1	0.0%
6920	6920 - Accounting, bookkeeping and auditing activities; tax	1	0.0%
7010	7010 - Activities of head offices	0	
7020	7020 - Management consultancy activities	0	
7110	7110 - Architectural and engineering activities and related	1	0.0%
7120	7120 - Technical testing and analysis	0	
7210	7210 - Research and experimental development on natural scie	0	
7220	7220 - Research and experimental development on social scien	0	
7310	7310 - Advertising	0	
7320	7320 - Market research and public opinion polling	0	
7410	7410 - Specialized design activities	5	0.1%
7420	7420 - Photographic activities	1	0.0%
7490	7490 - Other professional, scientific and technical activiti	0	
7500	7500 - Veterinary activities	0	
7710	7710 - Renting and leasing of motor vehicles	0	
7721	7721 - Renting and leasing of recreational and sports goods	0	
7722	7722 - Renting of video tapes and disks	0	
7729	7729 - Renting and leasing of other personal and household g	3	0.1%
7730	7730 - Renting and leasing of other machinery, equipment and	1	0.0%
7740	7740 - Leasing of intellectual property and similar products	0	
7810	7810 - Activities of employment placement agencies	0	
7820	7820 - Temporary employment agency activities	0	
7830	7830 - Other human resources provision	0	
7911	7911 - Travel agency activities	0	
7912	7912 - Tour operator activities	0	
7990	7990 - Other reservation service and related activities	0	
8010	8010 - Private security activities	7	0.1%
8020	8020 - Security systems service activities	0	
8030	8030 - Investigation activities	0	
8110	8110 - Combined facilities support activities	0	
8121	8121 - General cleaning of buildings	1	0.0%
8129	8129 - Other building and industrial cleaning activities	0	
8130	8130 - Landscape care and maintenance service activities	0	
8211	8211 - Combined office administrative service activities	0	
8219	8219 - Photocopying, document preparation and other speciali	0	
8220	8220 - Activities of call centres	0	
8230	8230 - Organization of conventions and trade shows	1	0.0%
8291	8291 - Activities of collection agencies and credit bureaus	0	

sjj2cclean: secondary job isic clean

Value	Label	Cases	Percentage
8292	8292 - Packaging activities	0	
8299	8299 - Other business support service activities n.e.c.	1	0.0%
8411	8411 - General public administration activities	5	0.1%
8412	8412 - Regulation of the activities of providing health care	0	
8413	8413 - Regulation of and contribution to more efficient oper	0	
8421	8421 - Foreign affairs	0	
8422	8422 - Defence activities	0	
8423	8423 - Public order and safety activities	1	0.0%
8430	8430 - Compulsory social security activities	0	
8510	8510 - Pre-primary and primary education	16	0.3%
8521	8521 - General secondary education	11	0.2%
8522	8522 - Technical and vocational secondary education	0	
8530	8530 - Higher education	3	0.1%
8541	8541 - Sports and recreation education	0	
8542	8542 - Cultural education	0	
8549	8549 - Other education n.e.c.	12	0.2%
8550	8550 - Educational support activities	0	
8610	8610 - Hospital activities	5	0.1%
8620	8620 - Medical and dental practice activities	1	0.0%
8690	8690 - Other human health activities	12	0.2%
8710	8710 - Residential nursing care facilities	1	0.0%
8720	8720 - Residential care activities for mental retardation, m	0	
8730	8730 - Residential care activities for the elderly and disab	0	
8790	8790 - Other residential care activities	1	0.0%
8810	8810 - Social work activities without accommodation for the	0	
8890	8890 - Other social work activities without accommodation	0	
9000	9000 - Creative, arts and entertainment activities	7	0.1%
9101	9101 - Library and archives activities	0	
9102	9102 - Museums activities and operation of historical sites	0	
9103	9103 - Botanical and zoological gardens and nature reserves	1	0.0%
9200	9200 - Gambling and betting activities	1	0.0%
9311	9311 - Operation of sports facilities	0	
9312	9312 - Activities of sports clubs	0	
9319	9319 - Other sports activities	0	
9321	9321 - Activities of amusement parks and theme parks	0	
9329	9329 - Other amusement and recreation activities n.e.c.	0	
9411	9411 - Activities of business and employers membership organ	0	
9412	9412 - Activities of professional membership organizations	0	
9420	9420 - Activities of trade unions	0	
9491	9491 - Activities of religious organizations	30	0.6%
9492	9492 - Activities of political organizations	1	0.0%
9499	9499 - Activities of other membership organizations n.e.c.	0	
9511	9511 - Repair of computers and peripheral equipment	0	
9512	9512 - Repair of communication equipment	3	0.1%
9521	9521 - Repair of consumer electronics	0	

# sjj2cclean: secondary job isic clean			
Value	Label	Cases	Percentage
9522	9522 - Repair of household appliances and home and garden eq	0	
9523	9523 - Repair of footwear and leather goods	2	0.0%
9524	9524 - Repair of furniture and home furnishings	2	0.0%
9529	9529 - Repair of other personal and household goods	1	0.0%
9601	9601 - Washing and (dry-) cleaning of textile and fur produc	8	0.2%
9602	9602 - Hairdressing and other beauty treatment	74	1.4%
9603	9603 - Funeral and related activities	0	
9609	9609 - Other personal service activities n.e.c.	7	0.1%
9700	9700 - Activities of households as employers of domestic per	1	0.0%
9810	9810 - Undifferentiated goods-producing activities of privat	0	
9820	9820 - Undifferentiated service-producing activities of priv	0	
9900	9900 - Activities of extraterritorial organizations and bodi	0	
9999	9999 - Not elsewhere classified	0	
Sysmiss		41694	
Warning: these figures indicate the number of cases found in the data file. They cannot be interpreted as summary statistics of the population of interest.			
# sjj3: sjj3. in this second job, do you workâ€™?			
Information	[Type= discrete] [Format=numeric] [Range= 1-5] [Missing=*]		
Statistics [NW/ W]	[Valid=5145 /-] [Invalid=41694 /-]		
Literal question	In this second job, do you (NAME) work?		
Value	Label	Cases	Percentage
1	As an employee	147	2.9%
2	In (your/his/her) own business activity	4502	87.5%
3	Helping in a household business	479	9.3%
4	As an apprentice, intern	15	0.3%
5	Helping a household member who works for someone else	2	0.0%
Sysmiss		41694	
Warning: these figures indicate the number of cases found in the data file. They cannot be interpreted as summary statistics of the population of interest.			
# sjj4: sjj4. how many hours do you usually work per week in your second job?			
Information	[Type= continuous] [Format=numeric] [Range= 1-90] [Missing=*]		
Statistics [NW/ W]	[Valid=5145 /-] [Invalid=41694 /-] [Mean=23.326 /-] [StdDev=11.286 /-]		
Literal question	How many hours do you (NAME) usually work per week in your second job?		
# sjj5: sjj5. total hours usually worked per week in main job and secondary job			
Information	[Type= continuous] [Format=numeric] [Range= 2-168] [Missing=*]		
Statistics [NW/ W]	[Valid=19629 /-] [Invalid=27210 /-] [Mean=48.616 /-] [StdDev=20.025 /-]		
Literal question	Total hours usually worked per week in main job and secondary job (MJJ_12 + SJJ_4)		
Interviewer's instructions	Enumerator to check and confirm with respondent		
# sjj5b: sjj5b. on how many days do you usually work each week including the main job and			
Information	[Type= discrete] [Format=numeric] [Range= 1-7] [Missing=*]		
Statistics [NW/ W]	[Valid=19629 /-] [Invalid=27210 /-]		
Literal question	On how many days do you (NAME) usually work each week including the main job and secondary job?		
Interviewer's instructions	Range from 1 to 7		

# sjj5b: sjj5b. on how many days do you usually work each week including the main job and			
Value	Label	Cases	Percentage
1		78	0.4%
2		318	1.6%
3		602	3.1%
4		725	3.7%
5		2980	15.2%
6		7482	38.1%
7		7444	37.9%
Sysmiss		27210	
Warning: these figures indicate the number of cases found in the data file. They cannot be interpreted as summary statistics of the population of interest.			
# sjj5c: sjj5c. how many weeks do you usually work each month including the main job and			
Information	[Type= discrete] [Format=numeric] [Range= 1-4] [Missing=*]		
Statistics [NW/ W]	[Valid=19629 /-] [Invalid=27210 /-]		
Interviewer's instructions	Range from 1 to 4		
Value	Label	Cases	Percentage
1		13	0.1%
2		163	0.8%
3		545	2.8%
4		18908	96.3%
Sysmiss		27210	
Warning: these figures indicate the number of cases found in the data file. They cannot be interpreted as summary statistics of the population of interest.			
# sjj5d: sjj5d. how many months do you usually work each year including the main job and			
Information	[Type= discrete] [Format=numeric] [Range= 1-12] [Missing=*]		
Statistics [NW/ W]	[Valid=19629 /-] [Invalid=27210 /-]		
Literal question	How many months do you (NAME) usually work each year including the main job and year including the main job and secondary job?		
Interviewer's instructions	Range from 1 to 12		
Value	Label	Cases	Percentage
1		15	0.1%
2		12	0.1%
3		22	0.1%
4		108	0.6%
5		99	0.5%
6		423	2.2%
7		353	1.8%
8		620	3.2%
9		624	3.2%
10		807	4.1%
11		682	3.5%
12		15864	80.8%
Sysmiss		27210	
Warning: these figures indicate the number of cases found in the data file. They cannot be interpreted as summary statistics of the population of interest.			
# sjj6: sjj6. during the last four weeks, did you look for additional or other paid work			
Information	[Type= discrete] [Format=numeric] [Range= 1-3] [Missing=*]		

# sjj6: sjj6. during the last four weeks, did you look for additional or other paid work			
Statistics [NW/ W]		[Valid=19629 /-] [Invalid=27210 /-]	
Literal question		During the last four weeks, did you (NAME) look for additional or other paid work?	
Value	Label	Cases	Percentage
1	YES	1875	<div><div></div></div> 9.6%
2	NO	17737	<div><div></div></div> 90.4%
3	DON'T KNOW	17	<div><div></div></div> 0.1%
Sysmiss		27210	
Warning: these figures indicate the number of cases found in the data file. They cannot be interpreted as summary statistics of the population of interest.			
# sjj7: sjj7. would you want to work more hours per week than usually worked, provided			
Information		[Type= discrete] [Format=numeric] [Range= 1-2] [Missing=*]	
Statistics [NW/ W]		[Valid=19629 /-] [Invalid=27210 /-]	
Literal question		Would you (NAME) want to work more hours per week than usually worked, provided the extra hours?	
Post-question		IF SJJ_7 = 2 GO TO SJJ_10	
Value	Label	Cases	Percentage
1	YES	6158	<div><div></div></div> 31.4%
2	NO	13471	<div><div></div></div> 68.6%
Sysmiss		27210	
Warning: these figures indicate the number of cases found in the data file. They cannot be interpreted as summary statistics of the population of interest.			
# sjj8: sjj8. could you start working more hours within the next two weeks?			
Information		[Type= discrete] [Format=numeric] [Range= 1-2] [Missing=*]	
Statistics [NW/ W]		[Valid=6158 /-] [Invalid=40681 /-]	
Literal question		Could you (NAME) start working more hours within the next two weeks?	
Post-question		IF SJJ_8 = 2 GO TO SJJ_10	
Value	Label	Cases	Percentage
1	YES	5419	<div><div></div></div> 88.0%
2	NO	739	<div><div></div></div> 12.0%
Sysmiss		40681	
Warning: these figures indicate the number of cases found in the data file. They cannot be interpreted as summary statistics of the population of interest.			
# sjj9: sjj9. how many additional hours per week could you work?			
Information		[Type= continuous] [Format=numeric] [Range= 1-80] [Missing=*]	
Statistics [NW/ W]		[Valid=5419 /-] [Invalid=41420 /-] [Mean=20.073 /-] [StdDev=11.421 /-]	
Literal question		How many additional hours per week could you (NAME) work?	
# sjj10: sjj10. what is the easiest way for you to tell us your wages or salary before ta			
Information		[Type= discrete] [Format=numeric] [Range= 1-7] [Missing=*]	
Statistics [NW/ W]		[Valid=19629 /-] [Invalid=27210 /-]	
Literal question		What is the easiest way for you (NAME) to tell us yourwages or salary or earnings before taxes or any other deductions? Would it be	
Post-question		IF SJJ_10 = 7 GO TO SJJ_13	
Value	Label	Cases	Percentage
1	HOURLY	34	<div><div></div></div> 0.2%
2	DAILY	4187	<div><div></div></div> 21.3%
3	WEEKLY	5738	<div><div></div></div> 29.2%

# sjj10: sjj10. what is the easiest way for you to tell us your wages or salary before ta			
Value	Label	Cases	Percentage
4	FORTNIGHTLY (EVERY TWO WEEKS)	414	<div><div></div></div> 2.1%
5	MONTHLY	4131	<div><div></div></div> 21.0%
6	ANNUALLY	2657	<div><div></div></div> 13.5%
7	NO PAYMENT	2468	<div><div></div></div> 12.6%
Sysmiss		27210	
Warning: these figures indicate the number of cases found in the data file. They cannot be interpreted as summary statistics of the population of interest.			
# sjj11a: sjj11a. do you usually receive any tips or commission?			
Information	[Type= discrete] [Format=numeric] [Range= 1-2] [Missing=*]		
Statistics [NW/ W]	[Valid=17161 /-] [Invalid=29678 /-]		
Literal question	Do you (NAME) usually receive any commissions?		
Value	Label	Cases	Percentage
1	YES	1427	<div><div></div></div> 8.3%
2	NO	15734	<div><div></div></div> 91.7%
Sysmiss		29678	
Warning: these figures indicate the number of cases found in the data file. They cannot be interpreted as summary statistics of the population of interest.			
# sjj11b: sjj11b. do you usually receive any tips?			
Information	[Type= discrete] [Format=numeric] [Range= 1-2] [Missing=*]		
Statistics [NW/ W]	[Valid=17161 /-] [Invalid=29678 /-]		
Literal question	Do you (NAME) usually receive any tip		
Value	Label	Cases	Percentage
1	YES	2056	<div><div></div></div> 12.0%
2	NO	15105	<div><div></div></div> 88.0%
Sysmiss		29678	
Warning: these figures indicate the number of cases found in the data file. They cannot be interpreted as summary statistics of the population of interest.			
# sjj12: sjj12. what is your hourly/daily/weekly/fortnightly/monthly/annually (chosen abo			
Information	[Type= discrete] [Format=numeric] [Range= 1-9] [Missing=*]		
Statistics [NW/ W]	[Valid=17161 /-] [Invalid=29678 /-]		
Literal question	What is your (NAME'S) hourly/daily/weekly/fortnightly/monthly/annually (chosen above) wage or salary or earnings before deductions?		
Interviewer's instructions	(This covers both the main activity and secondary activity. Include commissions and tips)		
Value	Label	Cases	Percentage
1	< 5K	3379	<div><div></div></div> 19.7%
2	>=5K - <10k	3029	<div><div></div></div> 17.7%
3	>=10K - <20k	2365	<div><div></div></div> 13.8%
4	>=20K - <30k	1733	<div><div></div></div> 10.1%
5	>=30K - <50k	1671	<div><div></div></div> 9.7%
6	>=50K - <70k	1144	<div><div></div></div> 6.7%
7	>=70K - <100k	1371	<div><div></div></div> 8.0%
8	>=100K - <500k	2014	<div><div></div></div> 11.7%
9	>=500K	455	<div><div></div></div> 2.7%
Sysmiss		29678	
Warning: these figures indicate the number of cases found in the data file. They cannot be interpreted as summary statistics of the population of interest.			

# sjj13: sjj13. do you want to change (his/her) current employment situation?			
Information	[Type= discrete] [Format=numeric] [Range= 1-2] [Missing=*]		
Statistics [NW/ W]	[Valid=19629 /-] [Invalid=27210 /-]		
Literal question	Do you (NAME) want to change your current employment situation?		
Post-question	IF SJJ_13 = 2 GO TO END		
Value	Label	Cases	Percentage
1	YES	9632	49.1%
2	NO	9997	50.9%
Sysmiss		27210	
Warning: these figures indicate the number of cases found in the data file. They cannot be interpreted as summary statistics of the population of interest.			
# sjj14: sjj14. what is the main reason why you want to change your employment situation?			
Information	[Type= discrete] [Format=numeric] [Range= 1-9] [Missing=*]		
Statistics [NW/ W]	[Valid=9632 /-] [Invalid=37207 /-]		
Literal question	What is the main reason why you (NAME) want to change your employment situation?		
Post-question	IF SJJ_14 = 1 GO TO END IF SJJ_14 = 2 GO TO END IF SJJ_14 = 3 GO TO END IF SJJ_14 = 4 GO TO END IF SJJ_14 =5 GO TO END		
Value	Label	Cases	Percentage
1	PRESENT JOB(S) IS/ARE TEMPORARY	939	9.7%
2	TO HAVE A BETTER PAID JOB	5686	59.0%
3	TO HAVE MORE CLIENTS/BUSINESS	2079	21.6%
4	TO WORK MORE HOURS	29	0.3%
5	TO WORK FEWER HOURS	51	0.5%
6	TO BETTER MATCH SKILLS	166	1.7%
7	TO WORK CLOSER TO HOME	32	0.3%
8	TO IMPROVE OTHER WORKING CONDITIONS	597	6.2%
9	OTHER (SPECIFY)	53	0.6%
Sysmiss		37207	
Warning: these figures indicate the number of cases found in the data file. They cannot be interpreted as summary statistics of the population of interest.			
# sjj14oths: sjj14.others			
Information	[Type= discrete] [Format=character] [Missing=*]		
Statistics [NW/ W]	[Valid=53 /-] [Invalid=0 /-]		
Pre-question	What is the main reason why you (NAME) want to change your employment situation?		
Literal question	Others?		
Value	Label	Cases	Percentage
A YOUNG GRADUATE LOOKING FOR GOOD JOB.		1	1.9%
AMBITION TO FURTHER HIS EDUCATION.		1	1.9%

# sjj14oths: sjj14.others			
Value	Label	Cases	Percentage
HE IS WAITING FOR ADMISSION TO HIGHER INSTITUTIONS		1	<div><div></div></div> 1.9%
I NEED MONEY TO IMPROVE MY BUSINESS		1	<div><div></div></div> 1.9%
I AM A STUDENT		1	<div><div></div></div> 1.9%
I M GETTING OLDER,NO STRENGTH TO FARM AGAIN.		1	<div><div></div></div> 1.9%
I NEED MONEY TO IMPROVE MY BUSINESS		3	<div><div></div></div> 5.7%
I NEED MONEY TO OPEN MY OWN WORKSHOP		1	<div><div></div></div> 1.9%
IS STRESSFUL		1	<div><div></div></div> 1.9%
NEEDS CAPITAL FOR EXPANSION		1	<div><div></div></div> 1.9%
NEEDS MORE MONEY TO UPGRADE HER BUSINESS OF SELLING RICE, AND STOP FARMING .		1	<div><div></div></div> 1.9%
NO FARM LAND AGAIN AND ALSO TIRED OF FARMING WORK		1	<div><div></div></div> 1.9%
PRESENT JOB IS VERY STRESSFUL		1	<div><div></div></div> 1.9%
SHE WANTS TO ENTER UNIVERSITY		1	<div><div></div></div> 1.9%
SHE WANTS TO LEARN HAND WORK		1	<div><div></div></div> 1.9%
SHE WILL ENTER NURSERY SCHOOL THIS YEAR		1	<div><div></div></div> 1.9%
STUDENT		1	<div><div></div></div> 1.9%

sjj14oths: sjj14.others

Value	Label	Cases	Percentage
TO CHANGE BUSINESS		1	1.9%
TO CHANGE THE BUSINESS		1	1.9%
TO EXPAND BY HAVING MORE CENTRES		1	1.9%
TO EXPAND HER BUSINESS		1	1.9%
TO FURTHER HER EDUCATION.		2	3.8%
TO FURTHER HER EDUCATION.		1	1.9%
TO GET ADMISSION		1	1.9%
TO GET ANOTHER BUSINESS IN THE COMMUNITY		1	1.9%
TO GET MORE CAPITAL TO INCREASE MY FARMING ACTIVITIES		1	1.9%
TO HAVE A SHOP OF HER OWN		2	3.8%
TO HAVE A SHOP OF HER OWN AFTER APPRENTICESH		1	1.9%
TO HAVE A TAILORING SHOP OF HER OWN		2	3.8%
TO HAVE EASIER BUSINESS THAN WASHING AND IRONING		1	1.9%
TO HAVE HER OWN BUSINESS.		1	1.9%
TO HAVE HIS OWN BUSINESS		1	1.9%
TO HAVE INDIPENDENT BUSINESS TO RUN.		1	1.9%
TO HAVE MONEY AND OPEN A SHOP		1	1.9%

sjj14oths: sjj14.others

Value	Label	Cases	Percentage
INSTEAD OF HAWKING			
TO HAVE MONEY FOR EXPANSION		1	1.9%
TO HAVE MONEY FOR THE HAIRDRESSING SHOP SHE ABANDONED 4 YEARS AGO		1	1.9%
TO HAVE MONEY TO EXPAND THE BUSINESS		1	1.9%
TO HAVE MONEY TO OPEN HER OWN SHOP		1	1.9%
TO HAVE MONEY TO RENT SHOP FOR BUSINESS		1	1.9%
TO HAVE MONEY TO START A BUSINESS		1	1.9%
TO HAVE MONEY TO START A GOOD BUSINESS		1	1.9%
TO HAVE MONEY TO START BUSINESS		1	1.9%
TO LEARN OTHER SKILLS		1	1.9%
TO LEARN OTHER SKILLS. LIKE TAILORING.		1	1.9%
TO WORK IN GOVERNMENT SCHOOL		1	1.9%
WANT TO GO BACK TO SCHOOL.		1	1.9%
WANTS TO START HIS OWN BUSINESS OR TO GET HIS OWN WORK, SO THAT HE CAN MAKE HIS OWN MONEY		1	1.9%

# sjj14oths: sjj14.others			
Value	Label	Cases	Percentage
WISH TO GO BACK TO SCHOOL		1	1.9%
Warning: these figures indicate the number of cases found in the data file. They cannot be interpreted as summary statistics of the population of interest.			
# um1_1: um1. in the last four (4) weeks, were you looking for any kind of paid work?:loo			
Information	[Type= discrete] [Format=numeric] [Range= 0-1] [Missing=*/7]		
Statistics [NW/ W]	[Valid=6466 /-] [Invalid=40373 /-]		
Pre-question	In the last four weeks, did you (NAME) do		
Literal question	Look for any kind of paid work		
Post-question	If "No" in both UM_1a and UM_1b go to UM_4; otherwise continue		
Value	Label	Cases	Percentage
0	NO	5832	90.2%
1	YES	634	9.8%
7		1	
Sysmiss		40372	
Warning: these figures indicate the number of cases found in the data file. They cannot be interpreted as summary statistics of the population of interest.			
# um1_2: um1. in the last four (4) weeks, were you looking for any kind of paid work?:try			
Information	[Type= discrete] [Format=numeric] [Range= 0-1] [Missing=*/7]		
Statistics [NW/ W]	[Valid=6456 /-] [Invalid=40383 /-]		
Pre-question	In the last four weeks, did you (NAME) do		
Literal question	Try to start any kind of business		
Post-question	If "No" in both UM_1a and UM_1b go to UM_4; otherwise continue		
Value	Label	Cases	Percentage
0	NO	5774	89.4%
1	YES	682	10.6%
7		11	
Sysmiss		40372	
Warning: these figures indicate the number of cases found in the data file. They cannot be interpreted as summary statistics of the population of interest.			
# um2: um2. in the last four weeks, what kind of work/business arrangement were you			
Information	[Type= discrete] [Format=numeric] [Range= 1-3] [Missing=*]		
Statistics [NW/ W]	[Valid=888 /-] [Invalid=45951 /-]		
Literal question	In the last four weeks what kind of working/business arrangement were you (NAME)		
Value	Label	Cases	Percentage
1	FULL TIME	330	37.2%
2	PART-TIME	79	8.9%
3	ANY WORKING ARRANGEMENT	479	53.9%
Sysmiss		45951	
Warning: these figures indicate the number of cases found in the data file. They cannot be interpreted as summary statistics of the population of interest.			
# um3_1: um3. in the last four weeks what have you done to search for paid work (job):wai			
Information	[Type= discrete] [Format=numeric] [Range= 0-1] [Missing=*]		
Statistics [NW/ W]	[Valid=888 /-] [Invalid=45951 /-]		
Pre-question	In the last four weeks what have you (NAME) done to search for paid work (job) or to start a business?		

# um3_1: um3. in the last four weeks what have you done to search for paid work (job):wai			
Literal question		WAITED/REGISTERED AT EMPLOYMENT AGENCY/TRADE UNION	
Interviewer's instructions		MARK ALL APPLICABLE OPTIONS	
Value	Label	Cases	Percentage
0	NO	823	<div></div> 92.7%
1	YES	65	<div></div> 7.3%
Sysmiss		45951	
<i>Warning: these figures indicate the number of cases found in the data file. They cannot be interpreted as summary statistics of the population of interest.</i>			
# um3_2: um3. in the last four weeks what have you done to search for paid work (job):enq			
Information		[Type= discrete] [Format=numeric] [Range= 0-1] [Missing=*]	
Statistics [NW/ W]		[Valid=888 /-] [Invalid=45951 /-]	
Pre-question		In the last four weeks what have you (NAME) done to search for paid work (job) or to start a business?	
Literal question		ENQUIRED AT WORKPLACES, FARMS, FACTORIES OR CALLED ON OTHER POSSIBLE EMPLOYERS	
Interviewer's instructions		MARK ALL APPLICABLE OPTIONS	
Value	Label	Cases	Percentage
0	NO	580	<div></div> 65.3%
1	YES	308	<div></div> 34.7%
Sysmiss		45951	
<i>Warning: these figures indicate the number of cases found in the data file. They cannot be interpreted as summary statistics of the population of interest.</i>			

# um3_3: um3. in the last four weeks what have you done to search for paid work (job):pla			
Information	[Type= discrete] [Format=numeric] [Range= 0-1] [Missing=*]		
Statistics [NW/ W]	[Valid=888 /-] [Invalid=45951 /-]		
Pre-question	In the last four weeks what have you (NAME) done to search for paid work (job) or to start a business?		
Literal question	PLACED/ANSWERED ADVERTISEMENT(S)		
Interviewer's instructions	MARK ALL APPLICABLE OPTIONS		
Value	Label	Cases	Percentage
0	NO	805	<div></div> 90.7%
1	YES	83	<div></div> 9.3%
Sysmiss		45951	
Warning: these figures indicate the number of cases found in the data file. They cannot be interpreted as summary statistics of the population of interest.			
# um3_4: um3. in the last four weeks what have you done to search for paid work (job):sea			
Information	[Type= discrete] [Format=numeric] [Range= 0-1] [Missing=*]		
Statistics [NW/ W]	[Valid=888 /-] [Invalid=45951 /-]		
Pre-question	In the last four weeks what have you (NAME) done to search for paid work (job) or to start a business?		
Literal question	SEARCHED THROUGH JOB ADVERTISEMENT(S) / SEARCHED THE INTERNET		
Interviewer's instructions	MARK ALL APPLICABLE OPTIONS		
Value	Label	Cases	Percentage
0	NO	647	<div></div> 72.9%
1	YES	241	<div></div> 27.1%
Sysmiss		45951	
Warning: these figures indicate the number of cases found in the data file. They cannot be interpreted as summary statistics of the population of interest.			
# um3_5: um3. in the last four weeks what have you done to search for paid work (job):sou			
Information	[Type= discrete] [Format=numeric] [Range= 0-1] [Missing=*]		
Statistics [NW/ W]	[Valid=888 /-] [Invalid=45951 /-]		
Pre-question	In the last four weeks what have you (NAME) done to search for paid work (job) or to start a business?		
Literal question	SOUGHT ASSISTANCE FROM RELATIVES OR FRIENDS		
Interviewer's instructions	MARK ALL APPLICABLE OPTIONS		
Value	Label	Cases	Percentage
0	NO	279	<div></div> 31.4%
1	YES	609	<div></div> 68.6%
Sysmiss		45951	
Warning: these figures indicate the number of cases found in the data file. They cannot be interpreted as summary statistics of the population of interest.			
# um3_6: um3. in the last four weeks what have you done to search for paid work (job):loo			
Information	[Type= discrete] [Format=numeric] [Range= 0-1] [Missing=*]		
Statistics [NW/ W]	[Valid=888 /-] [Invalid=45951 /-]		
Pre-question	In the last four weeks what have you (NAME) done to search for paid work (job) or to start a business?		
Literal question	LOOKED FOR LAND, BUILDING EQUIPMENT TO APPLY FOR PERMIT TO START OWN BUSINESS OR FARMING		
Interviewer's instructions	MARK ALL APPLICABLE OPTIONS		
Value	Label	Cases	Percentage
0	NO	824	<div></div> 92.8%
1	YES	64	<div></div> 7.2%

# um3_6: um3. in the last four weeks what have you done to search for paid work (job):loo			
Value	Label	Cases	Percentage
Sysmiss		45951	
Warning: these figures indicate the number of cases found in the data file. They cannot be interpreted as summary statistics of the population of interest.			
# um3_7: um3. in the last four weeks what have you done to search for paid work (job):wai			
Information	[Type= discrete] [Format=numeric] [Range= 0-1] [Missing=*]		
Statistics [NW/ W]	[Valid=888 /-] [Invalid=45951 /-]		
Pre-question	In the last four weeks what have you (NAME) done to search for paid work (job) or to start a business?		
Literal question	WAITED AT THE STREET SIDE WHERE CASUAL WORKERS ARE FOUND		
Interviewer's instructions	MARK ALL APPLICABLE OPTIONS		
Value	Label	Cases	Percentage
0	NO	816	91.9%
1	YES	72	8.1%
Sysmiss		45951	
Warning: these figures indicate the number of cases found in the data file. They cannot be interpreted as summary statistics of the population of interest.			
# um3_8: um3. in the last four weeks what have you done to search for paid work (job):sou			
Information	[Type= discrete] [Format=numeric] [Range= 0-1] [Missing=*]		
Statistics [NW/ W]	[Valid=888 /-] [Invalid=45951 /-]		
Pre-question	In the last four weeks what have you (NAME) done to search for paid work (job) or to start a business?		
Literal question	SOUGHT FINANCIAL ASSISTANCE TO LOOK FOR WORK OR START A BUSINESS		
Interviewer's instructions	MARK ALL APPLICABLE OPTIONS		
Value	Label	Cases	Percentage
0	NO	448	50.5%
1	YES	440	49.5%
Sysmiss		45951	
Warning: these figures indicate the number of cases found in the data file. They cannot be interpreted as summary statistics of the population of interest.			
# um3_9: um3. in the last four weeks what have you done to search for paid work (job):oth			
Information	[Type= discrete] [Format=numeric] [Range= 0-1] [Missing=*]		
Statistics [NW/ W]	[Valid=888 /-] [Invalid=45951 /-]		
Pre-question	In the last four weeks what have you (NAME) done to search for paid work (job) or to start a business?		
Literal question	OTHER (SPECIFY)		
Interviewer's instructions	MARK ALL APPLICABLE OPTIONS		
Value	Label	Cases	Percentage
0	NO	884	99.5%
1	YES	4	0.5%
Sysmiss		45951	
Warning: these figures indicate the number of cases found in the data file. They cannot be interpreted as summary statistics of the population of interest.			
# um3ots: um3. other specify			
Information	[Type= discrete] [Format=character] [Missing=*]		
Statistics [NW/ W]	[Valid=4 /-] [Invalid=0 /-]		
Pre-question	In the last four weeks what have you (NAME) done to search for paid work (job) or to start a business?		
Literal question	OTHER (SPECIFY)		
Interviewer's instructions	MARK ALL APPLICABLE OPTIONS		





















# um3ots: um3. other specify			
Value	Label	Cases	Percentage
AFTER NURSING MY BABY TO ONE YEAR		1	<div><div></div></div> 25.0%
NOT SEARCH FOR JOB		1	<div><div></div></div> 25.0%
STATED A NEW BUSINESS		1	<div><div></div></div> 25.0%
WAITING TO ESTABLISH MY OWN CHURCH		1	<div><div></div></div> 25.0%
Warning: these figures indicate the number of cases found in the data file. They cannot be interpreted as summary statistics of the population of interest.			
# um4: um4. was this because you had already arranged to take up paid work (job) or to			
Information	[Type= discrete] [Format=numeric] [Range= 1-2] [Missing=*]		
Statistics [NW/ W]	[Valid=5575 /-] [Invalid=41264 /-]		
Literal question	Was this because you (NAME) had already arranged to take up paid work (job) or to start a business at some later date		
Post-question	IF UM_4 = 2 GO TO UM_6		
Value	Label	Cases	Percentage
1	YES	42	<div><div></div></div> 0.8%
2	NO	5533	<div><div></div></div> 99.2%
Sysmiss		41264	
Warning: these figures indicate the number of cases found in the data file. They cannot be interpreted as summary statistics of the population of interest.			
# um5: um5. how soon are you expecting to start working in this job or business?			
Information	[Type= discrete] [Format=numeric] [Range= 1-3] [Missing=*]		
Statistics [NW/ W]	[Valid=42 /-] [Invalid=46797 /-]		
Literal question	How soon are you (NAME) expecting to start working in this job or business?		
Value	Label	Cases	Percentage
1	WITHIN 1 MONTH OR LESS	7	<div><div></div></div> 16.7%
2	IN MORE THAN 1 MONTH TO 3 MONTHS	6	<div><div></div></div> 14.3%
3	IN MORE THAN 3 MONTHS	29	<div><div></div></div> 69.0%
Sysmiss		46797	
Warning: these figures indicate the number of cases found in the data file. They cannot be interpreted as summary statistics of the population of interest.			
# um6: um6. would you have liked to work in a paid job or business last week?			
Information	[Type= discrete] [Format=numeric] [Range= 1-2] [Missing=*]		
Statistics [NW/ W]	[Valid=5575 /-] [Invalid=41264 /-]		
Literal question	Would you (NAME) have liked to work in a paid job or business last week?		
Post-question	IF UM_6 =1 GO TO UM_9		
Value	Label	Cases	Percentage
1	YES	629	<div><div></div></div> 11.3%
2	NO	4946	<div><div></div></div> 88.7%
Sysmiss		41264	
Warning: these figures indicate the number of cases found in the data file. They cannot be interpreted as summary statistics of the population of interest.			

















# um7: um7. what was the main reason you did not want to work last week			
Information	[Type= discrete] [Format=numeric] [Range= 1-10] [Missing=*]		
Statistics [NW/ W]	[Valid=4946 /-] [Invalid=41893 /-]		
Literal question	What was the main reason you (NAME) did not want to work last week (Monday to Sunday)?		
Post-question	IF UM_7 = 10 GO TO UM_13		
Value	Label	Cases	Percentage
1	STUDENT OR SCHOLAR/LEARNER	3098	<div><div></div></div> 62.6%
2	HOUSEWIFE/HOMEMAKER (FAMILY CONSIDERATIONS/ CHILD CARE)	689	<div><div></div></div> 13.9%
3	HEALTH REASONS	321	<div><div></div></div> 6.5%
4	RETIRED OR TOO OLD FOR WORK	493	<div><div></div></div> 10.0%
5	NO DESIRE TO WORK	120	<div><div></div></div> 2.4%
6	TOO YOUNG TO WORK	6	<div><div></div></div> 0.1%
7	PREGNANCY	38	<div><div></div></div> 0.8%
8	DISABLED OR UNABLE TO WORK	36	<div><div></div></div> 0.7%
9	FUTURE JOB ARRANGED	29	<div><div></div></div> 0.6%
10	OTHER SPECIFY	116	<div><div></div></div> 2.3%
Sysmiss		41893	
Warning: these figures indicate the number of cases found in the data file. They cannot be interpreted as summary statistics of the population of interest.			
# um8: um8. for how long have you been without work and trying to find paid work (job)			
Information	[Type= discrete] [Format=numeric] [Range= 1-8] [Missing=*]		
Statistics [NW/ W]	[Valid=888 /-] [Invalid=45951 /-]		
Literal question	For how long have you (NAME) been without work and trying to find paid work (job) or start a business?		
Post-question	IF UM_7 = 8 GO TO UM_10a		
Value	Label	Cases	Percentage
1	LESS THAN 3 MONTHS	73	<div><div></div></div> 8.2%
2	3 MONTHS - LESS THAN 6 MONTHS	82	<div><div></div></div> 9.2%
3	6 MONTHS - LESS THAN 9 MONTHS	83	<div><div></div></div> 9.3%
4	9 MONTHS - LESS THAN 1 YEAR	122	<div><div></div></div> 13.7%
5	1 YEAR - LESS THAN 3 YEARS	291	<div><div></div></div> 32.8%
6	3 YEARS - 5 YEARS	128	<div><div></div></div> 14.4%
7	MORE THAN 5 YEARS	99	<div><div></div></div> 11.1%
8	DON T KNOW	10	<div><div></div></div> 1.1%
Sysmiss		45951	
Warning: these figures indicate the number of cases found in the data file. They cannot be interpreted as summary statistics of the population of interest.			
# um9: um9. what was the main reason why you did not try to find paid work (job)			
Information	[Type= discrete] [Format=numeric] [Range= 1-18] [Missing=*]		
Statistics [NW/ W]	[Valid=629 /-] [Invalid=46210 /-]		
Literal question	What was the main reason why you (NAME) did not try to find paid work (job) or start a business in the last four weeks?		
Value	Label	Cases	Percentage
1	AWAITING THE SEASON FOR WORK	23	<div><div></div></div> 3.7%
2	WAITING TO BE RECALLED TO FORMER JOB	1	<div><div></div></div> 0.2%
3	HEALTH REASONS	33	<div><div></div></div> 5.2%
4	PREGNANCY	9	<div><div></div></div> 1.4%
5	DISABLED OR UNABLE TO WORK (HANDICAPPED)	5	<div><div></div></div> 0.8%

# um9: um9. what was the main reason why you did not try to find paid work (job)			
Value	Label	Cases	Percentage
6	HOUSEWIFE/HOMEMAKER (FAMILY CONSIDERATIONS/ CHILD CARE)	67	<div><div></div></div> 10.7%
7	UNDERGOING TRAINING TO HELP FIND WORK	52	<div><div></div></div> 8.3%
8	NO JOBS AVAILABLE IN THE AREA	156	<div><div></div></div> 24.8%
9	LACK OF MONEY TO PAY FOR TRANSPORT TO LOOK FOR WORK	11	<div><div></div></div> 1.7%
10	UNABLE TO FIND WORK REQUIRING HIS/HER SKILLS	10	<div><div></div></div> 1.6%
11	LOST HOPE OF FINDING ANY KIND OF WORK	5	<div><div></div></div> 0.8%
12	NO TRANSPORT AVAILABLE	0	
13	SCHOLAR OR STUDENT	110	<div><div></div></div> 17.5%
14	RETIRED/TOO OLD TO WORK	13	<div><div></div></div> 2.1%
15	TOO YOUNG TO WORK	2	<div><div></div></div> 0.3%
16	LACK OF CAPITAL	120	<div><div></div></div> 19.1%
17	FUTURE JOB ARRANGED	2	<div><div></div></div> 0.3%
18	OTHER REASON, SPECIFY	10	<div><div></div></div> 1.6%
Sysmiss		46210	
Warning: these figures indicate the number of cases found in the data file. They cannot be interpreted as summary statistics of the population of interest.			
# um9ots: um9. other specify			
Information	[Type= discrete] [Format=character] [Missing=*]		
Statistics [NW/ W]	[Valid=10 /-] [Invalid=0 /-]		
Pre-question	What was the main reason why you (NAME) did not try to find paid work (job) or start a business in the last four weeks?		
Literal question	OTHER REASON (SPECIFY)		
Value	Label	Cases	Percentage
AM CURRENTLY GOING TO SCHOOL		1	<div><div></div></div> 10.0%
BECAUSE AM CURRENTLY GOING TO SCHOOL		1	<div><div></div></div> 10.0%
FARMER HERDER CLASHES		1	<div><div></div></div> 10.0%
JUST MOVED HERE FEW MONTHS AGO AFTER GETTING MARRIED		1	<div><div></div></div> 10.0%
NO SCHOOL		1	<div><div></div></div> 10.0%
SHE TRAVELLED TO VISIT HER CHILD THAT GAVE BIRTH AND WILL BE RETURNING THEIR BY NEXT WEEK		1	<div><div></div></div> 10.0%
THE HUSBAND		1	<div><div></div></div> 10.0%

# um9ots: um9. other specify			
Value	Label	Cases	Percentage
NEVER ALLOW HER TO LOOK FOR WORK.			
TRAVEL TO A DISTANT PLACE		1	<div></div> 10.0%
WAITING FOR CALL UP LETTER FROM NYSC.		1	<div></div> 10.0%
WANT TO GO FOR YOUTH SERVICE.		1	<div></div> 10.0%
Warning: these figures indicate the number of cases found in the data file. They cannot be interpreted as summary statistics of the population of interest.			
# um10a: um10a. if work in a paid job or in a business were offered, would you have been			
Information	[Type= discrete] [Format=numeric] [Range= 1-3] [Missing=*]		
Statistics [NW/ W]	[Valid=1517 /-] [Invalid=45322 /-]		
Literal question	If a work in a paid job or in a business were offered, would you (NAME) have been able to start work last week (Monday)		
Value	Label	Cases	Percentage
1	YES	1331	<div></div> 87.7%
2	NO	179	<div></div> 11.8%
3	DON'T KNOW	7	<div></div> 0.5%
Sysmiss		45322	
Warning: these figures indicate the number of cases found in the data file. They cannot be interpreted as summary statistics of the population of interest.			
# um10b: um10b. or, could you start working within the next two weeks?			
Information	[Type= discrete] [Format=numeric] [Range= 1-3] [Missing=*]		
Statistics [NW/ W]	[Valid=186 /-] [Invalid=46653 /-]		
Literal question	Or, could you (NAME) start working within the next two week		
Post-question	IF UM_10B = 1 GO TO UM_13		
Value	Label	Cases	Percentage
1	YES	51	<div></div> 27.4%
2	NO	129	<div></div> 69.4%
3	DON'T KNOW	6	<div></div> 3.2%
Sysmiss		46653	
Warning: these figures indicate the number of cases found in the data file. They cannot be interpreted as summary statistics of the population of interest.			
# um11: um11. what was the main reason why you were not available for paid work (job)			
Information	[Type= discrete] [Format=numeric] [Range= 1-9] [Missing=*]		
Statistics [NW/ W]	[Valid=135 /-] [Invalid=46704 /-]		
Literal question	What was the main reason why you (NAME) were not available for paid work (job) last week (Monday to Sunday)		
Value	Label	Cases	Percentage
1	STUDENT OR SCHOLAR/LEARNER	69	<div></div> 51.1%
2	HOUSEWIFE/HOMEMAKER (FAMILY CONSIDERATIONS/ CHILD CARE)	27	<div></div> 20.0%
3	HEALTH REASONS	19	<div></div> 14.1%
4	RETIRED/TOO OLD TO WORK	7	<div></div> 5.2%

# um11: um11. what was the main reason why you were not available for paid work (job)			
Value	Label	Cases	Percentage
5	NO DESIRE TO WORK	2	<div><div></div></div> 1.5%
6	TOO YOUNG TO WORK	0	
7	PREGNANCY	6	<div><div></div></div> 4.4%
8	DISABLED OR UNABLE TO WORK	0	
9	OTHER, SPECIFY	5	<div><div></div></div> 3.7%
Sysmiss		46704	
Warning: these figures indicate the number of cases found in the data file. They cannot be interpreted as summary statistics of the population of interest.			
# umots: um11. other specify			
Information	[Type= discrete] [Format=character] [Missing=*]		
Statistics [NW/ W]	[Valid=5 /-] [Invalid=0 /-]		
Pre-question	What was the main reason why you (NAME) were not available for paid work (job) last week (Monday to Sunday)		
Literal question	Other specify		
Value	Label	Cases	Percentage
A PASTOR WAITING TO ESTABLISH MY OWN CHURCH		1	<div><div></div></div> 20.0%
AWAITING SEASON FOR WORK		1	<div><div></div></div> 20.0%
HE HAS NOT SEEN ANY SPECIFIC JOB FOR NOW		1	<div><div></div></div> 20.0%
I am still an apprentice		1	<div><div></div></div> 20.0%
TRAVEL TO A DISTANT PLACE		1	<div><div></div></div> 20.0%
Warning: these figures indicate the number of cases found in the data file. They cannot be interpreted as summary statistics of the population of interest.			
# um12: um12. if paid work (job) or business opportunity became available, how soon can			
Information	[Type= discrete] [Format=numeric] [Range= 1-6] [Missing=*]		
Statistics [NW/ W]	[Valid=135 /-] [Invalid=46704 /-]		
Literal question	If paid work (job) or a business opportunity became available, how soon can you (NAME) start?		
Value	Label	Cases	Percentage
1	WITHIN A WEEK	8	<div><div></div></div> 5.9%
2	WITHIN TWO WEEKS	3	<div><div></div></div> 2.2%
3	WITHIN FOUR WEEKS	3	<div><div></div></div> 2.2%
4	LATER THAN FOUR WEEKS FROM NOW	62	<div><div></div></div> 45.9%
5	NO DESIRE TO WORK OR UNABLE TO WORK (IN A PAID JOB OR BUSINE	18	<div><div></div></div> 13.3%
6	DON T KNOW	41	<div><div></div></div> 30.4%
Sysmiss		46704	
Warning: these figures indicate the number of cases found in the data file. They cannot be interpreted as summary statistics of the population of interest.			
# um13: um13. have you ever worked for pay or profit or helped unpaid in a household bus			
Information	[Type= discrete] [Format=numeric] [Range= 1-2] [Missing=*]		

# um13: um13. have you ever worked for pay or profit or helped unpaid in a household bus			
Statistics [NW/ W]	[Valid=6347 /-] [Invalid=40492 /-]		
Literal question	Have you (NAME) ever worked for pay or profit or helped unpaid in a household business?		
Post-question	IF UM_13 = 2 GO TO UM_16		
Value	Label	Cases	Percentage
1	YES	1782	 28.1%
2	NO	4565	 71.9%
Sysmiss		40492	
Warning: these figures indicate the number of cases found in the data file. They cannot be interpreted as summary statistics of the population of interest.			
# um14: um14. how long ago was it since you last worked?			
Information	[Type= discrete] [Format=numeric] [Range= 1-8] [Missing=*]		
Statistics [NW/ W]	[Valid=1782 /-] [Invalid=45057 /-]		
Literal question	How long ago was it since you (NAME) last work?		
Value	Label	Cases	Percentage
1	LESS THAN 3 MONTHS	274	 15.4%
2	3 MONTHS - LESS THAN 6 MONTHS	250	 14.0%
3	6 MONTHS - LESS THAN 9 MONTHS	152	 8.5%
4	9 MONTHS - LESS THAN 1 YEAR	149	 8.4%
5	1 YEAR - LESS THAN 3 YEARS	326	 18.3%
6	3 YEARS - 5 YEARS	237	 13.3%
7	MORE THAN 5 YEARS	379	 21.3%
8	DON T KNOW	15	 0.8%
Sysmiss		45057	
Warning: these figures indicate the number of cases found in the data file. They cannot be interpreted as summary statistics of the population of interest.			
# um15: um15. what was the main reason you stopped working in your last job/business?			
Information	[Type= discrete] [Format=numeric] [Range= 1-10] [Missing=*]		
Statistics [NW/ W]	[Valid=1782 /-] [Invalid=45057 /-]		
Literal question	What was the main reason you (NAME) stopped working in your last job/business		
Value	Label	Cases	Percentage
1	HEALTH REASONS	279	 15.7%
2	CARING FOR OWN CHILDREN/RELATIVES	94	 5.3%
3	PREGNANCY	45	 2.5%
4	OTHER FAMILY/COMMUNITY RESPONSIBILITIES	76	 4.3%
5	GOING TO SCHOOL	468	 26.3%
6	LOST JOB/JOB ENDED/LAID OFF/BUSINESS SOLD/CLOSED DOWN	264	 14.8%
7	CHANGED RESIDENCE	86	 4.8%
8	DISSATISFIED WITH JOB	66	 3.7%
9	RETIRED/TOO OLD TO WORK	316	 17.7%
10	OTHER, SPECIFY	88	 4.9%
Sysmiss		45057	
Warning: these figures indicate the number of cases found in the data file. They cannot be interpreted as summary statistics of the population of interest.			
# um15ots: um15. other specify			
Information	[Type= discrete] [Format=character] [Missing=*]		
Statistics [NW/ W]	[Valid=88 /-] [Invalid=0 /-]		

# um15ots: um15. other specify			
Pre-question	What was the main reason you (NAME) stopped working in your last job/business?		
Literal question	Other Specify		
Value	Label	Cases	Percentage
BECAUSE OF FINANCIAL PROBLEM.		1	 1.1%
CAR ACCIDENT		1	 1.1%
CHANGING OF MONEY BY THE CBN		1	 1.1%
DISPLACED BY SUSPECTED FULANI HERDSMEN		1	 1.1%
DO NOT HAVE MONEY TO CONTINUE THATS WHY THE BUSINESS STOP		1	 1.1%
DUE TO FARMING ACTIVITIES		1	 1.1%
DUE TO FARMING SEASON		1	 1.1%
FARMING SEASON		2	 2.3%
FINANCIAL ISSUES		1	 1.1%
FINANCIAL PROBLEMS (ISSUES)		1	 1.1%
FINANCIAL PROBLEMS (SOUGHT FOR FINANCIAL ASSISTANCE FROM FAMILY)		1	 1.1%
FLOODING		1	 1.1%
GO AND LEARNING AXILLARY NURSE		1	 1.1%
GO AND LEARNING FUNITURES WORK		1	 1.1%
GO AND LEARNING HAND SETS REPAIRING		1	 1.1%
GRANDMA STOPEP WORK		1	 1.1%

# um15ots: um15. other specify			
Value	Label	Cases	Percentage
DEU TO HER ILLNESS			
HE IS LEARNING TAILORING AND HIS BOSS DIDN'T GIVEN HIM PERMISSION		1	<div><div></div></div> 1.1%
HER HUSBAND STOPPED HER FROM WORKING		2	<div><div></div></div> 2.3%
HIS LEARNING A TRADE (MECHANIC)		1	<div><div></div></div> 1.1%
He is an Apprentice in a Welders workshop		1	<div><div></div></div> 1.1%
I AM WRITING MY FINAL EXAMS		1	<div><div></div></div> 1.1%
I'M WRITING MY FINAL EXAMS		1	<div><div></div></div> 1.1%
I'M WRITING MY FINAL EXAMS		1	<div><div></div></div> 1.1%
INSECURITY		1	<div><div></div></div> 1.1%
IT IS NOT A REGULAR JOB,IT COMES ONCE IN WHILE (SALES OF CHEMICAL)		1	<div><div></div></div> 1.1%
LACK OF CAPITAL		13	<div><div></div></div> 14.8%
LACK OF CAPITAL (FINANCIAL ISSUES)		1	<div><div></div></div> 1.1%
LACK OF CAPITAL (FINANCIAL PROBLEMS)		1	<div><div></div></div> 1.1%
LACK OF CAPITAL AND ASSISTANCE FROM THE GOVERNMENT		1	<div><div></div></div> 1.1%
LACK OF CAPITALS		8	<div><div></div></div> 9.1%
LACK OF FUND		1	<div><div></div></div> 1.1%

# um15ots: um15. other specify			
Value	Label	Cases	Percentage
LACK OF FUND TO RUN THE BUSSINES		1	<div></div> 1.1%
LEARNING ELECTRICAL SKILLS AFTER SCHOOL HOURS		1	<div></div> 1.1%
LEARNING TAILORING WORK		1	<div></div> 1.1%
LEARNING A TRADE		1	<div></div> 1.1%
LEARNING HAIR DRESSING		1	<div></div> 1.1%
LEARNING HAND WORK		1	<div></div> 1.1%
LIQUIDATION OF CAPITAL		1	<div></div> 1.1%
LOST HER MARRIAGE AND EVERYTHING WAS WITHDRAWN FROM HER		1	<div></div> 1.1%
Learning of hand work		1	<div></div> 1.1%
MARRIAGE		1	<div></div> 1.1%
MOTHER'S SHOP DEMOLISHED		1	<div></div> 1.1%
NO CAPITAL		1	<div></div> 1.1%
NO CAPITAL TO START BUSINESS.		1	<div></div> 1.1%
NO FINANCE TO START A NEW BUSINESS		1	<div></div> 1.1%
NO JOB AVAILABLE IN THE COMMUNITY		1	<div></div> 1.1%
NO MONEY TO CONTINUE WITH THE BUSINESS		2	<div></div> 2.3%
NO MONEY TO START HER JOB WHICH WAS TRADING		1	<div></div> 1.1%
NO REASON		1	<div></div> 1.1%
NOT YET THE SEASON		1	<div></div> 1.1%

# um15ots: um15. other specify			
Value	Label	Cases	Percentage
No time due to going out to learn skilled work.		1	<div><div></div></div> 1.1%
OFF SEASON AS JOB IS SEASONAL		1	<div><div></div></div> 1.1%
SEEKING FOR ADMISSION		1	<div><div></div></div> 1.1%
SESSIONAL BUSINESS		1	<div><div></div></div> 1.1%
SHE IS LEARNING HAIRDRESSING WORK		1	<div><div></div></div> 1.1%
SHOP WAS DEMOLISHED BECAUSE OF ROAD CONSTRUCTION		1	<div><div></div></div> 1.1%
STARTED LEARNING SELLING OF BUILDING MATERIALS AFTER SCHOOL HOURS AND WEEKENDS		1	<div><div></div></div> 1.1%
STOP BECAUSE OF RAINING SEASON		1	<div><div></div></div> 1.1%
Seasonal		1	<div><div></div></div> 1.1%
Seasoned		1	<div><div></div></div> 1.1%
THE COWS HAVE BEEN TAKEN OUT FOR GRAZING FOR SOME MONTHS NOW.		1	<div><div></div></div> 1.1%
THERE WAS NO MONEY .		1	<div><div></div></div> 1.1%
TO FACE MINISTRY		1	<div><div></div></div> 1.1%
TO FARM		1	<div><div></div></div> 1.1%
TRAVEL TO A DISTANT PLACE		1	<div><div></div></div> 1.1%
The is no capital to continue the poultry farming		1	<div><div></div></div> 1.1%
Warning: these figures indicate the number of cases found in the data file. They cannot be interpreted as summary statistics of the population of interest.			
# um16: um16. what is the main way that you support yourself?			
Information	[Type= discrete] [Format=numeric] [Range= 1-8] [Missing=*]		
Statistics [NW/ W]	[Valid=6347 /-] [Invalid=40492 /-]		

# um16: um16. what is the main way that you support yourself?			
Literal question		What is the main way that you (NAME) support yourself?	
Value	Label	Cases	Percentage
1	SUPPORTED BY PERSON IN THE HOUSEHOLD	5410	<div></div> 85.2%
2	SUPPORTED BY PERSON NOT IN THE HOUSEHOLD	688	<div></div> 10.8%
3	FROM SAVING OR MONEY PREVIOUSLY EARNED	154	<div></div> 2.4%
4	RECEIVE OLD AGE OR DISABILITY PENSION	55	<div></div> 0.9%
5	RECEIVE CHILD SUPPORT/FOSTER CARE GRANTS	16	<div></div> 0.3%
6	RECEIVE ANY OTHER WELFARE GRANTS	6	<div></div> 0.1%
7	HAVE OTHER SOURCE OF SUPPORT, E.G. BURSARY, STUDY LOAN	2	<div></div> 0.0%
8	OTHER (SPECIFY)	16	<div></div> 0.3%
Sysmiss		40492	
Warning: these figures indicate the number of cases found in the data file. They cannot be interpreted as summary statistics of the population of interest.			
# um16ots: um16. other specify			
Information		[Type= discrete] [Format=character] [Missing=*]	
Statistics [NW/ W]		[Valid=16 /-] [Invalid=0 /-]	
Pre-question		What is the main way that you (NAME) support yourself?	
Literal question		OTHER SPECIFY	
Value	Label	Cases	Percentage
ANOTHER PERSON NOT IN THE HOUSEHOLD, SOMETIMES HER SON ANYTIME HE DO LABOURING WORK		1	<div></div> 6.2%
ANOTHER PERSON NOT IN THE HOUSEHOLD, SOMETIMES HIS SON ,IF HE GOES TO SERVING MEASON WORK		1	<div></div> 6.2%
CHILDREN GIVING SUPORT WHO ARE LIVING ELSEWHERE		1	<div></div> 6.2%
FARMING		1	<div></div> 6.2%
FROM THE 25% FARM PRODUCE SOLD		2	<div></div> 12.5%
From Pension money		1	<div></div> 6.2%
HER CHILDREN SEND		1	<div></div> 6.2%

# um16ots: um16. other specify			
Value	Label	Cases	Percentage
MONTHLY UPKEEP TO HER			
HIS STILL LEARNING A TRADE OF SPARE PART SELLING SO HE GETS TIPS FROM HELPING IN SELLING		1	<div></div> 6.2%
LACK OF CAPITAL		1	<div></div> 6.2%
LEARNING HOW TO SELL CAR PARTS AND HE GETS LITTLE MONEY FROM THERE		1	<div></div> 6.2%
MATTHEW EKE IS A RETIRED CIVIL SERVANT AND HAS PENSION		1	<div></div> 6.2%
PENSION SCHEME		2	<div></div> 12.5%
REARING OF SHEEPS, GOATS AND COWS.		1	<div></div> 6.2%
SUPPORTED BY PERSON IN THE HOUSEHOLD, ALSO BY PERSON NOT IN THE HOUSEHOLD		1	<div></div> 6.2%
Warning: these figures indicate the number of cases found in the data file. They cannot be interpreted as summary statistics of the population of interest.			