



NATIONAL BUREAU OF STATISTICS

# Automotive Gas Oil (Diesel) Price Watch

---

(NOVEMBER 2022)

**Report Date: December 2022**

**Data Source: National Bureau of Statistics (NBS)**

# CONTENT

Executive Summary	3
Average Diesel Prices Across States	4
Average Diesel Prices Across Zones	5
12 Months Average Prices	6
Methodology	7
Appendix	8
Contact	9

## EXECUTIVE SUMMARY

The average retail price of Automotive Gas Oil (Diesel) paid by consumers in November 2022 was N808.87 per litre. This shows an increase of 191.14% on a year-on-year basis from a lower cost of N277.83 per litre recorded in the corresponding month of last year (2021).

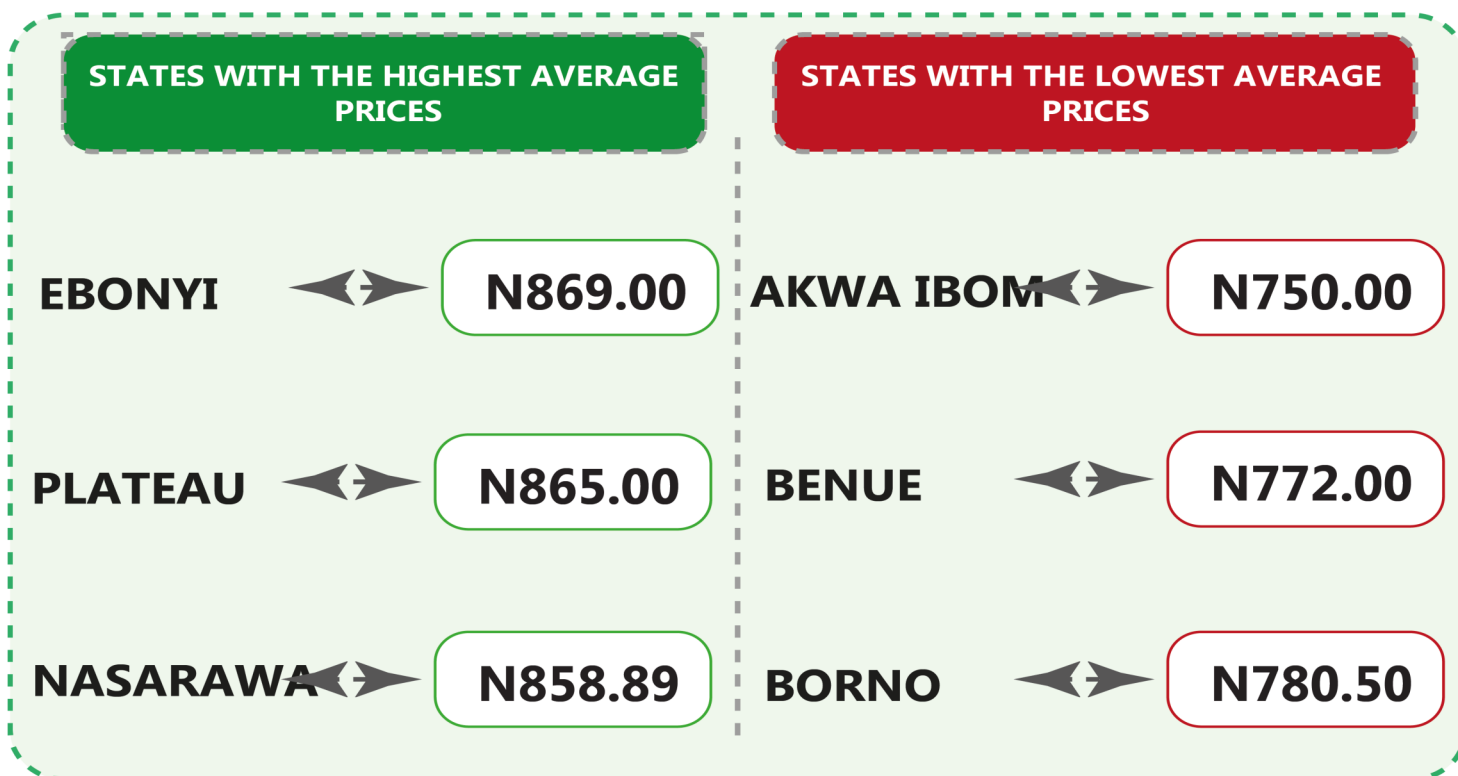

While on a month-on-month basis, the price increased by 0.97% from N801.09 recorded in the preceding month of October 2022. Looking at the variations in the state prices, the top three States with the highest average price of the product in November 2022 include Ebonyi (N869.00), Plateau (N865.00) and Nasarawa (N858.89). Furthermore, the top three lowest prices were recorded in the following State namely, Akwa Ibom (N750.00), Benue (N772.00) and Borno (N780.50)

The Zonal representation of the average price of Automotive Gas Oil (Diesel) shows that North Central has the highest price of N826.88 while the South-South zone has the lowest price of N783.73 when compared with other zones.

# AUTOMOTIVE GAS OIL (DIESEL) PRICE WATCH

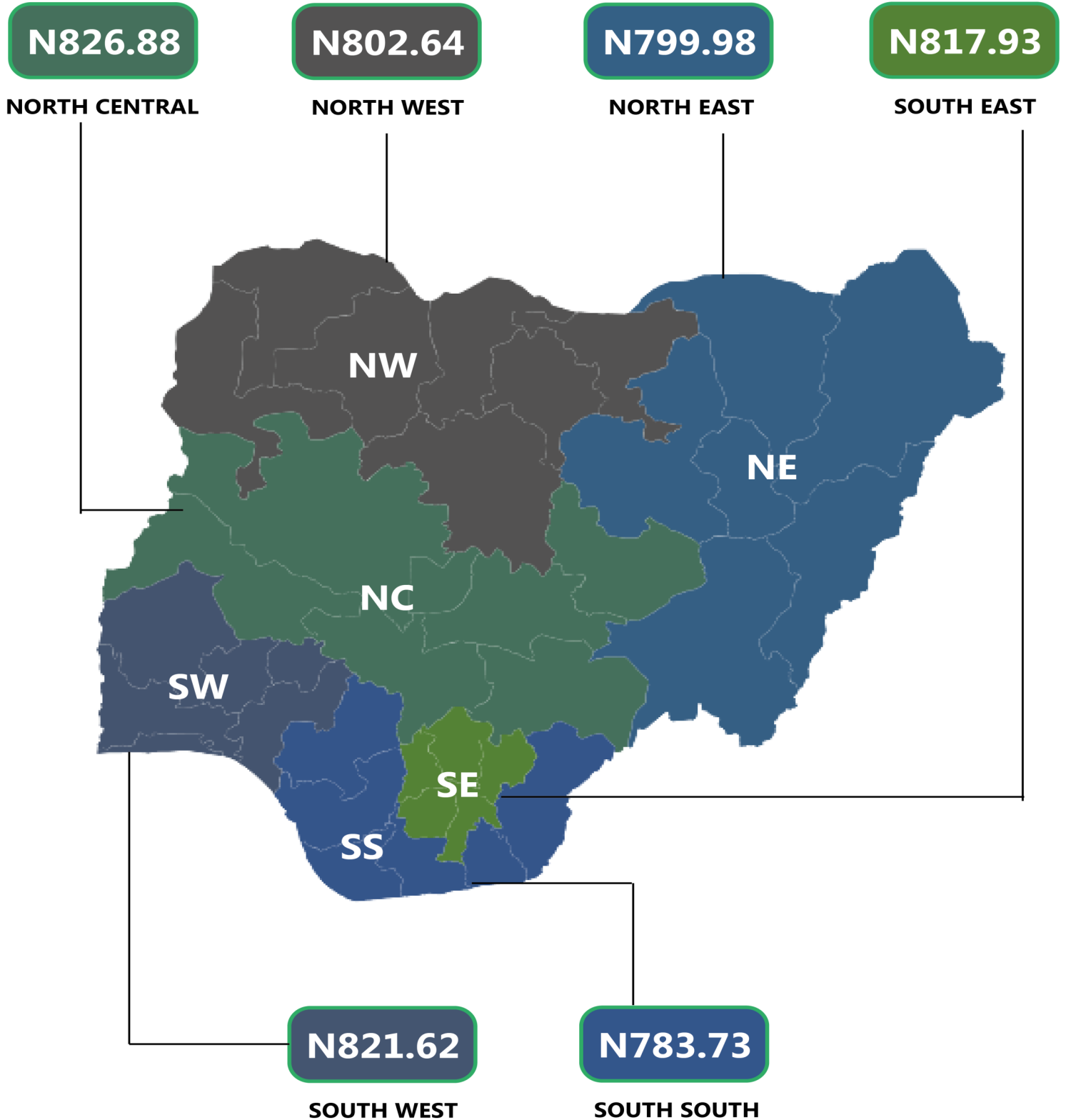
## - NOVEMBER 2022

### Average Diesel Prices Across States




# AUTOMOTIVE GAS OIL (DIESEL) PRICE WATCH - NOVEMBER 2022

Average Diesel Prices Across Zones



# AUTOMOTIVE GAS OIL (DIESEL) PRICE WATCH - NOVEMBER 2022 12 Months Average Prices



## METHODOLOGY

Fieldwork is done solely by over 700 NBS Staff in all States of the federation supported by supervisors who are monitored by internal and external observers.

Fuel Prices are collected across all the 774 local governments across all States and the FCT from over 10,000 respondents and locations and reflect actual prices households state they actually bought those fuels together with the prices reportedly sold by the fuel suppliers.

The average of the prices is reported for each state and the country.

NBS audit team subsequently conducts randomly selected verification of prices recorded.

## APPENDIX

### AUTOMOTIVE GAS OIL (DIESEL) AVERAGE PRICES PER LITRE

	Average of Nov-21	Average of Oct-22	Average of Nov-22	Average of MoM	Average of YoY
<b>NORTH CENTRAL</b>	<b>279.33</b>	<b>818.41</b>	<b>826.88</b>	<b>1.04</b>	<b>196.02</b>
Abuja	301.00	818.00	820.00	0.24	172.43
Benue	251.80	750.00	772.00	2.93	206.59
Kogi	272.14	811.11	813.33	0.27	198.86
Kwara	318.00	831.43	836.43	0.60	163.03
Nasarawa	293.89	845.38	858.89	1.60	192.25
Niger	246.00	816.67	822.50	0.71	234.35
Plateau	272.50	856.25	865.00	1.02	217.43
<b>NORTH EAST</b>	<b>274.92</b>	<b>794.64</b>	<b>799.98</b>	<b>0.67</b>	<b>190.98</b>
Adamawa	285.00	783.33	792.50	1.17	178.07
Bauchi	296.88	857.50	858.67	0.14	189.24
Borno	248.50	775.00	780.50	0.71	214.08
Gombe	313.33	790.00	803.33	1.69	156.38
Taraba	285.83	780.00	782.00	0.26	173.59
Yobe	220.00	782.00	782.86	0.11	255.84
<b>NORTH WEST</b>	<b>248.38</b>	<b>795.09</b>	<b>802.64</b>	<b>0.95</b>	<b>223.15</b>
Jigawa	275.71	784.00	800.00	2.04	190.16
Kaduna	260.64	782.22	786.67	0.57	201.83
Kano	278.50	838.89	849.09	1.22	204.88
Katsina	224.38	792.73	803.75	1.39	258.22
Kebbi	214.17	787.78	789.00	0.16	268.40
Sokoto	235.30	795.00	802.00	0.88	240.84
Zamfara	250.00	785.00	788.00	0.38	215.20
<b>SOUTH EAST</b>	<b>296.28</b>	<b>809.31</b>	<b>817.93</b>	<b>1.07</b>	<b>176.06</b>
Abia	274.29	800.00	807.00	0.88	194.22
Anambra	284.58	783.33	784.00	0.09	175.49
Ebonyi	302.14	858.33	869.00	1.24	187.61
Enugu	295.94	800.00	817.78	2.22	176.33
Imo	324.47	804.87	811.88	0.87	150.21
<b>SOUTH SOUTH</b>	<b>287.91</b>	<b>774.96</b>	<b>783.73</b>	<b>1.13</b>	<b>172.22</b>
Akwa Ibom	272.73	748.18	750.00	0.24	175.00
Bayelsa	273.85	780.33	785.71	0.69	186.92
Cross River	284.12	796.15	807.27	1.40	184.13
Delta	285.00	783.33	793.17	1.26	178.30
Edo	329.00	765.91	785.00	2.49	138.60
Rivers	282.76	775.82	781.25	0.70	176.29
<b>SOUTH WEST</b>	<b>287.89</b>	<b>813.65</b>	<b>821.62</b>	<b>0.98</b>	<b>185.39</b>
Ekiti	263.82	797.00	810.00	1.63	207.02
Lagos	294.74	778.24	783.54	0.68	165.84
Ogun	285.50	811.33	828.18	2.08	190.08
Ondo	271.67	828.57	834.17	0.68	207.06
Osun	318.31	828.00	830.01	0.24	160.76
Oyo	293.33	838.75	843.85	0.61	187.67
<b>Grand Total</b>	<b>277.83</b>	<b>801.09</b>	<b>808.87</b>	<b>0.97</b>	<b>191.14</b>



# CONTACT



## National Bureau of Statistics

Head Office

Plot 762 Independence Avenue,  
Central Business District, Garki  
Abuja.

## Sunday J. Ichedi

Information Desk

Head, Communication & Public  
Relations Department (C&PRD)  
Phone: +2348037051701  
sjichedi@nigerianstat.gov.ng

## Moses Mathew

Statistical Information Officer

Phone: +2347069071157  
matmoses@nigerianstat.gov.ng

## Nuhu Joseph Waney II

Chief of Protocol

Phone: +2348037020063  
jwnuhu@nigerianstat.gov.ng



@nbs\_nigeria



NBSNigeria



Nbs\_nigeria

