



NATIONAL BUREAU OF STATISTICS

# Air Transportation Data

(Q2 2021)



**Report Date: September 2021**

***Data Source: National Bureau of Statistics (NBS)***

# CONTENTS

<b>Executive Summary</b> .....	1
<b>Air Transportation Data- Q2 2021</b>	
<b>All Airports</b>	
LAGOS .....	2
ABUJA .....	7
PHC .....	12
KANO .....	17
ENUGU .....	22
OSUBI .....	27
KADUNA .....	30
CALABAR .....	34
SOKOTO .....	38
BENIN .....	42
MAIDUGURI .....	45
JOS .....	49
OWERRI .....	53
YOLA .....	56
ILORIN .....	60
IBADAN .....	64
MINNA .....	67
AKURE .....	71
KATSINA .....	74
MAKURDI .....	78
AKWA IBOM .....	82
ASABA .....	86
GOMBE .....	89
EKET .....	93
ZARIA .....	96
BAUCHI .....	99
ESCRAVOS .....	103
FORCADOS .....	106
KEBBI .....	109
FINIMA .....	113
DUTSE .....	116
TOTAL .....	120
<b>Methodology</b> .....	125
<b>Appendix</b> .....	126
<b>Acknowledgements/Contacts</b> .....	131

## EXECUTIVE SUMMARY

In first quarter 2021, domestic passenger's movement (arrival) across all airports was reported as 1,274,350, while departure stood at 1,247,797. These numbers are lower when compared with figures recorded in first quarter of 2020 at 1,595,810 (arrival) and 1,531,688 (departure). Similarly, arrival in second quarter 2021 stood at 1,375,002 and departure at 1,381,696. These figures are higher when compared with same quarter of 2020 which was reported at 1,225,557 and 615,243 respectively. On a year-on-year basis, arrival in second quarter 2021 recorded a growth rate of 12.19%, while growth rate of departure stood at 124.58%. Lower figures in Q2 2020 reflect the impact of Covid-19 pandemic in restricting movements domestically.

Consequently, for foreign movement statistics, arrival in Q1 2021 was 212,977. Passengers departure stood at 222,453 in the same quarter. Similarly, second quarter 2021 recorded 220,171 (arrival) and 232,501 (departure). These figures are lower when compared to first quarter 2020 when arrival was reported at 419,849 and departure of 448,273. Second quarter 2020 was reported at 3,699 (arrival) and 16,163 (departure). However, growth rate of foreign movement of passengers in second quarter 2021 was 5,852.18% (arrival) and 1,338.48% (departure) showing better performance of the sector.



2021

### PASSENGERS MOVEMENT DOMESTIC 2021



ARR



DEP



Q1

404,939.00

359,937.00



Q2

433,881.00

427,439.00

### PASSENGER MOVEMENT DOMESTIC Q1 AND Q2 ANALYSIS



ARR



DEP



Q1 (Q/Q %)

0.47

- 16.40



Q1 (Y/Y %)

-20.50

-23.87



Q2 (Q/Q %)

7.15

18.75



Q2 (Y/Y %)

- 21.84

64.89

### PASSENGERS MOVEMENT FOREIGN



ARR



DEP



Q1

150,982

166,243



Q2

162,720

173,121

### PASSENGER MOVEMENT FOREIGN Q1 AND Q2 ANALYSIS



ARR



DEP



Q1 (Q/Q %)

-1.61

16.40



Q1 (Y/Y %)

- 47.46

-48.75



Q2 (Q/Q %)

7.77

4.14



Q2 (Y/Y %)








8,610.92

1,240.26









2020





### PASSENGERS MOVEMENT DOMESTIC

	 ARR	 DEP
 Q1	509,356	472,779
 Q2	555,099	259,220
 Q3	242,454	240,154
 Q4	403,029	430,544
 FY	1,709,938	1,402,697





### PASSENGER MOVEMENT Q1, Q2, Q3 & Q4 2020 ANALYSIS

	 ARR	 DEP
 Q1 (Q/Q %)	-10.56	-22.18
 Q1 (Y/Y %)	9.43	1.65
 Q2 (Q/Q %)	8.98	-45.17
 Q2 (Y/Y %)	-0.46	-49.73
 Q3 (Q/Q %)	-56.32	-7.36
 Q3 (Y/Y %)	-56.88	-56.36
 Q4 (Q/Q %)	66.23	79.28
 Q4 (Y/Y %)	-29.23	-29.13
 TOTAL	-20.65	-34.41

### PASSENGERS MOVEMENT FOREIGN

	 ARR	 DEP
 Q1	287,379	324,355
 Q2	1,868	12,917

### PASSENGER MOVEMENT FOREIGN Q1, Q2, Q3, Q4 AND FULL YEAR 2020 ANALYSIS

	 ARR	 DEP
 Q1 (Q/Q %)	-34.47	-19.65
 Q1 (Y/Y %)	-13.97	-14.41



2020

### PASSENGERS MOVEMENT FOREIGN

ARR DEP

	ARR	DEP
Q3	36,589	38,386
Q4	153,446	142,820
FY	479,282	518,478

### PASSENGER MOVEMENT FOREIGN Q1, Q2, Q3, Q4 AND FULL YEAR 2020 ANALYSIS

ARR DEP

	ARR	DEP
Q2 (Q/Q %)	-99.35	-96.02
Q2 (Y/Y %)	-99.51	-96.73
Q3 (Q/Q %)	1,858.73	197.17
Q3 (Y/Y %)	-91.41	-91.42
Q4 (Q/Q %)	319.38	272.06
Q4 (Y/Y %)	-65.01	-64.62
TOTAL	-69.64	-68.08

### CARGO MOVEMENT (KG)

IMPORT EXPORT

	IMPORT	EXPORT
Q3	33,570,519.90	7,452,628.00
Q4	26,673,477.89	8,437,186.00

### CARGO MOVEMENT (KG) Q3 and Q4 2020 ANALYSIS

IMPORT EXPORT

	IMPORT	EXPORT
Q3 (Y/Y %)	1,634.73	4,030.14
Q4 (Q/Q %)	-20.54	13.21
Q4 (Y/Y %)	1,315.93	9,820.50

\*FY = Full Year



2019

### PASSENGERS MOVEMENT DOMESTIC



ARR



DEP

Q3

562,283

550,338

Q4

569,482

607,513

FY

2,154,877

2,138,604

### PASSENGER MOVEMENT Q3 & Q4 2019 ANALYSIS



ARR



DEP

Q3 (Q/Q %)

0.83

6.72

Q3 (Y/Y %)

-45.73

-45.52

Q4 (Q/Q %)

1.28

10.39

Q4 (Y/Y %)

-1.99

5.05

TOTAL

-18.79

-17.70

### PASSENGERS MOVEMENT FOREIGN



ARR



DEP

Q3

426,194

447,197

Q4

438,549

403,688

FY

1,578,452

1,624,385

### PASSENGER MOVEMENT FOREIGN Q3, Q4 2019 ANALYSIS



ARR



DEP

Q3 (Q/Q %)

12.26

13.35

Q3 (Y/Y %)

9.01

12.11

Q4 (Q/Q %)

2.90

-9.73

Q4 (Y/Y %)

4.01

4.44

\*FY = Full Year



2019

### CARGO MOVEMENT (KG)



IMPORT



EXPORT

**Q3**

1,935,199.00

180,445.00

**Q4**

1,883,818.00

85,048.00

**FY**

57,322,811.52

10,376,232.00

### CARGO MOVEMENT (KG) Q3 and Q4 2019 ANALYSIS



IMPORT



EXPORT

**Q3 (Q/Q %)**

-93.21

-96.67

**Q3 (Y/Y %)**

-91.47

-96.19

**Q4 (Q/Q %)**

(2.66)

(52.87)

**Q4 (Y/Y %)**

(93.79)

(98.26)

**FULL YEAR**

(47.87)

(45.74)

\*FY = Full Year





2021

### PASSENGERS MOVEMENT DOMESTIC 2021



ARR



DEP

Q1

469,599.00

462,810.00

Q2

506,374.00

510,507.00

### PASSENGER MOVEMENT DOMESTIC Q1 AND Q2 ANALYSIS



ARR



DEP

Q1 (Q/Q %)

2.84

1.32

Q1 (Y/Y %)

-22.10

-17.36

Q2 (Q/Q %)

7.83

10.31

Q2 (Y/Y %)

-10.54

72.59

### PASSENGERS MOVEMENT FOREIGN



ARR



DEP

Q1

61,744

56,046

Q2

54,454

55,812

### PASSENGER MOVEMENT FOREIGN Q1 AND Q2 ANALYSIS



ARR



DEP

Q1 (Q/Q %)

6.01

3.11

Q1 (Y/Y %)

-48.25

-47.73

Q2 (Q/Q %)

-11.81

-0.42

Q2 (Y/Y %)








2,997.50

2,266.92













2020





### PASSENGERS MOVEMENT DOMESTIC

	 ARR	 DEP
 Q1	602,827	560,037
 Q2	566,065	295,800
 Q3	279,848	285,588
 Q4	456,650	456,758
 FY	1,905,390	1,598,183





### PASSENGER MOVEMENT Q1, Q2, Q3 & Q4 2020 ANALYSIS

	 ARR	 DEP
 Q1 (Q/Q %)	4.07	-15.8
 Q1 (Y/Y %)	21.95	22.55
 Q2 (Q/Q %)	-6.1	-47.18
 Q2 (Y/Y %)	7.74	-43.41
 Q3 (Q/Q %)	-50.56	-3.45
 Q3 (Y/Y %)	-60.19	-49.79
 Q4 (Q/Q %)	63.18	59.94
 Q4 (Y/Y %)	-21.16	-31.33
 TOTAL	-17.22	-27.81

### PASSENGERS MOVEMENT FOREIGN

	 ARR	 DEP
 Q1	119,317	107,223
 Q2	1,758	2,358

### PASSENGER MOVEMENT FOREIGN Q1, Q2, Q3, Q4 AND FULL YEAR 2020 ANALYSIS

	 ARR	 DEP
 Q1 (Q/Q %)	-16.50	-25.26
 Q1 (Y/Y %)	23.16	-3.02



2020

### PASSENGERS MOVEMENT FOREIGN

	ARR	DEP
Q3	18,165	15,292
Q4	58,241	54,356
FY	197,481	179,229

### PASSENGER MOVEMENT FOREIGN Q1, Q2, Q3, Q4 AND FULL YEAR 2020 ANALYSIS

	ARR	DEP
Q2 (Q/Q %)	-98.53	-97.80
Q2 (Y/Y %)	-98.56	-98.12
Q3 (Q/Q %)	933.28	548.52
Q3 (Y/Y %)	-87.47	-89.96
Q4 (Q/Q %)	220.62	255.45
Q4 (Y/Y %)	-59.24	-62.11
TOTAL	-61.04	-66.30

### CARGO MOVEMENT (KG)

	IMPORT	EXPORT
Q3	809,644.00	73,887.00
Q4	870,861.00	35,348.00

### CARGO MOVEMENT (KG) Q3 and Q4 2020 ANALYSIS

	IMPORT	EXPORT
Q3 (Y/Y %)	-97.52	-98.35
Q4 (Q/Q %)	7.56	-52.16
Q4 (Y/Y %)	-97.58	-99.22

\*FY = Full Year



2019

### PASSENGERS MOVEMENT DOMESTIC



ARR



DEP

Q3

702,912

568,818

Q4

579,237

665,137

FY

2,301,877

2,213,705

### PASSENGER MOVEMENT Q3 & Q4 2019 ANALYSIS



ARR



DEP

Q3 (Q/Q %)

33.79

8.81

Q3 (Y/Y %)

-21.05

-35.00

Q4 (Q/Q %)

-17.59

16.93

Q4 (Y/Y %)

8.07

19.48

TOTAL

-0.64

-4.04

### PASSENGERS MOVEMENT FOREIGN



ARR



DEP

Q3

144,936

152,295

Q4

142,889

143,461

FY

506,844

531,876

### PASSENGER MOVEMENT FOREIGN Q3, Q4 2019 ANALYSIS



ARR



DEP

Q3 (Q/Q %)

18.66

21.29

Q3 (Y/Y %)

7.53

9.13

Q4 (Q/Q %)

-1.41

-5.8

Q4 (Y/Y %)

5.43

4.19

\*FY = Full Year



2019

### CARGO MOVEMENT (KG)



IMPORT



EXPORT

	IMPORT	EXPORT
<b>Q3</b>	32,699,702.69	4,485,000.00
<b>Q4</b>	36,015,530.32	4,556,831.00
<b>FY</b>	73,630,165.40	9,191,825.00

### CARGO MOVEMENT (KG) Q3 and Q4 2019 ANALYSIS



IMPORT



EXPORT

	IMPORT	EXPORT
<b>Q3 (Q/Q %)</b>	1866.41	4178.44
<b>Q3 (Y/Y %)</b>	1412.93	2673.86
<b>Q4 (Q/Q %)</b>	10.14	1.60
<b>Q4 (Y/Y %)</b>	1,277.75	4,426.28
<b>FULL YEAR</b>	637.83	2,221.12

\*FY = Full Year



2021

### PASSENGERS MOVEMENT DOMESTIC 2021



ARR



DEP

Q1

80,225.00

84,788.00

Q2

94,135.00

96,071.00

### PASSENGER MOVEMENT DOMESTIC Q1 AND Q2 ANALYSIS



ARR



DEP

Q1 (Q/Q %)

-15.30

-6.40

Q1 (Y/Y %)

-43.43

-42.05

Q2 (Q/Q %)

17.34

13.31

Q2 (Y/Y %)

1,352.25

1,359.16

### PASSENGERS MOVEMENT FOREIGN



ARR



DEP

Q1

6

----

Q2

43

49

### PASSENGER MOVEMENT FOREIGN Q1 AND Q2 ANALYSIS



ARR



DEP

Q1 (Q/Q %)

-75.00

-100.00

Q1 (Y/Y %)

-99.95

-100.00

Q2 (Q/Q %)

616.67

----

Q2 (Y/Y %)








-34.85

-90.93



2020





### PASSENGERS MOVEMENT DOMESTIC

	 ARR	 DEP
 Q1	141,821	146,306
 Q2	6,482	6,584
 Q3	56,392	58,966
 Q4	94,714	90,582
 FY	299,409	302,438





### PASSENGER MOVEMENT Q1, Q2, Q3 & Q4 2020 ANALYSIS

	 ARR	 DEP
 Q1 (Q/Q %)	-10.5	-3.9
 Q1 (Y/Y %)	12.82	11.45
 Q2 (Q/Q %)	-95.43	-95.5
 Q2 (Y/Y %)	-95.55	-95.47
 Q3 (Q/Q %)	769.98	795.60
 Q3 (Y/Y %)	-62.90	-61.99
 Q4 (Q/Q %)	67.96	53.62
 Q4 (Y/Y %)	-40.23	-40.50
 TOTAL	-48.53	-48.22

### PASSENGERS MOVEMENT FOREIGN

	 ARR	 DEP
 Q1	12,647	16,448
 Q2	66	540

### PASSENGER MOVEMENT FOREIGN Q1, Q2, Q3, Q4 AND FULL YEAR 2020 ANALYSIS

	 ARR	 DEP
 Q1 (Q/Q %)	-34.20	16.15
 Q1 (Y/Y %)	33.28	30.71



2020

### PASSENGERS MOVEMENT FOREIGN

	ARR	DEP
Q3	----	----
Q4	24	32
FY	12,737	17,020

### PASSENGER MOVEMENT FOREIGN Q1, Q2, Q3, Q4 AND FULL YEAR 2020 ANALYSIS

	ARR	DEP
Q2 (Q/Q %)	-99.48	-96.72
Q2 (Y/Y %)	-99.21	-93.36
Q3 (Q/Q %)	-100.00	-100.00
Q3 (Y/Y %)	-100.00	-100.00
Q4 (Q/Q %)	----	----
Q4 (Y/Y %)	-99.88	-99.77
TOTAL	-74.79	-65.54

### CARGO MOVEMENT (KG)

	IMPORT	EXPORT
Q3	829,406.00	22,030.00
Q4	646,854.00	47,401.00

### CARGO MOVEMENT (KG) Q3 and Q4 2020 ANALYSIS

	IMPORT	EXPORT
Q3 (Y/Y %)	-33.46	-74.33
Q4 (Q/Q %)	-22.01	115.17
Q4 (Y/Y %)	-55.22	-76.05






\*FY = Full Year












2019






### PASSENGERS MOVEMENT DOMESTIC

	 ARR	 DEP
 Q3	152,008	155,141
 Q4	158,468	152,247
 FY	581,716	584,120







### PASSENGER MOVEMENT Q3 & Q4 2019 ANALYSIS

	 ARR	 DEP
 Q3 (Q/Q %)	4.45	6.66
 Q3 (Y/Y %)	-39.39	-38.52
 Q4 (Q/Q %)	4.25	-1.87
 Q4 (Y/Y %)	1.72	1.82
 TOTAL	-11.51	-10.72

### PASSENGERS MOVEMENT FOREIGN

	 ARR	 DEP
 Q3	13,482	14,511
 Q4	19,220	14,161
 FY	50,525	49,393

### PASSENGER MOVEMENT FOREIGN Q3, Q4 2019 ANALYSIS






	 ARR	 DEP
 Q3 (Q/Q %)	61.77	78.33
 Q3 (Y/Y %)	3.57	15.9
 Q4 (Q/Q %)	42.56	-2.41
 Q4 (Y/Y %)	36.26	24.36

\*FY = Full Year










2019

### CARGO MOVEMENT (KG)

	 IMPORT	 EXPORT
 Q3	1,246,509.00	85,818.00
 Q4	1,444,530.00	197,882.00
 FY	6,790,971.80	789,559.00

### CARGO MOVEMENT (KG) Q3 and Q4 2019 ANALYSIS

	 IMPORT	 EXPORT
 Q3 (Q/Q %)	-20.8	-53.22
 Q3 (Y/Y %)	-43.363834	-50.66797
 Q4 (Q/Q %)	15.89	130.58
 Q4 (Y/Y %)	(44.73)	34.81
 FULL YEAR	(11.05)	(42.92)

\*FY = Full Year



2021

### PASSENGERS MOVEMENT DOMESTIC 2021



ARR



DEP

Q1

56,021.00

56,660.00

Q2

55,127.00

54,471.00

### PASSENGER MOVEMENT DOMESTIC Q1 AND Q2 ANALYSIS



ARR



DEP

Q1 (Q/Q %)

-5.23

-0.92

Q1 (Y/Y %)

-29.42

-34.98

Q2 (Q/Q %)

-1.60

-3.86

Q2 (Y/Y %)

36.65

34.94

### PASSENGERS MOVEMENT FOREIGN



ARR



DEP

Q1

214

163

Q2

2,942

3,501

### PASSENGER MOVEMENT FOREIGN Q1 AND Q2 ANALYSIS



ARR



DEP

Q1 (Q/Q %)

-36.12

80.80

Q1 (Y/Y %)

----

----

Q2 (Q/Q %)

1,274.77

2,047.85

Q2 (Y/Y %)








41,928.57

906.03



2020





### PASSENGERS MOVEMENT DOMESTIC

	 ARR	 DEP
 Q1	79,369	87,139
 Q2	40,342	40,366
 Q3	39,099	39,836
 Q4	59,115	57,184
 FY	217,925	224,525





### PASSENGER MOVEMENT Q1, Q2, Q3 & Q4 2020 ANALYSIS

	 ARR	 DEP
 Q1 (Q/Q %)	7.69	17.12
 Q1 (Y/Y %)	37.63	42.70
 Q2 (Q/Q %)	-49.17	-53.68
 Q2 (Y/Y %)	-44.13	-43.11
 Q3 (Q/Q %)	-3.08	-1.31
 Q3 (Y/Y %)	-41.56	-42.54
 Q4 (Q/Q %)	51.19	43.55
 Q4 (Y/Y %)	-19.79	-23.14
 TOTAL	-19.43	-18.58

### PASSENGERS MOVEMENT FOREIGN

	 ARR	 DEP
 Q1	----	----
 Q2	7	348






### PASSENGER MOVEMENT FOREIGN Q1, Q2, Q3, Q4 AND FULL YEAR 2020 ANALYSIS

	 ARR	 DEP
 Q1 (Q/Q %)	-100.00	-100.00
 Q1 (Y/Y %)	-100.00	-100.00











2020





### PASSENGERS MOVEMENT FOREIGN

	 ARR	 DEP
 Q3	399	1,075
 Q4	335	849
 FY	741	2,272






### PASSENGER MOVEMENT FOREIGN Q1, Q2, Q3, Q4 AND FULL YEAR 2020 ANALYSIS

	 ARR	 DEP
 Q2 (Q/Q %)	----	----
 Q2 (Y/Y %)	- 99.97	- 98.86
 Q3 (Q/Q %)	5,600.00	208.91
 Q3 (Y/Y %)	-98.03	-94.29
 Q4 (Q/Q %)	-16.04	- 21.02
 Q4 (Y/Y %)	-98.30	-96.66
 TOTAL	-99.20	-97.59

### CARGO MOVEMENT (KG)

	 IMPORT	 EXPORT
 Q3	1,483,959.73	918,631.50
 Q4	1,802,940.90	164,879.57

### CARGO MOVEMENT (KG) Q3 and Q4 2020 ANALYSIS

	 IMPORT	 EXPORT
 Q3 (Y/Y %)	----	----
 Q4 (Q/Q %)	21.50	-82.05
 Q4 (Y/Y %)	----	----

\*FY = Full Year



2019

### PASSENGERS MOVEMENT DOMESTIC



ARR



DEP

Q3

66,910

69,327

Q4

73,699

74,403

FY

270,490

275,752

### PASSENGER MOVEMENT Q3 & Q4 2019 ANALYSIS



ARR



DEP

Q3 (Q/Q %)

-7.34

-2.30

Q3 (Y/Y %)

-22.40

-15.40

Q4 (Q/Q %)

10.15

7.32

Q4 (Y/Y %)

18.79

15.88

TOTAL

15.35

20.90

### PASSENGERS MOVEMENT FOREIGN



ARR



DEP

Q3

20,209

18,814

Q4

19,654

25,433

FY

93,202

94,239

### PASSENGER MOVEMENT FOREIGN Q3, Q4 2019 ANALYSIS



ARR



DEP

Q3 (Q/Q %)

-16.14

-38.56

Q3 (Y/Y %)

15.49

-10.85

Q4 (Q/Q %)

-2.75

35.18

Q4 (Y/Y %)

1.05






47.46

\*FY = Full Year










2019

### CARGO MOVEMENT (KG)

	 IMPORT	 EXPORT
 Q3	----	----
 Q4	----	----
 FY	7,037,713.99	1,800,864.90

### CARGO MOVEMENT (KG) Q3 and Q4 2019 ANALYSIS

	 IMPORT	 EXPORT
 Q3 (Q/Q %)	-100.00	-100.00
 Q3 (Y/Y %)	-100.00	-100.00
 Q4 (Q/Q %)	----	----
 Q4 (Y/Y %)	(100.00)	(100.00)
 FULL YEAR	(37.67)	(52.86)

\*FY = Full Year



2021

### PASSENGERS MOVEMENT DOMESTIC 2021



ARR



DEP

Q1

48,283.00

55,088.00

Q2

60,615.00

62,808.00

### PASSENGER MOVEMENT DOMESTIC Q1 AND Q2 ANALYSIS



ARR



DEP

Q1 (Q/Q %)

-4.05

38.66

Q1 (Y/Y %)

----

----

Q2 (Q/Q %)

25.54

14.01

Q2 (Y/Y %)

21.19

995.74

### PASSENGERS MOVEMENT FOREIGN



ARR



DEP

Q1

----

----

Q2

----

----

### PASSENGER MOVEMENT FOREIGN Q1 AND Q2 ANALYSIS



ARR



DEP

Q1 (Q/Q %)

----

----

Q1 (Y/Y %)

----

----

Q2 (Q/Q %)

----

----

Q2 (Y/Y %)

----








----
















2020





### PASSENGERS MOVEMENT DOMESTIC

	 ARR	 DEP
 Q1	----	----
 Q2	50,015	5,732
 Q3	6,788	6,885
 Q4	50,320	39,728
 FY	107,123	52,345





### PASSENGER MOVEMENT Q1, Q2, Q3 & Q4 2020 ANALYSIS

	 ARR	 DEP
 Q1 (Q/Q %)	-100.00	-100.00
 Q1 (Y/Y %)	-100.00	-100.00
 Q2 (Q/Q %)	----	----
 Q2 (Y/Y %)	50.15	-82.95
 Q3 (Q/Q %)	-86.43	20.12
 Q3 (Y/Y %)	-64.71	-65.03
 Q4 (Q/Q %)	641.31	477.02
 Q4 (Y/Y %)	122,631.71	94,490.48
 TOTAL	21.32	-44.50

### PASSENGERS MOVEMENT FOREIGN

	 ARR	 DEP
 Q1	----	----
 Q2	----	----

### PASSENGER MOVEMENT FOREIGN Q1, Q2, Q3, Q4 AND FULL YEAR 2020 ANALYSIS

	 ARR	 DEP
 Q1 (Q/Q %)	----	----
 Q1 (Y/Y %)	-100.00	-100.00



2020

### PASSENGERS MOVEMENT FOREIGN



ARR



DEP

Q3

----

----

Q4

----

----

FY

----

----

### PASSENGER MOVEMENT FOREIGN Q1, Q2, Q3, Q4 AND FULL YEAR 2020 ANALYSIS



ARR



DEP

Q2 (Q/Q %)

----

----

Q2 (Y/Y %)

-100.00

-100.00

Q3 (Q/Q %)

----

----

Q3 (Y/Y %)

-100.00

-100.00

Q4 (Q/Q %)

----

----

Q4 (Y/Y %)

----

----

TOTAL

-100.00

-100.00

### CARGO MOVEMENT (KG)



IMPORT



EXPORT

Q3

----

----

Q4

----

----

### CARGO MOVEMENT (KG) Q3 and Q4 2020 ANALYSIS



IMPORT



EXPORT

Q3 (Y/Y %)

-100.00

-100.00

Q4 (Q/Q %)

----

----

Q4 (Y/Y %)

-100.00

-100.00

\*FY = Full Year



2019

### PASSENGERS MOVEMENT DOMESTIC



ARR



DEP

Q3

19,237

19,691

Q4

41

42

FY

88,297

94,311

### PASSENGER MOVEMENT Q3 & Q4 2019 ANALYSIS



ARR



DEP

Q3 (Q/Q %)

-42.25

-41.42

Q3 (Y/Y %)

-75.50

-76.47

Q4 (Q/Q %)

-99.79

-99.79

Q4 (Y/Y %)

-99.92

-99.90

TOTAL

-57.17

-55.15

### PASSENGERS MOVEMENT FOREIGN



ARR



DEP

Q3

3,967

4,454

Q4

----

----

FY

14,797

19,716

### PASSENGER MOVEMENT FOREIGN Q3, Q4 2019 ANALYSIS



ARR



DEP

Q3 (Q/Q %)

-31.99

-29.45

Q3 (Y/Y %)

-27.37

-15.55

Q4 (Q/Q %)

-100.00

-100.00

Q4 (Y/Y %)

-100.00

-100.00

\*FY = Full Year



2019

### CARGO MOVEMENT (KG)



IMPORT



EXPORT

	IMPORT	EXPORT
<b>Q3</b>	2,479,114.40	282,299.90
<b>Q4</b>	3,698,012.14	1,009,979.09
<b>FY</b>	6,648,196.54	1,292,278.99

### CARGO MOVEMENT (KG) Q3 and Q4 2019 ANALYSIS



IMPORT



EXPORT

	IMPORT	EXPORT
<b>Q3 (Q/Q %)</b>	1498.85	-----
<b>Q3 (Y/Y %)</b>	777.10	282.56
<b>Q4 (Q/Q %)</b>	49.17	257.77
<b>Q4 (Y/Y %)</b>	3,378.48	104.16
<b>FULL YEAR</b>	1,347.45	46.54

\*FY = Full Year



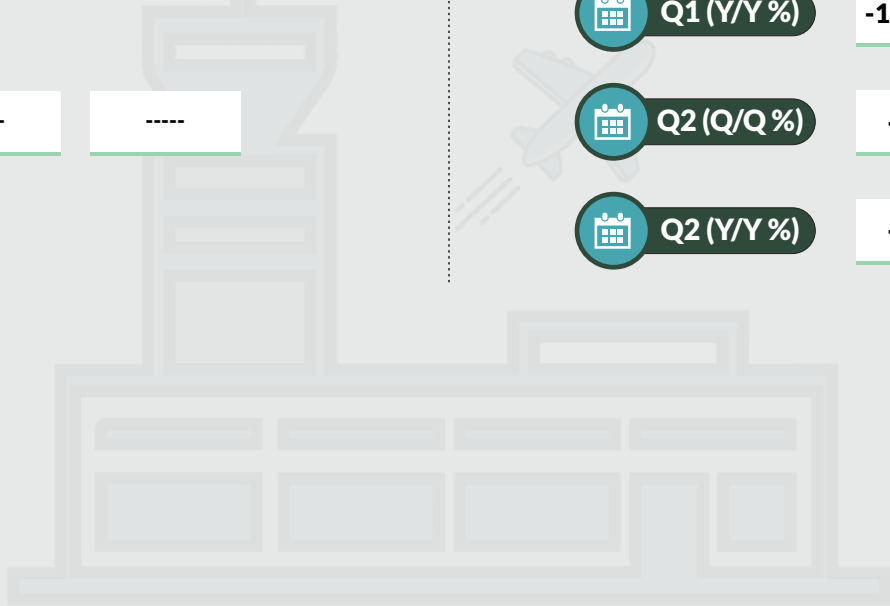
2021

### PASSENGERS MOVEMENT DOMESTIC 2021

	ARR	DEP
Q1	----	----
Q2	----	----

### PASSENGER MOVEMENT DOMESTIC Q1 AND Q2 ANALYSIS

	ARR	DEP
Q1 (Q/Q %)	----	----
Q1 (Y/Y %)	-100.00	-100.00
Q2 (Q/Q %)	----	----
Q2 (Y/Y %)	----	----













2020

### PASSENGERS MOVEMENT DOMESTIC

### PASSENGER MOVEMENT Q1, Q2, Q3 & Q4 2020 ANALYSIS

	 ARR	 DEP
 Q1	11,548	14,122
 Q2	----	----
 Q3	----	----
 Q4	----	----
 FY	11,548	14,122

	 ARR	 DEP
 Q1 (Q/Q %)	25.75	49.46
 Q1 (Y/Y %)	-28.61	-24.95
 Q2 (Q/Q %)	-100.00	-100.00
 Q2 (Y/Y %)	-100.00	-100.00
 Q3 (Q/Q %)	----	----
 Q3 (Y/Y %)	----	----
 Q4 (Q/Q %)	----	----
 Q4 (Y/Y %)	----	----
 TOTAL	-71.62	-68.58

\*FY = Full Year



2019

### PASSENGERS MOVEMENT DOMESTIC



ARR



DEP

	ARR	DEP
Q3	-----	-----
Q4	9,184	9,449
FY	40,695	44,946

### PASSENGER MOVEMENT Q3 & Q4 2019 ANALYSIS



ARR



DEP

	ARR	DEP
Q3 (Q/Q %)	-100.00	-100.00
Q3 (Y/Y %)	-100.00	-100.00
Q4 (Q/Q %)	-----	-----
Q4 (Y/Y %)	-50.00	-50.00
TOTAL	-65.58	-61.46

\*FY = Full Year



2021

### PASSENGERS MOVEMENT DOMESTIC 2021

	ARR	DEP
Q1	9,915.00	8,838.00
Q2	5,203.00	5,174.00

### PASSENGER MOVEMENT DOMESTIC Q1 AND Q2 ANALYSIS

	ARR	DEP
Q1 (Q/Q %)	-5.64	-14.85
Q1 (Y/Y %)	-40.22	-44.02
Q2 (Q/Q %)	-47.52	-41.46
Q2 (Y/Y %)	74,228.57	86,133.33

### PASSENGERS MOVEMENT FOREIGN

	ARR	DEP
Q1	----	----
Q2	----	----

### PASSENGER MOVEMENT FOREIGN Q1 AND Q2 ANALYSIS

	ARR	DEP
Q1 (Q/Q %)	----	----
Q1 (Y/Y %)	----	----
Q2 (Q/Q %)	----	----
Q2 (Y/Y %)	----	----





2020

### PASSENGERS MOVEMENT DOMESTIC



ARR



DEP

	ARR	DEP
Q1	16,585	15,787
Q2	7	6
Q3	6,959	7,650
Q4	10,508	10,379
FY	34,059	33,822

### PASSENGER MOVEMENT Q1, Q2, Q3 & Q4 2020 ANALYSIS



ARR



DEP

	ARR	DEP
Q1 (Q/Q %)	-21.48	-26.97
Q1 (Y/Y %)	-11.66	-16.62
Q2 (Q/Q %)	-99.96	-99.96
Q2 (Y/Y %)	-99.97	-99.97
Q3 (Q/Q %)	99,314.29	127,400.00
Q3 (Y/Y %)	5.87	11.53
Q4 (Q/Q %)	51.00	35.67
Q4 (Y/Y %)	-50.25	-51.99
TOTAL	-50.89	-51.33

### PASSENGERS MOVEMENT FOREIGN



ARR



DEP

	ARR	DEP
Q1	----	----
Q2	----	----

### PASSENGER MOVEMENT FOREIGN Q1, Q2, Q3, Q4 AND FULL YEAR 2020 ANALYSIS



ARR



DEP

	ARR	DEP
Q1 (Q/Q %)	-100.00	----
Q1 (Y/Y %)	-100.00	----



2020

### PASSENGERS MOVEMENT FOREIGN



ARR



DEP

	ARR	DEP
Q3	----	----
Q4	----	----
FY	----	----

### PASSENGER MOVEMENT FOREIGN Q1, Q2, Q3, Q4 AND FULL YEAR 2020 ANALYSIS



ARR



DEP

	ARR	DEP
Q2 (Q/Q %)	----	----
Q2 (Y/Y %)	-100.00	----
Q3 (Q/Q %)	----	----
Q3 (Y/Y %)	-100.00	-100.00
Q4 (Q/Q %)	----	----
Q4 (Y/Y %)	-100.00	----
TOTAL	-100.00	-100.00

\*FY = Full Year



2019

### PASSENGERS MOVEMENT DOMESTIC



ARR



DEP

Q3

6,573

6,859

Q4

21,122

21,617

FY

69,355

69,492

### PASSENGER MOVEMENT Q3 & Q4 2019 ANALYSIS



ARR



DEP

Q3 (Q/Q %)

-71.28

-68.94

Q3 (Y/Y %)

-84.36

-84.31

Q4 (Q/Q %)

221.34

215.16

Q4 (Y/Y %)

-3.66

0.99

TOTAL

-34.56

-36.16

### PASSENGERS MOVEMENT FOREIGN



ARR



DEP

Q3

3,706

3,637

Q4

50

----

FY

3,784

3,637

### PASSENGER MOVEMENT FOREIGN Q3, Q4 2019 ANALYSIS



ARR



DEP

Q3 (Q/Q %)

14153.85

----

Q3 (Y/Y %)

-2.52

18.86

Q4 (Q/Q %)

-98.65

-100.00

Q4 (Y/Y %)

-81.13

-100.00

\*FY = Full Year



2021

### PASSENGERS MOVEMENT DOMESTIC 2021



ARR



DEP

Q1

17,162.00

17,647.00

Q2

20,802.00

21,111.00

### PASSENGER MOVEMENT DOMESTIC Q1 AND Q2 ANALYSIS



ARR



DEP

Q1 (Q/Q %)

-4.35

-0.56

Q1 (Y/Y %)

7.69

2.62

Q2 (Q/Q %)

21.21

19.63

Q2 (Y/Y %)

53,238.46

52,677.50

### PASSENGERS MOVEMENT FOREIGN



ARR



DEP

Q1

----

----

Q2

----

----

### PASSENGER MOVEMENT FOREIGN Q1 AND Q2 ANALYSIS



ARR



DEP

Q1 (Q/Q %)

----

----

Q1 (Y/Y %)

----

----

Q2 (Q/Q %)

----

----

Q2 (Y/Y %)

----

----



2020

### PASSENGERS MOVEMENT DOMESTIC



ARR



DEP

	ARR	DEP
Q1	15,937	17,197
Q2	39	40
Q3	11,520	12,357
Q4	17,942	17,746
FY	45,438	47,340

### PASSENGER MOVEMENT Q1, Q2, Q3 & Q4 2020 ANALYSIS



ARR



DEP

Q1 (Q/Q %)	136.31	146.62
Q1 (Y/Y %)	-5.64	-3.38
Q2 (Q/Q %)	-99.76	-99.77
Q2 (Y/Y %)	-99.79	-99.79
Q3 (Q/Q %)	29,438.46	30,792.50
Q3 (Y/Y %)	-37.31	-33.05
Q4 (Q/Q %)	55.75	43.61
Q4 (Y/Y %)	166.04	154.50
TOTAL	-25.07	-23.85

### PASSENGERS MOVEMENT FOREIGN



ARR



DEP

Q1	----	----
Q2	----	----

### PASSENGER MOVEMENT FOREIGN Q1, Q2, Q3, Q4 AND FULL YEAR 2020 ANALYSIS



ARR



DEP

Q1 (Q/Q %)	----	----
Q1 (Y/Y %)	----	----



2020

### PASSENGERS MOVEMENT FOREIGN



ARR



DEP

	ARR	DEP
Q3	----	----
Q4	----	----
FY	----	----

### PASSENGER MOVEMENT FOREIGN Q1, Q2, Q3, Q4 AND FULL YEAR 2020 ANALYSIS



ARR



DEP

	ARR	DEP
Q2 (Q/Q %)	----	----
Q2 (Y/Y %)	----	----
Q3 (Q/Q %)	----	----
Q3 (Y/Y %)	-100.00	-100.00
Q4 (Q/Q %)	----	----
Q4 (Y/Y %)	----	----
TOTAL	-100.00	-100.00

\*FY = Full Year



2019

### PASSENGERS MOVEMENT DOMESTIC



ARR



DEP

Q3

18,375

18,458

Q4

6,744

6,973

FY

60,644

62,166

### PASSENGER MOVEMENT Q3 & Q4 2019 ANALYSIS



ARR



DEP

Q3 (Q/Q %)

-1.40

-2.53

Q3 (Y/Y %)

-54.74

-56.06

Q4 (Q/Q %)

-63.30

-62.22

Q4 (Y/Y %)

-67.98

-68.50

TOTAL

-40.70

-41.44

### PASSENGERS MOVEMENT FOREIGN



ARR



DEP

Q3

93

313

Q4

----

----

FY

93

313

### PASSENGER MOVEMENT FOREIGN Q3, Q4 2019 ANALYSIS



ARR



DEP

Q3 (Q/Q %)

----

----

Q3 (Y/Y %)

----

----

Q4 (Q/Q %)

-100.00

-100.00

Q4 (Y/Y %)

----

----

\*FY = Full Year



2021

### PASSENGERS MOVEMENT DOMESTIC 2021



ARR



DEP

Q1

12,442.00

12,670.00

Q2

15,449.00

15,132.00

### PASSENGER MOVEMENT DOMESTIC Q1 AND Q2 ANALYSIS



ARR



DEP

Q1 (Q/Q %)

-10.90

-6.68

Q1 (Y/Y %)

-18.72

-19.59

Q2 (Q/Q %)

24.17

19.43

Q2 (Y/Y %)

6,827.80

8,079.46

### PASSENGERS MOVEMENT FOREIGN



ARR



DEP

Q1

----

----

Q2

----

----

### PASSENGER MOVEMENT FOREIGN Q1 AND Q2 ANALYSIS



ARR



DEP

Q1 (Q/Q %)

----

----

Q1 (Y/Y %)

----

----

Q2 (Q/Q %)

----

----

Q2 (Y/Y %)

----








----














2020





### PASSENGERS MOVEMENT DOMESTIC

	 ARR	 DEP
 Q1	15,307	15,756
 Q2	223	185
 Q3	8,858	9,306
 Q4	13,964	13,577
 FY	38,352	38,824





### PASSENGER MOVEMENT Q1, Q2, Q3 & Q4 2020 ANALYSIS

	 ARR	 DEP
 Q1 (Q/Q %)	146.29	160.39
 Q1 (Y/Y %)	9.68	8.91
 Q2 (Q/Q %)	-98.54	-98.83
 Q2 (Y/Y %)	-98.68	-98.9
 Q3 (Q/Q %)	3,872.20	4,930.27
 Q3 (Y/Y %)	27.22	45.25
 Q4 (Q/Q %)	57.64	45.90
 Q4 (Y/Y %)	124.68	124.38
 TOTAL	-12.82	-11.29

### PASSENGERS MOVEMENT FOREIGN

	 ARR	 DEP
 Q1	----	----
 Q2	----	----

### PASSENGER MOVEMENT FOREIGN Q1, Q2, Q3, Q4 AND FULL YEAR 2020 ANALYSIS

	 ARR	 DEP
 Q1 (Q/Q %)	----	----
 Q1 (Y/Y %)	----	----



2020

### PASSENGERS MOVEMENT FOREIGN



ARR



DEP

Q3

----

----

Q4

----

----

FY

----

----

### PASSENGER MOVEMENT FOREIGN Q1, Q2, Q3, Q4 AND FULL YEAR 2020 ANALYSIS



ARR



DEP

Q2 (Q/Q %)

----

----

Q2 (Y/Y %)

-100.00

-100.00

Q3 (Q/Q %)

----

----

Q3 (Y/Y %)

-100.00

-100.00

Q4 (Q/Q %)

----

----

Q4 (Y/Y %)

----

----

TOTAL

-100.00

-100.00

\*FY = Full Year



2019

### PASSENGERS MOVEMENT DOMESTIC



ARR



DEP

Q3

6,963

6,407

Q4

6,215

6,051

FY

43,990

43,767

### PASSENGER MOVEMENT Q3 & Q4 2019 ANALYSIS



ARR



DEP

Q3 (Q/Q %)

-58.69

-61.96

Q3 (Y/Y %)

-67.09

-70.07

Q4 (Q/Q %)

-10.74

-5.56

Q4 (Y/Y %)

-57.29

-57.44

TOTAL

-22.64

-23.26

### PASSENGERS MOVEMENT FOREIGN



ARR



DEP

Q3

5,668

5,097

Q4

----

----

FY

6,787

6,166

### PASSENGER MOVEMENT FOREIGN Q3, Q4 2019 ANALYSIS



ARR



DEP

Q3 (Q/Q %)

406.52

376.8

Q3 (Y/Y %)

----

----

Q4 (Q/Q %)

-100.00

-100.00

Q4 (Y/Y %)

----

----

\*FY = Full Year



2021

### PASSENGERS MOVEMENT DOMESTIC 2021



ARR



DEP

Q1

39,241.00

40,707.00

Q2

43,843.00

44,959.00

### PASSENGER MOVEMENT DOMESTIC Q1 AND Q2 ANALYSIS



ARR



DEP

Q1 (Q/Q %)

-1.59

4.10

Q1 (Y/Y %)

33.32

42.64

Q2 (Q/Q %)

11.73

10.45

Q2 (Y/Y %)

43,743.00



















51,577.01



2020

### PASSENGERS MOVEMENT DOMESTIC

### PASSENGER MOVEMENT Q1, Q2, Q3 & Q4 2020 ANALYSIS

	 ARR	 DEP		 ARR	 DEP
 Q1	29,433	28,538	 Q1 (Q/Q %)	-42.07	-41.26
 Q2	100	87	 Q1 (Y/Y %)	-9.58	-14.52
 Q3	22,794	22,455	 Q2 (Q/Q %)	-99.66	-99.7
 Q4	39,874	39,105	 Q2 (Y/Y %)	-99.77	-99.8
 FY	92,201	90,185	 Q3 (Q/Q %)	22,694.00	25,710.34
			 Q3 (Y/Y %)	-47.19	-48.41
			 Q4 (Q/Q %)	74.93	74.15
			 Q4 (Y/Y %)	-21.52	-19.52
			 TOTAL	-45.73	-46.87



2019

### PASSENGERS MOVEMENT DOMESTIC



ARR



DEP

Q3

43,161

43,529

Q4

50,807

48,587

FY

169,900

169,744

### PASSENGER MOVEMENT Q3 & Q4 2019 ANALYSIS



ARR



DEP

Q3 (Q/Q %)

-0.51

-1.61

Q3 (Y/Y %)

-41.86

-43.18

Q4 (Q/Q %)

17.72

11.62

Q4 (Y/Y %)

25.83

25.05

TOTAL

-10.04

-11.63

\*FY = Full Year



2021

### PASSENGERS MOVEMENT DOMESTIC 2021



ARR



DEP

Q1

21,892.00

22,024.00

Q2

20,600.00

19,777.00

### PASSENGER MOVEMENT DOMESTIC Q1 AND Q2 ANALYSIS



ARR



DEP

Q1 (Q/Q %)

-10.74

-8.14

Q1 (Y/Y %)

-28.26

-23.61

Q2 (Q/Q %)

-5.90

-10.20

Q2 (Y/Y %)

272.92

261.03

### PASSENGERS MOVEMENT FOREIGN



ARR



DEP

Q1

30

----

Q2

12

18

### PASSENGER MOVEMENT FOREIGN Q1 AND Q2 ANALYSIS



ARR



DEP

Q1 (Q/Q %)

----

----

Q1 (Y/Y %)

200.00

-100.00

Q2 (Q/Q %)

-60.00

----

Q2 (Y/Y %)








----

----



2020





### PASSENGERS MOVEMENT DOMESTIC

	 ARR	 DEP
 Q1	30,516	28,830
 Q2	5,524	5,478
 Q3	13,493	13,405
 Q4	24,526	23,975
 FY	74,059	71,688





### PASSENGER MOVEMENT Q1, Q2, Q3 & Q4 2020 ANALYSIS

	 ARR	 DEP
 Q1 (Q/Q %)	53.30	47.87
 Q1 (Y/Y %)	15.90	13.69
 Q2 (Q/Q %)	-81.90	-81.00
 Q2 (Y/Y %)	-78.03	-78.67
 Q3 (Q/Q %)	144.26	144.71
 Q3 (Y/Y %)	-55.06	-54.08
 Q4 (Q/Q %)	81.77	78.85
 Q4 (Y/Y %)	23.21	22.97
 TOTAL	-26.97	-28.12

### PASSENGERS MOVEMENT FOREIGN

	 ARR	 DEP
 Q1	10	5
 Q2	----	----

### PASSENGER MOVEMENT FOREIGN Q1, Q2, Q3, Q4 AND FULL YEAR 2020 ANALYSIS

	 ARR	 DEP
 Q1 (Q/Q %)	-97.64	-98.93
 Q1 (Y/Y %)	-52.38	-78.26





2020

### PASSENGERS MOVEMENT FOREIGN



ARR



DEP

Q3

----

----

Q4

----

----

FY

10

5

### PASSENGER MOVEMENT FOREIGN Q1, Q2, Q3, Q4 AND FULL YEAR 2020 ANALYSIS



ARR



DEP

Q2 (Q/Q %)

-100.00

-100.00

Q2 (Y/Y %)

-100.00

-100.00

Q3 (Q/Q %)

----

----

Q3 (Y/Y %)

-100.00

-100.00

Q4 (Q/Q %)

----

----

Q4 (Y/Y %)

-100.00

-100.00

TOTAL

-99.88

-99.93

\*FY = Full Year



2019

### PASSENGERS MOVEMENT DOMESTIC



ARR



DEP

Q3

30,024

29,190

Q4

19,906

19,497

FY

101,403

99,730

### PASSENGER MOVEMENT Q3 & Q4 2019 ANALYSIS



ARR



DEP

Q3 (Q/Q %)

19.41

13.65

Q3 (Y/Y %)

-36.23

-39.27

Q4 (Q/Q %)

-33.70

-33.21

Q4 (Y/Y %)

-30.85

-31.08

TOTAL

-17.52

-19.85

### PASSENGERS MOVEMENT FOREIGN



ARR



DEP

Q3

4,775

3,841

Q4

423

467

FY

8,446

7,398

### PASSENGER MOVEMENT FOREIGN Q3, Q4 2019 ANALYSIS



ARR



DEP

Q3 (Q/Q %)

47.97

25.24

Q3 (Y/Y %)

92.08

61.05

Q4 (Q/Q %)

-91.14

-87.84

Q4 (Y/Y %)

1144.12

1273.53

\*FY = Full Year



2021

### PASSENGERS MOVEMENT DOMESTIC 2021



ARR



DEP

Q1

5,840.00

6,121.00

Q2

6,438.00

6,391.00

### PASSENGER MOVEMENT DOMESTIC Q1 AND Q2 ANALYSIS



ARR



DEP

Q1 (Q/Q %)

-5.46

15.38

Q1 (Y/Y %)

-32.97

-19.96

Q2 (Q/Q %)

10.24

4.41

Q2 (Y/Y %)

4,814.50

5,710.00

### PASSENGERS MOVEMENT FOREIGN



ARR



DEP

Q1

----

----

Q2

----

----

### PASSENGER MOVEMENT FOREIGN Q1 AND Q2 ANALYSIS



ARR



DEP

Q1 (Q/Q %)

----

----

Q1 (Y/Y %)

----

----

Q2 (Q/Q %)

----

----

Q2 (Y/Y %)








----

----














2020





### PASSENGERS MOVEMENT DOMESTIC

	 ARR	 DEP
 Q1	8,712	7,647
 Q2	131	110
 Q3	3,110	3,039
 Q4	6,177	5,305
 FY	18,130	16,101





### PASSENGER MOVEMENT Q1, Q2, Q3 & Q4 2020 ANALYSIS

	 ARR	 DEP
 Q1 (Q/Q %)	5.29	-2.08
 Q1 (Y/Y %)	5.09	-7.53
 Q2 (Q/Q %)	-98.50	-98.56
 Q2 (Y/Y %)	-98.56	-98.73
 Q3 (Q/Q %)	2,274.05	2,662.73
 Q3 (Y/Y %)	-----	-----
 Q4 (Q/Q %)	98.62	74.56
 Q4 (Y/Y %)	-25.34	-32.07
 TOTAL	-29.34	-34.93

### PASSENGERS MOVEMENT FOREIGN

	 ARR	 DEP
 Q1	-----	-----
 Q2	-----	-----

### PASSENGER MOVEMENT FOREIGN Q1, Q2, Q3, Q4 AND FULL YEAR 2020 ANALYSIS

	 ARR	 DEP
 Q1 (Q/Q %)	-----	-----
 Q1 (Y/Y %)	-----	-----



2020

### PASSENGERS MOVEMENT FOREIGN



ARR



DEP

Q3

----

----

Q4

----

----

FY

----

----

### PASSENGER MOVEMENT FOREIGN Q1, Q2, Q3, Q4 AND FULL YEAR 2020 ANALYSIS



ARR



DEP

Q2 (Q/Q %)

----

----

Q2 (Y/Y %)

----

----

Q3 (Q/Q %)

----

----

Q3 (Y/Y %)

----

----

Q4 (Q/Q %)

----

----

Q4 (Y/Y %)

----

----

TOTAL

----

----

\*FY = Full Year



2019

### PASSENGERS MOVEMENT DOMESTIC



ARR



DEP

Q3

----

----

Q4

8,274

7,810

FY

25,657

24,745

### PASSENGER MOVEMENT Q3 & Q4 2019 ANALYSIS



ARR



DEP

Q3 (Q/Q %)

-100.00

-100.00

Q3 (Y/Y %)

-100.00

-100.00

Q4 (Q/Q %)

----

----

Q4 (Y/Y %)

-20.25

-21.00

TOTAL

-45.76

-45.27

### PASSENGERS MOVEMENT FOREIGN



ARR



DEP

Q3

----

----

Q4

----

----

FY

----

----

### PASSENGER MOVEMENT FOREIGN Q3, Q4 2019 ANALYSIS



ARR



DEP

Q3 (Q/Q %)

----

----

Q3 (Y/Y %)

----

----

Q4 (Q/Q %)

----

----

Q4 (Y/Y %)

----

----

\*FY = Full Year



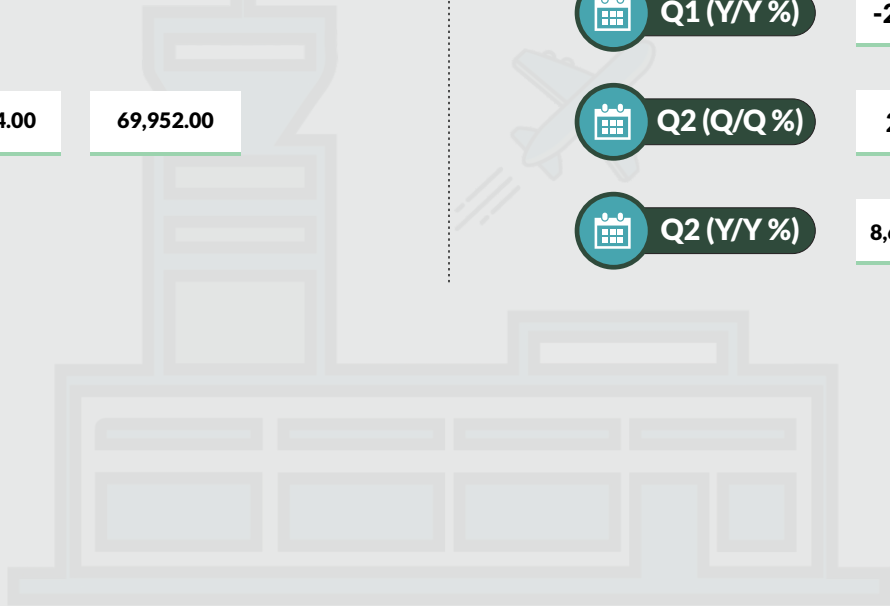
### 2021

#### PASSENGERS MOVEMENT DOMESTIC 2021

	ARR	DEP
<b>Q1</b>	63,258.00	74,634.00
<b>Q2</b>	65,044.00	69,952.00

#### PASSENGER MOVEMENT DOMESTIC Q1 AND Q2 ANALYSIS








	ARR	DEP
<b>Q1 (Q/Q %)</b>	-9.04	28.74
<b>Q1 (Y/Y %)</b>	-20.98	-9.48
<b>Q2 (Q/Q %)</b>	2.82	-6.27
<b>Q2 (Y/Y %)</b>	8,689.73	7,804.18
















2020

### PASSENGERS MOVEMENT DOMESTIC

	 ARR	 DEP
 Q1	80,056	82,453
 Q2	740	885
 Q3	38,316	38,465
 Q4	69,548	57,974
 FY	188,660	179,777

### PASSENGER MOVEMENT Q1, Q2, Q3 & Q4 2020 ANALYSIS

	 ARR	 DEP
 Q1 (Q/Q %)	-0.47	41.65
 Q1 (Y/Y %)	68.08	42.43
 Q2 (Q/Q %)	-99.08	-98.93
 Q2 (Y/Y %)	-98.59	-98.32
 Q3 (Q/Q %)	5,077.84	4,246.33
 Q3 (Y/Y %)	-7.09	-6.22
 Q4 (Q/Q %)	81.51	50.72
 Q4 (Y/Y %)	-13.53	-0.40
 TOTAL	-15.01	-14.34





2019

### PASSENGERS MOVEMENT DOMESTIC



ARR



DEP

Q3

41,240

41,018

Q4

80,432

58,209

FY

221,967

209,880

### PASSENGER MOVEMENT Q3 & Q4 2019 ANALYSIS



ARR



DEP

Q3 (Q/Q %)

-21.69

-22.26

Q3 (Y/Y %)

-65.83

-68.71

Q4 (Q/Q %)

95.03

41.91

Q4 (Y/Y %)

11.60

-1.06

TOTAL

-29.19

-34.61



2021

### PASSENGERS MOVEMENT DOMESTIC 2021

	ARR	DEP
Q1	17,692.00	18,517.00
Q2	17,907.00	18,032.00

### PASSENGER MOVEMENT DOMESTIC Q1 AND Q2 ANALYSIS

	ARR	DEP
Q1 (Q/Q %)	-5.14	4.73
Q1 (Y/Y %)	-29.23	-29.74
Q2 (Q/Q %)	1.22	-2.62
Q2 (Y/Y %)	8,853.50	8,782.76

### PASSENGERS MOVEMENT FOREIGN

	ARR	DEP
Q1	----	----
Q2	----	----

### PASSENGER MOVEMENT FOREIGN Q1 AND Q2 ANALYSIS






	ARR	DEP
Q1 (Q/Q %)	----	----
Q1 (Y/Y %)	-100.00	-100.00
Q2 (Q/Q %)	----	----
Q2 (Y/Y %)	----	----





2020

### PASSENGERS MOVEMENT DOMESTIC

 **ARR**  
 **DEP**



	ARR	DEP
 Q1	24,998	26,355
 Q2	200	203
 Q3	11,864	11,930
 Q4	18,650	17,680
 FY	55,712	56,168



### PASSENGER MOVEMENT Q1, Q2, Q3 & Q4 2020 ANALYSIS

 **ARR**  
 **DEP**



	ARR	DEP
 Q1 (Q/Q %)	52.07	62.03
 Q1 (Y/Y %)	7.20	8.18
 Q2 (Q/Q %)	-99.20	-99.23
 Q2 (Y/Y %)	-99.21	-99.25
 Q3 (Q/Q %)	5,832.00	5,776.85
 Q3 (Y/Y %)	-53.89	-53.75
 Q4 (Q/Q %)	57.20	48.20
 Q4 (Y/Y %)	13.45	8.69
 TOTAL	-38.67	-39.85



### PASSENGERS MOVEMENT FOREIGN

 **ARR**  
 **DEP**

	ARR	DEP
 Q1	496	242
 Q2	----	----

### PASSENGER MOVEMENT FOREIGN Q1, Q2, Q3, Q4 AND FULL YEAR 2020 ANALYSIS

 **ARR**  
 **DEP**

	ARR	DEP
 Q1 (Q/Q %)	----	----
 Q1 (Y/Y %)	-46.72	-49.48



2020

### PASSENGERS MOVEMENT FOREIGN



ARR



DEP

Q3

----

----

Q4

----

----

FY

496

242

### PASSENGER MOVEMENT FOREIGN Q1, Q2, Q3, Q4 AND FULL YEAR 2020 ANALYSIS



ARR



DEP

Q2 (Q/Q %)

-100.00

-100.00

Q2 (Y/Y %)

-100.00

-100.00

Q3 (Q/Q %)

----

----

Q3 (Y/Y %)

----

----

Q4 (Q/Q %)

----

----

Q4 (Y/Y %)

----

----

TOTAL

-79.13

-80.00

\*FY = Full Year



2019

### PASSENGERS MOVEMENT DOMESTIC



ARR



DEP

Q3

25,729

25,793

Q4

16,439

16,266

FY

90,845

93,377

### PASSENGER MOVEMENT Q3 & Q4 2019 ANALYSIS



ARR



DEP

Q3 (Q/Q %)

1.46

-4.31

Q3 (Y/Y %)

-37.59

-42.24

Q4 (Q/Q %)

-36.11

-36.94

Q4 (Y/Y %)

-34.30

-34.47

TOTAL

-15.47

-18.18

### PASSENGERS MOVEMENT FOREIGN



ARR



DEP

Q3

----

----

Q4

----

----

FY

2,377

1,210

### PASSENGER MOVEMENT FOREIGN Q3, Q4 2019 ANALYSIS



ARR



DEP

Q3 (Q/Q %)

-100.00

-100.00

Q3 (Y/Y %)

-100.00

-100.00

Q4 (Q/Q %)

----

----

Q4 (Y/Y %)

-100.00

-100.00

\*FY = Full Year



### 2021

#### PASSENGERS MOVEMENT DOMESTIC 2021

	ARR	DEP
<b>Q1</b>	9,882.00	9,786.00
<b>Q2</b>	8,194.00	8,106.00

#### PASSENGER MOVEMENT DOMESTIC Q1 AND Q2 ANALYSIS

	ARR	DEP
<b>Q1 (Q/Q %)</b>	-17.08	-15.54
<b>Q1 (Y/Y %)</b>	-25.36	-21.04
<b>Q2 (Q/Q %)</b>	-17.08	-17.17
<b>Q2 (Y/Y %)</b>	102,325.00	101,225.00

#### PASSENGERS MOVEMENT FOREIGN

	ARR	DEP
<b>Q1</b>	----	----
<b>Q2</b>	----	----

#### PASSENGER MOVEMENT FOREIGN Q1 AND Q2 ANALYSIS








	ARR	DEP
<b>Q1 (Q/Q %)</b>	----	----
<b>Q1 (Y/Y %)</b>	----	----
<b>Q2 (Q/Q %)</b>	----	----
<b>Q2 (Y/Y %)</b>	----	----











2020

### PASSENGERS MOVEMENT DOMESTIC





### PASSENGER MOVEMENT Q1, Q2, Q3 & Q4 2020 ANALYSIS





	 ARR	 DEP
 Q1	13,240	12,394
 Q2	8	8
 Q3	5,164	5,457
 Q4	11,917	11,586
 FY	30,329	29,445

	 ARR	 DEP
 Q1 (Q/Q %)	196.73	184.40
 Q1 (Y/Y %)	6.45	-1.99
 Q2 (Q/Q %)	-99.94	-99.94
 Q2 (Y/Y %)	-99.94	-99.94
 Q3 (Q/Q %)	64,450.00	68,112.50
 Q3 (Y/Y %)	-57.68	-55.12
 Q4 (Q/Q %)	130.77	112.31
 Q4 (Y/Y %)	167.08	165.86
 TOTAL	-28.79	-31.59

### PASSENGERS MOVEMENT FOREIGN

### PASSENGER MOVEMENT FOREIGN Q1, Q2, Q3, Q4 AND FULL YEAR 2020 ANALYSIS

	 ARR	 DEP
 Q1	----	----
 Q2	----	----

	 ARR	 DEP
 Q1 (Q/Q %)	----	----
 Q1 (Y/Y %)	----	----



2020

### PASSENGERS MOVEMENT FOREIGN



ARR



DEP

Q3

----

----

Q4

----

----

FY

----

----

\*FY = Full Year

### PASSENGER MOVEMENT FOREIGN Q1, Q2, Q3, Q4 AND FULL YEAR 2020 ANALYSIS



ARR



DEP

Q2 (Q/Q %)

----

----

Q2 (Y/Y %)

----

----

Q3 (Q/Q %)

----

----

Q3 (Y/Y %)

----

----

Q4 (Q/Q %)

----

----

Q4 (Y/Y %)

----

----

TOTAL

----

----





2019

### PASSENGERS MOVEMENT DOMESTIC



ARR



DEP

Q3

12,201

12,159

Q4

4,462

4,358

FY

42,588

43,045

### PASSENGER MOVEMENT Q3 & Q4 2019 ANALYSIS



ARR



DEP

Q3 (Q/Q %)

-9.54

-12.41

Q3 (Y/Y %)

-52.46

-53.17

Q4 (Q/Q %)

-63.43

-64.16

Q4 (Y/Y %)

-72.62

-71.35

TOTAL

-37.03

-35.88



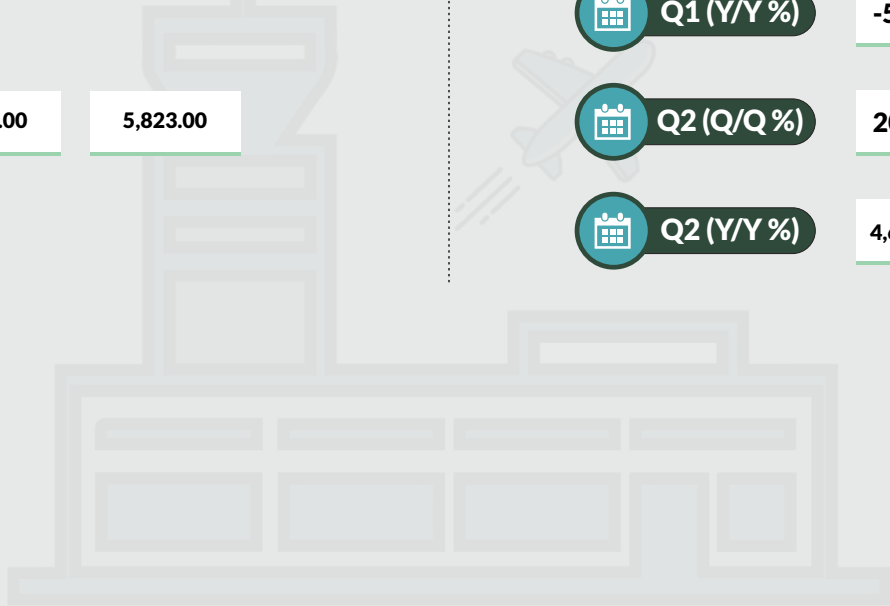
### 2021

#### PASSENGERS MOVEMENT DOMESTIC 2021

	ARR	DEP
<b>Q1</b>	4,983.00	4,684.00
<b>Q2</b>	5,982.00	5,823.00

#### PASSENGER MOVEMENT DOMESTIC Q1 AND Q2 ANALYSIS








	ARR	DEP
<b>Q1 (Q/Q %)</b>	-19.38	-20.54
<b>Q1 (Y/Y %)</b>	-54.76	-56.12
<b>Q2 (Q/Q %)</b>	20.05	24.32
<b>Q2 (Y/Y %)</b>	4,610.24	5,499.04
















2020

### PASSENGERS MOVEMENT DOMESTIC

	 ARR	 DEP
 Q1	11,015	10,674
 Q2	127	104
 Q3	2,324	2,230
 Q4	6,181	5,895
 FY	19,647	18,903

### PASSENGER MOVEMENT Q1, Q2, Q3 & Q4 2020 ANALYSIS

	 ARR	 DEP
 Q1 (Q/Q %)	232.58	228.13
 Q1 (Y/Y %)	2.33	0.64
 Q2 (Q/Q %)	-98.85	-99.03
 Q2 (Y/Y %)	-98.97	-99.04
 Q3 (Q/Q %)	1,729.92	2,044.23
 Q3 (Y/Y %)	-57.11	-58.34
 Q4 (Q/Q %)	165.96	164.35
 Q4 (Y/Y %)	86.62	81.22
 TOTAL	-38.16	-37.09



2019

### PASSENGERS MOVEMENT DOMESTIC



ARR



DEP

Q3

5,418

5,353

Q4

3,312

3,253

FY

31,773

30,049

### PASSENGER MOVEMENT Q3 & Q4 2019 ANALYSIS



ARR



DEP

Q3 (Q/Q %)

-55.88

-50.60

Q3 (Y/Y %)

-74.29

-74.29

Q4 (Q/Q %)

-38.87

-39.23

Q4 (Y/Y %)

-74.01

-74.07

TOTAL

-42.11

-44.55

\*FY = Full Year



2021

### PASSENGERS MOVEMENT DOMESTIC 2021



ARR



DEP

Q1

----

----

Q2

----

----

### PASSENGER MOVEMENT DOMESTIC Q1 AND Q2 ANALYSIS



ARR



DEP

Q1 (Q/Q %)

-100.00

-100.00

Q1 (Y/Y %)

-100.00

-100.00

Q2 (Q/Q %)

0.00

0.00

Q2 (Y/Y %)

-100.00

-100.00

### PASSENGERS MOVEMENT FOREIGN



ARR



DEP

Q1

----

----

Q2

----

----

### PASSENGER MOVEMENT FOREIGN Q1 AND Q2 ANALYSIS



ARR



DEP

Q1 (Q/Q %)

----

----

Q1 (Y/Y %)

----

----

Q2 (Q/Q %)

----

----

Q2 (Y/Y %)








----

----













2020





### PASSENGERS MOVEMENT DOMESTIC

	 ARR	 DEP
 Q1	252	277
 Q2	237	228
 Q3	440	448
 Q4	440	448
 FY	1,369	1,401





### PASSENGER MOVEMENT Q1, Q2, Q3 & Q4 2020 ANALYSIS

	 ARR	 DEP
 Q1 (Q/Q %)	-54.51	-47.14
 Q1 (Y/Y %)	-48.68	-45.15
 Q2 (Q/Q %)	-5.95	-17.69
 Q2 (Y/Y %)	-53.71	-48.18
 Q3 (Q/Q %)	85.65	96.49
 Q3 (Y/Y %)	-88.47	-26.19
 Q4 (Q/Q %)	-----	-----
 Q4 (Y/Y %)	-20.58	-14.50
 TOTAL	-74.52	-32.51

### PASSENGERS MOVEMENT FOREIGN

	 ARR	 DEP
 Q1	-----	-----
 Q2	-----	-----

### PASSENGER MOVEMENT FOREIGN Q1, Q2, Q3, Q4 AND FULL YEAR 2020 ANALYSIS

	 ARR	 DEP
 Q1 (Q/Q %)	-----	-----
 Q1 (Y/Y %)	-----	-----



2020

### PASSENGERS MOVEMENT FOREIGN



ARR



DEP

Q3

----

----

Q4

----

----

FY

----

----

### PASSENGER MOVEMENT FOREIGN Q1, Q2, Q3, Q4 AND FULL YEAR 2020 ANALYSIS



ARR



DEP

Q2 (Q/Q %)

----

----

Q2 (Y/Y %)

----

----

Q3 (Q/Q %)

----

----

Q3 (Y/Y %)

-100.00

-100.00

Q4 (Q/Q %)

----

----

Q4 (Y/Y %)

----

----

TOTAL

-100.00






-100.00

\*FY = Full Year










2019






### PASSENGERS MOVEMENT DOMESTIC

	 ARR	 DEP
 Q3	3,816	607
 Q4	554	524
 FY	5,373	2,076







### PASSENGER MOVEMENT Q3 & Q4 2019 ANALYSIS

	 ARR	 DEP
 Q3 (Q/Q %)	645.31	37.95
 Q3 (Y/Y %)	495.32	-15.58
 Q4 (Q/Q %)	-85.48	-13.67
 Q4 (Y/Y %)	134.75	129.82
 TOTAL	253.95	24.61

### PASSENGERS MOVEMENT FOREIGN

	 ARR	 DEP
 Q3	4,023	2,771
 Q4	----	----
 FY	4,023	2,771

### PASSENGER MOVEMENT FOREIGN Q3, Q4 2019 ANALYSIS

	 ARR	 DEP
 Q3 (Q/Q %)	----	----
 Q3 (Y/Y %)	15.44	-24.27
 Q4 (Q/Q %)	-100.00	-100.00
 Q4 (Y/Y %)	----	----

\*FY = Full Year





2021

### PASSENGERS MOVEMENT DOMESTIC 2021



ARR



DEP

Q1

10,029.00

10,042.00

Q2

11,721.00

12,648.00

### PASSENGER MOVEMENT DOMESTIC Q1 AND Q2 ANALYSIS



ARR



DEP

Q1 (Q/Q %)

38.41

33.27

Q1 (Y/Y %)

119.36

89.29

Q2 (Q/Q %)

16.87

25.95

Q2 (Y/Y %)

7,873.47



















8,807.04



2020

### PASSENGERS MOVEMENT DOMESTIC

### PASSENGER MOVEMENT Q1, Q2, Q3 & Q4 2020 ANALYSIS

	 ARR	 DEP		 ARR	 DEP
 Q1	4,572	5,305	 Q1 (Q/Q %)	-49.63	-42.54
 Q2	147	142	 Q1 (Y/Y %)	-15.25	2.59
 Q3	4,163	4,269	 Q2 (Q/Q %)	-96.78	-97.32
 Q4	7,246	7,535	 Q2 (Y/Y %)	-97.95	-97.97
 FY	16,128	17,251	 Q3 (Q/Q %)	2,731.97	2,906.34
			 Q3 (Y/Y %)	-28.78	-25.64
			 Q4 (Q/Q %)	74.06	76.51
			 Q4 (Y/Y %)	-20.16	-18.38
			 TOTAL	-41.33	-36.46



2019

### PASSENGERS MOVEMENT DOMESTIC



ARR



DEP

Q3

5,845

5,741

Q4

9,076

9,232

FY

27,489

27,148

### PASSENGER MOVEMENT Q3 & Q4 2019 ANALYSIS



ARR



DEP

Q3 (Q/Q %)

-18.51

-18.03

Q3 (Y/Y %)

-62.95

-64.33

Q4 (Q/Q %)

55.28

60.81

Q4 (Y/Y %)

32.96

16.60

TOTAL

-28.37

-32.31

\*FY = Full Year



2021

### PASSENGERS MOVEMENT DOMESTIC 2021



ARR



DEP

Q1

2,947.00

2,844.00

Q2

3,687.00

3,295.00

### PASSENGER MOVEMENT DOMESTIC Q1 AND Q2 ANALYSIS



ARR



DEP

Q1 (Q/Q %)

-11.02

-3.50

Q1 (Y/Y %)

1,007.89

2,991.30

Q2 (Q/Q %)

25.11

15.86

Q2 (Y/Y %)

5,092.96

4,969.23

### PASSENGERS MOVEMENT FOREIGN



ARR



DEP

Q1

1

1

Q2

----

----

### PASSENGER MOVEMENT FOREIGN Q1 AND Q2 ANALYSIS



ARR



DEP

Q1 (Q/Q %)

-94.44

-93.33

Q1 (Y/Y %)

----

----

Q2 (Q/Q %)

-100.00

-100.00

Q2 (Y/Y %)








----

----














2020





### PASSENGERS MOVEMENT DOMESTIC

	 ARR	 DEP
 Q1	266	92
 Q2	71	65
 Q3	1,006	904
 Q4	3,312	2,947
 FY	4,655	4,008





### PASSENGER MOVEMENT Q1, Q2, Q3 & Q4 2020 ANALYSIS

	 ARR	 DEP
 Q1 (Q/Q %)	-8.90	-67.38
 Q1 (Y/Y %)	-61.39	-82.93
 Q2 (Q/Q %)	-73.31	-29.35
 Q2 (Y/Y %)	-85.27	-85.36
 Q3 (Q/Q %)	1,316.90	1,290.77
 Q3 (Y/Y %)	1,069.77	882.61
 Q4 (Q/Q %)	229.22	226.00
 Q4 (Y/Y %)	1,034.25	945.04
 TOTAL	200.52	195.36

### PASSENGERS MOVEMENT FOREIGN

	 ARR	 DEP
 Q1	----	----
 Q2	----	----

### PASSENGER MOVEMENT FOREIGN Q1, Q2, Q3, Q4 AND FULL YEAR 2020 ANALYSIS

	 ARR	 DEP
 Q1 (Q/Q %)	----	----
 Q1 (Y/Y %)	----	----



2020

### PASSENGERS MOVEMENT FOREIGN



ARR



DEP

Q3

----

----

Q4

18

15

FY

18

15

### PASSENGER MOVEMENT FOREIGN Q1, Q2, Q3, Q4 AND FULL YEAR 2020 ANALYSIS



ARR



DEP

Q2 (Q/Q %)

----

----

Q2 (Y/Y %)

----

----

Q3 (Q/Q %)

----

----

Q3 (Y/Y %)

----

----

Q4 (Q/Q %)

----

----

Q4 (Y/Y %)

----

----

TOTAL

----






----

\*FY = Full Year










2019






### PASSENGERS MOVEMENT DOMESTIC

	 ARR	 DEP
 Q3	86	92
 Q4	292	282
 FY	1,549	1,357







### PASSENGER MOVEMENT Q3 & Q4 2019 ANALYSIS

	 ARR	 DEP
 Q3 (Q/Q %)	-82.16	-79.28
 Q3 (Y/Y %)	-92.10	-90.50
 Q4 (Q/Q %)	239.53	206.52
 Q4 (Y/Y %)	-24.74	-25.00
 TOTAL	-39.63	-41.31

### PASSENGERS MOVEMENT FOREIGN

	 ARR	 DEP
 Q3	----	----
 Q4	----	----
 FY	----	----

### PASSENGER MOVEMENT FOREIGN Q3, Q4 2019 ANALYSIS

	 ARR	 DEP
 Q3 (Q/Q %)	----	----
 Q3 (Y/Y %)	-100.00	-100.00
 Q4 (Q/Q %)	----	----
 Q4 (Y/Y %)	----	----

\*FY = Full Year



### 2021

#### PASSENGERS MOVEMENT DOMESTIC 2021

	ARR	DEP
Q1	----	----
Q2	----	----

#### PASSENGER MOVEMENT DOMESTIC Q1 AND Q2 ANALYSIS

	ARR	DEP
Q1 (Q/Q %)	----	----
Q1 (Y/Y %)	----	----
Q2 (Q/Q %)	----	----
Q2 (Y/Y %)	----	----

#### PASSENGERS MOVEMENT FOREIGN

	ARR	DEP
Q1	----	----
Q2	----	----

#### PASSENGER MOVEMENT FOREIGN Q1 AND Q2 ANALYSIS








	ARR	DEP
Q1 (Q/Q %)	----	----
Q1 (Y/Y %)	----	----
Q2 (Q/Q %)	----	----
Q2 (Y/Y %)	----	----
















2020





### PASSENGERS MOVEMENT DOMESTIC

	 ARR	 DEP
 Q1	----	----
 Q2	----	----
 Q3	----	----
 Q4	----	----
 FY	----	----





### PASSENGER MOVEMENT Q1, Q2, Q3 & Q4 2020 ANALYSIS

	 ARR	 DEP
 Q1 (Q/Q %)	-100.00	-100.00
 Q1 (Y/Y %)	----	----
 Q2 (Q/Q %)	----	----
 Q2 (Y/Y %)	----	----
 Q3 (Q/Q %)	----	----
 Q3 (Y/Y %)	-100.00	-100.00
 Q4 (Q/Q %)	----	----
 Q4 (Y/Y %)	-100.00	-100.00
 TOTAL	-100.00	-100.00

### PASSENGERS MOVEMENT FOREIGN

	 ARR	 DEP
 Q1	----	----
 Q2	----	----

### PASSENGER MOVEMENT FOREIGN Q1, Q2, Q3, Q4 AND FULL YEAR 2020 ANALYSIS

	 ARR	 DEP
 Q1 (Q/Q %)	----	----
 Q1 (Y/Y %)	----	----



2020

### PASSENGERS MOVEMENT FOREIGN



ARR



DEP

Q3

----

----

Q4

----

----

FY

----

----

### PASSENGER MOVEMENT FOREIGN Q1, Q2, Q3, Q4 AND FULL YEAR 2020 ANALYSIS



ARR



DEP

Q2 (Q/Q %)

----

----

Q2 (Y/Y %)

----

----

Q3 (Q/Q %)

----

----

Q3 (Y/Y %)

----

----

Q4 (Q/Q %)

----

----

Q4 (Y/Y %)

----

----

TOTAL

----

----

\*FY = Full Year



2019

### PASSENGERS MOVEMENT DOMESTIC



ARR



DEP

Q3

12.00

12.00

Q4

65.00

72.00

FY

77

84

### PASSENGER MOVEMENT Q3 & Q4 2019 ANALYSIS



ARR



DEP

Q3 (Q/Q %)

----

----

Q3 (Y/Y %)

-94.55

-94.23

Q4 (Q/Q %)

441.67

500.00

Q4 (Y/Y %)

----

----

TOTAL

-82.5

-79.81

### PASSENGERS MOVEMENT FOREIGN



ARR



DEP

Q3

----

----

Q4

----

----

FY

----

----

### PASSENGER MOVEMENT FOREIGN Q3, Q4 2019 ANALYSIS



ARR



DEP

Q3 (Q/Q %)

----

----

Q3 (Y/Y %)

----

----

Q4 (Q/Q %)

----

----

Q4 (Y/Y %)

----

----

\*FY = Full Year



### 2021

#### PASSENGERS MOVEMENT DOMESTIC 2021

	ARR	DEP
Q1	----	----
Q2	----	----

#### PASSENGER MOVEMENT DOMESTIC Q1 AND Q2 ANALYSIS

	ARR	DEP
Q1 (Q/Q %)	----	----
Q1 (Y/Y %)	----	----
Q2 (Q/Q %)	----	----
Q2 (Y/Y %)	----	----

#### PASSENGERS MOVEMENT FOREIGN

	ARR	DEP
Q1	----	----
Q2	----	----








#### PASSENGER MOVEMENT FOREIGN Q1 AND Q2 ANALYSIS

	ARR	DEP
Q1 (Q/Q %)	----	----
Q1 (Y/Y %)	----	----
Q2 (Q/Q %)	----	----
Q2 (Y/Y %)	----	----














2020





### PASSENGERS MOVEMENT DOMESTIC

	 ARR	 DEP
 Q1	----	----
 Q2	----	----
 Q3	----	----
 Q4	----	----
 FY	----	----





### PASSENGER MOVEMENT Q1, Q2, Q3 & Q4 2020 ANALYSIS

	 ARR	 DEP
 Q1 (Q/Q %)	-100.00	-100.00
 Q1 (Y/Y %)	-100.00	-100.00
 Q2 (Q/Q %)	----	----
 Q2 (Y/Y %)	-100.00	-100.00
 Q3 (Q/Q %)	----	----
 Q3 (Y/Y %)	-100.00	-100.00
 Q4 (Q/Q %)	----	----
 Q4 (Y/Y %)	-100.00	-100.00
 TOTAL	-100.00	-100.00

### PASSENGERS MOVEMENT FOREIGN

	 ARR	 DEP
 Q1	----	----
 Q2	----	----

### PASSENGER MOVEMENT FOREIGN Q1, Q2, Q3, Q4 AND FULL YEAR 2020 ANALYSIS

	 ARR	 DEP
 Q1 (Q/Q %)	----	----
 Q1 (Y/Y %)	----	----



2020

### PASSENGERS MOVEMENT FOREIGN



ARR



DEP

Q3

----

----

Q4

----

----

FY

----

----

### PASSENGER MOVEMENT FOREIGN Q1, Q2, Q3, Q4 AND FULL YEAR 2020 ANALYSIS



ARR



DEP

Q2 (Q/Q %)

----

----

Q2 (Y/Y %)

----

----

Q3 (Q/Q %)

----

----

Q3 (Y/Y %)

----

----

Q4 (Q/Q %)

----

----

Q4 (Y/Y %)

----

----

TOTAL

----

----

\*FY = Full Year



2019

### PASSENGERS MOVEMENT DOMESTIC



ARR



DEP

Q3

29,924

29,838

Q4

32,235

29,657

FY

116,536

115,776

### PASSENGER MOVEMENT Q3 & Q4 2019 ANALYSIS



ARR



DEP

Q3 (Q/Q %)

-4.57

-4.56

Q3 (Y/Y %)

-45.37

-48.18

Q4 (Q/Q %)

7.72

-0.61

Q4 (Y/Y %)

0

0

TOTAL

-17.81

-20.05

### PASSENGERS MOVEMENT FOREIGN



ARR



DEP

Q3

----

----

Q4

----

----

FY

----

----

### PASSENGER MOVEMENT FOREIGN Q3, Q4 2019 ANALYSIS



ARR



DEP

Q3 (Q/Q %)

----

----

Q3 (Y/Y %)

----

----

Q4 (Q/Q %)

----

----

Q4 (Y/Y %)

----

----

\*FY = Full Year



2021

### PASSENGERS MOVEMENT DOMESTIC 2021



ARR



DEP

Q1

----

----

Q2

----

----

### PASSENGER MOVEMENT DOMESTIC Q1 AND Q2 ANALYSIS



ARR



DEP

Q1 (Q/Q %)

----

----

Q1 (Y/Y %)

----

----

Q2 (Q/Q %)

----

----

Q2 (Y/Y %)

----

----























2020

### PASSENGERS MOVEMENT DOMESTIC

### PASSENGER MOVEMENT Q1, Q2, Q3 & Q4 2020 ANALYSIS

	 ARR	 DEP		 ARR	 DEP
 Q1	----	----	 Q1 (Q/Q %)	-100.00	-100.00
 Q2	----	----	 Q1 (Y/Y %)	-100.00	-100.00
 Q3	----	----	 Q2 (Q/Q %)	----	----
 Q4	----	----	 Q2 (Y/Y %)	-100.00	-100.00
 FY	----	----	 Q3 (Q/Q %)	----	----
			 Q3 (Y/Y %)	-100.00	-100.00
			 Q4 (Q/Q %)	----	----
			 Q4 (Y/Y %)	-100.00	-100.00
			 TOTAL	-100.00	-100.00



2019

### PASSENGERS MOVEMENT DOMESTIC



ARR



DEP

Q3

79,995

79,166

Q4

18,593

17,463

FY

141,178

138,638

### PASSENGER MOVEMENT Q3 & Q4 2019 ANALYSIS



ARR



DEP

Q3 (Q/Q %)

218.87

218.87

Q3 (Y/Y %)

1,122.23

1,032.40

Q4 (Q/Q %)

-76.76

-77.94

Q4 (Y/Y %)

0

0

TOTAL

345.60

340.89

\*FY = Full Year



2021

### PASSENGERS MOVEMENT DOMESTIC 2021

	ARR	DEP
Q1	----	----
Q2	----	----

### PASSENGER MOVEMENT DOMESTIC Q1 AND Q2 ANALYSIS

	ARR	DEP
Q1 (Q/Q %)	----	----
Q1 (Y/Y %)	----	----
Q2 (Q/Q %)	----	----
Q2 (Y/Y %)	----	----

### PASSENGERS MOVEMENT FOREIGN

	ARR	DEP
Q1	----	----
Q2	----	----








### PASSENGER MOVEMENT FOREIGN Q1 AND Q2 ANALYSIS

	ARR	DEP
Q1 (Q/Q %)	----	----
Q1 (Y/Y %)	----	----
Q2 (Q/Q %)	----	----
Q2 (Y/Y %)	----	----














2020





### PASSENGERS MOVEMENT DOMESTIC

	 ARR	 DEP
 Q1	----	----
 Q2	----	----
 Q3	----	----
 Q4	----	----
 FY	----	----





### PASSENGER MOVEMENT Q1, Q2, Q3 & Q4 2020 ANALYSIS

	 ARR	 DEP
 Q1 (Q/Q %)	-100.00	-100.00
 Q1 (Y/Y %)	-100.00	-100.00
 Q2 (Q/Q %)	----	----
 Q2 (Y/Y %)	-100.00	-100.00
 Q3 (Q/Q %)	----	----
 Q3 (Y/Y %)	-100.00	-100.00
 Q4 (Q/Q %)	----	----
 Q4 (Y/Y %)	-100.00	-100.00
 TOTAL	-100.00	-100.00

### PASSENGERS MOVEMENT FOREIGN

	 ARR	 DEP
 Q1	----	----
 Q2	----	----

### PASSENGER MOVEMENT FOREIGN Q1, Q2, Q3, Q4 AND FULL YEAR 2020 ANALYSIS

	 ARR	 DEP
 Q1 (Q/Q %)	----	----
 Q1 (Y/Y %)	----	----



2020

### PASSENGERS MOVEMENT FOREIGN



ARR



DEP

Q3

----

----

Q4

----

----

FY

----

----

### PASSENGER MOVEMENT FOREIGN Q1, Q2, Q3, Q4 AND FULL YEAR 2020 ANALYSIS



ARR



DEP

Q2 (Q/Q %)

----

----

Q2 (Y/Y %)

-100.00

-100.00

Q3 (Q/Q %)

----

----

Q3 (Y/Y %)

----

----

Q4 (Q/Q %)

----

----

Q4 (Y/Y %)

----

----

TOTAL

-100.00

-100.00



2019

### PASSENGERS MOVEMENT DOMESTIC



ARR



DEP

Q3

16,394

15,332

Q4

10,529

9,836

FY

46,603

42,602

### PASSENGER MOVEMENT Q3 & Q4 2019 ANALYSIS



ARR



DEP

Q3 (Q/Q %)

65.38

65.38

Q3 (Y/Y %)

72.99

69.43

Q4 (Q/Q %)

-35.78

-35.85

Q4 (Y/Y %)

----

----

TOTAL

58.07

52.51

### PASSENGERS MOVEMENT FOREIGN



ARR



DEP

Q3

----

----

Q4

----

----

FY

351

148

### PASSENGER MOVEMENT FOREIGN Q3, Q4 2019 ANALYSIS



ARR



DEP

Q3 (Q/Q %)

-100.00

-100.00

Q3 (Y/Y %)

-100.00

-100.00

Q4 (Q/Q %)

----

----

Q4 (Y/Y %)

-100.00

----

\*FY = Full Year



### 2021

#### PASSENGERS MOVEMENT DOMESTIC 2021

	ARR	DEP
Q1	----	----
Q2	----	----

#### PASSENGER MOVEMENT DOMESTIC Q1 AND Q2 ANALYSIS

	ARR	DEP
Q1 (Q/Q %)	----	----
Q1 (Y/Y %)	----	----
Q2 (Q/Q %)	----	----
Q2 (Y/Y %)	----	----

#### PASSENGERS MOVEMENT FOREIGN

	ARR	DEP
Q1	----	----
Q2	----	----








#### PASSENGER MOVEMENT FOREIGN Q1 AND Q2 ANALYSIS

	ARR	DEP
Q1 (Q/Q %)	----	----
Q1 (Y/Y %)	----	----
Q2 (Q/Q %)	----	----
Q2 (Y/Y %)	----	----














2020





### PASSENGERS MOVEMENT DOMESTIC

	 ARR	 DEP
 Q1	----	----
 Q2	----	----
 Q3	----	----
 Q4	----	----
 FY	----	----





### PASSENGER MOVEMENT Q1, Q2, Q3 & Q4 2020 ANALYSIS

	 ARR	 DEP
 Q1 (Q/Q %)	-100.00	-100.00
 Q1 (Y/Y %)	-100.00	-100.00
 Q2 (Q/Q %)	----	----
 Q2 (Y/Y %)	-100.00	-100.00
 Q3 (Q/Q %)	----	----
 Q3 (Y/Y %)	-100.00	-100.00
 Q4 (Q/Q %)	----	----
 Q4 (Y/Y %)	-100.00	-100.00
 TOTAL	-100.00	-100.00

### PASSENGERS MOVEMENT FOREIGN

	 ARR	 DEP
 Q1	----	----
 Q2	----	----

### PASSENGER MOVEMENT FOREIGN Q1, Q2, Q3, Q4 AND FULL YEAR 2020 ANALYSIS

	 ARR	 DEP
 Q1 (Q/Q %)	----	----
 Q1 (Y/Y %)	----	----





2019

### PASSENGERS MOVEMENT DOMESTIC



ARR



DEP

Q3

1

2

Q4

194

328

FY

203

339

### PASSENGER MOVEMENT Q3 & Q4 2019 ANALYSIS



ARR



DEP

Q3 (Q/Q %)

-50.00

-50.00

Q3 (Y/Y %)

-99.97

-99.95

Q4 (Q/Q %)

19,300.00

16,300.00

Q4 (Y/Y %)

0.00

0.00

TOTAL

-97.41

-96.09



2021

### PASSENGERS MOVEMENT DOMESTIC 2021



ARR



DEP

Q1

----

----

Q2

----

----

### PASSENGER MOVEMENT DOMESTIC Q1 AND Q2 ANALYSIS



ARR



DEP

Q1 (Q/Q %)

----

----

Q1 (Y/Y %)

----

----

Q2 (Q/Q %)

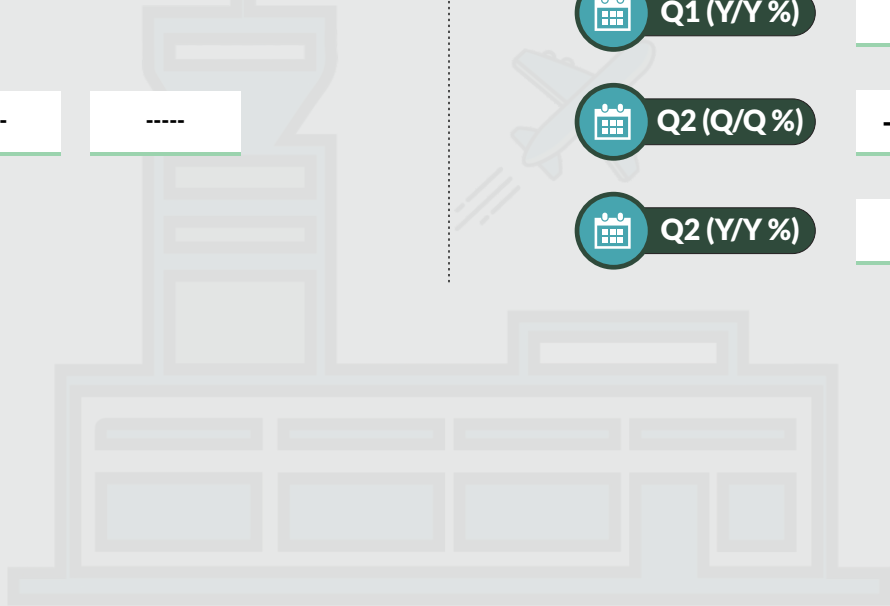
----

----

Q2 (Y/Y %)

----

----





2020

### PASSENGERS MOVEMENT DOMESTIC



ARR



DEP

	ARR	DEP
Q1	----	----
Q2	----	----
Q3	----	----
Q4	----	----
FY	----	----

### PASSENGER MOVEMENT Q1, Q2, Q3 & Q4 2020 ANALYSIS



ARR



DEP

	ARR	DEP
Q1 (Q/Q %)	-100.00	-100.00
Q1 (Y/Y %)	-100.00	-100.00
Q2 (Q/Q %)	----	----
Q2 (Y/Y %)	-100.00	-100.00
Q3 (Q/Q %)	----	----
Q3 (Y/Y %)	----	----
Q4 (Q/Q %)	----	----
Q4 (Y/Y %)	-100.00	-100.00
TOTAL	-100.00	-100.00



2019

### PASSENGERS MOVEMENT DOMESTIC



ARR



DEP

Q3

----

----

Q4

32

41

FY

370

394

### PASSENGER MOVEMENT Q3 & Q4 2019 ANALYSIS



ARR



DEP

Q3 (Q/Q %)

-100.00

-100.00

Q3 (Y/Y %)

-100.00

-100.00

Q4 (Q/Q %)

----

----

Q4 (Y/Y %)

----

----

TOTAL

640.00

591.23

\*FY = Full Year



2021

### PASSENGERS MOVEMENT DOMESTIC 2021

	ARR	DEP
Q1	----	----
Q2	----	----

### PASSENGER MOVEMENT DOMESTIC Q1 AND Q2 ANALYSIS

	ARR	DEP
Q1 (Q/Q %)	----	----
Q1 (Y/Y %)	----	----
Q2 (Q/Q %)	----	----
Q2 (Y/Y %)	----	----

### PASSENGERS MOVEMENT FOREIGN

	ARR	DEP
Q1	----	----
Q2	----	----








### PASSENGER MOVEMENT FOREIGN Q1 AND Q2 ANALYSIS

	ARR	DEP
Q1 (Q/Q %)	----	----
Q1 (Y/Y %)	----	----
Q2 (Q/Q %)	----	----
Q2 (Y/Y %)	----	----














2020





### PASSENGERS MOVEMENT DOMESTIC

	 ARR	 DEP
 Q1	----	----
 Q2	----	----
 Q3	----	----
 Q4	----	----
 FY	----	----





### PASSENGER MOVEMENT Q1, Q2, Q3 & Q4 2020 ANALYSIS

	 ARR	 DEP
 Q1 (Q/Q %)	-100.00	-100.00
 Q1 (Y/Y %)	-100.00	-100.00
 Q2 (Q/Q %)	----	----
 Q2 (Y/Y %)	-100.00	-100.00
 Q3 (Q/Q %)	----	----
 Q3 (Y/Y %)	-100.00	-100.00
 Q4 (Q/Q %)	----	----
 Q4 (Y/Y %)	-100.00	-100.00
 TOTAL	-100.00	-100.00

### PASSENGERS MOVEMENT FOREIGN

	 ARR	 DEP
 Q1	----	----
 Q2	----	----

### PASSENGER MOVEMENT FOREIGN Q1, Q2, Q3, Q4 AND FULL YEAR 2020 ANALYSIS

	 ARR	 DEP
 Q1 (Q/Q %)	----	----
 Q1 (Y/Y %)	----	----



2020

### PASSENGERS MOVEMENT FOREIGN

	ARR	DEP
Q3	----	----
Q4	----	----
FY	----	----

### PASSENGER MOVEMENT FOREIGN Q1, Q2, Q3, Q4 AND FULL YEAR 2020 ANALYSIS

	ARR	DEP
Q2 (Q/Q %)	----	----
Q2 (Y/Y %)	----	----
Q3 (Q/Q %)	----	----
Q3 (Y/Y %)	----	----
Q4 (Q/Q %)	----	----
Q4 (Y/Y %)	----	----
TOTAL	----	----



2019

### PASSENGERS MOVEMENT DOMESTIC



ARR



DEP

Q3

9,513

9,818

Q4

5,361

5,091

FY

24,532

26,791

### PASSENGER MOVEMENT Q3 & Q4 2019 ANALYSIS



ARR



DEP

Q3 (Q/Q %)

107.25

107.26

Q3 (Y/Y %)

117.39

93.04

Q4 (Q/Q %)

-43.65

-48.15

Q4 (Y/Y %)

0.00

0.00

TOTAL

73.83

75.53

### PASSENGERS MOVEMENT FOREIGN



ARR



DEP

Q3

----

----

Q4

----

----

FY

----

----

### PASSENGER MOVEMENT FOREIGN Q3, Q4 2019 ANALYSIS



ARR



DEP

Q3 (Q/Q %)

----

----

Q3 (Y/Y %)

----

----

Q4 (Q/Q %)

----

----

Q4 (Y/Y %)

----

----

\*FY = Full Year





2021

### PASSENGERS MOVEMENT DOMESTIC 2021



ARR



DEP

Q1

----

----

Q2

----

----

### PASSENGER MOVEMENT DOMESTIC Q1 AND Q2 ANALYSIS



ARR



DEP

Q1 (Q/Q %)

----

----

Q1 (Y/Y %)

----

----

Q2 (Q/Q %)

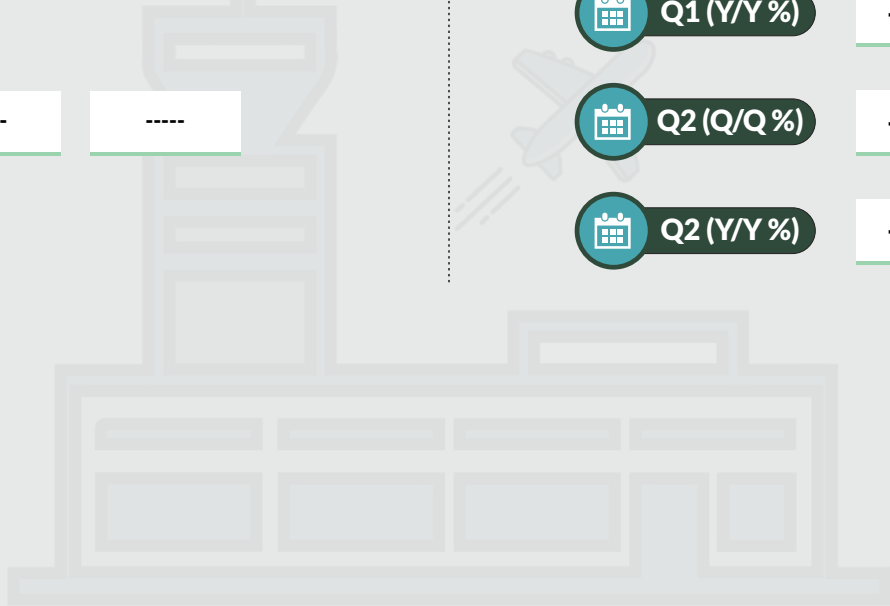
----

----

Q2 (Y/Y %)

----








----
















2020

### PASSENGERS MOVEMENT DOMESTIC

	 ARR	 DEP
 Q1	----	----
 Q2	----	----
 Q3	----	----
 Q4	----	----
 FY	----	----

### PASSENGER MOVEMENT Q1, Q2, Q3 & Q4 2020 ANALYSIS

	 ARR	 DEP
 Q1 (Q/Q %)	-100.00	-100.00
 Q1 (Y/Y %)	-100.00	-100.00
 Q2 (Q/Q %)	----	----
 Q2 (Y/Y %)	-100.00	-100.00
 Q3 (Q/Q %)	----	----
 Q3 (Y/Y %)	-100.00	-100.00
 Q4 (Q/Q %)	----	----
 Q4 (Y/Y %)	-100.00	-100.00
 TOTAL	-100.00	-100.00



2019

### PASSENGERS MOVEMENT DOMESTIC



ARR



DEP

Q3

20,687

19,966

Q4

17,950

17,666

FY

81,492

78,764

### PASSENGER MOVEMENT Q3 & Q4 2019 ANALYSIS



ARR



DEP

Q3 (Q/Q %)

-9.34

-9.34

Q3 (Y/Y %)

-50.25

-49.44

Q4 (Q/Q %)

-13.23

-11.52

Q4 (Y/Y %)

0.00

0.00

TOTAL

-19.41

-18.50

### PASSENGERS MOVEMENT FOREIGN



ARR



DEP

Q3

----

----

Q4

----

----

FY

----

----

### PASSENGER MOVEMENT FOREIGN Q3, Q4 2019 ANALYSIS



ARR



DEP

Q3 (Q/Q %)

----

----

Q3 (Y/Y %)

----

----

Q4 (Q/Q %)

----

----

Q4 (Y/Y %)

----

----

\*FY = Full Year



2021

### PASSENGERS MOVEMENT DOMESTIC 2021



ARR



DEP

Q1

----

----

Q2

----

----

### PASSENGER MOVEMENT DOMESTIC Q1 AND Q2 ANALYSIS



ARR



DEP

Q1 (Q/Q %)

----

----

Q1 (Y/Y %)

----

----

Q2 (Q/Q %)

----

----

Q2 (Y/Y %)

----



















----



2020

### PASSENGERS MOVEMENT DOMESTIC

### PASSENGER MOVEMENT Q1, Q2, Q3 & Q4 2020 ANALYSIS

	 ARR	 DEP		 ARR	 DEP
 Q1	----	----	 Q1 (Q/Q %)	-100.00	-100.00
 Q2	----	----	 Q1 (Y/Y %)	-100.00	-100.00
 Q3	----	----	 Q2 (Q/Q %)	----	----
 Q4	----	----	 Q2 (Y/Y %)	-100.00	-100.00
 FY	----	----	 Q3 (Q/Q %)	----	----
			 Q3 (Y/Y %)	-100.00	-100.00
			 Q4 (Q/Q %)	----	----
			 Q4 (Y/Y %)	-100.00	-100.00
			 TOTAL	-100.00	-100.00



2019

### PASSENGERS MOVEMENT DOMESTIC



ARR



DEP

Q3

771

737

Q4

2,035

1,914

FY

7,859

7,466

### PASSENGER MOVEMENT Q3 & Q4 2019 ANALYSIS



ARR



DEP

Q3 (Q/Q %)

-71.58

-71.57

Q3 (Y/Y %)

-83.84

-83.87

Q4 (Q/Q %)

163.94

159.70

Q4 (Y/Y %)

0

0

TOTAL

-32.13

-32.43

\*FY = Full Year



2021

### PASSENGERS MOVEMENT DOMESTIC 2021

	ARR	DEP
Q1	----	----
Q2	----	----

### PASSENGER MOVEMENT DOMESTIC Q1 AND Q2 ANALYSIS

	ARR	DEP
Q1 (Q/Q %)	----	----
Q1 (Y/Y %)	----	----
Q2 (Q/Q %)	----	----
Q2 (Y/Y %)	----	----

### PASSENGERS MOVEMENT FOREIGN

	ARR	DEP
Q1	----	----
Q2	----	----








### PASSENGER MOVEMENT FOREIGN Q1 AND Q2 ANALYSIS

	ARR	DEP
Q1 (Q/Q %)	----	----
Q1 (Y/Y %)	----	----
Q2 (Q/Q %)	----	----
Q2 (Y/Y %)	----	----














2020





### PASSENGERS MOVEMENT DOMESTIC

	 ARR	 DEP
 Q1	----	----
 Q2	----	----
 Q3	----	----
 Q4	----	----
 FY	----	----





### PASSENGER MOVEMENT Q1, Q2, Q3 & Q4 2020 ANALYSIS

	 ARR	 DEP
 Q1 (Q/Q %)	-100.00	-100.00
 Q1 (Y/Y %)	-100.00	-100.00
 Q2 (Q/Q %)	----	----
 Q2 (Y/Y %)	-100.00	-100.00
 Q3 (Q/Q %)	----	----
 Q3 (Y/Y %)	-100.00	-100.00
 Q4 (Q/Q %)	----	----
 Q4 (Y/Y %)	-100.00	-100.00
 TOTAL	-100.00	-100.00

### PASSENGERS MOVEMENT FOREIGN

	 ARR	 DEP
 Q1	----	----
 Q2	----	----

### PASSENGER MOVEMENT FOREIGN Q1, Q2, Q3, Q4 AND FULL YEAR 2020 ANALYSIS



	 ARR	 DEP
 Q1 (Q/Q %)	----	----
 Q1 (Y/Y %)	----	----










2020








### PASSENGERS MOVEMENT FOREIGN

 **ARR**  
 **DEP**

	ARR	DEP
 Q3	----	----
 Q4	----	----
 FY	----	----

### PASSENGER MOVEMENT FOREIGN Q1, Q2, Q3, Q4 AND FULL YEAR 2020 ANALYSIS






 **ARR**  
 **DEP**

	ARR	DEP
 Q2 (Q/Q %)	----	----
 Q2 (Y/Y %)	----	----
 Q3 (Q/Q %)	----	----
 Q3 (Y/Y %)	----	----
 Q4 (Q/Q %)	----	----
 Q4 (Y/Y %)	----	----
 TOTAL	----	----










2019






### PASSENGERS MOVEMENT DOMESTIC

	 ARR	 DEP
 Q3	5,591	4,743
 Q4	4,461	4,260
 FY	17,819	15,925







### PASSENGER MOVEMENT Q3 & Q4 2019 ANALYSIS

	 ARR	 DEP
 Q3 (Q/Q %)	35.61	35.59
 Q3 (Y/Y %)	-12.02	-20.80
 Q4 (Q/Q %)	-20.21	-10.18
 Q4 (Y/Y %)	0	0
 TOTAL	3.77	-1.93

### PASSENGERS MOVEMENT FOREIGN

	 ARR	 DEP
 Q3	----	----
 Q4	----	----
 FY	----	----

### PASSENGER MOVEMENT FOREIGN Q3, Q4 2019 ANALYSIS

	 ARR	 DEP
 Q3 (Q/Q %)	----	----
 Q3 (Y/Y %)	-100.00	-100.00
 Q4 (Q/Q %)	----	----
 Q4 (Y/Y %)	----	----

\*FY = Full Year



2021

### PASSENGERS MOVEMENT DOMESTIC 2021



ARR



DEP

Q1

----

----

Q2

----

----

### PASSENGER MOVEMENT DOMESTIC Q1 AND Q2 ANALYSIS



ARR



DEP

Q1 (Q/Q %)

----

----

Q1 (Y/Y %)

----

----

Q2 (Q/Q %)

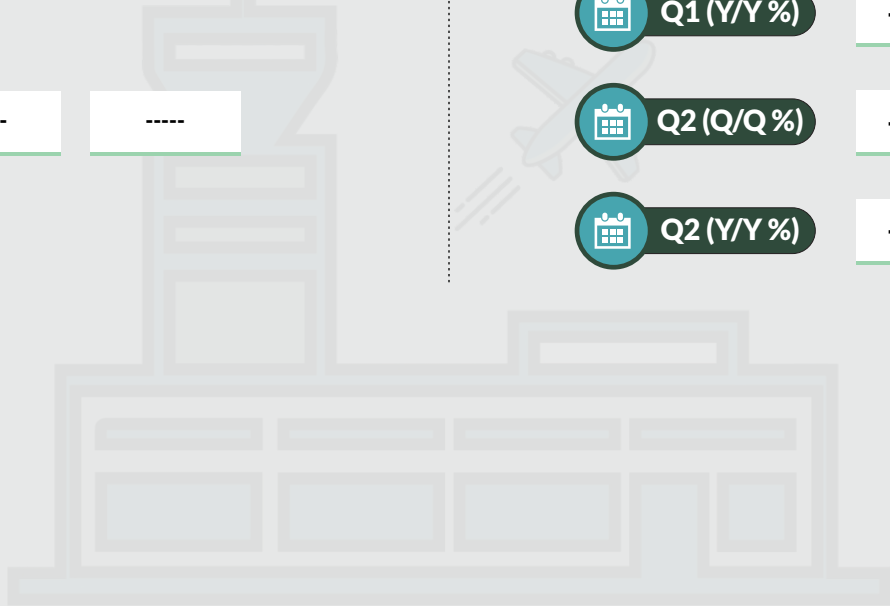
----

----

Q2 (Y/Y %)

----








----
















2020

### PASSENGERS MOVEMENT DOMESTIC

	 ARR	 DEP
 Q1	----	----
 Q2	----	----
 Q3	----	----
 Q4	----	----
 FY	----	----

### PASSENGER MOVEMENT Q1, Q2, Q3 & Q4 2020 ANALYSIS

	 ARR	 DEP
 Q1 (Q/Q %)	-100.00	-100.00
 Q1 (Y/Y %)	-100.00	-100.00
 Q2 (Q/Q %)	----	----
 Q2 (Y/Y %)	-100.00	-100.00
 Q3 (Q/Q %)	----	----
 Q3 (Y/Y %)	-100.00	-100.00
 Q4 (Q/Q %)	----	----
 Q4 (Y/Y %)	-100.00	-100.00
 TOTAL	-100.00	-100.00



2019

### PASSENGERS MOVEMENT DOMESTIC



ARR



DEP

Q3

8,141

8,604

Q4

8,443

8,857

FY

32,630

34,468

### PASSENGER MOVEMENT Q3 & Q4 2019 ANALYSIS



ARR



DEP

Q3 (Q/Q %)

-8.31

-8.31

Q3 (Y/Y %)

-51.36

-52.17

Q4 (Q/Q %)

3.71

2.94

Q4 (Y/Y %)

0.00

0.00

TOTAL

-22.16

-23.13

\*FY = Full Year



2021

### PASSENGERS MOVEMENT DOMESTIC 2021

	ARR	DEP
Q1	----	----
Q2	----	----

### PASSENGER MOVEMENT DOMESTIC Q1 AND Q2 ANALYSIS

	ARR	DEP
Q1 (Q/Q %)	----	----
Q1 (Y/Y %)	----	----
Q2 (Q/Q %)	----	----
Q2 (Y/Y %)	----	----

### PASSENGERS MOVEMENT FOREIGN

	ARR	DEP
Q1	----	----
Q2	----	----








### PASSENGER MOVEMENT FOREIGN Q1 AND Q2 ANALYSIS

	ARR	DEP
Q1 (Q/Q %)	----	----
Q1 (Y/Y %)	----	----
Q2 (Q/Q %)	----	----
Q2 (Y/Y %)	----	----














2020





### PASSENGERS MOVEMENT DOMESTIC

	 ARR	 DEP
 Q1	----	----
 Q2	----	----
 Q3	----	----
 Q4	----	----
 FY	----	----





### PASSENGER MOVEMENT Q1, Q2, Q3 & Q4 2020 ANALYSIS

	 ARR	 DEP
 Q1 (Q/Q %)	-100.00	-100.00
 Q1 (Y/Y %)	-100.00	-100.00
 Q2 (Q/Q %)	----	----
 Q2 (Y/Y %)	-100.00	-100.00
 Q3 (Q/Q %)	----	----
 Q3 (Y/Y %)	-100.00	-100.00
 Q4 (Q/Q %)	----	----
 Q4 (Y/Y %)	-100.00	-100.00
 TOTAL	-100.00	-100.00

### PASSENGERS MOVEMENT FOREIGN

	 ARR	 DEP
 Q1	----	----
 Q2	----	----

### PASSENGER MOVEMENT FOREIGN Q1, Q2, Q3, Q4 AND FULL YEAR 2020 ANALYSIS

	 ARR	 DEP
 Q1 (Q/Q %)	----	----
 Q1 (Y/Y %)	----	----



2020

### PASSENGERS MOVEMENT FOREIGN

ARR DEP

	ARR	DEP
Q3	----	----
Q4	----	----
FY	----	----

### PASSENGER MOVEMENT FOREIGN Q1, Q2, Q3, Q4 AND FULL YEAR 2020 ANALYSIS

ARR DEP

	ARR	DEP
Q2 (Q/Q %)	----	----
Q2 (Y/Y %)	----	----
Q3 (Q/Q %)	----	----
Q3 (Y/Y %)	----	----
Q4 (Q/Q %)	----	----
Q4 (Y/Y %)	----	----
TOTAL	----	----






\*FY = Full Year












2019






### PASSENGERS MOVEMENT DOMESTIC

	 ARR	 DEP
 Q3	370	370
 Q4	40	41
 FY	668	679







### PASSENGER MOVEMENT Q3 & Q4 2019 ANALYSIS

	 ARR	 DEP
 Q3 (Q/Q %)	1,441.67	1,441.67
 Q3 (Y/Y %)	233.33	184.62
 Q4 (Q/Q %)	-89.19	-88.92
 Q4 (Y/Y %)	----	----
 TOTAL	154.96	125.58

### PASSENGERS MOVEMENT FOREIGN

	 ARR	 DEP
 Q3	----	----
 Q4	----	----
 FY	----	----

### PASSENGER MOVEMENT FOREIGN Q3, Q4 2019 ANALYSIS

	 ARR	 DEP
 Q3 (Q/Q %)	----	----
 Q3 (Y/Y %)	-100.00	-100.00
 Q4 (Q/Q %)	----	----
 Q4 (Y/Y %)	----	----

\*FY = Full Year



2021

### PASSENGERS MOVEMENT DOMESTIC 2021



ARR



DEP

Q1

1,274,350

1,247,797

Q2

1,375,002

1,381,696

### PASSENGER MOVEMENT DOMESTIC Q1 AND Q2 ANALYSIS



ARR



DEP

Q1 (Q/Q %)

-1.53

-3.19

Q1 (Y/Y %)

-20.14

-18.53

Q2 (Q/Q %)

7.90

10.73

Q2 (Y/Y %)

12.19

124.58

### PASSENGERS MOVEMENT FOREIGN



ARR



DEP

Q1

212,977.00

222,453.00

Q2

220,171.00

232,501.00

### PASSENGER MOVEMENT FOREIGN Q1 AND Q2 ANALYSIS



ARR



DEP

Q1 (Q/Q %)

0.43

12.31

Q1 (Y/Y %)

-49.27

-50.38

Q2 (Q/Q %)

3.38

4.52

Q2 (Y/Y %)








5,852.18

1,338.48












2020





### PASSENGERS MOVEMENT DOMESTIC

	 ARR	 DEP
 Q1	1,595,810	1,531,688
 Q2	1,225,557	615,243
 Q3	754,592	763,344
 Q4	1,294,113	1,288,948
 FY	4,870,072	4,199,223





### PASSENGER MOVEMENT Q1, Q2, Q3 & Q4 2020 ANALYSIS

	 ARR	 DEP
 Q1 (Q/Q %)	-7.10	-15.22
 Q1 (Y/Y %)	6.28	2.49
 Q2 (Q/Q %)	-23.20	-59.83
 Q2 (Y/Y %)	-28.21	-62.98
 Q3 (Q/Q %)	-38.43	24.07
 Q3 (Y/Y %)	-59.74	-55.80
 Q4 (Q/Q %)	71.50	68.86
 Q4 (Y/Y %)	-24.66	-28.66
 TOTAL	-28.39	-37.23

### PASSENGERS MOVEMENT FOREIGN

	 ARR	 DEP
 Q1	419,849.00	448,273.00
 Q2	3,699.00	16,163.00

### PASSENGER MOVEMENT FOREIGN Q1, Q2, Q3, Q4 AND FULL YEAR 2020 ANALYSIS

	 ARR	 DEP
 Q1 (Q/Q %)	-32.37	-23.66
 Q1 (Y/Y %)	-11.73	-15.57



2020

### PASSENGERS MOVEMENT FOREIGN

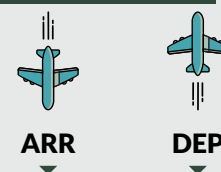


ARR

DEP

	ARR	DEP
Q3	55,153.00	54,753.00
Q4	212,064.00	198,072.00
FY	690,765.00	717,261.00

### PASSENGER MOVEMENT FOREIGN Q1, Q2, Q3, Q4 AND FULL YEAR 2020 ANALYSIS




ARR

DEP

	ARR	DEP
Q2 (Q/Q %)	-99.12	-96.39
Q2 (Y/Y %)	-99.32	-97.17
Q3 (Q/Q %)	1391.02	238.76
Q3 (Y/Y %)	-91.20	-91.61
Q4 (Q/Q %)	284.50	261.76
Q4 (Y/Y %)	-65.84	-66.27
TOTAL	-69.57	-69.36

### CARGO MOVEMENT (KG)



IMPORT

EXPORT

	IMPORT	EXPORT
Q3	36,693,529.63	8,467,176.50
Q4	29,994,133.79	8,684,814.57

### CARGO MOVEMENT (KG) Q3 and Q4 2020 ANALYSIS



IMPORT

EXPORT

	IMPORT	EXPORT
Q3 (Y/Y %)	-4.35	68.21
Q4 (Q/Q %)	-18.26	2.57
Q4 (Y/Y %)	-30.31	48.46

\*FY = Full Year



2019

### PASSENGERS MOVEMENT DOMESTIC



ARR



DEP

Q3

1,874,180

1,727,109

Q4

1,717,684

1,806,675

FY

6,800,452

6,689,939

### PASSENGER MOVEMENT Q3 & Q4 2019 ANALYSIS



ARR



DEP

Q3 (Q/Q %)

9.79

3.94

Q3 (Y/Y %)

-37.75

-42.30

Q4 (Q/Q %)

-8.35

-4.61

Q4 (Y/Y %)

-3.11

2.63

TOTAL

-12.75

-13.64

### PASSENGERS MOVEMENT FOREIGN



ARR



DEP

Q3

627,053.00

652,930.00

Q4

620,785.00

587,210.00

FY

2,269,681.00

2,341,252.00

### PASSENGER MOVEMENT FOREIGN Q3, Q4 2019 ANALYSIS



ARR



DEP

Q3 (Q/Q %)

14.80

14.51

Q3 (Y/Y %)

7.66

9.56

Q4 (Q/Q %)

-1.00

-10.07

Q4 (Y/Y %)

3.43

4.87

\*FY = Full Year



2019

### CARGO MOVEMENT (KG)



IMPORT



EXPORT

	IMPORT	EXPORT
<b>Q3</b>	38,360,525.09	5,033,562.90
<b>Q4</b>	43,041,890.46	5,849,740.09
<b>FY</b>	151,429,859.25	23,450,759.89

### CARGO MOVEMENT (KG) Q3 and Q4 2019 ANALYSIS



IMPORT



EXPORT

	IMPORT	EXPORT
<b>Q3 (Q/Q %)</b>	6.88	-26.22
<b>Q3 (Y/Y %)</b>	27.833185	-14.61
<b>Q4 (Q/Q %)</b>	12.20	16.21
<b>Q4 (Y/Y %)</b>	9.26	-10.11
<b>FULL YEAR</b>	8.68	-8.41

\*FY = Full Year

A dark, semi-transparent image of an airplane at an airport gate, with stairs and ground support equipment visible. The text 'METHODODOLOGY' is overlaid in white.

## METHODODOLOGY

Data is supplied administratively by the Federal Airports Authority of Nigeria (FAAN) and verified and validated by the National Bureau of Statistics, Nigeria (NBS).





PASSENGERS MOVEMENT FOREIGN																																						
S/N	AIRPORTS	Q1 2021		Q2 2021		Q1 2020		Q2 2020		Q3 2020		Q4 2020		FULL YEAR 2020		Q1 2019		Q2 2019		Q3 2019		Q4 2019		FULL YEAR 2019		Q1 2018		Q2 2018		Q3 2018		Q4 2018		FULL YEAR 2018				
		ARR	DEP	ARR	DEP	ARR	DEP	ARR	DEP	ARR	DEP	ARR	DEP	ARR	DEP	ARR	DEP	ARR	DEP	ARR	DEP	ARR	DEP	ARR	DEP	ARR	DEP	ARR	DEP	ARR	DEP	ARR	DEP	ARR	DEP			
1	LAGOS	150,982	166,243	162,720	173,121	287,379	324,355	1,868	12,917	36,589	38,386	153,446	142,820	479,282	518,478	334,055	378,940	379,654	394,540	426,194	447,197	438,549	403,688	1,578,452	1,624,385	327,930	367,626	348,615	375,770	390,940	398,906	421,646	386,524	1,489,151	1,528,826			
2	ABUJA	61,744	56,046	54,454	55,812	119,317	107,223	1,758	2,358	18,165	15,292	58,241	54,356	197,481	179,229	96,880	110,559	122,139	125,561	144,936	152,295	142,889	143,461	506,844	531,876	104,371	107,253	118,867	121,035	134,792	139,559	135,536	137,696	493,566	505,543			
3	PHC	6	-	43	49	12,647	16,448	66	540	-	-	24	32	12,737	17,020	9,489	12,584	8,334	8,137	13,482	14,511	19,220	14,161	50,525	49,393	10,286	10,135	8,387	9,606	13,017	12,520	14,105	11,387	45,795	43,648			
4	KANO	214	163	2,942	3,501	-	-	7	348	399	1,075	335	849	741	2,272	29,240	19,349	24,099	30,623	20,209	18,814	19,654	25,433	93,202	94,239	19,518	16,186	30,942	29,850	17,499	21,104	19,449	17,247	87,408	84,387			
5	ENUGU	-	-	-	-	-	-	-	-	-	-	-	-	-	-	4,997	8,949	5,833	6,313	3,947	4,454	-	-	14,797	19,716	5,051	6,790	5,430	5,903	5,462	5,274	8,650	5,911	24,593	23,878			
6	KADUNA	-	-	-	-	-	-	-	-	-	-	-	-	-	2	-	26	-	3,706	3,637	50	-	3,784	3,637	2,384	1,937	3,321	5,086	3,802	3,060	265	269	9,772	10,352				
7	CALABAR	-	-	-	-	-	-	-	-	-	-	-	-	-	-	-	-	-	93	313	-	-	93	313	36	12	-	-	-	-	-	-	-	36	32			
8	SOKOTO	-	-	-	-	-	-	-	-	-	-	-	-	-	-	-	1,119	1,069	5,668	5,097	-	-	6,787	6,166	-	-	768	680	-	-	-	-	-	768	680			
9	MAIDUGURI	30	-	12	18	10	5	-	-	-	-	-	-	10	5	21	23	3,227	3,067	4,775	3,841	423	467	8,446	7,398	653	263	1,149	1,202	2,486	2,385	34	34	4,322	3,884			
10	JOS	-	-	-	-	-	-	-	-	-	-	-	-	-	-	-	-	-	-	-	-	-	-	-	-	-	-	-	-	-	-	-	-	-	-			
11	YOLA	-	-	-	-	496	242	-	-	-	-	-	-	496	242	931	479	1,446	731	-	-	-	-	2,377	1,210	-	-	555	614	2,478	2,550	156	876	3,189	4,040			
12	ILORIN	-	-	-	-	-	-	-	-	-	-	-	-	-	-	-	-	-	-	-	-	-	-	-	-	-	-	-	-	-	-	1,971	1,950	7	7	1,978	1,957	
13	MINNA	-	-	-	-	-	-	-	-	-	-	-	-	-	-	-	-	-	-	-	-	-	-	-	-	-	-	-	-	-	-	3,485	3,659	-	-	3,485	3,659	
14	KATSINA	1	1	-	-	-	-	-	-	-	-	18	15	18	15	-	-	-	-	-	-	-	-	-	-	-	-	-	-	-	-	-	2,207	1,715	-	-	2,207	1,715
15	MAKURDI	-	-	-	-	-	-	-	-	-	-	-	-	-	-	-	-	-	-	-	-	-	-	-	-	-	-	-	-	-	-	-	-	-	-	-		
16	AKWA IBOM	-	-	-	-	-	-	-	-	-	-	-	-	-	-	-	-	-	-	-	-	-	-	-	-	-	-	-	-	-	-	-	-	-	51	57		
17	GOMBE	-	-	-	-	-	-	-	-	-	-	-	-	-	-	-	-	351	148	-	-	-	-	351	148	-	-	-	-	-	-	1,115	1,224	364	-	1,479	1,224	
18	BAUCHI	-	-	-	-	-	-	-	-	-	-	-	-	-	-	-	-	-	-	-	-	-	-	-	-	-	-	-	-	-	-	-	-	-	-	-		
19	KEBBI	-	-	-	-	-	-	-	-	-	-	-	-	-	-	-	-	-	-	-	-	-	-	-	-	-	-	-	-	-	-	2,608	1,503	-	-	2,608	1,503	
20	DUTSE	-	-	-	-	-	-	-	-	-	-	-	-	-	-	-	-	-	-	-	-	-	-	-	-	-	-	-	-	-	-	-	573	557	-	-	573	557
	TOTAL	212,977.00	222,453.00	220,171.00	232,501.00	419,849.00	448,273.00	3,699.00	16,163.00	55,153.00	54,753.00	212,064.00	198,072.00	690,765.00	717,261.00	475,615.00	530,923.00	546,228.00	579,189.00	627,053.00	652,930.00	620,785.00	587,210.00	2,269,681.00	2,341,252.00	470,209.00	510,202.00	518,085.00	549,803.00	582,455.00	595,966.00	600,212.00	559,951.00	2,170,961.00	2,215,922.00			

HARMONIZED AIRCRAFT MOVEMENTS JANUARY - JUNE 2019 (Foreign)																									
S/N	AIRPORTS	JANUARY			FEBRUARY			MARCH			APRIL			MAY			JUNE			TOTAL			GRAND		
		ARR	DEP	TOTAL	ARR	DEP	TOTAL	ARR	DEP	TOTAL	ARR	DEP	TOTAL	ARR	DEP	TOTAL	ARR	DEP	TOTAL	ARR	DEP	TOTAL			
1	LAGOS	1,214	1,191	2,405	1,126	1,083	2,209	1,306	1,276	2,582	1,265	1,246	2,511	1,260	1,231	2,491	1,293	1,169	2,462	7,464	7,196	14,660			
2	ABUJA	352	371	723	344	338	682	376	402	778	360	369	729	381	371	752	418	410	828	2,231	2,261	4,492			
3	PHC	68	93	161	79	102	181	52	51	103	28	29	57	53	75	128	34	32	66	314	382	696			
4	KANO	93	50	143	77	53	130	83	71	154	79	77	156	62	69	131	40	36	76	434	356	790			
5	ENUGU	19	18	37	11	11	22	12	18	30	13	13	26	13	13	26	13	14	27	81	87	168			
6	KADUNA			-	2	1	3	1	-	1	3	-	3	-	-	-	2	-	2	8	1	9			
7	CALABAR			-			-			-			-			-			-	-	-	-			
8	SOKOTO			-	-	-	-	-	-	-	-	-	-	-	2	2	2	-	2	2	2	4			
9	MAIDUGURI			-	2	2	4	1	1	2	266	278	544	2	4	6	4	1	5	275	286	561			
10	JOS			-			-			-			-			-			-	-	-	-			
11	YOLA	3	3	6			-			-	2		2	1	1	2	1	1	2	7	5	12			
12	ILORIN			-			-			-			-			-			-	-	-	-			
13	MINNA			-			-			-			-			-	0	0	-	-	-	-			
14	KATSINA			-			-			-			-			-			-	-	-	-			
15	MAKURDI			-			-			-			-			-			-	-	-	-			
16	AKWA IBOM			-			-			-			-			-			-	-	-	-			
17	GOMBE			-			-			-	1	1	2			-			-	1	1	2			
18	BAUCHI			-			-			-			-			-			-	-	-	-			
19	KEBBI	48	48	96	49	50	99	144	143	287			-			-	129	123	252	370	364	734			
20	DUTSE			-			-			-			-			-			-	-	-	-			
	TOTAL	1,797	1,774	3,571	1,690	1,640	3,330	1,975	1,962	3,937	2,017	2,013	4,030	1,772	1,766	3,538	1,936	1,786	3,722	11,187	10,941	22,128			

HARMONIZED CARGO MOVEMENT Q3 Q4, 2020				
	Q3 2020		Q4 2020	
AIRPORT	IMPORT	EXPORT	IMPORT	EXPORT
ABUJA	809,644.00	73,887.00	870,861.00	35,348.00
LAGOS	33,570,519.90	7,452,628.00	26,673,477.89	8,437,186.00
PHC	829,406.00	22,030.00	646,854.00	47,401.00
ENUGU	-	-	-	-
KANO	1,483,959.73	918,631.50	1,802,940.90	164,879.57
<b>TOTAL</b>	<b>36,693,529.63</b>	<b>8,467,176.50</b>	<b>29,994,133.79</b>	<b>8,684,814.57</b>

CARGO MOVEMENT (KG)																				
Q1 2019		Q2 2019		Q3 2019		Q4 2019		FULL YEAR 2019		Q1 2018			Q2 2018		Q3 2018		Q4 2018		2018 FULL YEAR	
IMPORT	EXPORT	IMPORT	EXPORT	IMPORT	EXPORT	IMPORT	EXPORT	IMPORT	EXPORT	IMPORT	EXPORT	TOTAL	IMPORT	EXPORT	IMPORT	EXPORT	IMPORT	EXPORT	IMPORT	EXPORT
3,252,019.39	45,166.00	1,662,913.00	104,828.00	32,699,702.69	4,485,000.00	36,015,530.32	4,556,831.00	73,630,165.40	9,191,825.00	2799614.42	63042	2862656.42	2404192	70604	2,161,341.00	161,688.00	2,614,082.00	100,675.00	9,979,229.42	396,009.00
25,008,647.96	4,697,889.00	28,495,146.56	5,412,850.00	1,935,199.00	180,445.00	1,883,818.00	85,048.00	57,322,811.52	10,376,232.00	25025348.23	4733472.21	29758820.44	31909447.14	4760530.23	22,704,147.45	4,747,969.00	30,330,915.14	4,879,687.00	109,969,857.96	19,121,658.44
2,526,064.00	322,398.00	1,573,868.80	183,461.00	1,246,509.00	85,818.00	1,444,530.00	197,882.00	6,790,971.80	789,559.00	1199784.2	125212	1324996.2	1620248.63	937399.28	2,200,906.40	173,960.00	2,613,772.50	146,789.00	7,634,711.73	1,383,360.28
316,014.00	-	155,056.00	-	2,479,114.40	282,299.90	3,698,012.14	1,009,979.09	6,648,196.54	1,292,278.99	22397	126302	148699	47948	187094	282,648.00	73,792.00	106,311.00	494,693.00	459,304.00	881,881.00
3,031,853.80	679,152.10	4,005,860.19	1,121,712.80	-	-	-	-	7,037,713.99	1,800,864.90	1927197.8	1024855.4	2952053.2	2975739.6	1172728.7	2,659,225.50	737,144.70	3,729,665.10	885,830.80	11,291,828.00	3,820,559.60
34,134,599.15	5,744,605.10	35,892,844.55	6,822,851.80	38,360,525.09	5,033,562.90	43,041,890.46	5,849,740.09	151,429,859.25	23,450,759.89	30,974,341.65	6,072,883.61	37,047,225.26	38,957,575.37	7,128,356.21	30,008,268.35	5,894,553.70	39,394,745.74	6,507,674.80	139,334,931.11	25,603,468.32

HARMONIZED MAI LS MOVEMENT (KG)							
	Q1 2019		Q2 2019		HALF YEAR 2019		
AIRPORT	IMPORT	EXPORT	IMPORT	EXPORT	IMPORT	EXPORT	TOTAL
MMA	9,207,910.60	2,279,372.31	13,015,695.13	846,553.50	22,223,605.73	3,125,925.81	25,349,531.54
ABUJA	9,437.00	2,728.00	11,769.00	3,641.00	21,206.00	6,369.00	27,575.00
PHC	-	-	-	-	-	-	-
KANO	-	-	-	-	-	-	-
<b>TOTAL</b>	<b>9,217,347.60</b>	<b>2,282,100.31</b>	<b>13,027,464.13</b>	<b>850,194.50</b>	<b>22,244,811.73</b>	<b>3,132,294.81</b>	<b>25,377,106.54</b>

# ACKNOWLEDGEMENTS/CONTACTS

## Acknowledgements


We acknowledge the contributions of our strategic partner Federal Airports Authority of Nigeria (FAAN) and our technical partner, Proshare in the design, concept and production of this publication.





## Contact Us

 @nigerianstat

 NBSNigeria

 [www.nigerianstat.gov.ng](http://www.nigerianstat.gov.ng)

 **Head Office Address**  
Plot 762, Independence Avenue, Central  
Business District, FCT, Abuja Nigeria.

 +234 803 386 5388

 [feedback@nigerianstat.gov.ng](mailto:feedback@nigerianstat.gov.ng)