

# Automotive Gas Oil (Diesel) Price Watch

---

(April 2017)

Report Date: May 2017

*Data Source: National Bureau of Statistics*



NATIONAL BUREAU OF STATISTICS

# Contents

Executive Summary .....	1
Average Diesel Prices Across States .....	2
Average Diesel Prices Across Zones – North Central .....	3
Average Diesel Prices Across Zones – North East .....	4
Average Diesel Prices Across Zones – North West .....	5
Average Diesel Prices Across Zones – South East .....	6
Average Diesel Prices Across Zones – South South .....	7
Average Diesel Prices Across Zones –South West .....	8
12 Months Average Prices .....	9
Appendix - Tables .....	10
Methodology .....	11
Acknowledgment and Contact .....	12

# Executive Summary

Average price paid by consumers for automotive gas oil (diesel) decreased by 2.26% month-on-month and increased by 50.67% year-on-year to N229.25 in April 2017 from N234.55 in March 2017.

States with the highest average price of diesel were Adamawa (N252.50), Ondo (N251.25) & Sokoto (250).

States with the lowest average price of diesel were Rivers & Yobe (N210.00), Bayelsa (N208.57) and Gombe (N200.00).

# Automotive Gas Oil (Diesel) Price Watch - January 2017

## Average Diesel Prices Across States



Average

**N229.25**

State	Apr-17	YoY %	MoM %
Abia	241.25	67.06	7.22
Abuja	248	60	-2.75
Adamawa	252.5	90.57	1
Akwa Ibom	231.43	63.36	7.02
Anambra	225.45	72.54	-4.98
Bauchi	228.33	45.44	-9.75
Bayelsa	208.57	19.67	1.47
Benue	245.35	46.92	-0.26
Borno	224	35.76	0
Cross River	232.35	14.54	2.32
Delta	225.5	64.6	-6.57
Ebonyi	220	43.95	1.15
Edo	212.73	49.28	-14.51
Ekiti	238.33	57.63	-1.48
Enugu	221.67	59.47	-4.79
Gombe	200	36.74	-8.05
Imo	225.28	52.04	-6.57
Jigawa	226.82	41.03	0.27
Kaduna	215	32.31	0.42
Kano	233.13	57.64	-5.81
Katsina	230.42	53.1	-2.47
Kebbi	223.5	16.24	-2.83
Kogi	249	84.44	-4.23
Kwara	220	62.96	-16.53
Lagos	236.94	60.78	-2.34
Nasarawa	246.91	61.61	-1.43
Niger	237.5	40.53	4.89
Ogun	220.38	70.03	-7.4
Ondo	251.25	76.48	-1.23
Osun	218	73.02	-10.11
Oyo	230.76	76.6	-4.72
Plateau	228.75	30.12	9.36
Rivers	210	29.9	-1.01
Sokoto	250	66.67	0.67
Taraba	234.29	41.99	8.13
Yobe	210	35.48	-4.55
Zamfara	228.75	49.43	5.08

### STATES WITH THE HIGHEST AVERAGE PRICES IN APRIL 2017

ADAMAWA

**N252.50**

ONDO

**N251.25**

SOKOTO

**N250.00**

### STATES WITH THE LOWEST AVERAGE PRICES IN APRIL 2017

RIVERS & YOBE

**N230.78**

BAYELSA

**N208.57**

GOMBE

**N200.00**

# Automotive Gas Oil (Diesel) Price Watch - April 2017

## Average Diesel Prices Across Zones - North Central



Average

**N239.36**

State	Apr-17	YoY %	MoM %
Abuja	248	60	-2.75
Benue	245.35	46.92	-0.26
Kogi	249	84.44	-4.23
Kwara	220	62.96	-16.53
Nasarawa	246.91	61.61	-1.43
Niger	237.5	40.53	4.89
Plateau	228.75	30.12	9.36

Kogi State has the highest average price in the North Central for April 2017 while Kwara State has the least average price

# Automotive Gas Oil (Diesel) Price Watch - April 2017

## Average Diesel Prices Across Zones - North East



Average

**N224.85**

State	Apr-17	YoY %	MoM %
Adamawa	252.5	90.57	1
Bauchi	228.33	45.44	-9.75
Borno	224	35.76	0
Gombe	200	36.74	-8.05
Taraba	234.29	41.99	8.13
Yobe	210	35.48	-4.55

Adamawa State has the highest average price in the North East for April 2017 while Gombe State has the least average price

# Automotive Gas Oil (Diesel) Price Watch - April 2017

## Average Diesel Prices Across Zones - North West



Average

**N229.66**

State	Apr-17	YoY %	MoM %
Jigawa	226.82	41.03	0.27
Kaduna	215	32.31	0.42
Kano	233.13	57.64	-5.81
Katsina	230.42	53.1	-2.47
Kebbi	223.5	16.24	-2.83
Sokoto	250	66.67	0.67
Zamfara	228.75	49.43	5.08

Sokoto State has the highest average price in the North West for April 2017 while Kaduna State has the least average price

# Automotive Gas Oil (Diesel) Price Watch - April 2017

## Average Diesel Prices Across Zones - South East



Average

**N226.73**

State	Apr-17	YoY %	MoM %
Abia	241.25	67.06	7.22
Anambra	225.45	72.54	-4.98
Ebonyi	220	43.95	1.15
Enugu	221.67	59.47	-4.79
Imo	225.28	52.04	-6.57

Abia State has the highest average price in the South East for April 2017 while Ebonyi State has the least average price



# Automotive Gas Oil (Diesel) Price Watch - April 2017

## Average Diesel Prices Across Zones - South South



Average

**N220.10**

State	Apr-17	YoY %	MoM %
Akwa Ibom	231.43	63.36	7.02
Bayelsa	208.57	19.67	1.47
Cross River	232.35	14.54	2.32
Delta	225.5	64.6	-6.57
Edo	212.73	49.28	-14.51
Rivers	210	29.9	-1.01

Cross River State has the highest average price in the South South for April 2017 while Bayelsa State has the least average price

# Automotive Gas Oil (Diesel) Price Watch - April 2017

## Average Diesel Prices Across Zones - South West



Average

**N232.61**

State	Apr-17	YoY %	MoM %
Ekiti	238.33	57.63	-1.48
Lagos	236.94	60.78	-2.34
Ogun	220.38	70.03	-7.4
Ondo	251.25	76.48	-1.23
Osun	218	73.02	-10.11
Oyo	230.76	76.6	-4.72

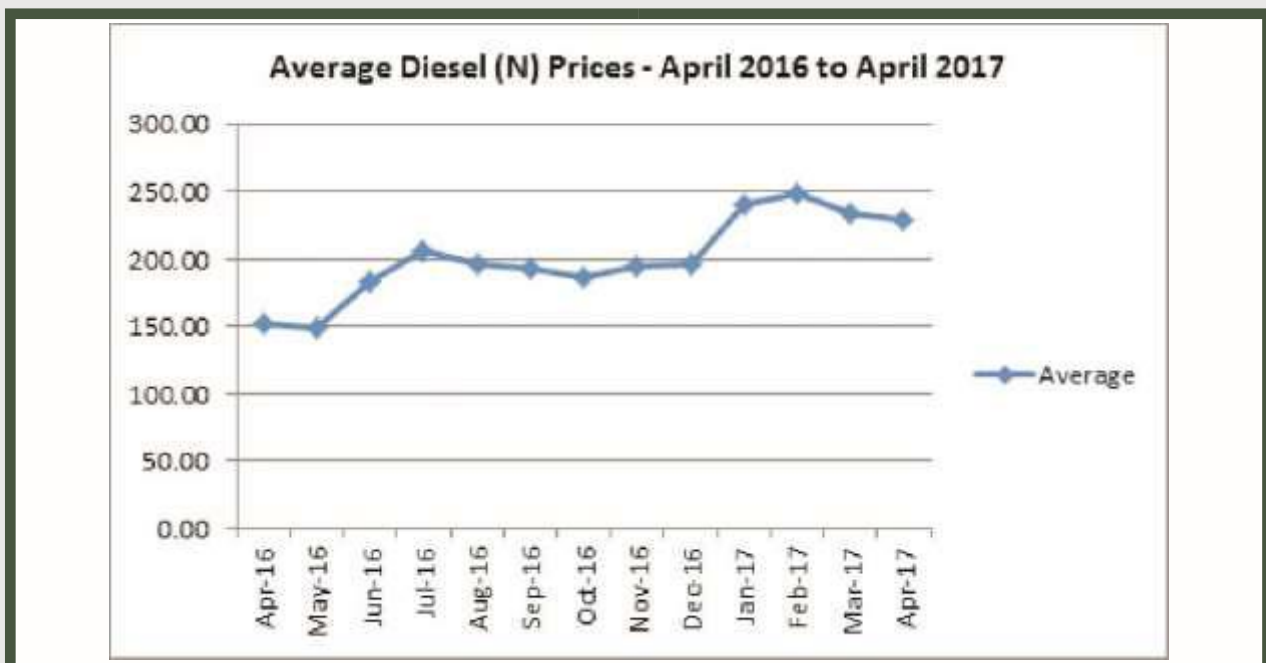
Ondo State has the highest average price in the South West Region for April 2017 while Osun State has the least average price.

# Automotive Gas Oil (Diesel) Price Watch - April 2017



## 12 Months Average Prices

Months	Average	MoM %	YoY %
Apr-16	152.15	4.08	
May-16	148.81	-2.2	
Jun-16	183.41	23.25	20.72
Jul-16	206.55	12.61	41.89
Aug-16	196.53	-4.85	29.69
Sep-16	192.69	-1.95	25.87
Oct-16	187.25	-2.82	23.05
Nov-16	195.67	4.49	19.92
Dec-16	196.25	0.3	19.48
Jan-17	240.52	22.56	50.06
Feb-17	249.38	3.68	68.74
Mar-17	234.55	-5.94	60.44
Apr-17	229.25	-2.26	50.67



-2.26% Month-on-Month and 50.67% Year-on-Year

**AVERAGE DIESEL (AUTOMATIVE GAS OIL) PRICES/ Litre NGN**

STATE	Jan-16	Feb-16	Mar-16	Apr-16	May-16	Jun-16	Jul-16	Aug-16	Sep-16	Oct-16	Nov-16	Dec-16	Jan-17	Feb-17	Mar-17	Apr-17	Year on Year % (Apr 2016-Apr 2017)	Month on Month % (Mar 2017-Apr 2017)		
Abia	152.59	146.76	141.25	144.41	141.88	179.47	201.25	190.36	195.23	190.36	192.79	202.14	237.50	248.08	225.00	241.25	67.06	7.22		
Abuja	158.00	145.00	160.00	155.00	142.22	178.75	204.00	194.00	189.50	180.00	182.50	180.00	270.00	252.00	255.00	248.00	60.00	-2.75		
Adamawa	147.00	145.00	147.18	132.50	145.00	180.00	205.00	190.00	193.75	180.00	193.50	185.00	230.50	280.00	250.00	252.50	90.57	1.00		
Akwa Ibom	156.25	140.00	141.00	141.67	145.00	181.43	202.50	192.00	200.00	188.57	197.50	199.55	247.50	260.00	216.25	231.43	63.36	7.02		
Anambra	146.92	133.33	126.00	130.67	130.67	177.67	200.00	192.50	185.00	183.67	190.15	191.79	235.45	249.55	237.27	225.45	72.54	-4.98		
Bauchi	178.00	152.50	145.00	157.00	135.00	185.71	205.00	192.14	198.33	181.67	187.00	185.83	232.50	226.00	253.00	228.33	45.44	-9.75		
Bayelsa	180.00	160.00	188.57	174.29	150.00	192.50	200.63	192.88	186.67	189.55	202.86	203.75	270.00	250.00	205.56	208.57	19.67	1.47		
Benue	160.00	152.00	135.00	167.00	150.00	166.67	202.86	210.00	210.00	189.17	202.14	190.00	254.17	255.71	246.00	245.35	46.92	-0.26		
Borno	167.00	168.25	155.00	165.00	165.00	221.67	225.00	195.00	201.25	192.00	206.25	197.50	230.91	271.00	224.00	224.00	35.76	0.00		
Cross River	169.17	160.00	153.57	202.86	188.13	181.11	202.86	198.64	187.78	185.26	188.64	209.09	256.36	250.00	227.08	232.35	14.54	2.32		
Delta	142.50	148.67	135.83	137.00	138.75	180.00	203.75	197.31	183.18	187.73	182.92	198.08	256.77	253.75	241.36	225.50	64.60	-6.57		
Ebonyi	160.71	147.86	148.57	152.83	145.00	180.00	202.86	192.43	185.00	190.00	193.33	197.86	240.77	272.50	217.50	220.00	43.95	1.15		
Edo	154.44	143.21	135.50	142.50	140.00	179.62	200.00	200.45	193.08	188.23	194.17	206.18	237.78	261.25	248.85	212.73	49.28	-14.51		
Ekiti	155.42	155.00	151.47	151.20	145.83	175.00	204.41	198.33	197.37	193.30	196.11	195.94	242.56	244.71	241.92	238.33	57.63	-1.48		
Enugu	150.35	140.14	136.30	139.00	136.11	185.00	201.39	199.29	193.21	190.94	196.07	198.44	230.78	250.28	232.81	221.67	59.47	-4.79		
Gombe	155.19	120.00	142.78	146.27	141.68	180.00	205.00	198.50	180.00	185.00	200.00	180.00	233.33	256.67	217.50	200.00	36.74	-8.05		
Imo	151.43	146.88	141.79	148.17	137.94	175.24	200.50	202.14	196.82	192.73	195.43	197.40	246.11	259.17	241.11	225.28	52.04	-6.57		
Jigawa	162.50	142.69	146.43	160.83	144.62	186.36	201.67	198.00	196.07	189.64	191.25	197.69	238.50	243.00	226.21	226.82	41.03	0.27		
Kaduna	163.64	151.88	143.13	162.50	156.67	178.57	203.18	192.92	198.08	192.17	194.58	190.00	236.88	228.50	214.09	215.00	32.31	0.42		
Kano	153.60	144.56	149.50	147.89	155.14	186.67	202.50	202.50	198.33	191.00	200.50	207.50	231.25	255.00	247.50	233.13	57.64	-5.81		
Katsina	145.50	143.13	135.00	150.50	140.00	194.00	211.11	195.22	184.88	191.50	195.50	202.22	252.19	237.00	236.25	230.42	53.10	-2.47		
Kebbi	200.77	155.50	212.78	192.27	187.78	200.00	229.09	194.55	199.38	192.00	208.64	210.42	235.83	240.71	230.00	223.50	16.24	-2.83		
Kogi	166.33	152.14	152.00	135.00	152.50	180.00	201.25	190.00	196.67	181.82	186.25	186.00	235.38	250.00	260.00	249.00	84.44	-4.23		
Kwara	160.33	142.67	153.57	135.00	146.00	185.21	223.33	202.00	198.89	193.34	187.86	191.67	238.33	253.33	263.57	220.00	62.96	-16.53		
Lagos	149.38	155.25	143.44	147.37	143.25	175.56	202.14	194.47	188.11	187.00	195.59	196.58	230.00	252.19	242.62	236.94	60.78	-2.34		
Nassarawa	162.50	161.50	161.11	152.78	167.69	183.64	205.00	208.89	196.57	183.00	195.00	196.43	237.78	251.25	250.50	246.91	61.61	-1.43		
Niger	187.00	164.17	151.00	169.00	179.38	188.33	204.29	197.14	198.00	183.89	188.00	190.00	233.33	248.57	226.43	237.50	40.53	4.89		
Ogun	146.79	140.38	135.00	129.62	132.50	172.86	207.15	198.46	183.46	186.69	199.87	204.09	238.33	245.38	238.00	220.38	70.03	-7.40		
Ondo	156.00	145.56	138.57	142.37	150.33	177.50	206.25	191.58	185.67	181.13	201.50	206.67	233.00	248.33	254.38	251.25	76.48	-1.23		
Osun	150.00	141.18	132.69	126.00	129.17	181.00	206.00	203.53	192.00	191.35	197.94	203.57	255.00	220.00	242.53	218.00	73.02	-10.11		
Oyo	148.44	139.83	134.50	130.67	140.00	181.05	207.50	197.89	194.44	188.06	197.39	203.53	230.00	226.67	242.19	230.76	76.60	-4.72		
Plateau	152.50	138.00	134.00	175.80	150.00	181.88	201.25	197.71	203.33	178.13	190.00	182.50	239.00	245.00	209.17	228.75	30.12	9.36		
Rivers	155.14	160.00	153.33	161.67	160.00	191.11	200.00	194.40	186.67	183.81	220.00	210.00	241.71	250.00	212.14	210.00	29.90	-1.01		
Sokoto	223.13	132.50	146.00	150.00	143.33	180.00	203.00	188.67	180.56	187.14	195.00	187.50	239.17	248.33	248.33	250.00	66.67	0.67		
Taraba	175.00	160.00	138.33	165.00	145.00	200.00	249.00	191.20	188.33	180.00	188.00	185.00	230.00	255.18	216.67	234.29	41.99	8.13		
Yobe	133.33	140.00	110.00	155.00	155.00	183.33	205.00	189.60	175.00	191.67	200.00	180.00	236.88	250.00	220.00	210.00	35.48	-4.55		
Zamfara	153.75	152.50	154.00	153.08	149.38	179.33	206.54	206.82	209.09	186.92	205.63	211.43	233.75	237.86	217.69	228.75	49.43	5.08		
<b>STATES' AVERAGE</b>	<b>160.29</b>	<b>147.78</b>	<b>146.19</b>	<b>152.15</b>	<b>148.81</b>	<b>183.41</b>	<b>206.55</b>	<b>196.53</b>	<b>192.69</b>	<b>187.25</b>	<b>195.67</b>	<b>196.25</b>	<b>240.52</b>	<b>249.38</b>	<b>234.55</b>	<b>229.25</b>	<b>50.67</b>	<b>-2.26</b>		
Month-on-Month	-2.42	-7.80	-1.08	4.08	-2.20	23.25	12.61	-4.85	-1.95	-2.82	4.49	0.30	22.56	3.68	-5.94	-2.26				
Year-on-Year						20.72	41.89	29.69	25.87	23.05	19.92	19.48	50.06	68.74	60.44	50.67				

# Methodology

Field work is done solely by over 700 NBS Staff in all States of the federation supported by supervisors who are monitored by internal and external observers.

Fuel Prices are collected across all the 774 local governments across all States and the FCT from over 10,000 respondents and locations and reflect actual prices households state they actually bought those fuels together with the prices reportedly sold by the fuel suppliers.

The average of all these prices is then reported for each state and the average for the country is the average for the state.

NBS audit team subsequently conducts randomly selected verification of prices recorded.

# Acknowledgements/Contacts

## Acknowledgements

We acknowledge our technical partners, Proshare in the design, concept and production of this publication.





## Contact Us

 @nigerianstat

 NBSNigeria

 [www.nigerianstat.gov.ng](http://www.nigerianstat.gov.ng)

 **Head Office Address**  
Plot 762, Independence Avenue, Central  
Business District, FCT, Abuja Nigeria.

 +234 803 386 5388

 [feedback@nigerianstat.gov.ng](mailto:feedback@nigerianstat.gov.ng)