

Automotive Gas Oil (Diesel) Price Watch

(MARCH 2019)

Report Date: April 2019

Data Source: National Bureau of Statistics (NBS)

Contents

Executive Summary	1
Average PMS Prices Across States	2
Average PMS Prices Across Zones	3
12 Months Average Prices	4
Appendix - Tables	5
Methodology	6
Acknowledgment and Contact	7

Executive Summary


Average price paid by consumers for automotive gas oil (diesel) increased by 1.58% month-on-month and 11.02% year-on-year to N229.16 in March 2019 from to N225.61 in February 2019.

States with the highest average price of diesel were Borno (N246.67), Niger (N241.88) and Imo (N240.50)

States with the lowest average price of diesel were Ekiti (N203.95), Plateau (N217.00) and Rivers (N218.00).



Average Diesel Prices Across States



STATES WITH THE HIGHEST AVERAGE PRICES IN MARCH 2019



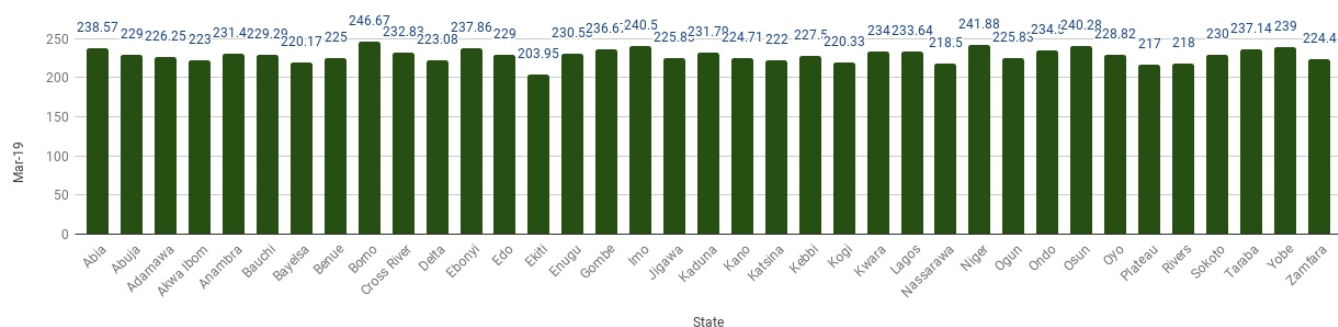
	Mar-19	YoY %	MoM %
BORNO	246.67	15.63	1.23
NIGER	241.88	21.55	9.23
IMO	240.50	21.62	7.23

STATES WITH THE LOWEST AVERAGE PRICES IN MARCH 2019



	Mar-19	YoY %	MoM %
RIVERS	218.00	7.39	3.23
PLATEAU	217.00	8.50	4.58
EKITI	203.95	0.03	-0.86

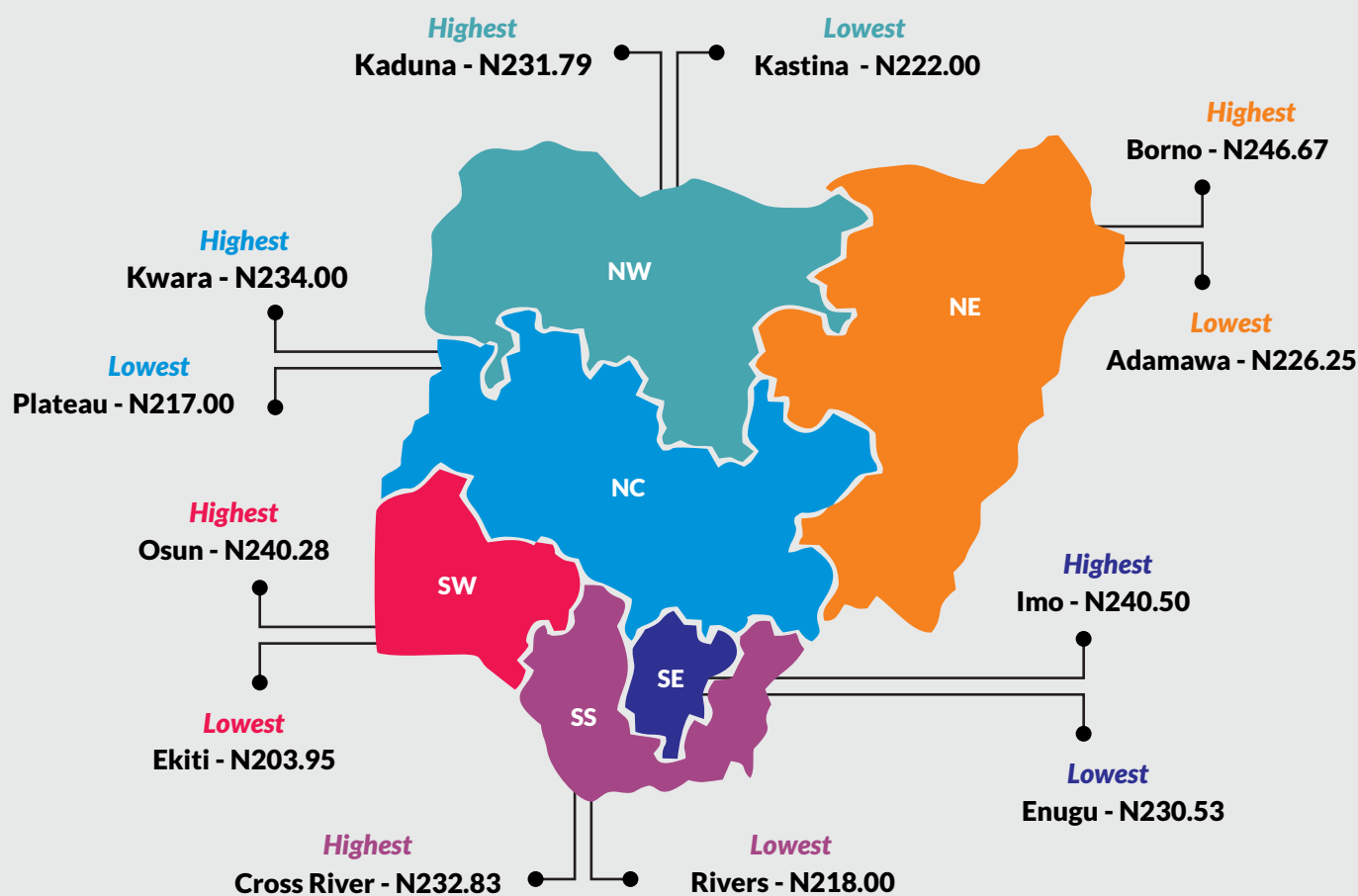

Average Diesel Prices Across States



Automotive Gas Oil (Diesel) Price Watch - March 2019



Average Diesel Prices Across Zones





12 Month Average Diesel Prices

April 2018	
Average	204.35
YoY	-10.86
MoM	-1.00


May 2018	
Average	205.67
YoY	-4.91
MoM	0.65

June 2018	
Average	204.97
YoY	-2.59
MoM	-0.34

July 2018	
Average	204.32
YoY	3.39
MoM	-0.32

March 2018	
Average	206.41
YoY	-12.00
MoM	-1.65

August 2018	
Average	207.98
YoY	5.99
MoM	1.79



February 2018	
Average	225.61
YoY	7.49
MoM	0.23

March 2019	
Average	229.16
YoY	11.02
MoM	1.58

September 2018	
Average	211.64
YoY	14.52
MoM	1.76

January 2018	
Average	225.09
YoY	5.27
MoM	1.59

December 2018	
Average	221.56
YoY	7.25
MoM	0.92

November 2018	
Average	219.54
YoY	10.18
MoM	0.10

October 2018	
Average	219.33
YoY	8.60
MoM	3.63

Methodology

Field work is done solely by over 700 NBS Staff in all States of the federation supported by supervisors who are monitored by internal and external observers.

Fuel Prices are collected across all the 774 local governments across all States and the FCT from over 10,000 respondents and locations and reflect actual prices households state they actually bought those fuels together with the prices reportedly sold by the fuel suppliers.

The average of all these prices is then reported for each state and the average for the country is the average for the state.

NBS audit team subsequently conducts randomly selected verification of prices recorded.

Acknowledgements/Contacts

Acknowledgements

We acknowledge our technical partners, Proshare in the design, concept and production of this publication.





Contact Us

 @nigerianstat

 NBSNigeria

 www.nigerianstat.gov.ng

 **Head Office Address**
Plot 762, Independence Avenue, Central
Business District, FCT, Abuja Nigeria.

 +234 803 386 5388

 feedback@nigerianstat.gov.ng