



NATIONAL BUREAU OF STATISTICS

Automotive Gas Oil (Diesel) Price Watch

(MAY 2021)

Report Date: June 2021

Data Source: National Bureau of Statistics (NBS)

CONTENTS

Executive Summary	1
Average Diesel Prices Across States	2
Average Diesel Prices Across Zones	3
12 Months Average Prices	4
Appendix - Tables	5
Methodology	6
Acknowledgment and Contact	7

EXECUTIVE SUMMARY


Average price paid by consumers for Automotive Gas Oil (diesel) increased by 0.69% month-on-month and by 8.99% year-on-year to N238.82 in May 2021 from N237.19 in April 2021.

States with the highest average price of diesel were Sokoto (N259.29), Bauchi (N258.00) and Benue (N256.17).

States with the lowest average price of diesel were Nasarawa (N213.89), Delta (N215.52) and Rivers (N223.24).

AUTOMOTIVE GAS OIL (DIESEL) PRICE WATCH - MAY 2021

Average Diesel Prices Across States



STATES WITH THE HIGHEST AVERAGE PRICES IN MAY 2021



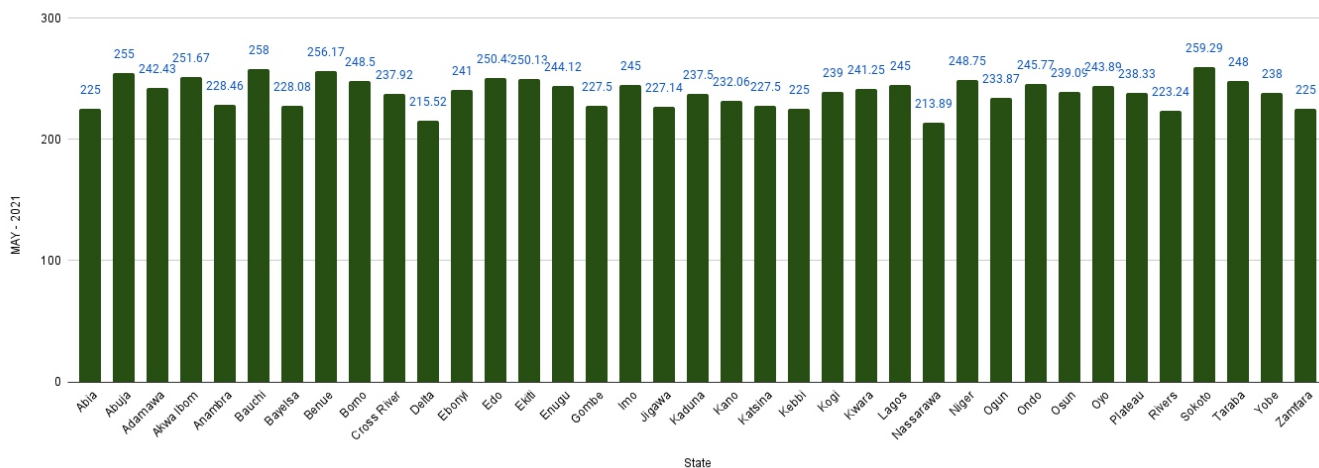
	May - 21	YoY %	MoM %
SOKOTO	259.29	8.41	4.76
BAUCHI	258.00	11.48	5.41
BENUE	256.17	19.94	-3.24

STATES WITH THE LOWEST AVERAGE PRICES IN MAY 2021



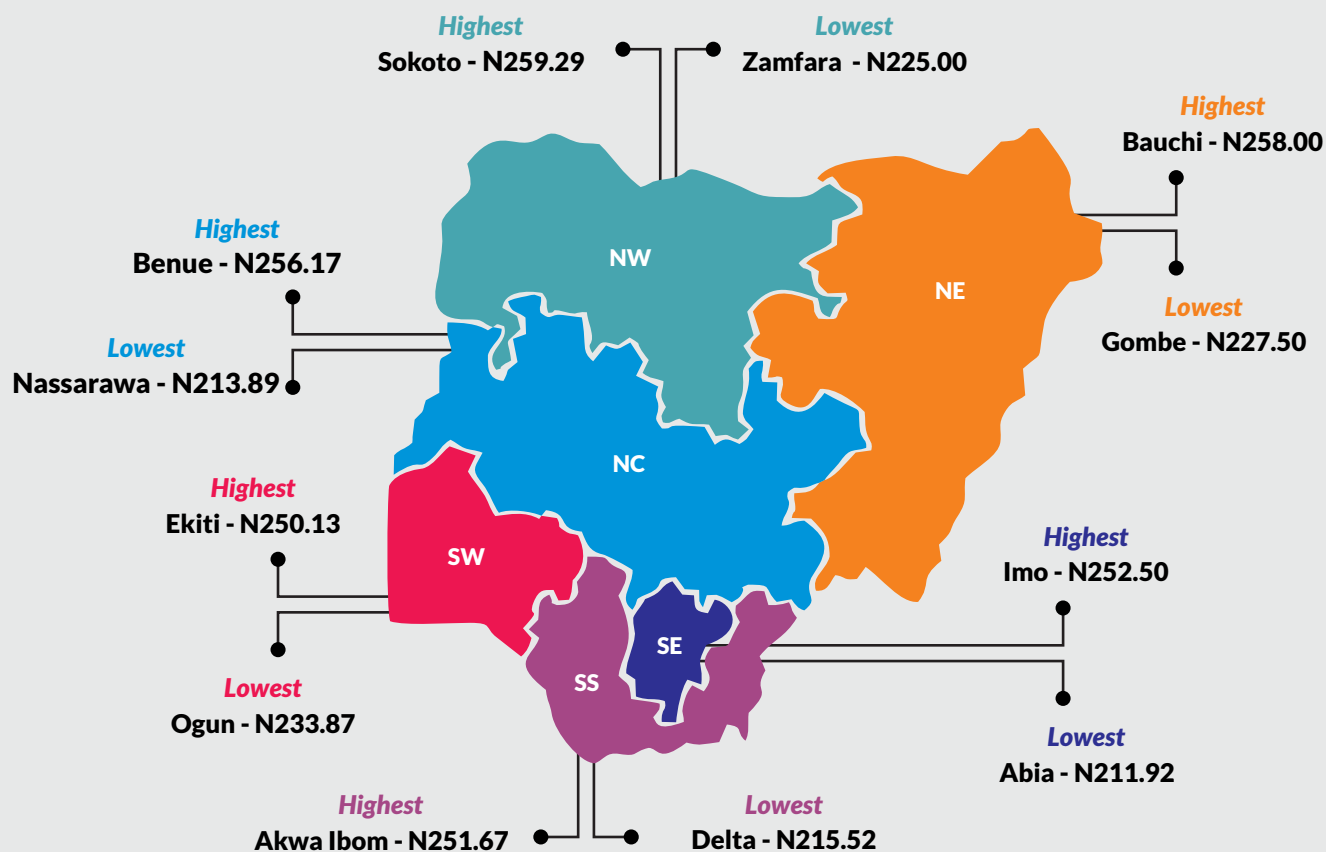

	May - 21	YoY %	MoM %
NASSARAWA	213.89	-1.89	-10.00
DELTA	215.52	-0.50	-7.07
RIVERS	223.24	6.86	1.40

AVERAGE DIESEL PRICES PER LITRE ACROSS STATES



AUTOMOTIVE GAS OIL (DIESEL) PRICE WATCH - MAY 2021

Average Diesel Prices Across Zones



AUTOMOTIVE GAS OIL (DIESEL) PRICE WATCH - MAY 2021

Average Diesel Prices Across States



June 2020	
Average	224.37
YoY	-0.14
MoM	2.39


July 2020	
Average	224.43
YoY	-0.23
MoM	0.03

August 2020	
Average	221.88
YoY	-3.14
MoM	-1.14

September 2020	
Average	219.68
YoY	-3.62
MoM	-0.99

May 2020	
Average	219.13
YoY	-3.90
MoM	-2.22

October 2020	
Average	219.80
YoY	-2.83
MoM	0.05



April 2021	
Average	237.19
YoY	5.84
MoM	0.76

May 2021	
Average	238.82
YoY	8.99
MoM	0.69

November 2020	
Average	223.74
YoY	-0.59
MoM	1.79

March 2021	
Average	235.41
YoY	3.80
MoM	3.36

February 2021	
Average	227.76
YoY	0.67
MoM	1.29

January 2021	
Average	224.86
YoY	-2.14
MoM	0.22

December 2020	
Average	224.37
YoY	-2.37
MoM	0.28

METHODOLOGY

Field work is done solely by over 700 NBS Staff in all States of the federation supported by supervisors who are monitored by internal and external observers.

Fuel Prices are collected across all the 774 local governments across all States and the FCT from over 10,000 respondents and locations and reflect actual prices households state they actually bought those fuels together with the prices reportedly sold by the fuel suppliers.

The average of all these prices is then reported for each state and the average for the country is the average for the state.

NBS audit team subsequently conducts randomly selected verification of prices recorded.

ACKNOWLEDGEMENTS/CONTACTS

Acknowledgements


We acknowledge our technical partners, Proshare in the design, concept and production of this publication.





Contact Us

 @nigerianstat

 NBSNigeria

 www.nigerianstat.gov.ng

 **Head Office Address**
Plot 762, Independence Avenue, Central
Business District, FCT, Abuja Nigeria.

 +234 803 386 5388

 feedback@nigerianstat.gov.ng