

Liquefied Petroleum Gas (Cooking Gas) Price Watch

(JULY 2017)

Report Date: August 2017

Data Source: National Bureau of Statistics



NATIONAL BUREAU OF STATISTICS

Contents

Executive Summary	1
Average Cooking Gas Prices Across States – 5KG Refilling.....	2
Average Cooking Gas Prices Across Zones – 5KG Refilling – North Central.....	3
Average Cooking Gas Prices Across Zones – 5KG Refilling – North East.....	4
Average Cooking Gas Prices Across Zones – 5KG Refilling – North West.....	5
Average Cooking Gas Prices Across Zones – 5KG Refilling – South East.....	6
Average Cooking Gas Prices Across Zones – 5KG Refilling – South South.....	7
Average Cooking Gas Prices Across Zones – 5KG Refilling –South West.....	8
12 Months Average Prices – 5KG Refilling.....	9
Average Cooking Gas Prices Across States – 12.5KG Refilling.....	10
Average Cooking Gas Prices Across Zones – 12.5KG Refilling – North Central.....	11
Average Cooking Gas Prices Across Zones – 12.5KG Refilling – North East.....	12
Average Cooking Gas Prices Across Zones – 12.5KG Refilling – North West.....	13
Average Cooking Gas Prices Across Zones – 12.5KG Refilling – South East.....	14
Average Cooking Gas Prices Across Zones – 12.5KG Refilling – South South.....	15
Average Cooking Gas Prices Across Zones – 12.5KG Refilling –South West.....	16
12 Months Average Prices – 12.5KG Refilling.....	17
Appendix - Tables.....	18
Methodology.....	20
Acknowledgment and Contact.....	21

Executive Summary

Average price for the refilling of a 5kg cylinder for Liquefied Petroleum Gas (Cooking Gas) increased by 0.46% month-on-month and 7.49% year-on-year to N2,226.21 in July 2017 from N2,215.96 in June 2017

States with the highest average price for the refilling of a 5kg cylinder for Liquefied Petroleum Gas (Cooking Gas) were Bauchi (N2,400.00), Taraba (N2,376.34) & Adamawa (2,375.00).


States with the lowest average price for the refilling of a 5kg cylinder for Liquefied Petroleum Gas (Cooking Gas) were Kogi (N2,100.98), Ekiti (N2,075.00) and Delta N1,771.43).

Similarly, average price for the refilling of a 12.5kg cylinder for Liquefied Petroleum Gas (Cooking Gas) decreased by 2.25% month-on-month and increased by 0.36% year-on-year to N4,374.16 in July 2017 from N4,474.91 in June 2017.

States with the highest average price for the refilling of a 12.5kg cylinder for Liquefied Petroleum Gas (Cooking Gas) were Anambra (N5,090), Adamawa (N4,875) & Akwa Ibom (4,833.33).

States with the lowest average price for the refilling of a 12.5kg cylinder for Liquefied Petroleum Gas (Cooking Gas) were Sokoto (N3,900.21), Lagos (N3,894.12) and Edo (N3,861.54)

Liquefied Petroleum Gas (Cooking Gas) Price Watch - July 2017



Average Cooking Gas Prices Across States – 5KG Refilling

Average

N2,226.21

State	Jul-17	YoY %	MoM %
Abia	2357.14	10.49	11.58
Abuja	2150	4.88	5.39
Adamawa	2375	10.47	-0.63
Akwa Ibom	2158.33	-0.38	-3.72
Anambra	2300	10.62	3.21
Bauchi	2400	14.29	10.34
Bayelsa	2240	12	-2.65
Benue	2200	7.32	-4.35
Borno	2214.29	6.71	-0.64
Cross River	2245.45	9.53	-1.18
Delta	1771.43	-17.61	-14.71
Ebonyi	2225	1.71	2.65
Edo	2264.29	5.93	3.55
Ekiti	2075	3.75	0.2
Enugu	2200	10	-0.45
Gombe	2300	15	2.22
Imo	2320	3.11	-0.85
Jigawa	2200	11.68	-6.38
Kaduna	2145	-4.67	7.25
Kano	2200	10	3.94
Katsina	2375	13.43	5.56
Kebbi	2370	5.33	-1.25
Kogi	2100.98	5.05	4.79
Kwara	2133.33	1.93	-3.03
Lagos	2135.77	5.62	-5.08
Nasarawa	2225	8.54	-5.32
Niger	2343.75	14.33	17.19
Ogun	2241.67	17.98	0.47
Ondo	2142	2	2.82
Osun	2200.11	10.01	-4.76
Oyo	2180	9.27	7.21
Plateau	2138.46	-1.73	2.81
Rivers	2200.67	4.79	-4.32
Sokoto	2300	21.05	-1.71
Taraba	2376.34	15.92	3.31
Yobe	2300.55	12.22	-4.14
Zamfara	2265.33	13.27	-5.58

STATES WITH THE HIGHEST AVERAGE PRICES IN JULY 2017

BAUCHI

N2,400.00

TARABA

N2,376.34

ADAMAWA

N2,375.00

STATES WITH THE LOWEST AVERAGE PRICES IN JULY 2017

KOGI

N2,100.98

EKITI


N2,075.00

DELTA

N1,771.43

Liquefied Petroleum Gas (Cooking Gas) Price Watch - July 2017

Average Cooking Gas Prices Across Zones – 5KG Refilling
North Central



Average


N2,184.5

State	Jul-17	YoY %	MoM %
Abuja	2150	4.88	5.39
Benue	2200	7.32	-4.35
Kogi	2100.98	5.05	4.79
Kwara	2133.33	1.93	-3.03
Nasarawa	2225	8.54	-5.32
Niger	2343.75	14.33	17.19
Plateau	2138.46	-1.73	2.81

Niger State records the highest average cooking gas price for refilling 5KG cylinder in the North Central Region for July 2017 while Kogi State records the least average price.

Liquefied Petroleum Gas (Cooking Gas) Price Watch - July 2017

Average Cooking Gas Prices Across Zones – 5KG Refilling
North East



Average


N2,327.70

State	Jul-17	YoY %	MoM %
Adamawa	2375	10.47	-0.63
Bauchi	2400	14.29	10.34
Borno	2214.29	6.71	-0.64
Gombe	2300	15	2.22
Taraba	2376.34	15.92	3.31
Yobe	2300.55	12.22	-4.14

Bauchi State records the highest average cooking gas price for refilling 5KG cylinder in the North East Region for July 2017 while Borno State records the least average price.

Liquefied Petroleum Gas (Cooking Gas) Price Watch - July 2017

Average Cooking Gas Prices Across Zones – 5KG Refilling
North West



Average


N2,265.05

State	Jul-17	YoY %	MoM %
Jigawa	2200	11.68	-6.38
Kaduna	2145	-4.67	7.25
Kano	2200	10	3.94
Katsina	2375	13.43	5.56
Kebbi	2370	5.33	-1.25
Sokoto	2300	21.05	-1.71
Zamfara	2265.33	13.27	-5.58

Katsina State records the highest average cooking gas price for refilling 5KG cylinder in the North West Region for July 2017 while Kaduna State records the least average price.

Liquefied Petroleum Gas (Cooking Gas) Price Watch - July 2017

Average Cooking Gas Prices Across Zones – 5KG Refilling
South East



Average


N2,280.43

State	Jul-17	YoY %	MoM %
Abia	2357.14	10.49	11.58
Anambra	2300	10.62	3.21
Ebonyi	2225	1.71	2.65
Enugu	2200	10	-0.45
Imo	2320	3.11	-0.85

Abia State records the highest average cooking gas price for refilling 5KG cylinder in the South East Region for July 2017 while Enugu State records the least average price.

Liquefied Petroleum Gas (Cooking Gas) Price Watch - July 2017

Average Cooking Gas Prices Across Zones – 5KG Refilling
South South



Average


N2,146.70

State	Jul-17	YoY %	MoM %
Akwa Ibom	2158.33	-0.38	-3.72
Bayelsa	2240	12	-2.65
Cross River	2245.45	9.53	-1.18
Delta	1771.43	-17.61	-14.71
Edo	2264.29	5.93	3.55
Rivers	2200.67	4.79	-4.32

Edo State records the highest average cooking gas price for refilling 5KG cylinder in the South South Region for July 2017 while Delta State records the least average price.

Liquefied Petroleum Gas (Cooking Gas) Price Watch - July 2017

Average Cooking Gas Prices Across Zones – 5KG Refilling
South West




Average

N2,162.42

State	Jul-17	YoY %	MoM %
Ekiti	2075	3.75	0.2
Lagos	2135.77	5.62	-5.08
Ogun	2241.67	17.98	0.47
Ondo	2142	2	2.82
Osun	2200.11	10.01	-4.76
Oyo	2180	9.27	7.21

Ogun State records the highest average cooking gas price for refilling 5KG cylinder in the South West Region for July 2017 while Ekiti State records the least average price.

Liquefied Petroleum Gas (Cooking Gas) Price Watch - July 2017




12 Months Average Prices – 5KG Refilling

Months	Average	MoM %	YoY %
Jul-16	2071.06		
Aug-16	1928.06		
Sep-16	1938.62		
Oct-16	2067.01		
Nov-16	1962.55		
Dec-16	2002.16		
Jan-17	2567.56	28.24	39.39
Feb-17	2708.38	5.48	45.59
Mar-17	2493.59	-7.93	35.57
Apr-17	2428.38	-2.61	30.35
May-17	2446.57	0.75	31.96
Jun-17	2215.96	-9.43	12.91
Jul-17	2226.21	0.46	7.49



0.46% month-on-month and 7.49% year-on-year

Liquefied Petroleum Gas (Cooking Gas) Price Watch - July 2017



Average Cooking Gas Prices Across States – 12.5KG Refilling

Average

N4,374.16

State	Jul-17	YoY %	MoM %
Abia	4564.29	10.65	3.73
Abuja	4625	1.65	1.87
Adamawa	4875	12.07	(0.51)
Akwa Ibom	4833.33	12.40	1.75
Anambra	5090	18.49	13.47
Bauchi	4750	18.75	4.40
Bayelsa	4245	(0.12)	(0.82)
Benue	4750	5.56	1.06
Borno	4457.14	8.18	2.30
Cross River	4631.82	6.36	1.67
Delta	4392.86	(3.98)	(5.29)
Ebonyi	4508.33	7.77	2.46
Edo	3861.54	(13.71)	(9.78)
Ekiti	3950	(12.22)	(8.35)
Enugu	4150	(15.95)	(5.82)
Gombe	4800.67	6.68	(3.99)
Imo	4687	(1.33)	(1.53)
Jigawa	4200.55	(8.02)	0.01
Kaduna	4316.67	(0.77)	3.60
Kano	4100	7.19	(2.38)
Katsina	4016.67	4.97	(5.71)
Kebbi	4265	(14.41)	(3.07)
Kogi	4350	8.07	0.58
Kwara	4250.11	(2.72)	(1.16)
Lagos	3894.12	(1.41)	(10.14)
Nasarawa	4650	20.78	(0.64)
Niger	4300.32	(12.75)	(2.27)
Ogun	3981.25	(6.87)	(5.95)
Ondo	4343.75	(3.47)	(0.90)
Osun	4059.09	(16.31)	(5.22)
Oyo	3915.38	(1.82)	(4.94)
Plateau	4333.33	4.24	(7.41)
Rivers	4428.57	9.35	(6.27)
Sokoto	3900.21	(9.30)	(9.72)
Taraba	4400.98	(9.26)	(9.26)
Yobe	4600.22	(5.15)	(4.16)
Zamfara	4365.87	9.15	(5.09)

STATES WITH THE HIGHEST AVERAGE PRICES IN JULY 2017

ANAMBRA

N5,090.00

ADAMAWA

N4,875.00

AKWA IBOM

N4,833.33

STATES WITH THE LOWEST AVERAGE PRICES IN JULY 2017

SOKOTO

N3,900.21

LAGOS


N3,894.12

EDO

N3,861.54

Liquefied Petroleum Gas (Cooking Gas) Price Watch - July 2017

Average Cooking Gas Prices Across Zones – 12.5KG Refilling
North Central



Average


N4,465.54

State	Jul-17	YoY %	MoM %
Abuja	4625	1.65	1.87
Benue	4750	5.56	1.06
Kogi	4350	8.07	0.58
Kwara	4250.11	(2.72)	(1.16)
Nasarawa	4650	20.78	(0.64)
Niger	4300.32	(12.75)	(2.27)
Plateau	4333.33	4.24	(7.41)

Benue State records the highest average cooking gas price for refilling 12.5KG cylinder in the North Central Region for July 2017 while Kwara State records the least average price.

Liquefied Petroleum Gas (Cooking Gas) Price Watch - July 2017

Average Cooking Gas Prices Across Zones – 12.5KG Refilling
North East



Average


N4,647.34

State	Jul-17	YoY %	MoM %
Adamawa	4875	12.07	(0.51)
Bauchi	4750	18.75	4.40
Borno	4457.14	8.18	2.30
Gombe	4800.67	6.68	(3.99)
Taraba	4400.98	(9.26)	(9.26)
Yobe	4600.22	(5.15)	(4.16)

Adamawa State records the highest average cooking gas price for refilling 12.5KG cylinder in the North East Region for July 2017 while Taraba State records the least average price.

Liquefied Petroleum Gas (Cooking Gas) Price Watch - July 2017

Average Cooking Gas Prices Across Zones – 12.5KG Refilling
North West



Average


N4,166.42

State	Jul-17	YoY %	MoM %
Jigawa	4200.55	(8.02)	0.01
Kaduna	4316.67	(0.77)	3.60
Kano	4100	7.19	(2.38)
Katsina	4016.67	4.97	(5.71)
Kebbi	4265	(14.41)	(3.07)
Sokoto	3900.21	(9.30)	(9.72)
Zamfara	4365.87	9.15	(5.09)

Zamfara State records the highest average cooking gas price for refilling 12.5KG cylinder in the North West Region for July 2017 while Sokoto State records the least average price.

Liquefied Petroleum Gas (Cooking Gas) Price Watch - July 2017

Average Cooking Gas Prices Across Zones – 12.5KG Refilling
South East



Average


N4,599.92

State	Jul-17	YoY %	MoM %
Abia	4564.29	10.65	3.73
Anambra	5090	18.49	13.47
Ebonyi	4508.33	7.77	2.46
Enugu	4150	(15.95)	(5.82)
Imo	4687	(1.33)	(1.53)

Anambra State records the highest average cooking gas price for refilling 12.5KG cylinder in the South East Region for July 2017 while Enugu State records the least average price.

Liquefied Petroleum Gas (Cooking Gas) Price Watch - July 2017

Average Cooking Gas Prices Across Zones – 12.5KG Refilling
South South



Average


N4,398.85

State	Jul-17	YoY %	MoM %
Akwa Ibom	4833.33	12.40	1.75
Bayelsa	4245	(0.12)	(0.82)
Cross River	4631.82	6.36	1.67
Delta	4392.86	(3.98)	(5.29)
Edo	3861.54	(13.71)	(9.78)
Rivers	4428.57	9.35	(6.27)

Akwa Ibom State records the highest average cooking gas price for refilling 12.5KG cylinder in the South South Region for July 2017 while Edo State records the least average price.

Liquefied Petroleum Gas (Cooking Gas) Price Watch - July 2017

Average Cooking Gas Prices Across Zones – 12.5KG Refilling
South West




Average

N4,023.93

State	Jul-17	YoY %	MoM %
Ekiti	3950	(12.22)	(8.35)
Lagos	3894.12	(1.41)	(10.14)
Ogun	3981.25	(6.87)	(5.95)
Ondo	4343.75	(3.47)	(0.90)
Osun	4059.09	(16.31)	(5.22)
Oyo	3915.38	(1.82)	(4.94)

Ondo State records the highest average cooking gas price for refilling 12.5KG cylinder in the South West Region for July 2017 while Lagos State records the least average price.

Liquefied Petroleum Gas (Cooking Gas) Price Watch - July 2017



12 Months Average Prices – 12.5KG Refilling

Months	Average	MoM %	YoY %
Jul-16	4358.4		
Aug-16	3978.09		
Sep-16	4076.25		
Oct-16	4435.17		
Nov-16	4016.09		
Dec-16	4071.63		
Jan-17	5508.16	35.28	49.82
Feb-17	5345.87	-2.95	45.49
Mar-17	4923.47	-7.9	33.27
Apr-17	4830.22	-1.89	28.93
May-17	4957.88	2.64	33.11
Jun-17	4474.91	-9.74	9.37
Jul-17	4374.16	-2.25	0.36



-2.25% month-on-month and 0.36% year-on-year

Liqified Petroleum Gas(Cooking gas) 12.5kg refilling

AVERAGE PRICE NGN																			Year on Year %		Month on Month %	
STATE	Jan-16	Feb-16	Mar-16	Apr-16	May-16	Jun-16	Jul-16	Aug-16	Sep-16	Oct-16	Nov-16	Dec-16	Jan-17	Feb-17	Mar-17	Apr-17	May-17	Jun-17	Jul-17	(July 2016-July 2017)	June 2017-July 2017	
Abia	3935.71	3933.33	3805.36	3875.00	4003.57	3985.71	4125.00	4121.43	4100.00	4654.88	3800.00	4106.25	5150.00	5462.50	4875.00	4900.00	4835.71	4400.00	4564.29	10.65	3.73	
Abuja	3950.00	3883.33	3850.00	3950.00	3800.00	4000.00	4550.00	3950.00	3840.00	3884.34	3850.00	3956.67	5200.00	5100.00	4800.00	5000.00	4860.00	4540.00	4625.00	1.65	1.87	
Adamawa	3600.00	3600.00	3750.00	3600.00	3675.00	3800.00	4350.00	3600.00	4000.00	3941.34	3975.00	4062.50	5800.00	5000.00	4900.00	4500.00	5000.00	4900.00	4875.00	12.07	(0.51)	
Akwa Ibom	3950.00	4133.33	4300.00	4633.33	3934.20	4633.33	4300.00	4966.67	4033.33	4998.00	4250.00	5708.33	5740.00	6000.00	4840.00	4940.00	5100.00	4750.00	4833.33	12.40	1.75	
Anambra	3554.17	3504.17	3504.17	3651.67	3612.50	4000.00	4295.83	4013.33	3990.00	4288.09	3757.14	4012.50	5620.00	5616.67	5100.00	5071.43	5242.86	4485.71	5090.00	18.49	13.47	
Bauchi	4000.00	3500.00	3750.00	3500.00	3500.00	4000.00	4000.00	3586.00	3586.00	3947.56	4000.00	4000.00	5500.00	5000.00	4833.33	4500.00	5000.00	4550.00	4750.00	18.75	4.40	
Bayelsa	4000.00	4000.00	4000.00	4050.00	4250.00	4500.00	4250.00	4250.00	4000.00	5133.94	4750.00	4500.00	5250.00	5633.33	5112.50	5081.25	5150.00	4280.00	4245.00	(0.12)	(0.82)	
Benue	3700.00	3962.50	4000.00	3825.00	3975.00	4000.00	4500.00	3950.00	4000.00	3866.71	3815.00	3975.00	5083.33	5500.00	5250.00	5100.00	5250.00	4700.00	4750.00	5.56	1.06	
Borno	4166.67	3500.00	3500.00	4500.00	4150.00	4112.50	4120.00	4250.00	3920.00	4653.03	4316.67	4550.00	5950.00	5833.33	5020.00	5171.43	5300.00	4357.14	4457.14	8.18	2.30	
Cross River	3663.33	3600.00	3868.75	3850.00	3849.48	4175.00	4355.00	4191.67	3935.68	4886.23	3915.00	3835.00	5675.00	6000.00	5005.00	5120.00	5330.00	4555.56	4631.82	6.36	1.67	
Delta	3525.00	3550.00	3550.00	3650.00	3611.70	4041.67	4575.00	4037.50	3798.46	4362.14	4216.67	3825.00	5933.33	5923.08	4833.33	5041.67	5017.31	4638.46	4392.86	(3.98)	(5.29)	
Ebonyi	3523.57	3588.33	3553.93	3504.17	3570.83	4100.00	4183.33	3795.83	4105.37	4314.31	3741.67	3725.00	5750.00	5500.45	4650.00	4900.00	5041.67	4400.00	4508.33	7.77	2.46	
Edo	3575.00	3750.00	3725.00	3987.50	3600.00	4000.00	4475.00	4366.67	4929.88	4755.14	4200.00	4116.67	5187.50	6000.00	4920.00	4936.36	4892.31	4280.00	3861.54	(13.71)	(9.78)	
Ekiti	3500.00	3800.00	3800.00	3800.00	3594.00	4500.00	4500.00	3788.80	4024.16	3523.05	3500.00	3777.64	5400.00	5033.33	4800.00	4770.00	4800.00	4310.00	3950.00	(12.22)	(8.35)	
Enugu	4012.50	3535.00	3508.33	3550.00	3800.00	4500.00	4937.50	3550.00	4549.78	4573.91	4850.00	4766.67	5725.00	5412.50	4730.00	4700.00	4700.00	4466.67	4150.00	(15.95)	(5.82)	
Gombe	3500.00	3500.00	3500.00	3500.00	3500.00	4000.00	4500.00	3500.00	4638.32	3929.21	3800.00	3700.00	5333.33	5500.00	5033.33	5000.00	5000.00	5000.00	4800.67	6.68	(3.99)	
Imo	3550.00	3566.67	3537.50	3583.33	3575.00	4333.33	4750.00	4550.00	4589.91	3944.31	3992.50	3998.00	5794.29	5340.00	5033.33	4975.00	5125.00	4760.00	4687.00	(1.33)	(1.53)	
Jigawa	4666.67	4500.00	3995.00	4866.67	4833.33	4200.00	4566.67	4500.00	4805.06	5603.77	4750.00	5666.67	5166.67	5000.00	4800.00	4700.00	5000.00	4200.00	4200.55	(8.02)	0.01	
Kaduna	3833.33	3600.00	3800.00	3850.00	3600.00	4000.00	4350.00	3700.00	3585.60	4213.13	4034.00	4000.00	5000.00	5333.33	4800.00	4880.00	5000.00	4166.67	4316.67	(0.77)	3.60	
Kano	3650.00	3550.00	3685.00	3600.00	3650.00	4080.00	3825.00	4000.00	3837.40	4761.77	3825.00	4000.00	5250.00	4900.00	4650.00	4500.00	5000.00	4200.00	4100.00	7.19	(2.38)	
Katsina	3562.50	3500.00	3515.87	3567.61	3518.06	4000.00	3826.67	3805.00	3505.58	4218.38	3555.56	3650.00	5972.22	4950.00	4714.29	4671.43	4600.00	4260.00	4016.67	4.97	(5.71)	
Kebbi	3650.00	3500.00	3800.00	3625.00	3550.00	4000.00	4983.33	4025.00	3537.40	4740.74	3633.33	3650.00	5625.00	6000.00	4887.50	4833.33	5375.00	4400.00	4265.00	(14.41)	(3.07)	
Kogi	3512.50	3583.33	3543.75	3550.00	3560.00	4000.00	4025.00	3980.00	3547.76	4059.08	3879.17	3990.00	5000.00	5000.00	4912.50	4825.00	4744.44	4325.00	4350.00	8.07	0.58	
Kwara	3550.63	3522.50	3568.75	3591.43	3579.17	4000.00	4368.75	3839.38	3566.85	4346.31	3501.11	3842.78	5902.50	5500.00	4950.00	4550.00	4650.00	4300.00	4250.11	(2.72)	(1.16)	
Lagos	3501.67	3527.50	3503.33	3700.00	3503.33	4000.00	3950.00	3675.00	3991.32	4709.50	3775.00	3941.56	5750.00	4797.22	4676.19	4610.53	4621.88	4333.33	3894.12	(1.41)	(10.14)	
Nassarawa	3533.33	3525.00	3552.86	3514.29	3573.57	4000.00	3850.00	3507.50	3560.88	3936.00	3602.08	3624.40	5427.78	5375.00	5150.00	4928.57	5016.67	4680.00	4650.00	20.78	(0.64)	
Niger	3516.67	3650.00	3500.00	3625.00	3566.67	4000.00	4928.57	3962.50	3663.60	4986.76	3875.00	4000.00	5650.00	5000.00	4962.50	4666.67	4800.00	4400.00	4300.32	(12.75)	(2.27)	
Ogun	3504.17	3750.00	3741.67	3700.00	3850.00	4000.00	4275.00	4100.00	3834.60	4185.38	4100.00	4010.00	5030.00	4777.78	4636.36	4654.55	4800.00	4233.33	3981.25	(6.87)	(5.95)	
Ondo	3500.00	3500.00	3500.00	3500.00	3587.20	3786.00	4500.00	3500.00	4619.99	4627.95	4482.00	3786.00	5900.00	4902.50	4808.33	4892.86	4911.11	4383.33	4343.75	(3.47)	(0.90)	
Osun	3500.00	3595.45	3750.00	3500.00	3500.00	4000.00	4650.00	4000.00	4376.49	4168.06	4200.00	4300.00	5200.00	5233.33	4862.50	4900.00	4837.50	4282.50	4059.09	(16.31)	(5.22)	
Oyo	3500.00	4000.00	3750.00	3500.00	3586.00	4000.00	3988.00	3800.00	4778.68	3820.32	3980.00	3988.00	5500.00	4322.22	5100.00	4581.25	4615.00	4118.75	3915.38	(1.82)	(4.94)	
Plateau	3562.50	3875.00	3937.50	3762.50	4362.50	4133.33	4157.14	4070.00	4345.05	4654.06	4833.33	3560.00	5911.11	5100.00	4910.00	4750.00	4950.00	4680.00	4333.33	4.24	(7.41)	
Rivers	3591.67	3575.00	3575.00	3550.00	3525.00	4000.00	4050.00	4358.33	3812.50	4724.33	4202.50	3787.50	5166.67	6000.00	4962.50	5000.00	5100.00	4725.00	4428.57	9.35	(6.27)	
Sokoto	3500.00	3500.00	3500.00	3500.00	3525.00	4000.00	4300.00	4100.00	4651.55	4780.61	4325.00	3875.00	5800.00	5750.54	5200.00	5066.67	4983.33	4320.00	3900.21	(9.30)	(9.72)	
Taraba	3500.00	3500.00	3500.00	3500.00	3500.00	4000.00	4850.00	3998.88	4362.92	4876.84	4000.00	3988.00	5833.33	5000.00	5100.00	5000.00	5000.00	4850.11	4400.98	(9.26)	(9.26)	
Yobe	3675.00	3670.22	3968.77	3600.00	3537.50	4500.00	4850.00	3800.00	3524.55	4419.43	3562.50	3900.00	5125.00	6000.00	5500.00	4500.00	5125.00	4800.00	4600.22	(5.15)	(4.16)	
Zamfara	3512.50	3625.00	3500.00	4000.00	4000.00	4000.00	4000.00	4000.00	4882.57	4612.61	3750.00	4475.00	5500.00	5000.00	4850.00	4500.00	4666.67	4600.00	4365.87	9.15	(5.09)	
AVERAGE	3676.46	3674.48	3694.34	3746.28	3724.56	4091.38	4358.40	3978.09	4076.25	4435.17	4016.09	4071.63	5508.16	5345.87	4923.47	4830.22	4957.88	4474.91	4374.16	0.36	(2.25)	
Month-on-Month													35.28	-2.95	-7.90	-1.89	2.64	-9.74	-2.25			
Year-on-Year													49.82	45.49	33.27	28.93	33.11	9.37	0.36			

STATES WITH THE HIGHEST AVERAGE PRICES

Anambra	5090.00
Adamawa	4875.00
Akwa Ibom	4833.33

STATES WITH THE LOWEST AVERAGE PRICES

Sokoto	3900.21
Lagos	3894.12
Edo	3861.54

Methodology

Field work is done solely by over 700 NBS Staff in all States of the federation supported by supervisors who are monitored by internal and external observers.

Fuel Prices are collected across all the 774 local governments across all States and the FCT from over 10,000 respondents and locations and reflect actual prices households state they actually bought those fuels together with the prices reportedly sold by the fuel suppliers.

The average of all these prices is then reported for each state and the average for the country is the average for the state.

NBS audit team subsequently conducts randomly selected verification of prices recorded.

Acknowledgements/Contacts

Acknowledgements

We acknowledge our technical partners, Proshare in the design, concept and production of this publication.





Contact Us

 @nigerianstat

 NBSNigeria

 www.nigerianstat.gov.ng

 **Head Office Address**
Plot 762, Independence Avenue, Central
Business District, FCT, Abuja Nigeria.

 +234 803 386 5388

 feedback@nigerianstat.gov.ng