



NATIONAL BUREAU OF STATISTICS

Federation Account Allocation Committee (FAAC)

(August 2021 Disbursement)

Report Date: February 2022

Data Source: National Bureau of Statistics (NBS)

CONTENT

Executive Summary	3
FAAC for Month of July, 2021 Shared in August, 2021	
Summary of Gross Revenue Allocation by FAAC	4
Distribution of Revenue Allocation to FGN by FAAC	5
Distribution of Revenue Allocation to State Governments by FAAC	6
Methodology	15
Appendix	16
Contact	21

EXECUTIVE SUMMARY

The Federation Account Allocation Committee (FAAC) disbursed the sum of N824.22bn to the three tiers of government in August 2021 from the revenue generated in July 2021. The amount disbursed comprised of N670.63bn from the Statutory Account, N151.13bn from Valued Added Tax (VAT) and N2.46bn from Exchange Gain difference.

The Federal Government received a total of N321.23bn from the N824.22bn while States received a total of N222.51bn and Local Governments received N166.56bn. The sum of N50.42bn was shared among the oil producing states from the 13% derivation fund. The Revenue generating agencies such as Nigeria Customs Service (NCS), Federal Inland Revenue Service (FIRS) and Department of Petroleum Resources (DPR) received N7.74bn, N12.19bn and N8.22bn respectively as cost of revenue collections.

Further breakdown of revenue allocation distribution to the Federal Government of Nigeria (FGN) revealed that the sum of N207.57bn was disbursed to the FGN consolidated revenue account; N5.70bn shared as share of derivation and ecology; N2.85bn as stabilization fund; N9.57bn for the development of natural resources; and N7.05bn to the Federal Capital Territory (FCT) Abuja.

FEDERATION ACCOUNT ALLOCATION COMMITTEE (FAAC)

AUGUST 2021 DISBURSEMENT

Summary of Gross Revenue Allocation by Federation Account Allocation Committee for the Month of July, 2021 Shared in August, 2021



FGN
N321.23 bn

Statutory Allocation
N299.00 bn

Others*
N1.14 bn

VAT
N21.08 bn



STATE
N222.51 bn

Statutory Allocation
N151.66 bn

Others*
N0.58 bn

VAT
N70.28 bn



LGCs
N166.56 bn

Statutory Allocation
N116.92 bn

Others*
N0.45 bn

VAT
N49.19 bn

13% Derivation Fund
N50.42 bn

Cost of Collection - NCS
N7.74 bn

Cost of Collection - FIRS
N12.19 bn

Cost of Collections - DPR
N8.22 bn

13% Derivation Refund to Oil Producing States
N23.92 bn

Lagos State 13% Derivation
N17.80 bn

FIRS Refund
N0.10 bn

Police Trust Fund
N3.02 bn

North East Development Commission
N4.63 bn








N824.22 bn

NB:- Others for this month is distribution of Exchange gains. See tables in appendix for details*

FEDERATION ACCOUNT ALLOCATION COMMITTEE (FAAC) AUGUST 2021 DISBURSEMENT

Distribution of Revenue Allocation to FGN by
Federation Account Allocation Committee for the Month
of July, 2021 Shared in August, 2021



BENEFICIARIES	STATUTORY ALLOCATION	OTHERS	VAT	TOTAL
 FGN (CRF Account)	N186,839,666,221.59	N1,048,469,970.53	N19,677,693,228.74	N207,565,829,420.86
 Share of Derivation & Ecology	N5,675,843,754.63	N21,617,937.54	-	N5,697,461,692.17
 Stabilization	N2,837,921,877.31	N10,808,968.77	-	N2,848,730,846.08
 Development of Natural Resources	N9,535,417,507.78	N36,318,135.06	-	N9,571,735,642.84
 FCT-Abuja	N5,625,915,735.63	N21,617,937.54	N1,405,549,516.34	N7,053,083,189.51
TOTAL	N232,736,840,791.45			

FEDERATION ACCOUNT ALLOCATION COMMITTEE (FAAC) AUGUST 2021 DISBURSEMENT

Distribution of Revenue Allocation to State Governments by Federation Account Allocation Committee for the Month of July, 2021 Shared in August, 2021



ABIA

Net Statutory Allocation

N3,219,590,992.96

Share of Ecology

N101,296,318.81

Others*

N16,853,796.64

VAT Allocation

N1,469,894,544.12

TOTAL

N4,807,635,652.52



ADAMAWA

Net Statutory Allocation

N3,297,008,827.97

Share of Ecology

N107,761,863.65

Others*

N14,765,181.47

VAT Allocation

N1,527,633,695.49

TOTAL

N4,947,169,568.59



AKWA IBOM

Net Statutory Allocation

N13,022,261,264.50

Share of Ecology

N108,763,286.18

Others*

N84,176,667.93

VAT Allocation

N1,660,067,191.45

TOTAL

N14,875,268,410.06



ANAMBRA

Net Statutory Allocation

N3,467,032,999.79

Share of Ecology

N107,559,984.48

Others*

N14,737,520.63

VAT Allocation

N1,716,653,974.67

TOTAL

N5,305,984,479.58

FEDERATION ACCOUNT ALLOCATION COMMITTEE (FAAC) AUGUST 2021 DISBURSEMENT

Distribution of Revenue Allocation to State Governments by Federation Account Allocation Committee for the Month of July, 2021 Shared in August, 2021



BAUCHI

Net Statutory Allocation

N3,419,530,566.82

Share of Ecology

N129,398,265.02

Others*

N17,729,731.09

VAT Allocation

N1,989,687,337.39

TOTAL

N5,556,345,900.31



BAYELSA

Net Statutory Allocation

N11,242,396,067.55

Share of Ecology

N95,717,936.95

Others*

N64,613,703.22

VAT Allocation

N1,307,928,136.43

TOTAL

N12,710,655,844.15



BENUÉ

Net Statutory Allocation

N3,176,281,556.22

Share of Ecology

N60,659,619.14

Others*

N16,622,769.02

VAT Allocation

N1,632,016,166.72

TOTAL

N4,885,580,111.10



BORNO

Net Statutory Allocation

N4,271,819,321.92

Share of Ecology

N134,404,329.27

Others*

N18,415,645.80

VAT Allocation

N1,648,280,492.12

TOTAL

N6,072,919,789.11

FEDERATION ACCOUNT ALLOCATION COMMITTEE (FAAC) AUGUST 2021 DISBURSEMENT

Distribution of Revenue Allocation to State Governments by Federation Account Allocation Committee for the Month of July, 2021 Shared in August, 2021



Net Statutory Allocation	Others*	VAT Allocation
N2,250,596,274.37	N14,904,934.61	N1,426,877,337.29
Share of Ecology	TOTAL	
N108,781,834.82	N3,801,160,381.08	



Net Statutory Allocation	Others*	VAT Allocation
N17,922,738,590.77	N113,943,814.25	N1,834,153,588.02
Share of Ecology	TOTAL	
N109,839,299.71	N19,980,675,292.74	



Net Statutory Allocation	Others*	VAT Allocation
N2,977,438,956.62	N13,260,578.11	N1,403,244,451.11
Share of Ecology	TOTAL	
N96,780,700.86	N4,490,724,686.70	



Net Statutory Allocation	Others*	VAT Allocation
N4,764,713,131.49	N22,956,705.27	N1,659,244,292.72
Share of Ecology	TOTAL	
N101,151,343.38	N6,548,065,472.86	

FEDERATION ACCOUNT ALLOCATION COMMITTEE (FAAC) AUGUST 2021 DISBURSEMENT

Distribution of Revenue Allocation to State Governments by Federation Account Allocation Committee for the Month of July, 2021 Shared in August, 2021



EKITI

Net Statutory Allocation

N2,257,845,269.57

Share of Ecology

N96,726,088.07

Others*

N13,253,095.25

VAT Allocation

N1,459,487,376.93

TOTAL

N3,827,311,829.81



ENUGU

Net Statutory Allocation

N3,453,492,079.52

Share of Ecology

N108,791,223.43

Others*

N14,906,221.01

VAT Allocation

N1,542,753,641.24

TOTAL

N5,119,943,165.20



GOMBE

Net Statutory Allocation

N2,763,924,130.34

Share of Ecology

N101,894,928.83

Others*

N13,961,313.06

VAT Allocation

N1,362,390,743.33

TOTAL

N4,242,171,115.56



IMO

Net Statutory Allocation

N4,073,665,232.38

Share of Ecology

N112,474,107.80

Others*

N23,085,492.79

VAT Allocation

N1,587,172,469.50

TOTAL

N5,796,397,302.46

FEDERATION ACCOUNT ALLOCATION COMMITTEE (FAAC) AUGUST 2021 DISBURSEMENT

Distribution of Revenue Allocation to State Governments by Federation Account Allocation Committee for the Month of July, 2021 Shared in August, 2021



JIGAWA

Net Statutory Allocation

N3,997,200,190.14

Share of Ecology

N120,976,336.51

Others*

N16,575,785.73

VAT Allocation

N1,714,893,272.38

TOTAL

N5,849,645,584.76



KADUNA

Net Statutory Allocation

N4,239,991,231.61

Share of Ecology

N141,737,849.03

Others*

N19,420,460.92

VAT Allocation

N2,449,918,623.34

TOTAL

N6,851,068,164.90



KANO

Net Statutory Allocation

N4,541,661,213.30

Share of Ecology

N171,589,445.91

Others*

N23,510,630.02

VAT Allocation

N3,029,290,903.17

TOTAL

N7,766,052,192.40



KATSINA

Net Statutory Allocation

N4,246,416,314.63

Share of Ecology

N132,976,937.15

Others*

N18,220,069.16

VAT Allocation

N1,905,405,473.37

TOTAL

N6,303,018,794.30

FEDERATION ACCOUNT ALLOCATION COMMITTEE (FAAC) AUGUST 2021 DISBURSEMENT

Distribution of Revenue Allocation to State Governments by Federation Account Allocation Committee for the Month of July, 2021 Shared in August, 2021



KEBBI

Net Statutory Allocation

N3,701,282,725.97

Share of Ecology

N57,113,926.22

Others*

N15,651,130.30

VAT Allocation

N1,486,390,029.86

TOTAL

N5,260,437,812.36



KOGI

Net Statutory Allocation

N3,285,025,052.14

Share of Ecology

N59,781,038.61

Others*

N16,382,008.50

VAT Allocation

N1,559,132,705.13

TOTAL

N4,920,320,804.38



KWARA

Net Statutory Allocation

N2,887,351,556.10

Share of Ecology

N48,147,422.89

Others*

N13,194,007.83

VAT Allocation

N1,412,643,896.40

TOTAL

N4,361,336,883.22



LAGOS

Net Statutory Allocation

N5,372,190,721.84

Share of Ecology

N144,918,418.58

Others*

N19,856,252.25

VAT Allocation

N8,873,542,844.44

TOTAL

N14,410,508,237.11

FEDERATION ACCOUNT ALLOCATION COMMITTEE (FAAC) AUGUST 2021 DISBURSEMENT

Distribution of Revenue Allocation to State Governments by Federation Account Allocation Committee for the Month of July, 2021 Shared in August, 2021



NASSARAWA

Net Statutory Allocation

N3,149,540,440.64

Share of Ecology

N99,761,667.15

Others*

N13,669,020.46

VAT Allocation

N1,336,488,755.53

TOTAL

N4,599,459,883.78



NIGER

Net Statutory Allocation

N3,924,879,758.63

Share of Ecology

N64,069,709.83

Others*

N17,557,248.18

VAT Allocation

N1,618,963,918.29

TOTAL

N5,625,470,634.93



OGUN

Net Statutory Allocation

N2,211,021,731.32

Share of Ecology

N100,502,597.23

Others*

N13,770,540.30

VAT Allocation

N1,690,591,028.46

TOTAL

N4,015,885,897.31



ONDO

Net Statutory Allocation

N3,376,560,616.57

Share of Ecology

N100,701,704.13

Others*

N21,959,101.66

VAT Allocation

N1,587,341,799.30

TOTAL

N5,086,563,221.66

FEDERATION ACCOUNT ALLOCATION COMMITTEE (FAAC) AUGUST 2021 DISBURSEMENT

Distribution of Revenue Allocation to State Governments by Federation Account Allocation Committee for the Month of July, 2021 Shared in August, 2021



OSUN

Net Statutory Allocation

N1,756,485,415.34

Share of Ecology

N98,660,184.85

Others*

N13,518,098.93

VAT Allocation

N1,535,844,274.88

TOTAL

N3,404,507,974.00



OYO

Net Statutory Allocation

N3,109,273,541.20

Share of Ecology

N121,332,642.61

Others*

N16,624,605.64

VAT Allocation

N2,785,638,412.03

TOTAL

N6,032,869,201.47



PLATEAU

Net Statutory Allocation

N2,302,378,510.19

Share of Ecology

N56,482,344.33

Others*

N15,478,055.70

VAT Allocation

N1,552,248,135.40

TOTAL

N3,926,587,045.62



RIVERS

Net Statutory Allocation

N12,622,810,320.42

Share of Ecology

N116,665,793.29

Others*

N63,830,932.95

VAT Allocation

N3,665,112,247.27

TOTAL

N16,468,419,293.93

FEDERATION ACCOUNT ALLOCATION COMMITTEE (FAAC) AUGUST 2021 DISBURSEMENT

Distribution of Revenue Allocation to State Governments by
Federation Account Allocation Committee for the Month
of July, 2021 Shared in August, 2021



SOKOTO

**Net Statutory
Allocation**

N3,550,867,852.42

**Share of
Ecology**

N119,221,849.51

Others*

N16,335,391.61

**VAT
Allocation**

N1,587,571,001.83

TOTAL

N5,273,996,095.37



TARABA

**Net Statutory
Allocation**

N2,629,238,416.09

**Share of
Ecology**

N104,204,877.67

Others*

N14,277,814.77

**VAT
Allocation**

N1,362,847,038.48

TOTAL

N4,110,568,147.00



YOBE

**Net Statutory
Allocation**

N3,336,355,993.14

**Share of
Ecology**

N107,421,852.15

Others*

N14,718,594.19

**VAT
Allocation**

N1,393,734,649.55

TOTAL

N4,852,231,089.03



ZAMFARA

**Net Statutory
Allocation**

N2,653,407,292.89

**Share of
Ecology**

N107,650,629.33

Others*

N14,749,940.50

**VAT
Allocation**

N1,502,391,369.30

TOTAL

N4,278,199,232.02



METHODOLOGY

Data is provided by the Office of the Accountant-General of the Federation (OAGF) and verified and validated by the National Bureau of Statistics (NBS)

APPENDIX

Summary of Gross Revenue Allocation by Federation Account Allocation Committee for the Month of July, 2021 Shared in August, 2021				
Beneficiaries	Statutory	Exchange Gain Difference	VAT	Total
	₦	₦	₦	₦
FGN (see Table II)	299,003,448,993.89	1,138,832,949.44	21,083,242,745.08	321,225,524,688.40
State (see Table III)	151,658,545,123.70	577,631,290.98	70,277,475,816.92	222,513,652,231.60
LGCs (see Table IV)	116,922,381,345.37	445,329,513.26	49,194,233,071.84	166,561,943,930.47
13% Derivation Fund	50,120,315,139.92	295,420,483.81	-	50,415,735,623.73
Cost of Collection - NCS	6,983,148,496.56	-	753,836,651.17	7,736,985,147.73
Cost of Collections - FIRS	6,900,708,829.90	-	5,291,537,612.65	12,192,246,442.55
Cost of Collections - DPR	8,215,861,447.73	-	-	8,215,861,447.73
FIRS Refund on Cost of Collection	100,000,000.00	-	-	100,000,000.00
Police Trust Fund	3,017,760,038.13	-	-	3,017,760,038.13
13% Derivation Refund to Oil Producing States	23,920,441,326.36	-	-	23,920,441,326.36
DPR Refund	1,058,893.75	-	-	1,058,893.75
Lagos State 13% Derivation	3,784,242,004.00	-	-	3,784,242,004.00
North East Development Commission	-	-	4,534,030,697.87	4,534,030,697.87
TOTAL	670,627,911,639.31	2,457,214,237.48	151,134,356,595.53	824,219,482,472.33

Distribution of Revenue Allocation to FGN by Federation Account Allocation Committee for the Month of July, 2021 Shared in August, 2021

1	2	3	4=2-3	5	6	7
Beneficiaries	Gross Statutory Allocation	Less Deduction	Net Statutory Allocation	Exchange Gain Difference	VAT	Total Net Amount
	₦	₦	₦	₦	₦	₦
FGN (CRF Account)	275,278,422,099.54	(88,438,755,877.95)	186,839,666,221.59	1,048,469,970.53	19,677,693,228.74	207,565,829,420.86
Share of Derivation & Ecology	5,675,843,754.63	-	5,675,843,754.63	21,617,937.54	-	5,697,461,692.17
Stabilization	2,837,921,877.31	-	2,837,921,877.31	10,808,968.77	-	2,848,730,846.08
Development of Natural Resources	9,535,417,507.78	-	9,535,417,507.78	36,318,135.06	-	9,571,735,642.84
FCT-Abuja	5,675,843,754.63	(49,928,019.00)	5,625,915,735.63	21,617,937.54	1,405,549,516.34	7,053,083,189.51
Total	299,003,448,993.89	(88,488,683,896.95)	210,514,765,096.94	1,138,832,949.43	21,083,242,745.08	232,736,840,791.45

**Details of Distribution of Ecology Revenue Allocation to States by Federation Account Allocation Committee for the month of July, 2021
Shared in August, 2021**

1	2	3	4	5(3+4)
<i>Beneficiaries</i>	<i>No. of LGCs</i>	<i>(Ecology)Gross Statutory Allocation</i>	<i>(Ecology)Exchange Gain Difference</i>	<i>Total Net Amount</i>
		₦	₦	₦
ABIA	17	100,911,969.14	384,349.66	101,296,318.81
ADAMAWA	21	107,352,981.70	408,881.95	107,761,863.65
AKWA IBOM	31	108,350,604.52	412,681.66	108,763,286.18
ANAMBRA	21	107,151,868.53	408,115.96	107,559,984.48
BAUCHI	20	128,907,287.85	490,977.17	129,398,265.02
BAYELSA	8	95,354,753.40	363,183.55	95,717,936.95
BENUE	23	60,429,457.72	230,161.42	60,659,619.14
BORNO	27	133,894,357.54	509,971.73	134,404,329.27
CROSS RIVER	18	108,369,082.78	412,752.04	108,781,834.82
DELTA	25	109,422,535.32	416,764.39	109,839,299.71
EBONYI	13	96,413,484.85	367,216.01	96,780,700.86
EDO	18	100,767,543.80	383,799.58	101,151,343.38
EKITI	16	96,359,079.28	367,008.79	96,726,088.07
ENUGU	17	108,378,435.77	412,787.66	108,791,223.43
GOMBE	11	101,508,307.85	386,620.98	101,894,928.83
IMO	27	112,047,346.13	426,761.66	112,474,107.80
JIGAWA	27	120,517,314.75	459,021.76	120,976,336.51
KADUNA	23	141,200,051.65	537,797.38	141,737,849.03
KANO	44	170,938,382.31	651,063.60	171,589,445.91
KATSINA	34	132,472,381.39	504,555.76	132,976,937.15
KEBBI	21	56,897,218.26	216,707.96	57,113,926.22
KOGI	21	59,554,210.80	226,827.81	59,781,038.61
KWARA	16	47,964,736.63	182,686.26	48,147,422.89
LAGOS	20	144,368,553.13	549,865.45	144,918,418.58
NASSARAWA	13	99,383,140.43	378,526.72	99,761,667.15
NIGER	25	63,826,609.47	243,100.36	64,069,709.83
OGUN	20	100,121,259.19	381,338.04	100,502,597.23
ONDO	18	100,319,610.62	382,093.51	100,701,704.13
OSUN	30	98,285,837.50	374,347.35	98,660,184.85
OYO	33	120,872,268.91	460,373.69	121,332,642.61
PLATEAU	17	56,268,032.79	214,311.54	56,482,344.33
RIVERS	23	116,223,127.07	442,666.22	116,665,793.29
SOKOTO	23	118,769,484.82	452,364.69	119,221,849.51
TARABA	16	103,809,492.03	395,385.64	104,204,877.67
YOBE	17	107,014,260.31	407,591.84	107,421,852.15
ZAMFARA	14	107,242,169.43	408,459.89	107,650,629.33
HYPPADEC		344,940,265.67	1,313,795.35	346,254,061.02
Total States		4,086,607,503.33	15,564,915.03	4,102,172,418.36

Summary of Distribution of Revenue Allocation to Local Government Councils by Federation Account Allocation Committee for the month of July, 2021 Shared in August, 2021

1	2	3	4	5	6	7	8(3 + 4+ 5+ 6+ 7)
Beneficiaries	No. of LGCs	Gross Statutory Allocation	Deduction	Exchange Gain	Total Ecology	Value Added Tax	Total Net Amount
		₦	₦	₦	₦	₦	₦
ABIA	17	2,356,175,457.55	(113,650,837.46)	8,974,111.35	70,954,487.07	870,479,466.86	3,192,932,685.37
ADAMAWA	21	2,971,977,173.43	(140,392,210.98)	11,319,553.47	89,498,901.81	1,036,288,108.22	3,968,691,525.95
AKWA IBOM	31	3,958,498,953.44	(207,245,644.78)	15,076,980.06	119,207,278.01	1,442,412,571.00	5,327,950,137.73
ANAMBRA	21	2,988,038,053.16	(140,392,210.98)	11,380,725.54	89,982,563.36	1,160,631,836.18	4,109,640,967.26
BAUCHI	20	3,392,014,485.81	(133,706,867.60)	12,919,375.59	102,148,015.84	1,279,376,269.28	4,652,751,278.92
BAYELSA	8	1,380,674,054.76	(53,482,747.04)	5,258,658.76	41,577,981.41	470,305,091.29	1,844,333,039.18
BENUE	23	3,691,036,738.35	(432,839,894.78)	14,058,280.16	55,576,425.28	1,182,798,492.11	4,510,630,041.12
BORNO	27	4,007,359,782.35	(180,504,271.26)	15,263,079.33	120,678,685.85	1,316,098,271.70	5,278,895,547.96
CROSS RIVER	18	2,583,418,636.26	(197,438,713.20)	9,839,626.52	77,797,747.88	882,269,818.09	3,355,887,115.54
DELTA	25	3,310,280,463.38	(167,133,584.50)	12,608,070.16	99,686,656.01	1,344,281,365.59	4,599,722,970.64
EBONYI	13	1,911,046,612.58	(168,116,505.07)	7,278,721.56	57,549,760.02	690,706,746.04	2,498,465,335.13
EDO	18	2,532,812,603.60	(120,336,180.84)	9,646,880.19	76,273,784.51	1,008,457,721.95	3,506,854,809.41
EKITI	16	2,011,145,058.06	(106,965,494.08)	7,659,972.71	60,564,150.92	820,396,843.41	2,792,800,531.02
ENUGU	17	2,573,375,260.59	(113,650,837.46)	9,801,373.69	77,495,299.03	919,352,940.42	3,466,374,036.27
GOMBE	11	1,763,278,525.87	(181,505,892.04)	6,715,908.10	53,099,833.02	611,892,365.20	2,253,480,740.15
IMO	27	3,448,895,291.73	(180,504,271.26)	13,136,021.04	103,860,939.38	1,279,142,007.12	4,664,529,988.02
JIGAWA	27	3,623,389,228.44	(180,504,271.26)	13,800,626.90	109,115,695.66	1,355,269,152.99	4,921,070,432.73
KADUNA	23	4,074,844,286.24	(153,762,897.74)	15,520,111.73	122,710,931.94	1,646,972,267.86	5,706,284,700.02
KANO	44	6,487,501,341.19	(806,819,553.76)	24,709,348.04	195,366,320.68	2,701,552,445.53	8,602,309,901.68
KATSINA	34	4,939,045,197.61	(227,301,674.92)	18,811,647.25	148,735,705.35	1,715,321,362.41	6,594,612,237.69
KEBBI	21	3,117,067,672.53	(140,392,210.98)	11,872,168.64	46,934,097.62	1,017,641,776.90	4,053,123,504.71
KOGI	21	3,221,717,760.14	(514,678,208.73)	12,270,755.91	48,509,827.74	1,055,305,586.03	3,823,125,721.10
KWARA	16	2,279,702,773.87	(106,965,494.08)	8,682,845.11	34,325,784.28	796,507,626.35	3,012,253,535.53
LAGOS	20	3,883,464,985.33	(133,706,867.60)	14,791,193.54	116,947,685.37	5,362,753,330.29	9,244,250,326.92
NASSARAWA	13	2,033,887,791.04	(165,385,718.42)	7,746,594.36	61,249,031.56	648,184,556.87	2,585,682,255.41
NIGER	25	3,764,569,412.93	(167,133,584.50)	14,338,348.61	56,683,616.42	1,231,983,953.30	4,900,441,746.76
OGUN	20	2,685,630,207.87	(365,260,768.40)	10,228,926.06	80,875,774.02	1,102,572,033.30	3,514,046,172.85
ONDO	18	2,564,946,726.55	(214,690,434.48)	9,769,271.41	77,241,479.94	978,851,077.49	3,416,118,120.91
OSUN	30	3,474,285,191.22	(364,617,591.90)	13,232,725.12	104,625,537.49	1,333,849,982.30	4,561,375,844.23
OYO	33	4,382,539,689.94	(387,993,494.46)	16,692,050.27	131,976,952.21	2,119,426,300.75	6,262,641,498.70
PLATEAU	17	2,747,265,186.85	(113,650,837.46)	10,463,679.02	41,365,932.99	921,832,138.62	3,607,276,100.02
RIVERS	23	3,405,387,498.97	(153,762,897.74)	12,970,310.22	102,550,734.28	2,231,169,666.69	5,598,315,312.42
SOKOTO	23	3,429,752,283.49	(225,740,974.08)	13,063,109.88	103,284,461.80	1,145,306,490.77	4,465,665,371.87
TARABA	16	2,570,610,810.93	(106,965,494.08)	9,790,844.56	77,412,049.66	769,471,940.50	3,320,320,151.57
YOBE	17	2,584,523,888.78	(113,650,837.46)	9,843,836.16	77,831,031.75	817,358,069.65	3,375,905,988.87
ZAMFARA	14	2,335,290,104.12	(93,594,807.32)	8,894,564.01	70,325,540.04	803,834,287.91	3,124,749,688.77
FCT, ABUJA	6	1,031,425,903.67	(40,112,060.28)	3,928,455.70	31,060,630.78	3,124,179,110.86	4,150,482,040.73
HYPPADEC		-	-	-	283,395,684.33	0.00	283,395,684.33
Total LGCs		113,516,875,092.59	(7,414,556,842.98)	432,358,750.73	3,418,477,015.30	49,194,233,071.84	159,147,387,087.49

CONTACT



National Bureau of Statistics

Head Office

Plot 762 Independence Avenue,
Central Business District, Garki
Abuja.

Sunday J. Ichedi

Information Desk

Head, Communication & Public
Relations Department (C&PRD)
Phone: +2348037051701
sjchedi@nigerianstat.gov.ng

Moses Mathew

Statistical Information Officer

Phone: +2347069071157
matmoses@nigerianstat.gov.ng

Nuhu Joseph Waney II

Chief of Protocol

Phone: +2348037020063
jwnuhu@nigerianstat.gov.ng



@nbs_nigeria



NBSNigeria



nbs_nigeria

