



NATIONAL BUREAU OF STATISTICS

Federation Account Allocation Committee (FAAC)

(April 2022 Disbursement)

Report Date: September 2022

Data Source: National Bureau of Statistics (NBS)

CONTENT

Executive Summary	3
FAAC for Month of March, 2022 Shared in April, 2022	
Summary of Gross Revenue Allocation by FAAC	4
Distribution of Revenue Allocation to FGN by FAAC	5
Distribution of Revenue Allocation to State Governments by FAAC	6
Methodology	15
Appendix	16
Contact	19

EXECUTIVE SUMMARY




The Federation Account Allocation Committee (FAAC) disbursed the sum of N1.15trillion to the three tiers of government in April 2022 from the total revenue generated in March 2022. The amount disbursed comprised N933.30bn from the Statutory Account, and N219.50bn from Valued Added Tax (VAT). The Federal Government received a total of N277.10bn from the N1.15trillion, States and Local Governments received a total of N227.20bn and N167.91bn respectively. The sum of N81.93bn was shared among the oil-producing states from the 13% derivation fund. The Revenue generating agencies comprising Nigeria Customs Service (NCS), Federal Inland Revenue Service (FIRS), and Department of Petroleum Resources (DPR) received N10.78bn, N22.47bn, and N11.06bn respectively as cost of revenue collections. Further breakdown of revenue allocation distribution to the Federal Government of Nigeria (FGN) revealed that a total net amount of N149.70bn was disbursed to the FGN consolidated revenue account; N4.68bn was received as a share of derivation and ecology; N2.34bn as stabilization fund; N7.86bn for the development of natural resources; and N6.65bn to the Federal Capital Territory (FCT) Abuja.


FEDERATION ACCOUNT ALLOCATION COMMITTEE (FAAC)

APRIL 2022 DISBURSEMENT

Summary of Gross Revenue Allocation by Federation Account Allocation Committee for the Month of March, 2022 Shared in April, 2022



 FGN N277.10 bn	Statutory Allocation N246.44 bn	Others* -	VAT N30.66 bn
 STATE N227.20 bn	Statutory Allocation N124.10 bn	Others* -	VAT N102.20 bn
 LGCs N167.91 bn	Statutory Allocation N96.37 bn	Others* -	VAT N71.54 bn
13% Derivation Fund N81.93 bn	13% Derivation Refund to Oil Producing States N25.77 bn	FIRS Refund N4.00 bn	
Cost of Collection - NCS N10.78 bn	13% Refunds on Subsidy, Priority Projects N18.16 bn	Refund of FIRS Cost of Collection N0.10 bn	
Cost of Collection - FIRS N22.47 bn	North East Development Commission N6.32 bn	Transfer to Non-Oil Excess Account as Savings N300.00 bn	
Cost of Collections - DPR N11.06 bn			







N1,152.81 bn
TOTAL

FEDERATION ACCOUNT ALLOCATION COMMITTEE (FAAC)

APRIL 2022 DISBURSEMENT

Distribution of Revenue Allocation to FGN by Federation Account Allocation Committee for the Month of March, 2022 Shared in April, 2022



BENEFICIARIES	STATUTORY ALLOCATION	OTHERS*	VAT	TOTAL
 FGN (CRF Account)	N121,087,978,163.61	-	N28,616,340,197.50	N149,704,318,361.11
 Share of Derivation & Ecology	N4,678,135,380.74	-	-	N4,678,135,380.74
 Stabilization	N2,339,067,690.37	-	-	N2,339,067,690.37
 Development of Natural Resources	N7,859,267,439.65	-	-	N7,859,267,439.65
 FCT-Abuja	N4,608,772,744.74	-	N2,044,024,299.82	N6,652,797,044.56
TOTAL				N171,233,585,916.43

FEDERATION ACCOUNT ALLOCATION COMMITTEE (FAAC) MARCH 2022 DISBURSEMENT

Distribution of Revenue Allocation to State Governments by Federation Account Allocation Committee for the Month of March, 2022 Shared in April, 2022



ABIA

Net Statutory Allocation

N2,873,373,739.41

Share of Ecology

N41,586,755.52

Others*

-

VAT Allocation

N2,213,974,838.00

TOTAL

N5,128,935,332.92



ADAMAWA

Net Statutory Allocation

N2,480,045,763.20

Share of Ecology

N88,482,312.70

Others*

-

VAT Allocation

N2,183,212,931.49

TOTAL

N4,751,741,007.38



AKWA IBOM

Net Statutory Allocation

N18,282,999,132.35

Share of Ecology

N44,652,285.94

Others*

-

VAT Allocation

N2,624,175,188.93

TOTAL

N20,951,826,607.22



ANAMBRA

Net Statutory Allocation

N2,679,371,597.04

Share of Ecology

N88,316,551.50

Others*

-

VAT Allocation

N2,442,043,932.79

TOTAL

N5,209,732,081.34

FEDERATION ACCOUNT ALLOCATION COMMITTEE (FAAC) MARCH 2022 DISBURSEMENT

Distribution of Revenue Allocation to State Governments by Federation Account Allocation Committee for the Month of March, 2022 Shared in April, 2022



BAUCHI

Net Statutory Allocation

N2,548,338,164.42

Share of Ecology

N106,247,770.41

Others*

-

VAT Allocation

N2,599,023,027.58

TOTAL

N5,253,608,962.41



BAYELSA

Net Statutory Allocation

N18,445,767,302.35

Share of Ecology

N39,296,575.53

Others*

-

VAT Allocation

N2,044,363,415.83

TOTAL

N20,529,427,293.71



BENUE

Net Statutory Allocation

N2,399,352,778.96

Share of Ecology

N49,807,076.52

Others*

-

VAT Allocation

N2,407,812,238.97

TOTAL

N4,856,972,094.46



BORNO

Net Statutory Allocation

N3,254,290,613.15

Share of Ecology

N110,358,205.47

Others*

-

VAT Allocation

N2,470,443,079.81





TOTAL

N5,835,091,898.43

FEDERATION ACCOUNT ALLOCATION COMMITTEE (FAAC) MARCH 2022 DISBURSEMENT

Distribution of Revenue Allocation to State Governments by Federation Account Allocation Committee for the Month of March, 2022 Shared in April, 2022



 CROSS RIVER	Net Statutory Allocation N997,327,722.33	Others* -	VAT Allocation N2,073,720,628.15
	Share of Ecology N44,659,901.00	TOTAL N3,115,708,251.49	
 DELTA	Net Statutory Allocation N25,892,737,144.86	Others* -	VAT Allocation N2,568,986,897.91
	Share of Ecology N45,094,038.53	TOTAL N28,506,818,081.30	
 EBONYI	Net Statutory Allocation N2,265,593,711.59	Others* -	VAT Allocation N2,068,089,492.36
	Share of Ecology N79,465,777.10	TOTAL N4,413,148,981.05	
 EDO	Net Statutory Allocation N4,962,356,945.11	Others* -	VAT Allocation N2,355,353,056.56
	Share of Ecology N41,527,236.50	TOTAL N7,359,237,238.18	

FEDERATION ACCOUNT ALLOCATION COMMITTEE (FAAC) MARCH 2022 DISBURSEMENT

Distribution of Revenue Allocation to State Governments by Federation Account Allocation Committee for the Month of March, 2022 Shared in April, 2022



EKITI

Net Statutory Allocation

N1,509,445,381.26

Share of Ecology

N79,420,935.02

Others*

-

VAT Allocation

N2,002,821,527.25

TOTAL

N3,591,687,843.53



ENUGU

Net Statutory Allocation

N2,635,084,241.29

Share of Ecology

N89,327,510.90

Others*

-

VAT Allocation

N2,316,859,696.16

TOTAL

N5,041,271,448.35



GOMBE

Net Statutory Allocation

N2,105,475,452.20

Share of Ecology

N83,665,024.43

Others*

-

VAT Allocation

N1,972,456,753.78

TOTAL

N4,161,597,230.41



IMO

Net Statutory Allocation

N3,190,836,632.47

Share of Ecology

N46,175,747.34

Others*

-

VAT Allocation

N2,320,682,858.28

TOTAL

N5,557,695,238.09

FEDERATION ACCOUNT ALLOCATION COMMITTEE (FAAC)

MARCH 2022 DISBURSEMENT

Distribution of Revenue Allocation to State Governments by Federation Account Allocation Committee for the Month of March, 2022 Shared in April, 2022



JIGAWA

Net Statutory Allocation

N3,121,228,780.42

Share of Ecology

N99,332,599.43

Others*

-

VAT Allocation

N2,493,213,027.50

TOTAL

N5,713,774,407.36



KADUNA

Net Statutory Allocation

N2,567,734,778.49

Share of Ecology

N116,379,693.65

Others*

-

VAT Allocation

N2,882,356,893.27

TOTAL

N5,566,471,365.42



KANO

Net Statutory Allocation

N3,575,879,759.96

Share of Ecology

N140,890,575.70

Others*

-

VAT Allocation

N4,071,753,526.21

TOTAL

N7,788,523,861.87



KATSINA

Net Statutory Allocation

N2,444,293,462.54

Share of Ecology

N109,186,186.43

Others*

-

VAT Allocation

N2,767,839,368.74

TOTAL

N5,321,319,017.70

FEDERATION ACCOUNT ALLOCATION COMMITTEE (FAAC) MARCH 2022 DISBURSEMENT

Distribution of Revenue Allocation to State Governments by Federation Account Allocation Committee for the Month of March, 2022 Shared in April, 2022



KEBBI

Net Statutory Allocation

N2,870,054,951.81

Share of Ecology

N46,895,739.44

Others*

-

VAT Allocation

N2,177,802,354.98

TOTAL

N5,094,753,046.23



KOGI

Net Statutory Allocation

N2,531,899,618.81

Share of Ecology

N49,085,681.82

Others*

-

VAT Allocation

N2,205,144,985.16

TOTAL

N4,786,130,285.79



KWARA

Net Statutory Allocation

N1,550,092,178.74

Share of Ecology

N39,533,422.90

Others*

-

VAT Allocation

N2,114,126,090.58

TOTAL

N3,703,751,692.23



LAGOS

Net Statutory Allocation

N1,351,725,179.60

Share of Ecology

N118,991,231.17

Others*

-

VAT Allocation

N13,774,828,454.41

TOTAL

N15,245,544,865.18

FEDERATION ACCOUNT ALLOCATION COMMITTEE (FAAC) MARCH 2022 DISBURSEMENT

Distribution of Revenue Allocation to State Governments by Federation Account Allocation Committee for the Month of March, 2022 Shared in April, 2022




NASARAWA

Net Statutory Allocation

N2,424,498,183.98

Share of Ecology

N81,913,422.14

Others*

-

VAT Allocation

N1,909,713,020.55

TOTAL

N4,416,124,626.67



NIGER

Net Statutory Allocation

N2,935,828,461.15

Share of Ecology

N52,607,071.81

Others*

-

VAT Allocation

N2,480,521,247.38

TOTAL

N5,468,956,780.35



OGUN

Net Statutory Allocation

N1,212,044,944.67

Share of Ecology

N82,521,793.28

Others*

-

VAT Allocation

N2,359,969,971.28

TOTAL

N3,654,536,709.22



ONDO

Net Statutory Allocation

N3,690,712,659.36

Share of Ecology

N41,342,639.09

Others*

-

VAT Allocation

N2,236,316,326.23

TOTAL

N5,968,371,624.68

FEDERATION ACCOUNT ALLOCATION COMMITTEE (FAAC) MARCH 2022 DISBURSEMENT

Distribution of Revenue Allocation to State Governments by Federation Account Allocation Committee for the Month of March, 2022 Shared in April, 2022



OSUN

Net Statutory Allocation

N1,049,611,645.49

Share of Ecology

N81,009,004.78

Others*

-

VAT Allocation

N2,220,613,570.04

TOTAL

N3,351,234,220.31



OYO

Net Statutory Allocation

N1,816,534,631.75

Share of Ecology

N99,625,159.22

Others*

-

VAT Allocation

N4,006,136,013.48

TOTAL

N5,922,295,804.45



PLATEAU

Net Statutory Allocation

N1,477,177,427.11

Share of Ecology

N46,377,153.13

Others*

-

VAT Allocation

N2,261,519,229.59

TOTAL

N3,785,073,809.83



RIVERS

Net Statutory Allocation

N18,620,288,770.96

Share of Ecology

N47,896,625.27

Others*

-

VAT Allocation

N6,134,574,337.27

TOTAL

N24,802,759,733.49

FEDERATION ACCOUNT ALLOCATION COMMITTEE (FAAC)

MARCH 2022 DISBURSEMENT

Distribution of Revenue Allocation to State Governments by Federation Account Allocation Committee for the Month of March, 2022 Shared in April, 2022



SOKOTO

Net Statutory Allocation

N2,296,142,560.41

Share of Ecology

N97,892,005.68

Others*

-

VAT Allocation

N2,324,793,371.17

TOTAL

N4,718,827,937.26



TARABA

Net Statutory Allocation

N1,964,651,914.33

Share of Ecology

N85,561,702.98

Others*

-

VAT Allocation

N1,965,490,729.84

TOTAL

N4,015,704,347.16



YOBE

Net Statutory Allocation

N2,200,215,475.21

Share of Ecology

N88,203,132.26

Others*

-

VAT Allocation

N1,984,410,825.79

TOTAL

N4,272,829,433.27



ZAMFARA

Net Statutory Allocation

N2,341,270,702.29

Share of Ecology

N88,390,979.18

Others*

-

VAT Allocation

N2,166,072,083.73

TOTAL

N4,595,733,765.20



METHODOLOGY

Data is provided by the Office of the Accountant-General of the Federation (OAGF) and verified and validated by the National Bureau of Statistics (NBS)

APPENDIX

Summary of Gross Revenue Allocation by Federation Account Allocation Committee for the Month of March, 2022 Shared in April, 2022

Beneficiaries	Statutory	VAT	Total
	₦	₦	₦
FGN (see Table II)	246,444,171,857.44	30,660,364,497.32	277,104,536,354.76
State (see Table III)	124,999,777,373.40	102,201,214,991.07	227,200,992,364.47
LGCs (see Table IV)	96,369,588,843.27	71,540,850,493.75	167,910,439,337.02
13% Derivation Fund	81,927,718,234.17	-	81,927,718,234.17
Cost of Collection - NCS	9,893,564,691.96	885,120,842.79	10,778,685,534.75
Cost of Collections - FIRS	14,573,727,136.28	7,895,052,266.41	22,468,779,402.69
Cost of Collections - DPR	11,062,679,686.45	-	11,062,679,686.45
FIRS Refund on Cost of Collection	100,000,000.00	-	100,000,000.00
FIRS Refund	4,000,000,000.00	-	4,000,000,000.00
13% Derivation Refund to Oil Producing States	25,769,699,717.55	-	25,769,699,717.55
13% Refunds on Subsidy, Priority Projects	18,163,078,852.38	-	18,163,078,852.38
North East Development Commission	-	6,321,724,638.62	6,321,724,638.62
Transfer to Non-Oil Excess Account as Savings	300,000,000,000.00	-	300,000,000,000.00
TOTAL	933,304,006,392.90	219,504,327,729.96	1,152,808,334,122.86

Distribution of Revenue Allocation to FGN by Federation Account Allocation Committee for the Month of March, 2022 Shared in April, 2022

1	2	3	4=2-3	5	6=4+5
Beneficiaries	Gross Statutory Allocation	Less Deduction	Net Statutory Allocation	VAT	Total
	₦	₦	₦	₦	₦
FGN (CRF)					
Share of Derivation & Ecol-	4,678,135,380.74	-	4,678,135,380.74	-	4,678,135,380.74
Stabilization	2,339,067,690.37	-	2,339,067,690.37	-	2,339,067,690.37
Development of Natural Re-	7,859,267,439.65	-	7,859,267,439.65	-	7,859,267,439.65
FCT-Abuja	4,678,135,380.74	69,362,636.00	4,608,772,744.74	2,044,024,299.82	6,652,797,044.56
Total	246,444,171,857.44	105,870,950,438.33	140,573,221,419.11	30,660,364,497.32	171,233,585,916.43

Distribution of Revenue Allocation to State Governments by Federation Account Allocation Committee for the month of March, 2022 shared in April, 2022

		₦	₦	₦	₦
1	ABIA	2,873,373,739.41	41,586,755.52	2,213,974,838.00	5,128,935,332.92
2	ADAMAWA	2,480,045,763.20	88,482,312.70	2,183,212,931.49	4,751,741,007.38
3	AKWA IBOM	18,282,999,132.35	44,652,285.94	2,624,175,188.93	20,951,826,607.22
4	ANAMBRA	2,679,371,597.04	88,316,551.50	2,442,043,932.79	5,209,732,081.34
5	BAUCHI	2,548,338,164.42	106,247,770.41	2,599,023,027.58	5,253,608,962.41
6	BAYELSA	18,445,767,302.35	39,296,575.53	2,044,363,415.83	20,529,427,293.71
7	BENUE	2,399,352,778.96	49,807,076.52	2,407,812,238.97	4,856,972,094.46
8	BORNO	3,254,290,613.15	110,358,205.47	2,470,443,079.81	5,835,091,898.43
9	CROSS RIVER	997,327,722.33	44,659,901.00	2,073,720,628.15	3,115,708,251.49
10	DELTA	25,892,737,144.86	45,094,038.53	2,568,986,897.91	28,506,818,081.30
11	EBONYI	2,265,593,711.59	79,465,777.10	2,068,089,492.36	4,413,148,981.05
12	EDO	4,962,356,945.11	41,527,236.50	2,355,353,056.56	7,359,237,238.18
13	EKITI	1,509,445,381.26	79,420,935.02	2,002,821,527.25	3,591,687,843.53
14	ENUGU	2,635,084,241.29	89,327,510.90	2,316,859,696.16	5,041,271,448.35
15	GOMBE	2,105,475,452.20	83,665,024.43	1,972,456,753.78	4,161,597,230.41
16	IMO	3,190,836,632.47	46,175,747.34	2,320,682,858.28	5,557,695,238.09
17	JIGAWA	3,121,228,780.42	99,332,599.43	2,493,213,027.50	5,713,774,407.36
18	KADUNA	2,567,734,778.49	116,379,693.65	2,882,356,893.27	5,566,471,365.42
19	KANO	3,575,879,759.96	140,890,575.70	4,071,753,526.21	7,788,523,861.87
20	KATSINA	2,444,293,462.54	109,186,186.43	2,767,839,368.74	5,321,319,017.70
21	KEBBI	2,870,054,951.81	46,895,739.44	2,177,802,354.98	5,094,753,046.23
22	KOGI	2,531,899,618.81	49,085,681.82	2,205,144,985.16	4,786,130,285.79
23	KWARA	1,550,092,178.74	39,533,422.90	2,114,126,090.58	3,703,751,692.23
24	LAGOS	1,351,725,179.60	118,991,231.17	13,774,828,454.41	15,245,544,865.18
25	NASSARAWA	2,424,498,183.98	81,913,422.14	1,909,713,020.55	4,416,124,626.67
26	NIGER	2,935,828,461.15	52,607,071.81	2,480,521,247.38	5,468,956,780.35
27	OGUN	1,212,044,944.67	82,521,793.28	2,359,969,971.28	3,654,536,709.22
28	ONDO	3,690,712,659.36	41,342,639.09	2,236,316,326.23	5,968,371,624.68
29	OSUN	1,049,611,645.49	81,009,004.78	2,220,613,570.04	3,351,234,220.31
30	OYO	1,816,534,631.75	99,625,159.22	4,006,136,013.48	5,922,295,804.45
31	PLATEAU	1,477,177,427.11	46,377,153.13	2,261,519,229.59	3,785,073,809.83
32	RIVERS	18,620,288,770.96	47,896,625.27	6,134,574,337.27	24,802,759,733.49
33	SOKOTO	2,296,142,560.41	97,892,005.68	2,324,793,371.17	4,718,827,937.26
34	TARABA	1,964,651,914.33	85,561,702.98	1,965,490,729.84	4,015,704,347.16
35	YOBE	2,200,215,475.21	88,203,132.26	1,984,410,825.79	4,272,829,433.27
36	ZAMFARA	2,341,270,702.29	88,390,979.18	2,166,072,083.73	4,595,733,765.20
	Total (States)	158,564,282,409.09	2,691,719,523.78	101,201,214,991.07	262,457,216,923.95

CONTACT



National Bureau of Statistics

Head Office

Plot 762 Independence Avenue,
Central Business District, Garki
Abuja.

Sunday J. Ichedi

Information Desk

Head, Communication & Public
Relations Department (C&PRD)
Phone: +2348037051701
sjchedi@nigerianstat.gov.ng

Moses Mathew

Statistical Information Officer

Phone: +2347069071157
matmoses@nigerianstat.gov.ng

Nuhu Joseph Waney II

Chief of Protocol

Phone: +2348037020063
jwnuhu@nigerianstat.gov.ng



@nbs_nigeria



NBSNigeria



nbs_nigeria

