



NATIONAL BUREAU OF STATISTICS

Federation Account Allocation Committee (FAAC)

(OCTOBER 2020 Disbursement)



Report Date: December 2020

Data Source: National Bureau of Statistics / Office of The Accountant General of The Federation

CONTENTS

Executive Summary	1
Federation Account Allocation Committee (FAAC) October 2020 Disbursement	
Summary of Gross Revenue Allocation by FAAC for the Month of September, 2020 Shared in October, 2020	2
Distribution of Revenue Allocation to FGN by Federation Account Allocation Committee for the Month of September, 2020 Shared in October, 2020	4
Distribution of Revenue Allocation to State and Local Governments by FAAC for the month of September, 2020 Shared in October, 2020	
Abia	6
Adamawa	8
Akwa -ibom	9
Anambra	14
Bauchi	17
Bayelsa	20
Benue	22
Borno	25
Cross River	28
Delta	30
Ebonyi	33
Edo	35
Ekiti	37
Enugu	39
Gombe	41
Imo	43
Jigawa	46
Kaduna	49
Kano	52
Katsina	55
Kebbi	59
Kogi	62
Kwara	65
Lagos	67
Nasarawa	70
Niger	72
Ogun	75
Ondo	78
Osun	80
Oyo	83
Plateau	86
Rivers	88
Sokoto	91
Taraba	94
Yobe	96
Zamfara	98
SUKO DERIVATION	100
Appendix	101
Methodology	115
Acknowledgements and Contacts	118

EXECUTIVE SUMMARY

The Federation Account Allocation Committee (FAAC) disbursed the sum of N639.90bn to the three tiers of government in October 2020 from the revenue generated in September 2020.

The amount disbursed comprised of N341.50bn from the Statutory Account, N72bn from Distribution of FGN Intervention Fund, Distribution of N45bn from Non-Oil Revenue, N39.54bn from FOREX Equalisation Account and N141.86bn from Valued Added Tax (VAT).

Federal Government received a total of N255.75bn from the N639.90bn. States received a total of N185.65bn and Local Governments received N138.44bn. The sum of N36.19bn was shared among the oil producing states as 13% derivation fund.

Revenue generating agencies such as Nigeria Customs Service (NCS), Federal Inland Revenue Service (FIRS), and Department of Petroleum Resources (DPR) received N6.50bn, N8.54bn, and N2.77bn respectively as cost of revenue collections.

Further breakdown of revenue allocation distribution to the Federal Government of Nigeria (FGN) revealed that the sum of N180.75bn was disbursed to the FGN consolidated revenue account; N4.48bn shared as share of derivation and ecology; N2.24bn as stabilization fund; N7.52bn for the development of natural resources; and N5.74bn to the Federal Capital Territory (FCT) Abuja.

FEDERATION ACCOUNT ALLOCATION COMMITTEE (FAAC) OCTOBER 2020 DISBURSEMENT

Summary of Gross Revenue Allocation by FAAC
for the month of September, 2020 Shared in October, 2020



Summary of Gross Revenue Allocation by FAAC for the month of September, 2020 Shared in October, 2020

BENEFICIARIES

FGN	
Statutory	N161,130,206,366.56
Dist. N72bn Being FGN Inter. Fund	N32,998,752,000.00
Dist. N39.542bn from FOREX	N18,122,749,394.76
Dist. N45bn from Non-Oil Rev.	N23,706,000,000.00
VAT	N19,789,261,288.23
Total	N255,746,969,049.55

State	
Statutory	N81,727,393,965.73
Dist. N72bn Being FGN Inter. Fund	N16,737,408,000.00
Dist. N39.542bn from FOREX	N9,192,100,680.11
Dist. N45bn from Non-Oil Rev.	N12,024,000,000.00
VAT	N65,964,204,294.12
Total	N185,645,106,939.95

LGCs	
Statutory	N63,008,395,048.43
Dist. N72bn Being FGN Inter. Fund	N12,903,840,000.00
Dist. N39.542bn from FOREX	N7,086,724,326.73
Dist. N45bn from Non-Oil Rev.	N9,270,000,000.00
VAT	N46,174,943,005.88
Total	N138,443,902,381.03

13% Derivation Fund	
Statutory	N21,687,908,452.23
Dist. N72bn Being FGN Inter. Fund	N9,360,000,000.00
Dist. N39.542bn from FOREX	N5,140,465,140.47
Dist. N45bn from Non-Oil Rev.	----
VAT	----
Total	N36,188,373,592.70








Cost of Collection - NCS	
Statutory	N5,839,163,177.64
Dist. N72bn Being FGN Inter. Fund	----
Dist. N39.542bn from FOREX	----
Dist. N45bn from Non-Oil Rev.	----
VAT	N659,866,944.33
Total	N6,499,030,121.97








Cost of Collections - FIRS	
Statutory	N3,526,222,857.61
Dist. N72bn Being FGN Inter. Fund	----
Dist. N39.542bn from FOREX	----
Dist. N45bn from Non-Oil Rev.	----
VAT	N5,014,473,210.00
Total	N8,540,696,067.61








FEDERATION ACCOUNT ALLOCATION COMMITTEE (FAAC) OCTOBER 2020 DISBURSEMENT








Summary of Gross Revenue Allocation by FAAC
for the month of September, 2020 Shared in October, 2020

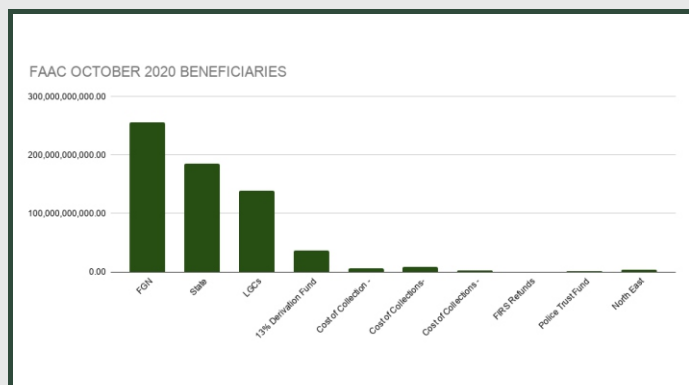








 Cost of Collections - DPR	Statutory		N2,774,301,962.05
	Dist. N72bn Being FGN Inter. Fund		-----
	Dist. N39.542bn from FOREX		-----
	Dist. N45bn from Non-Oil Rev.		-----
	VAT		-----
	Total		N2,774,301,962.05

 FIRS Refunds	Statutory		N100,000,000.00
	Dist. N72bn Being FGN Inter. Fund		-----
	Dist. N39.542bn from FOREX		-----
	Dist. N45bn from Non-Oil Rev.		-----
	VAT		-----
	Total		N100,000,000.00

 Police Trust Fund	Statutory		N1,707,505,486.58
	Dist. N72bn Being FGN Inter. Fund		-----
	Dist. N39.542bn from FOREX		-----
	Dist. N45bn from Non-Oil Rev.		-----
	VAT		-----
	Total		N1,707,505,486.58

 North East Dev. Comm.	Statutory		-----
	Dist. N72bn Being FGN Inter. Fund		-----
	Dist. N39.542bn from FOREX		-----
	Dist. N45bn from Non-Oil Rev.		-----
	VAT		N4,255,755,115.75
	Total		N4,255,755,115.75



TOTAL(ALL BENEFICIARIES)		
STATUTORY		N341,501,097,316.82
DIST. OF N72BN BEING FGN INTER. FUND		N72,000,000,000.00
DIST. OF N39.542BN FROM FOREX		N39,542,039,542.06
DIST. OF N45BN FROM NON-OIL REV.		N45,000,000,000.00
VAT		N141,858,503,858.31
TOTAL		N 639,901,640,717.19

FEDERATION ACCOUNT ALLOCATION COMMITTEE (FAAC) OCTOBER 2020 DISBURSEMENT

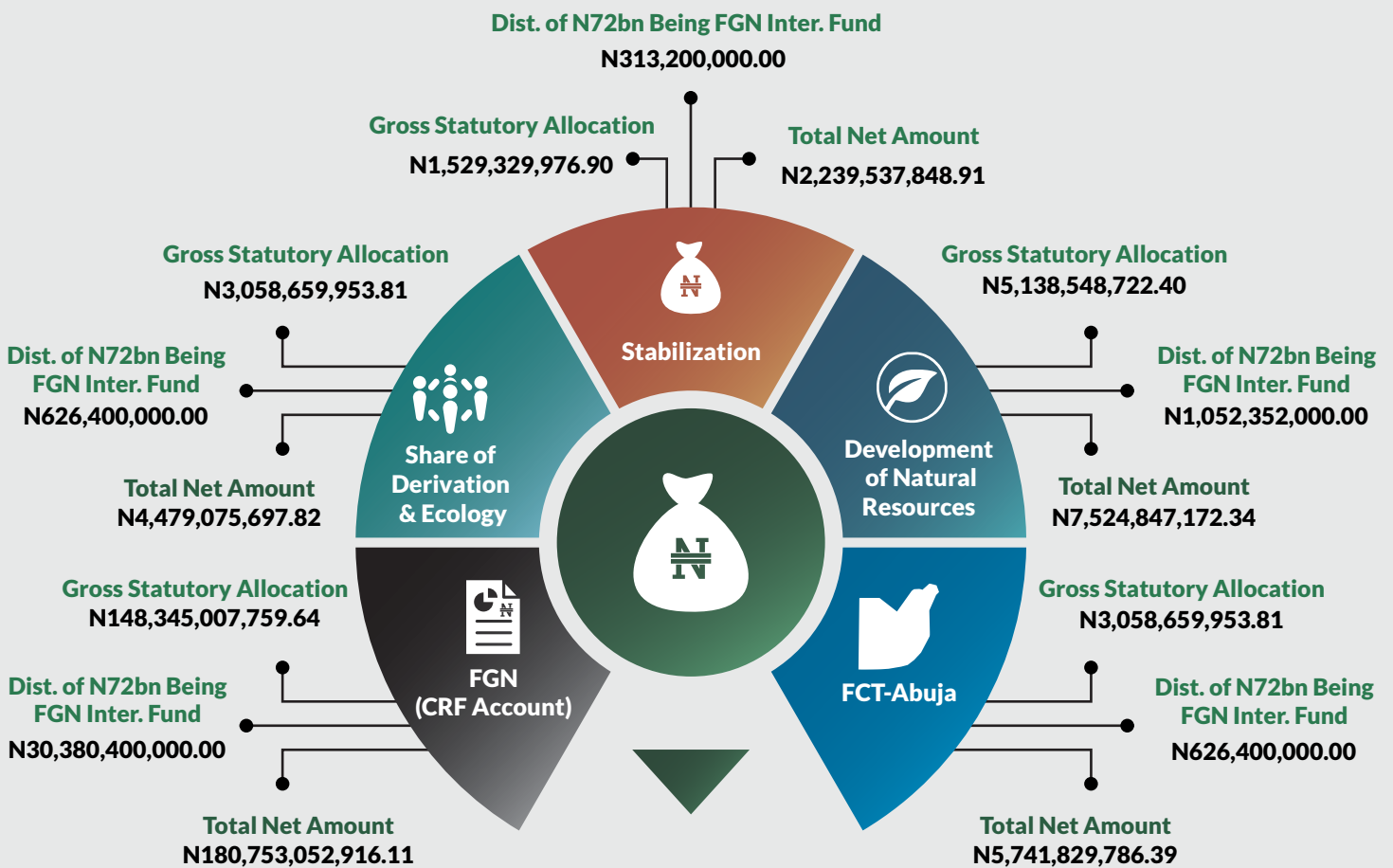
Summary of Gross Revenue Allocation by FAAC
for the month of September, 2020 Shared in October, 2020



Distribution of Revenue Allocation to FGN by Federation Account Allocation Committee for the
Month of September, 2020 Shared in October, 2020

FG

BENEFICIARIES



SUB-TOTAL	Gross Statutory Allocation	Dist. of N72Billion Being FGN Inter. Fund	Total Net Amount
	N161,130,206,366.56	N32,998,752,000.00	N200,738,343,421.58
Distribution of N39.542Billion from FOREX =N18,122,749,394.76			
Distribution of N45Billion from Non-Oil Revenue =N23,706,000,000.00			

FEDERATION ACCOUNT ALLOCATION COMMITTEE (FAAC) OCTOBER 2020 DISBURSEMENT

F.C.T ABUJA



Local Government Councils

Total Allocation

ABAJI	▶		N349,628,993.36
ABUJA MUNICIPAL	▶		N572,296,178.61
BWARI	▶		N 409,028,568.73
GWAGWALADA	▶		N382,108,992.26
KUJE	▶		N370,143,943.23
KWALI	▶		N372,272,375.91

Distribution of Revenue Allocation to FGN by Federation Account Allocation Committee for the Month of September, 2020 Shared in October, 2020

FCT Abuja

Gross Statutory Allocation	◀ ▶	N572,500,703.07	Dist. of N72bn Being FGN Inter. Fund	◀ ▶	N117,245,606.19
Deduction	◀ ▶	N(39,762,500.46)	Dist. of N39.542bn from FOREX	◀ ▶	N64,390,699.94
Value Added Tax	◀ ▶	N1,656,876,377.98	Dist. of N45bn from Non-Oil Rev.	◀ ▶	N84,228,165.36



Total Allocation
N2,455,479,052.09

FEDERATION ACCOUNT ALLOCATION COMMITTEE (FAAC) OCTOBER 2020 DISBURSEMENT

Distribution of Revenue Allocation to State Governments and Local Governments by FAAC for the month of September, 2020 Shared in October, 2020



ABIA STATE

No. of LGCs **17**

BENEFICIARIES

Gross Statutory Allocation ₦2,018,121,938.84	13% Share of Derivation (Net) ₦271,289,326.09	Gross Total ₦2,289,411,264.93
--	---	---

DEDUCTIONS

External Debt ₦83,360,132.79	Contractual Obligation (ISPO) ₦0.00	Other Deductions (see Note) ₦390,280,209.28
--	---	---

Net Statutory Allocation ₦1,815,770,922.86		Gross VAT Allocation ₦1,331,880,910.94
Dist. of N72Bn Being FGN Inter. Fund =N540,228,969.15		Deductions -----
Dist. of N39.542Bn from FOREX =N296,691,045.28		
Dist. of N45 Bn from Non-Oil Rev. =N296,912,663.12		Net VAT Allocation ₦1,331,880,910.94
Total Gross Amount ₦4,755,124,853.42	Total Net Amount ₦4,281,484,511.35	

LGAs

Gross Statutory Allocation	₦1,307,812,903.69
Deduction	₦(112,660,417.97)
Value Added Tax	₦794,128,550.53

Dist. of N72Bn Being FGN Inter. Fund =N267,834,285.36
Dist. of N39.542Bn from FOREX =N147,093,248.64
Dist. of N45 Bn from Non-Oil Rev. =N192,409,687.76

Total Allocation
₦2,596,618,258.00



Total Allocation


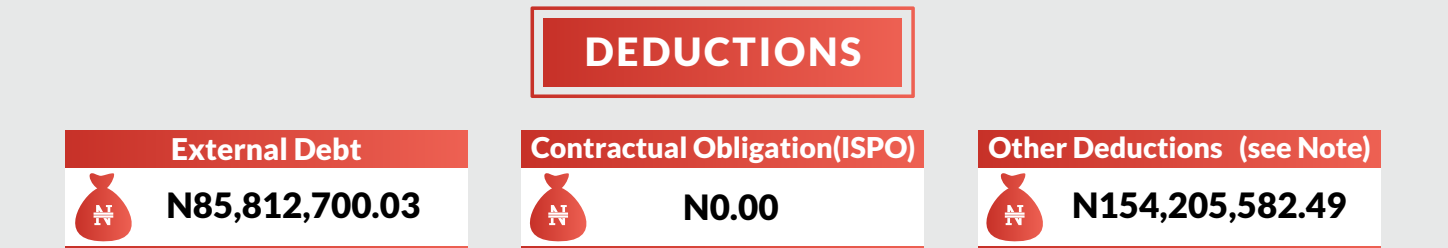
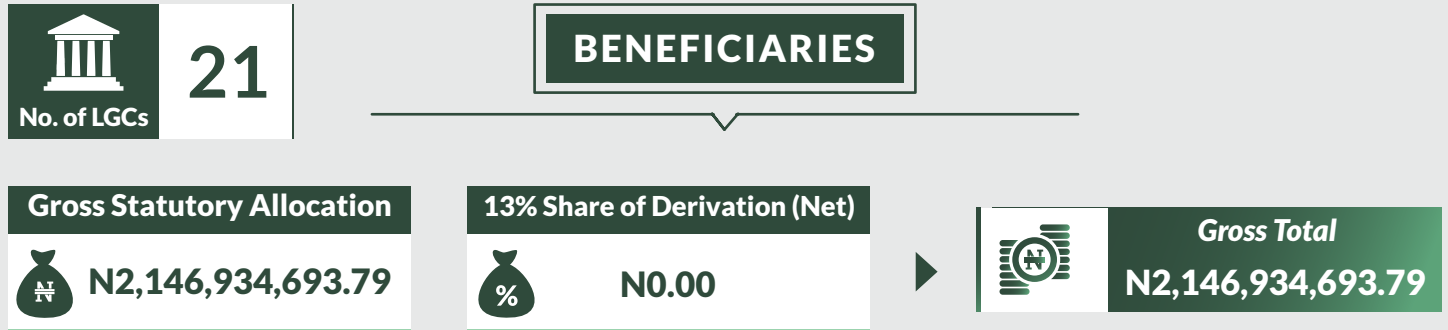
ABA NORTH	▶		N132,340,576.35
ABA SOUTH	▶		N229,226,443.45
AROCHUKWU	▶		N155,607,825.05
BENDE	▶		N159,951,505.76
IKWUANO	▶		N144,057,117.75
ISIALA NGWA NORTH	▶		N149,112,123.77
ISIALA NGWA SOUTH	▶		N143,954,819.93
ISUIKWUATO	▶		N139,274,780.37
NNEOCHI	▶		N152,401,797.34
OBIOMA NGWA	▶		N155,800,847.08
OHAFIA	▶		N172,797,527.24
OSISIOMA	▶		N165,627,424.34
UGWUNAGBO	▶		N123,630,803.98
UKWA EAST	▶		N116,214,899.32
UKWA WEST	▶		N122,737,436.99
UMUAHIA NORTH	▶		N180,161,231.58
UMUAHIA SOUTH	▶		N153,721,097.68

FEDERATION ACCOUNT ALLOCATION COMMITTEE (FAAC) OCTOBER 2020 DISBURSEMENT


Distribution of Revenue Allocation to State Governments and Local Governments by FAAC for the month of September, 2020 Shared in October, 2020



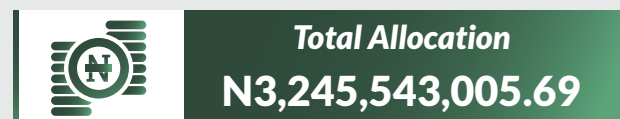
ADAMAWA STATE



LGAs



Dist. of N72Bn Being FGN Inter. Fund =N337,834,510.49
 Dist. of N39.542Bn from FOREX =N185,537,021.84
 Dist. of N45 Bn from Non-Oil Rev. =N242,697,205.81





Total Allocation

DEMSA	▶		N161,817,126.72
FUFORE	▶		N190,955,600.47
GANYE	▶		N165,020,954.19
GIREI	▶		N146,186,528.00
GOMBI	▶		N146,675,101.37
GUYUK	▶		N157,217,936.11
HONG	▶		N166,626,831.77
JADA	▶		N172,336,569.65
YOLA-NORTH	▶		N158,171,117.56
LAMURDE	▶		N137,790,852.34
MADAGALI	▶		N141,625,920.36
MAIHA	▶		N137,118,220.92
MAYO-BELWA	▶		N157,461,649.32
MICHIKA	▶		N154,079,258.16
MUBI NORTH	▶		N148,438,441.93
MUBI SOUTH	▶		N138,801,763.40
NUMAN	▶		N129,983,404.59
SHELLENG	▶		N148,565,351.93



Total Allocation


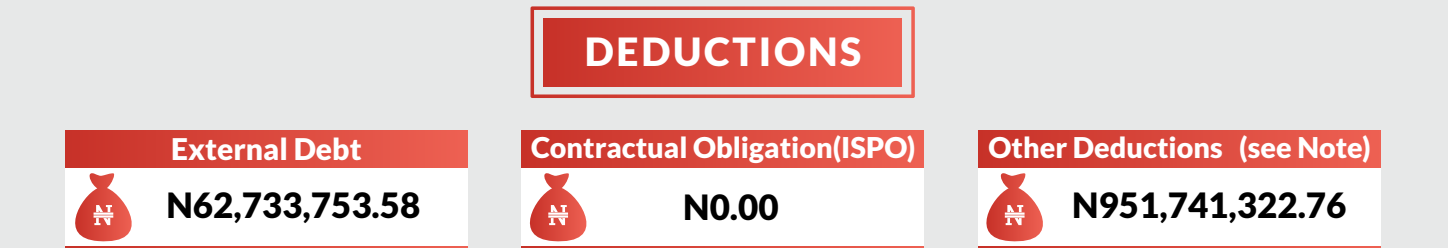
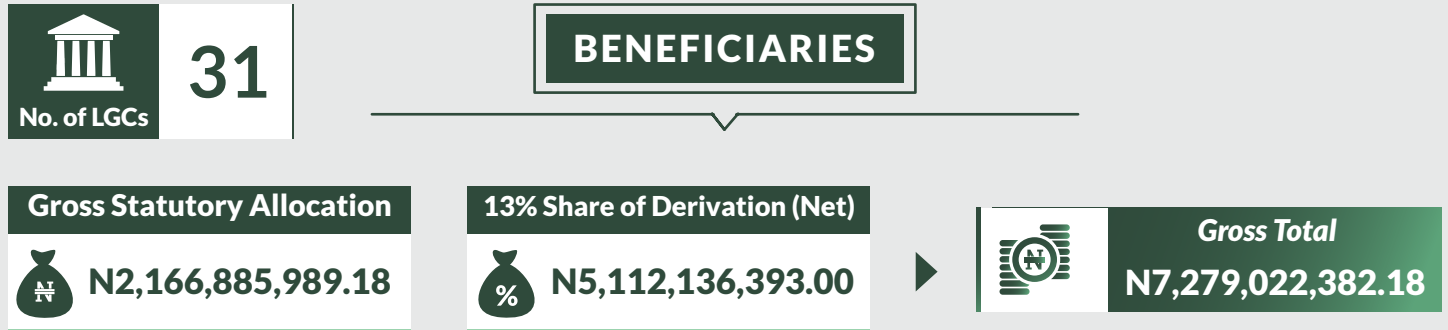
SONG	▶		N181,141,678.01
TOUNGO	▶		N147,531,142.29
YOLA-SOUTH	▶		N157,997,556.58

FEDERATION ACCOUNT ALLOCATION COMMITTEE (FAAC) OCTOBER 2020 DISBURSEMENT


Distribution of Revenue Allocation to State Governments and Local Governments by FAAC for the month of September, 2020 Shared in October, 2020



AKWA IBOM STATE



LGAs



Dist. of N72Bn Being FGN Inter. Fund =N449,975,715.89
 Dist. of N39.542Bn from FOREX =N247,124,410.43
 Dist. of N45 Bn from Non-Oil Rev. =N323,258,416.59





Total Allocation

ABAK	▶		N147,127,398.72
EASTERN OBOLO	▶		N115,326,809.94
EKET	▶		N153,823,761.51
EKPE ATAI	▶		N117,757,078.03
ESSIEN UDIM	▶		N159,226,857.78
ETIM EKPO	▶		N135,646,663.67
ETINAN	▶		N155,580,999.82
IBENO	▶		N123,415,976.84
IBESIKPO ASUTAN	▶		N144,326,440.77
IBIONO IBOM	▶		N158,937,730.16
IKA	▶		N120,568,480.38
IKONO	▶		N142,784,655.68
IKOT ABASI	▶		N142,826,313.06
IKOT EKPENE	▶		N147,243,836.15
INI	▶		N133,454,461.48
ITU	▶		N138,312,019.42
MBO	▶		N129,245,338.52
MKPAT ENIN	▶		N159,648,464.13



Total Allocation


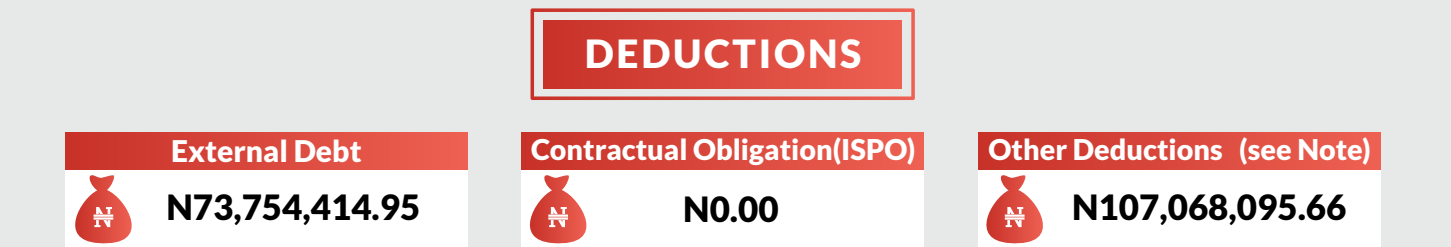
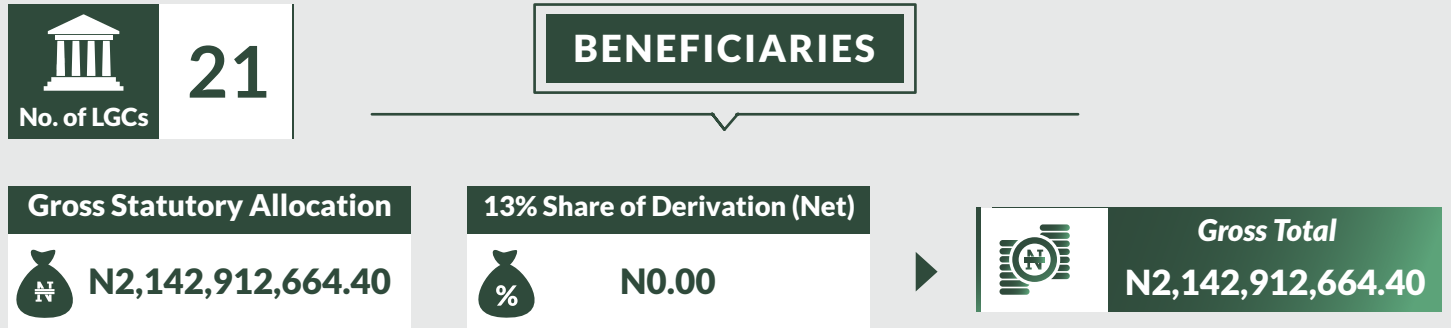
NSIT IBOM	▶		N133,193,873.20
NSIT UBIUM	▶		N140,284,169.41
OBAT AKARA	▶		N146,437,250.03
OKOBO	▶		N126,887,682.38
ONNA	▶		N132,902,294.58
ORON	▶		N131,702,151.08
ORUK ANAM	▶		N157,830,055.00
UDUNG UKO	▶		N116,171,801.79
UKANAFUN	▶		N143,254,522.24
UQUO	▶		N117,234,348.94
URUAN	▶		N149,154,494.52
URUE OFFONG/ORUK	▶		N124,870,875.25
UYO	▶		N196,591,297.62

FEDERATION ACCOUNT ALLOCATION COMMITTEE (FAAC) OCTOBER 2020 DISBURSEMENT


Distribution of Revenue Allocation to State Governments and Local Governments by FAAC for the month of September, 2020 Shared in October, 2020



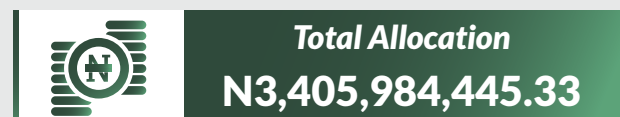
ANAMBRA STATE



LGAs



Dist. of N72Bn Being FGN Inter. Fund =N339,660,204.00
Dist. of N39.542Bn from FOREX =N186,539,683.58
Dist. of N45 Bn from Non-Oil Rev. =N244,008,767.24





Total Allocation

AGUATA	▶		N223,409,409.10
ANAMBRA EAST	▶		N147,192,547.14
ANAMBRA WEST	▶		N151,607,263.91
ANIOCHA	▶		N185,827,453.67
AWKA NORTH	▶		N137,305,983.31
AWKA SOUTH	▶		N159,892,655.57
AYAMELUM	▶		N148,486,654.00
DUNUKOFIA	▶		N131,127,069.65
EKWUSIGWO	▶		N147,736,874.27
IDEMILI NORTH	▶		N235,969,568.23
IDEMILI SOUTH	▶		N163,105,101.74
IHALA	▶		N198,215,186.92
NJIKOKA	▶		N145,475,300.63
NNEWI NORTH	▶		N145,493,275.63
NNEWI SOUTH	▶		N173,660,476.53
OGBARU	▶		N166,993,197.17
ONISHA NORTH	▶		N138,217,496.40
ONISHA SOUTH	▶		N142,960,322.11



Total Allocation


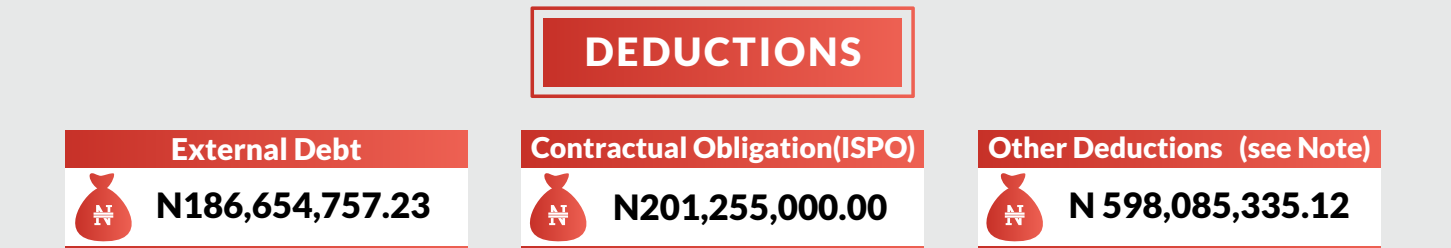
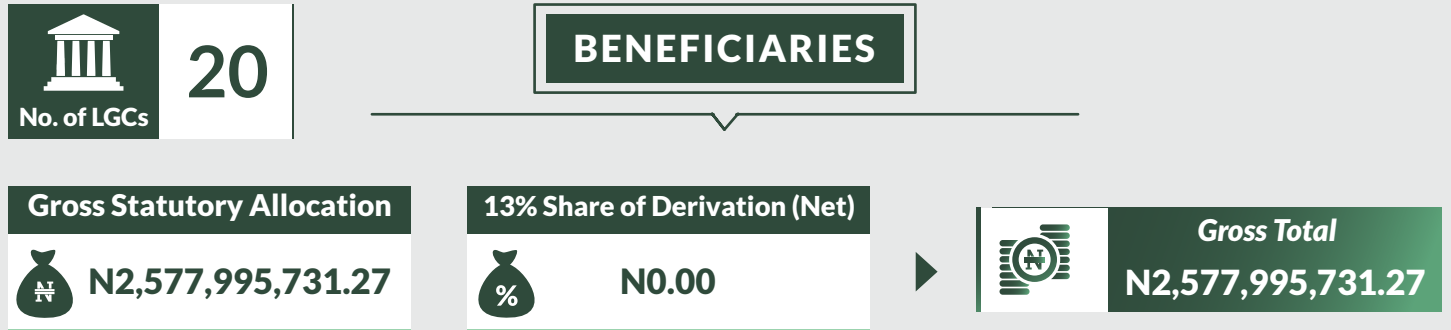
ORUMBA NORTH	▶		N154,697,597.71
ORUMBA SOUTH	▶		N157,488,487.20
OYI	▶		N151,122,524.43

FEDERATION ACCOUNT ALLOCATION COMMITTEE (FAAC) OCTOBER 2020 DISBURSEMENT


Distribution of Revenue Allocation to State Governments and Local Governments by FAAC for the month of September, 2020 Shared in October, 2020



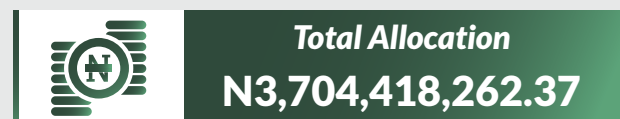
BAUCHI STATE



LGAs



Dist. of N72Bn Being FGN Inter. Fund =N385,581,546.06
 Dist. of N39.542Bn from FOREX =N211,759,454.74
 Dist. of N45 Bn from Non-Oil Rev. =N276,998,237.11





Total Allocation

ALKALERI	▶		N238,512,707.31
BAUCHI	▶		N292,469,286.47
BOGORO	▶		N128,585,737.23
DAMBAN	▶		N152,621,431.96
DARAZO	▶		N193,013,542.14
DASS	▶		N128,457,781.67
GAMAWA	▶		N204,568,040.30
GANJUWA	▶		N202,451,382.98
GIADE	▶		N147,730,833.36
I/GADAU	▶		N170,623,677.42
JAMA'ARE	▶		N131,591,477.94
KATAGUM	▶		N201,635,684.94
KIRFI	▶		N160,682,097.73
MISAU	▶		N192,556,266.68
NINGI	▶		N244,798,528.10
SHIRA	▶		N184,054,480.95
TAFAWA BALEWA	▶		N180,424,263.26
TORO	▶		N247,889,838.99



Total Allocation

WARJI	▶		N140,826,586.33
ZAKI	▶		N160,924,616.64

FEDERATION ACCOUNT ALLOCATION COMMITTEE (FAAC) OCTOBER 2020 DISBURSEMENT

Distribution of Revenue Allocation to State Governments and Local Governments by FAAC for the month of September, 2020 Shared in October, 2020



BAYELSA STATE

No. of LGCs **8**

BENEFICIARIES

Gross Statutory Allocation ₦1,906,984,091.63	13% Share of Derivation (Net) ₦3,804,369,146.55	Gross Total ₦5,711,353,238.18
--	---	---

DEDUCTIONS

External Debt ₦47,710,918.87	Contractual Obligation (ISPO) ₦0.00	Other Deductions (see Note) ₦1,904,790,497.90
--	---	---

Net Statutory Allocation ₦3,758,851,821.41		Gross VAT Allocation ₦1,189,947,503.41
Dist. of N72Bn Being FGN Inter. Fund =N1,924,640,487.90		Deductions ----- -----
Dist. of N39.542Bn from FOREX =N1,057,002,920.50		
Dist. of N45 Bn from Non-Oil Rev. =N280,561,701.59		
Total Gross Amount ₦10,163,505,851.58	Total Net Amount ₦8,211,004,434.81	Net VAT Allocation ₦1,189,947,503.41

LGAs









Gross Statutory Allocation		₦766,353,515.32
Deduction		₦(53,016,667.28)
Value Added Tax		₦425,468,336.57

Dist. of N72Bn Being FGN Inter. Fund =N156,945,802.82
Dist. of N39.542Bn from FOREX =N86,193,849.18
Dist. of N45 Bn from Non-Oil Rev. =N112,748,421.56

Total Allocation
₦1,494,693,258.17




Total Allocation

BRASS	▶		N177,345,340.75
EKERMOR	▶		N205,543,616.12
KOLOKUMA/OPOKUMA	▶		N135,163,872.37
NEMBE	▶		N164,249,812.90
OGBIA	▶		N175,503,811.08
SAGBAMA	▶		N173,991,248.54
SOUTHERN IJAW	▶		N236,679,408.91
YENAGOA	▶		N226,216,147.50

FEDERATION ACCOUNT ALLOCATION COMMITTEE (FAAC) OCTOBER 2020 DISBURSEMENT

Distribution of Revenue Allocation to State Governments and Local Governments by FAAC for the month of September, 2020 Shared in October, 2020



BENUE STATE

23
No. of LGCs

BENEFICIARIES

Gross Statutory Allocation ₦ 2,417,037,650.11	13% Share of Derivation (Net) ₦0.00	Gross Total ₦ 2,417,037,650.11
---	---	--

DEDUCTIONS

External Debt ₦34,289,463.48	Contractual Obligation (ISPO) ₦103,855,987.23	Other Deductions (see Note) ₦666,354,312.05
--	---	---

Net Statutory Allocation ₦1,612,537,887.35		Gross VAT Allocation ₦1,530,233,561.86
Dist. of N72Bn Being FGN Inter. Fund =N494,998,596.41		Deductions -----
Dist. of N39.542Bn from FOREX =N271,850,751.01		
Dist. of N45 Bn from Non-Oil Rev. =N355,602,439.95		
Total Gross Amount ₦ 5,069,722,999.34	Total Net Amount ₦4,265,223,236.58	Net VAT Allocation ₦1,530,233,561.86

LGAs

Gross Statutory Allocation	₦ 2,048,737,694.36
Deduction	₦(152,422,918.43)
Value Added Tax	₦1,110,504,796.68

Dist. of N72Bn Being FGN Inter. Fund =N419,572,398.09
Dist. of N39.542Bn from FOREX =N230,427,060.50
Dist. of N45 Bn from Non-Oil Rev. =N301,416,952.65

Total Allocation
₦3,958,235,983.84



Total Allocation

ADO	▶		N173,286,822.23
AGATU	▶		N151,476,795.28
APA	▶		N145,925,682.65
BURUKU	▶		N177,442,464.06
GBOKO	▶		N232,648,975.07
GUMA	▶		N184,317,119.94
GWER EAST	▶		N174,258,586.99
GWER WEST	▶		N151,225,504.25
KATSINA ALA	▶		N191,818,830.71
KONSHISHA	▶		N184,041,561.61
KWANDE	▶		N206,351,003.38
LOGO	▶		N161,749,570.18
MAKURDI	▶		N198,903,761.57
OBI	▶		N141,113,390.12
OGBADIBO	▶		N149,515,347.06
OHIMINI	▶		N133,897,530.56
OJU	▶		N171,082,682.30
OKPOKWU	▶		N163,494,176.00



Total Allocation

OTUKPO	▶		N192,880,055.98
TARKA	▶		N130,813,209.98
UKUM	▶		N180,943,044.05
USHONGO	▶		N174,540,095.61
VANDEIKYA	▶		N186,509,774.25

FEDERATION ACCOUNT ALLOCATION COMMITTEE (FAAC) OCTOBER 2020 DISBURSEMENT

Distribution of Revenue Allocation to State Governments and Local Governments by FAAC for the month of September, 2020 Shared in October, 2020



BORNO STATE


 **27**
No. of LGCs

BENEFICIARIES




Gross Statutory Allocation N2,677,731,320.95	13% Share of Derivation (Net) N0.00	Gross Total N2,677,731,320.95
--	---	---

DEDUCTIONS

External Debt N27,350,093.03	Contractual Obligation (ISPO) N0.00	Other Deductions (see Note) N51,945,345.34
--	---	--

Net Statutory Allocation N2,598,435,882.58		Gross VAT Allocation N1,537,034,709.12
Dist. of N72Bn Being FGN Inter. Fund =N548,387,504.58		Deductions -----
Dist. of N39.542Bn from FOREX =N301,171,672.09		
Dist. of N45 Bn from Non-Oil Rev. =N393,956,540.65		Net VAT Allocation N1,537,034,709.12
Total Gross Amount N5,458,281,747.39	Total Net Amount N5,378,986,309.02	

LGAs

Gross Statutory Allocation		N2,224,315,178.35
Deduction		N(178,931,252.07)
Value Added Tax		N1,232,972,541.83

Dist. of N72Bn Being FGN Inter. Fund =N455,529,888.50
Dist. of N39.542Bn from FOREX =N250,174,734.22
Dist. of N45 Bn from Non-Oil Rev. =N327,248,483.12

 **Total Allocation**
N4,311,309,573.95












Total Allocation

ABADAN	▶		N151,506,440.77
ASKIRA UBA	▶		N151,367,616.62
BAMA	▶		N210,308,722.58
BAYO	▶		N123,669,385.09
BIU	▶		N168,625,452.46
CHIBOK	▶		N122,127,213.12
DAMBOA	▶		N200,563,791.25
DIKWA	▶		N136,099,123.33
GUBIO	▶		N159,839,500.11
GUZAMALA	▶		N136,336,656.40
GWOZA	▶		N199,639,355.08
HAWUL	▶		N140,879,477.56
JERE	▶		N166,042,969.18
KAGA	▶		N139,970,259.64
KALA BALGE	▶		N128,529,557.14
KONDUGA	▶		N183,925,554.86
KUKAWA	▶		N193,031,852.77
KWAYA KUSAR	▶		N112,396,378.91



Total Allocation

MAFA	▶		N145,860,393.44
MAGUMERI	▶		N169,995,565.33
MAIDUGURI METRO	▶		N268,085,058.80
MARTE	▶		N156,929,734.93
MOBBAR	▶		N147,396,718.68
MONGUNO	▶		N144,045,382.02
NGALA	▶		N172,346,047.54
NGANZAI	▶		N142,409,022.74
SHANI	▶		N139,382,343.58

FEDERATION ACCOUNT ALLOCATION COMMITTEE (FAAC) OCTOBER 2020 DISBURSEMENT

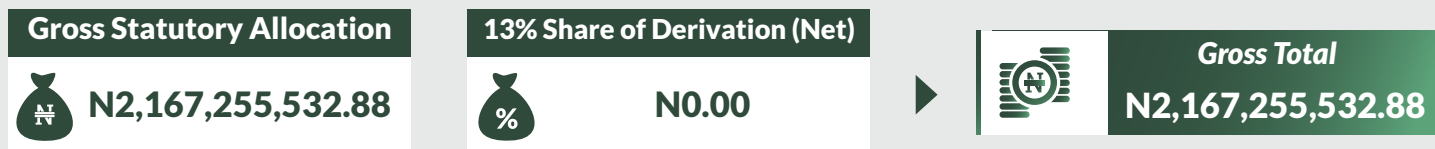
Distribution of Revenue Allocation to State Governments and Local Governments by FAAC for the month of September, 2020 Shared in October, 2020




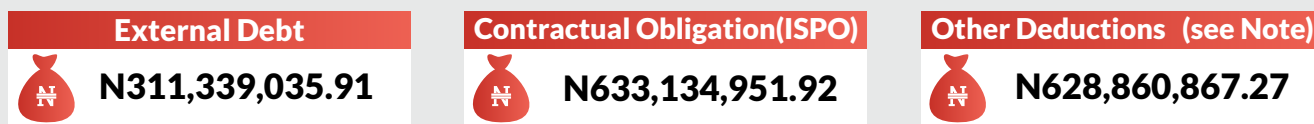
CROSS RIVER STATE

18
No. of LGCs


BENEFICIARIES



DEDUCTIONS



LGAs



Dist. of N72Bn Being FGN Inter. Fund =N293,665,771.79
Dist. of N39.542Bn from FOREX =N161,279,771.67
Dist. of N45 Bn from Non-Oil Rev. =N210,966,790.08





Total Allocation


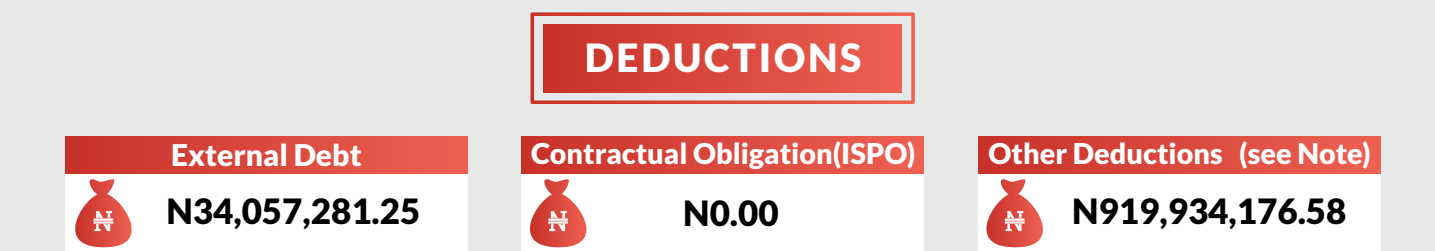
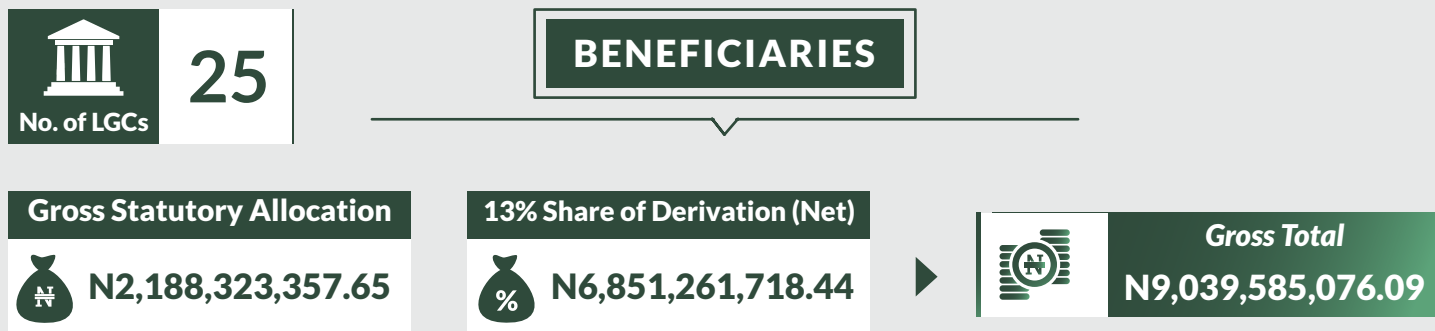
ABI	▶		N149,738,123.33
AKAMKPA	▶		N179,088,352.97
AKPABUYO	▶		N184,990,827.45
BAKASSI	▶		N113,619,635.61
BEKWARA	▶		N137,772,352.77
BIASE	▶		N159,636,849.62
BOKI	▶		N178,780,328.94
CALABAR MUNICIPAL	▶		N149,694,713.90
CALABAR SOUTH	▶		N158,040,762.89
ETUNG	▶		N121,966,288.96
IKOM	▶		N163,047,831.76
OBANLIKU	▶		N140,995,268.89
OBUBRA	▶		N158,016,236.31
OBUDU	▶		N150,546,526.17
ODUKPANI	▶		N168,662,688.16
OGAJA	▶		N159,049,037.77
YAKURR	▶		N161,945,300.14
YALA	▶		N175,588,123.94

FEDERATION ACCOUNT ALLOCATION COMMITTEE (FAAC) OCTOBER 2020 DISBURSEMENT


Distribution of Revenue Allocation to State Governments and Local Governments by FAAC for the month of September, 2020 Shared in October, 2020



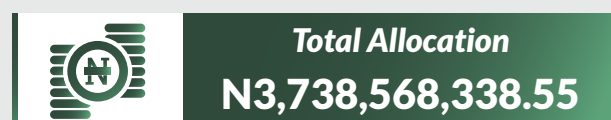
DELTA STATE



LGAs





















Dist. of N72Bn Being FGN Inter. Fund =N376,290,568.43
Dist. of N39.542Bn from FOREX =N206,656,896.33
Dist. of N45 Bn from Non-Oil Rev. =N270,323,684.21





Total Allocation

ANIOCHA NORTH	▶		N127,850,653.13
ANIOCHA SOUTH	▶		N139,660,781.77
BOMADI	▶		N119,796,347.69
BURUTU	▶		N169,363,065.06
ETHIOPE EAST	▶		N157,402,830.73
ETHIOPE WEST	▶		N160,402,182.40
IKA NORTH EAST	▶		N165,324,146.96
IKA SOUTH	▶		N156,014,769.40
ISOKO NORTH	▶		N147,441,876.97
ISOKO SOUTH	▶		N168,418,130.01
NDOKWA EAST	▶		N136,899,499.71
NDOKWA WEST	▶		N144,633,262.82
OKPE	▶		N133,971,680.63
OSHIMILI NORTH	▶		N130,546,802.98
OSHIMILI SOUTH	▶		N141,893,398.08
PATANI	▶		N116,129,733.00
SAPELE	▶		N148,176,220.27
UDU	▶		N150,773,990.23

*Total Allocation*


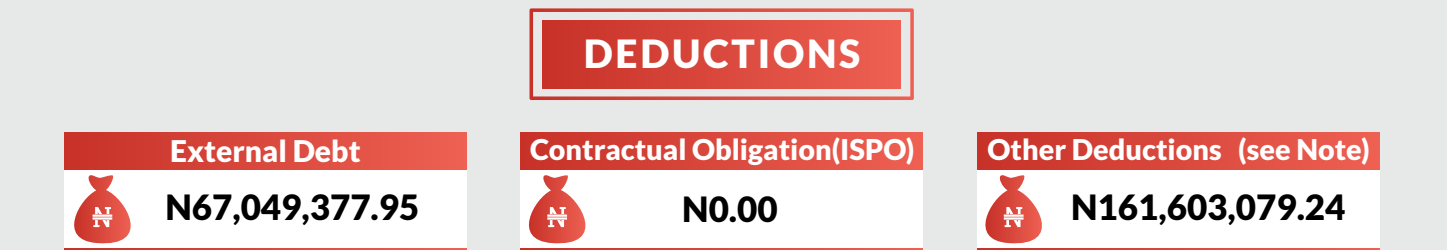
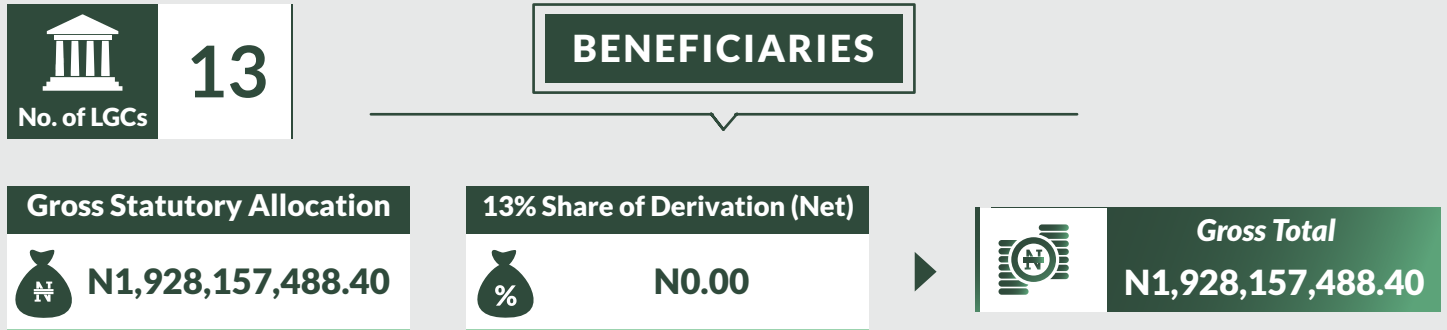
UGHELLI NORTH	▶		N202,287,177.88
UGHELLI SOUTH	▶		N161,633,311.65
UKWUANI	▶		N128,656,799.61
UVWIE	▶		N151,624,011.65
WARRI SOUTH	▶		N188,668,715.75
WARRI NORTH	▶		N148,689,199.72
WARRI SOUTH-WEST	▶		N142,309,750.44

FEDERATION ACCOUNT ALLOCATION COMMITTEE (FAAC) OCTOBER 2020 DISBURSEMENT


Distribution of Revenue Allocation to State Governments and Local Governments by FAAC for the month of September, 2020 Shared in October, 2020



EBONYI STATE



LGAs
















Dist. of N72Bn Being FGN Inter. Fund =N217,235,011.99
Dist. of N39.542Bn from FOREX =N119,304,381.03
Dist. of N45 Bn from Non-Oil Rev. =N156,059,635.05





Total Allocation

ABAKALIKI	▶		N161,586,580.86
AFIKPO NORTH	▶		N154,841,663.22
AFIKPO SOUTH	▶		N155,845,174.15
EBONYI	▶		N148,844,090.87
EZZA NORTH	▶		N150,351,672.15
EZZA SOUTH	▶		N153,372,282.59
IKWO	▶		N180,311,257.64
ISHIELU	▶		N159,057,609.58
IVO	▶		N145,024,541.41
IZZI	▶		N197,061,839.24
OHAOZARA	▶		N155,909,501.89
OHAUKWU	▶		N172,331,379.13
ONICHA	▶		N188,228,311.03

FEDERATION ACCOUNT ALLOCATION COMMITTEE (FAAC) OCTOBER 2020 DISBURSEMENT

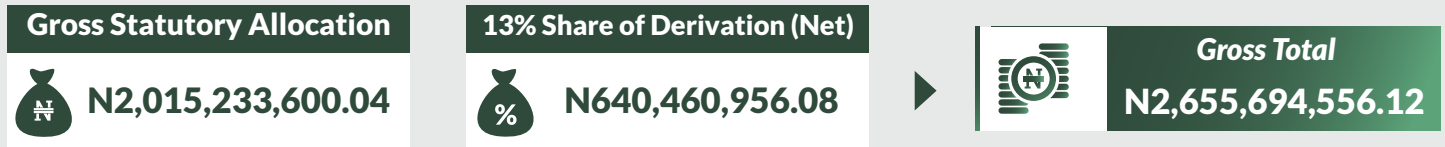
Distribution of Revenue Allocation to State Governments and Local Governments by FAAC for the month of September, 2020 Shared in October, 2020




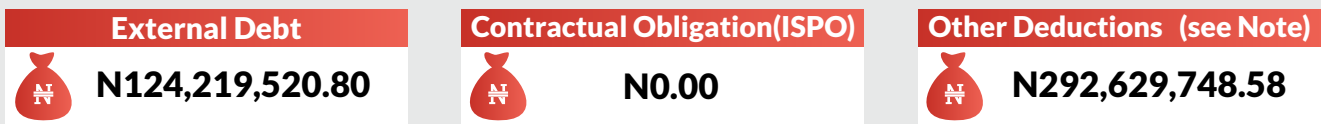
EDO STATE

 **18**
No. of LGCs


BENEFICIARIES



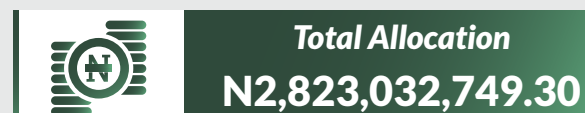
DEDUCTIONS



LGAs




















Dist. of N72Bn Being FGN Inter. Fund =N287,913,216.08
Dist. of N39.542Bn from FOREX =N158,120,496.87
Dist. of N45 Bn from Non-Oil Rev. =N206,834,206.95





Total Allocation


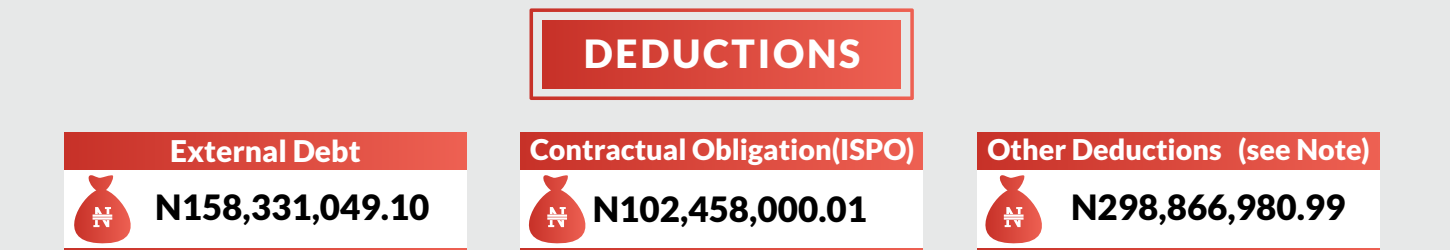
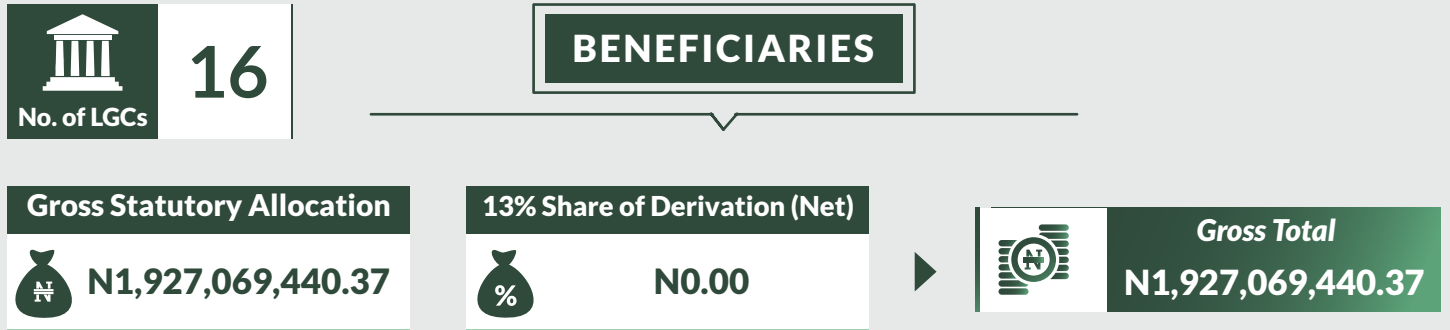
AKOKO EDO	▶		N193,625,909.47
EGOR	▶		N194,147,239.75
ESAN CENTRAL	▶		N125,012,058.13
ESAN NORTH EAST	▶		N129,053,557.73
ESAN SOUTH EAST	▶		N152,090,555.87
ESAN WEST	▶		N131,333,239.58
ETSAKO CENTRAL	▶		N128,325,463.51
ETSAKO EAST	▶		N148,494,013.01
ETSAKO WEST	▶		N164,597,798.63
IGUEBEN	▶		N119,176,114.34
IKPOBA OKHA	▶		N211,663,422.55
OREDO	▶		N216,395,051.52
ORHIONWON	▶		N163,986,008.35
OVIA NORTH EAST	▶		N155,517,467.20
OVIA SOUTH WEST	▶		N164,248,321.58
OWAN EAST	▶		N150,649,163.20
OWAN WEST	▶		N125,114,850.97
UHUNMWODE	▶		N149,602,513.90

FEDERATION ACCOUNT ALLOCATION COMMITTEE (FAAC) OCTOBER 2020 DISBURSEMENT


Distribution of Revenue Allocation to State Governments and Local Governments by FAAC for the month of September, 2020 Shared in October, 2020



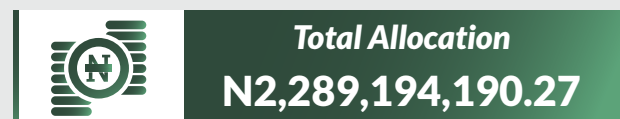
EKITI STATE



LGAs



Dist. of N72Bn Being FGN Inter. Fund =N228,613,534.55
 Dist. of N39.542Bn from FOREX =N125,553,408.65
 Dist. of N45 Bn from Non-Oil Rev. =N164,233,861.03





Total Allocation


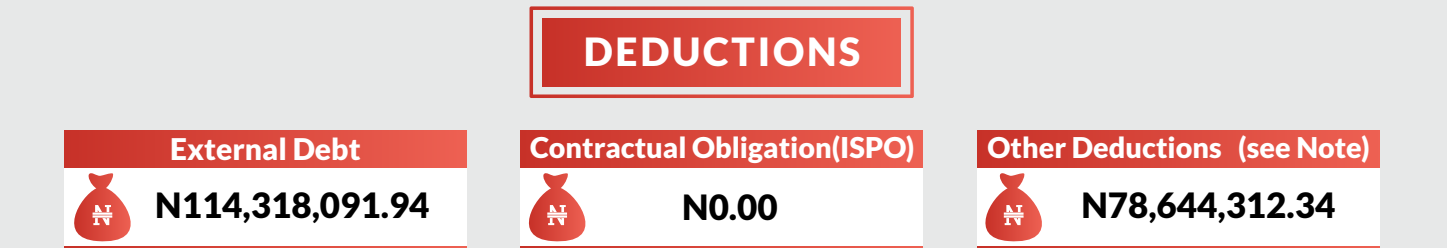
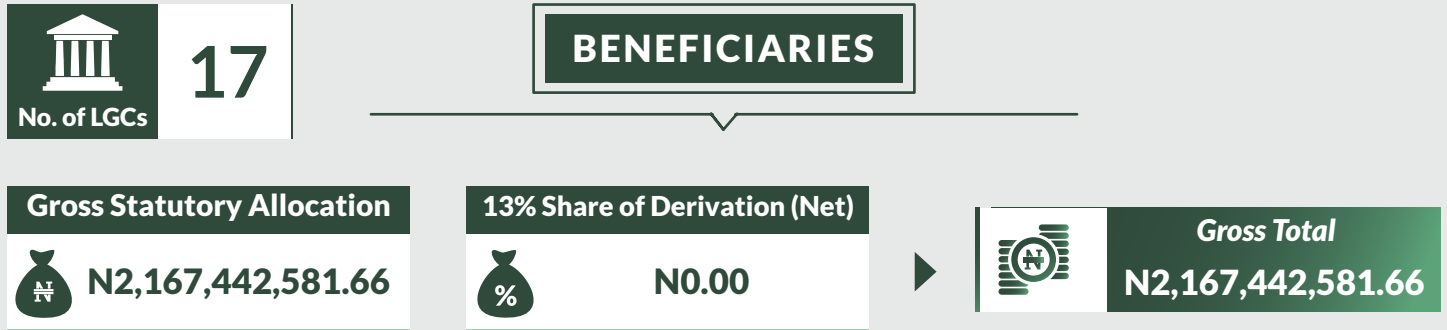
ADO EKITI	▶		N189,336,877.53
AIYEKIRE	▶		N141,751,264.07
EFON	▶		N130,994,949.72
EKITI EAST	▶		N139,176,320.48
EKITI SOUTH WEST	▶		N147,762,137.14
EKITI WEST	▶		N151,251,169.11
EMURE	▶		N123,857,102.42
IDO-OSI	▶		N150,815,989.68
IJERO	▶		N164,600,032.55
IKERE	▶		N142,497,951.25
IKOLE	▶		N151,876,585.69
ILEJEMEJI	▶		N106,992,623.95
IREPODUN/IFELODUN	▶		N135,931,453.44
ISE/ORUN	▶		N132,064,293.71
MOBA	▶		N142,167,860.09
OYE	▶		N138,117,579.43

FEDERATION ACCOUNT ALLOCATION COMMITTEE (FAAC) OCTOBER 2020 DISBURSEMENT


Distribution of Revenue Allocation to State Governments and Local Governments by FAAC for the month of September, 2020 Shared in October, 2020



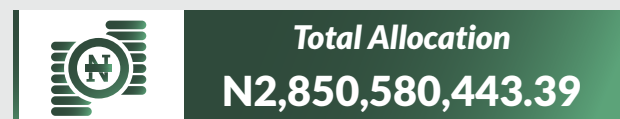
ENUGU STATE



LGAs



Dist. of N72Bn Being FGN Inter. Fund =N292,524,107.94
 Dist. of N39.542Bn from FOREX =N160,652,775.60
 Dist. of N45 Bn from Non-Oil Rev. =N210,146,629.27





Total Allocation


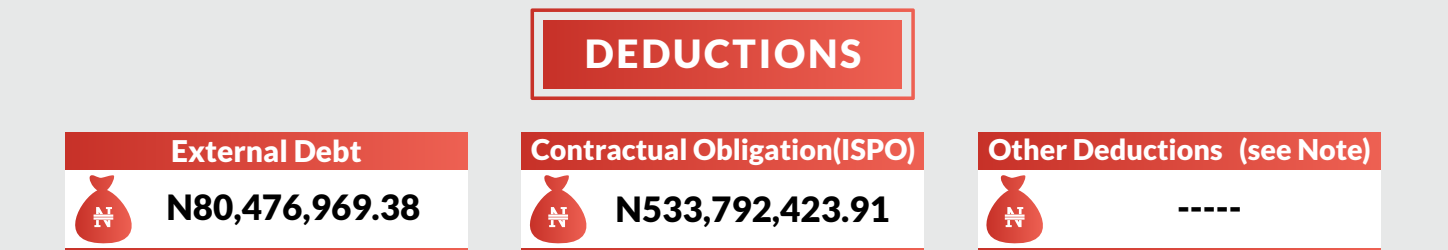
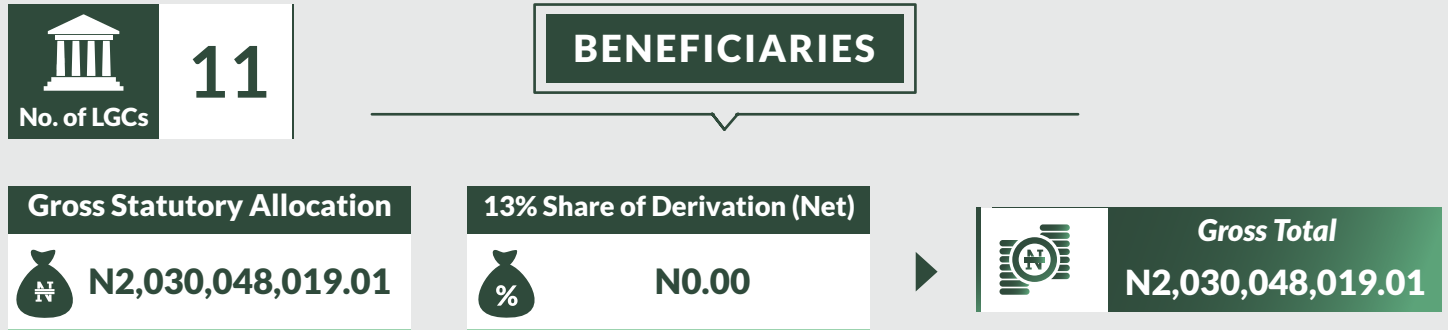
AGWU	▶		N168,896,109.68
ANINRI	▶		N143,062,028.47
ENUGU EAST	▶		N194,276,262.75
ENUGU NORTH	▶		N182,434,487.34
ENUGU SOUTH	▶		N173,480,755.37
EZEAGU	▶		N165,672,972.30
IGBO ETITI	▶		N170,778,351.91
IGBO EZE NORTH	▶		N185,984,328.42
IGBO EZE SOUTH	▶		N162,763,287.31
ISI UZO	▶		N154,928,564.16
NKANU EAST	▶		N160,340,834.24
NKANU WEST	▶		N156,648,436.75
NSUKKA	▶		N207,142,377.77
OJI RIVER	▶		N141,690,498.68
UDENU	▶		N157,880,837.23
UDI	▶		N178,895,720.28
UZO UWANI	▶		N145,704,590.74

FEDERATION ACCOUNT ALLOCATION COMMITTEE (FAAC) OCTOBER 2020 DISBURSEMENT


Distribution of Revenue Allocation to State Governments and Local Governments by FAAC for the month of September, 2020 Shared in October, 2020



GOMBE STATE



LGAs



Dist. of N72Bn Being FGN Inter. Fund =N200,437,723.07
 Dist. of N39.542Bn from FOREX =N110,079,394.05
 Dist. of N45 Bn from Non-Oil Rev. =N143,992,617.15





Total Allocation


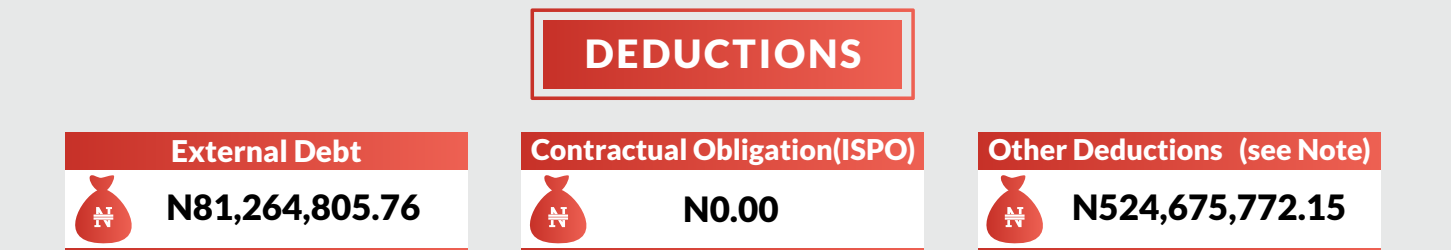
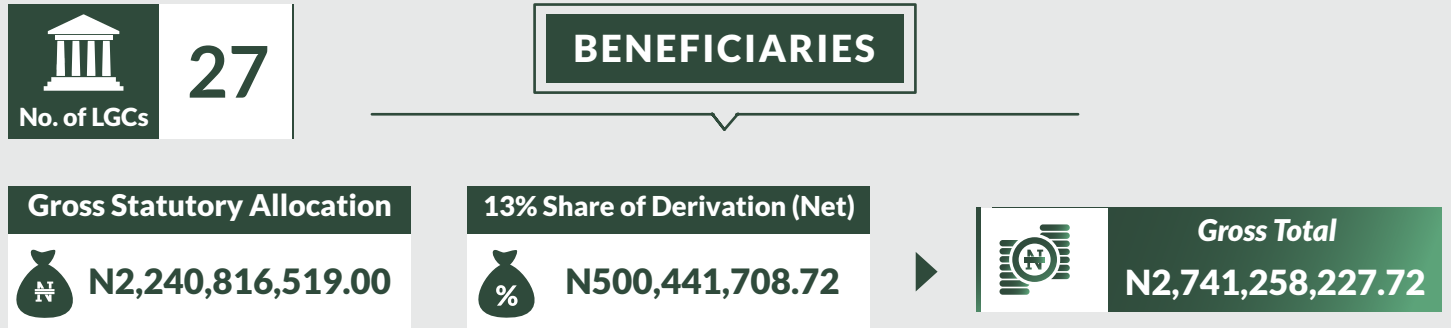
AKKO	▶		N229,387,129.64
BALANGA	▶		N169,939,748.59
BILLIRE	▶		N169,718,490.75
DUKKU	▶		N181,476,984.01
FUNAKAYE	▶		N180,591,585.08
GOMBE	▶		N195,581,044.75
KALTUNGO	▶		N152,586,794.16
KWAMI	▶		N165,350,210.44
NAFADA	▶		N148,930,353.30
SHOMGOM	▶		N144,511,633.97
YAMALTU/DEBA	▶		N193,236,069.62

FEDERATION ACCOUNT ALLOCATION COMMITTEE (FAAC) OCTOBER 2020 DISBURSEMENT


Distribution of Revenue Allocation to State Governments and Local Governments by FAAC for the month of September, 2020 Shared in October, 2020



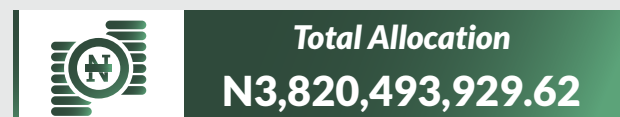
IMO STATE



LGAs



Dist. of N72Bn Being FGN Inter. Fund =N392,047,376.08
 Dist. of N39.542Bn from FOREX =N215,310,456.21
 Dist. of N45 Bn from Non-Oil Rev. =N281,643,229.95





Total Allocation

ABOH MBAISE	▶		N155,077,265.57
AHIAZU MBAISE	▶		N145,998,120.06
EHIME MBANO	▶		N133,436,887.98
EZINIHITE MBAISE	▶		N143,048,796.98
IDEATO NORTH	▶		N149,814,820.84
IDEATO SOUTH	▶		N150,331,903.57
IHITE UBOMA	▶		N134,782,493.16
IKEDURU	▶		N143,506,167.97
ISIALA MBANO	▶		N161,590,483.18
ISU	▶		N144,416,481.03
MBAITOLI	▶		N176,137,011.04
NGOR/OKPALA	▶		N148,957,227.65
NJABA	▶		N136,873,123.49
NKWANGELE	▶		N132,562,619.70
NKWERRE	▶		N117,236,054.60
OBOWO	▶		N128,220,390.73
OGUTA	▶		N146,911,677.58
OHAJI/EBEMA	▶		N159,845,391.44



Total Allocation


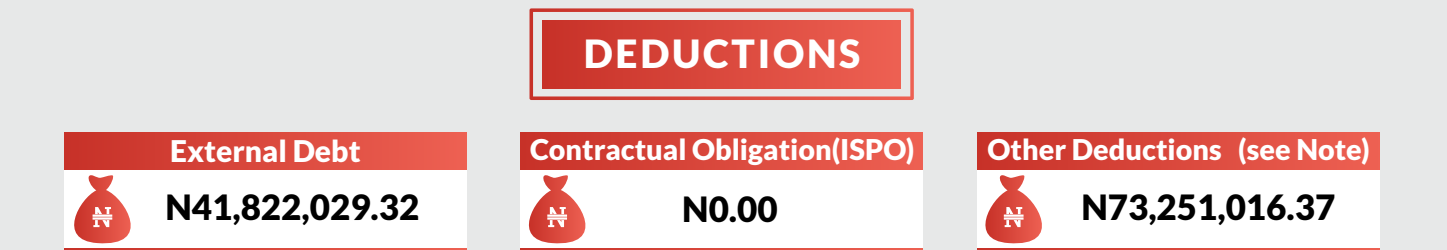
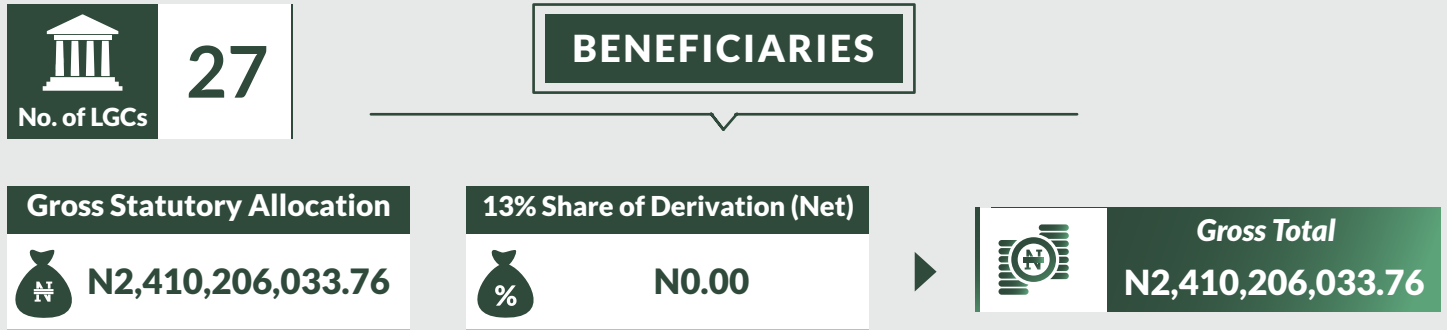
OKIGWE	▶		N140,186,868.18
ONUIMO	▶		N125,331,816.06
ORLU	▶		N138,847,166.92
ORSU	▶		N133,837,481.78
ORU	▶		N129,795,834.77
ORU WEST	▶		N133,649,759.90
OWERRI MUNICIPAL	▶		N135,516,345.40
OWERRI NORTH	▶		N146,647,066.47
OWERRI WEST	▶		N127,934,673.56

FEDERATION ACCOUNT ALLOCATION COMMITTEE (FAAC) OCTOBER 2020 DISBURSEMENT


Distribution of Revenue Allocation to State Governments and Local Governments by FAAC for the month of September, 2020 Shared in October, 2020



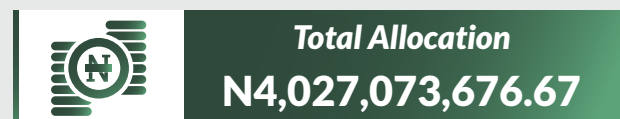
JIGAWA STATE



LGAs



Dist. of N72Bn Being FGN Inter. Fund =N411,882,681.08
Dist. of N39.542Bn from FOREX =N226,203,906.42
Dist. of N45 Bn from Non-Oil Rev. =N295,892,730.66





Total Allocation

AUYO	▶		N136,256,178.01
BABURA	▶		N161,887,074.32
BIRNIN KUDU	▶		N200,544,366.81
BIRNIWA	▶		N148,195,034.67
GAGARAWA	▶		N126,458,311.77
BUJI	▶		N126,342,886.09
DUTSE	▶		N178,441,163.57
GARKI	▶		N148,260,289.84
GUMEL	▶		N130,268,638.47
GURI	▶		N136,438,581.88
GWARAM	▶		N191,499,311.34
GWIWA	▶		N140,254,760.97
HADEJIA	▶		N122,209,407.02
JAHUN	▶		N167,240,908.20
KAFIN HAUSA	▶		N186,417,728.01
KAUGAMA	▶		N136,074,418.44
KAZAURE	▶		N145,170,572.95
KIRI-KASAMMA	▶		N152,658,015.20



Total Allocation


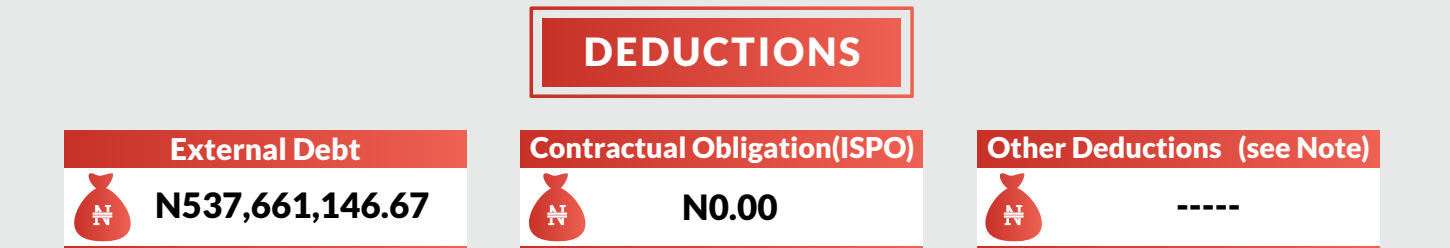
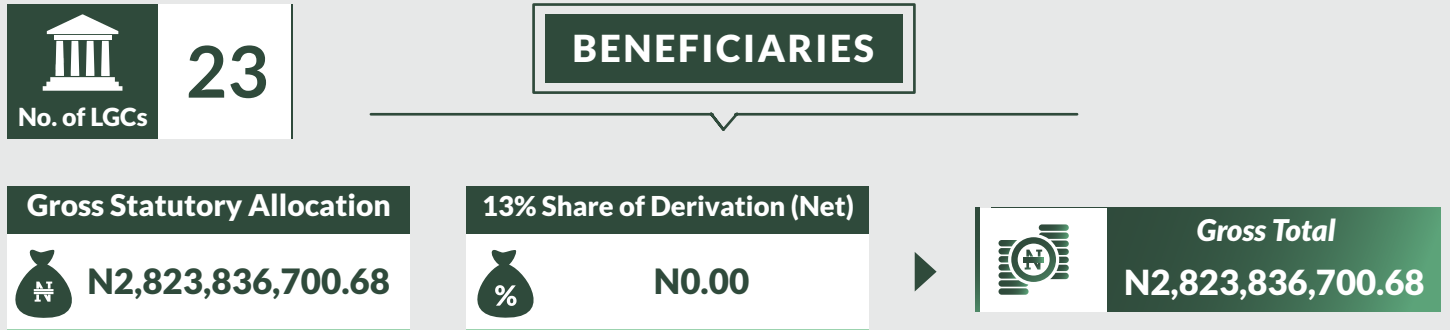
KIYAWA	▶		N154,448,241.12
MAIGATARI	▶		N156,100,247.07
MALAM MADORI	▶		N147,072,527.07
MIGA	▶		N134,957,214.46
RINGIM	▶		N163,545,293.32
RONI	▶		N120,877,078.89
SULE TAKARKAR	▶		N148,842,194.07
TAURA	▶		N138,817,064.91
YANKWASHI	▶		N127,796,168.19

FEDERATION ACCOUNT ALLOCATION COMMITTEE (FAAC) OCTOBER 2020 DISBURSEMENT


Distribution of Revenue Allocation to State Governments and Local Governments by FAAC for the month of September, 2020 Shared in October, 2020



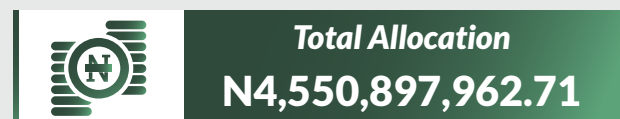
KADUNA STATE



LGAs



Dist. of N72Bn Being FGN Inter. Fund =N463,201,076.07
Dist. of N39.542Bn from FOREX =N254,387,712.02
Dist. of N45 Bn from Non-Oil Rev. =N332,759,393.73





Total Allocation

BIRNIN GWARI	▶		N229,079,136.89
CHIKUN	▶		N243,515,178.38
GIWA	▶		N204,500,078.44
GWAGWADA	▶		N152,992,371.56
IGABI	▶		N258,178,678.26
IKARA	▶		N172,787,299.28
JABA	▶		N152,864,668.79
JEMA'A	▶		N201,551,251.84
KACHIA	▶		N213,215,631.13
KADUNA NORTH	▶		N215,521,350.64
KADUNA SOUTH	▶		N230,253,207.16
KAGARKO	▶		N192,180,230.80
KAURA	▶		N171,576,967.84
KAURU	▶		N169,988,090.25
KUBAU	▶		N200,839,672.51
KUDAN	▶		N154,111,022.00
LERE	▶		N217,202,941.99
MAKARFI	▶		N147,611,555.38



Total Allocation


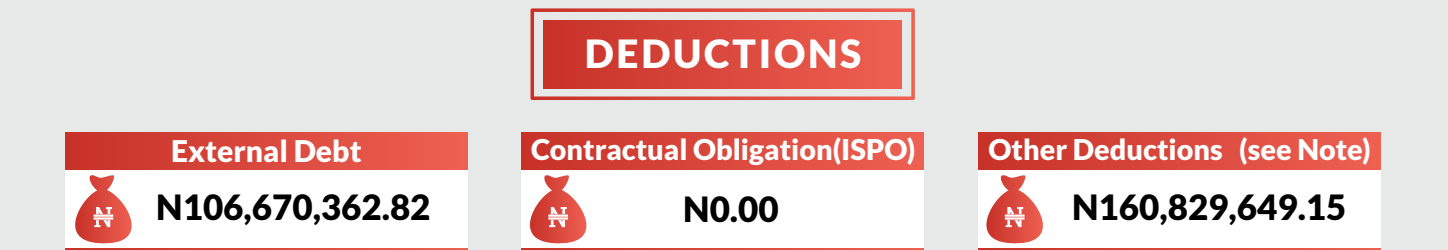
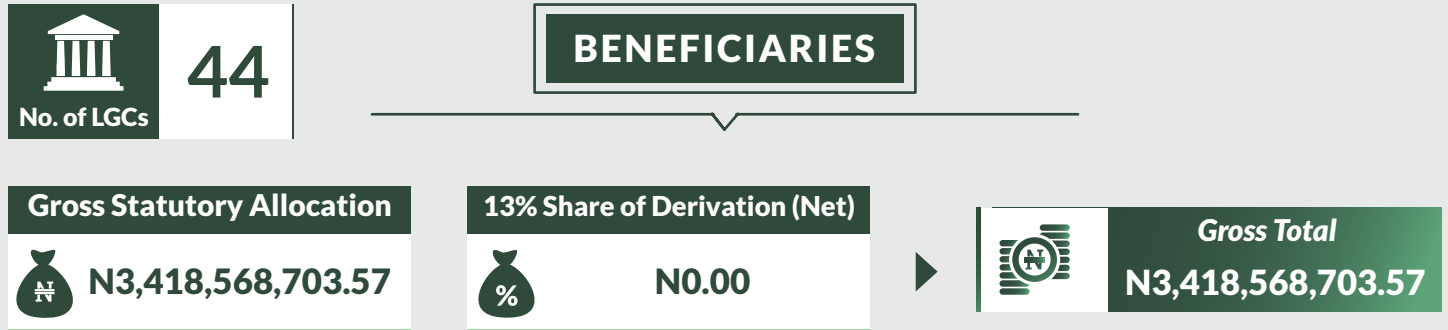
SABONGARI	▶		N195,196,169.48
SANGA	▶		N159,118,087.49
SOBA	▶		N205,380,568.07
ZANGON KATAF	▶		N225,320,172.66
ZARIA	▶		N237,913,631.90

FEDERATION ACCOUNT ALLOCATION COMMITTEE (FAAC) OCTOBER 2020 DISBURSEMENT


Distribution of Revenue Allocation to State Governments and Local Governments by FAAC for the month of September, 2020 Shared in October, 2020



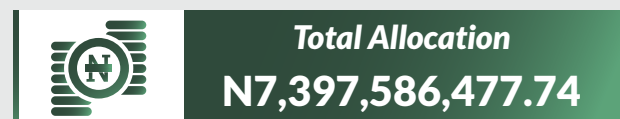
KANO STATE



LGAs



Dist. of N72Bn Being FGN Inter. Fund =N737,455,812.08
 Dist. of N39.542Bn from FOREX =N405,007,040.03
 Dist. of N45 Bn from Non-Oil Rev. =N529,781,474.20




















Total Allocation









AJINGI	▶		N153,347,885.46
ALBASU	▶		N157,576,057.49
BAGWAI	▶		N145,032,569.19
BEBEJI	▶		N156,240,705.94
BICHI	▶		N188,376,330.85
BUNKURE	▶		N150,669,228.98
DALA	▶		N240,653,517.98
DANBATTA	▶		N164,966,563.31
DAWAKIN KUDU	▶		N175,476,749.12
DAWAKIN TOFA	▶		N178,584,509.59
DOGUWA	▶		N159,735,599.32
FAGGE	▶		N162,061,856.85
GABASAWA	▶		N168,440,005.62
GARKO	▶		N150,634,603.33
GARUN MALLAM	▶		N145,521,301.71
GAYA	▶		N162,513,670.69
GEZAWA	▶		N186,920,125.84
GWALE	▶		N221,501,616.65



Total Allocation

GWARZO	▶		N154,353,160.54
KABO	▶		N147,398,372.63
KANO MUNICIPAL	▶		N216,334,439.17
KARAYE	▶		N142,987,352.32
KIBIYA	▶		N143,462,295.51
KIRU	▶		N185,945,319.55
KUMBOTSO	▶		N191,919,868.42
KUNCHI	▶		N142,030,439.01
KURA	▶		N143,207,425.52
MADOBI	▶		N142,509,962.69
MAKODA	▶		N169,851,075.14
MINJIBIR	▶		N169,943,442.63
NASSARAWA	▶		N296,484,547.81
RANO	▶		N146,883,623.27
RIMIN GADO	▶		N141,773,010.08
ROGO	▶		N174,476,184.64
SHANONO	▶		N144,031,619.27
SUMAILA	▶		N182,569,482.23

*Total Allocation*


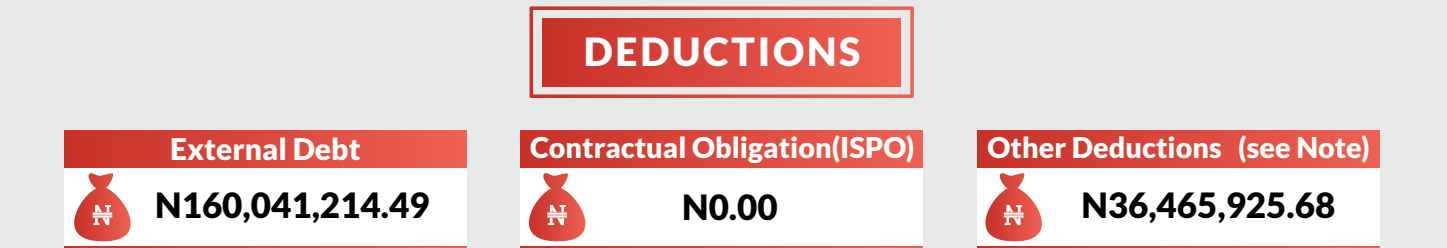
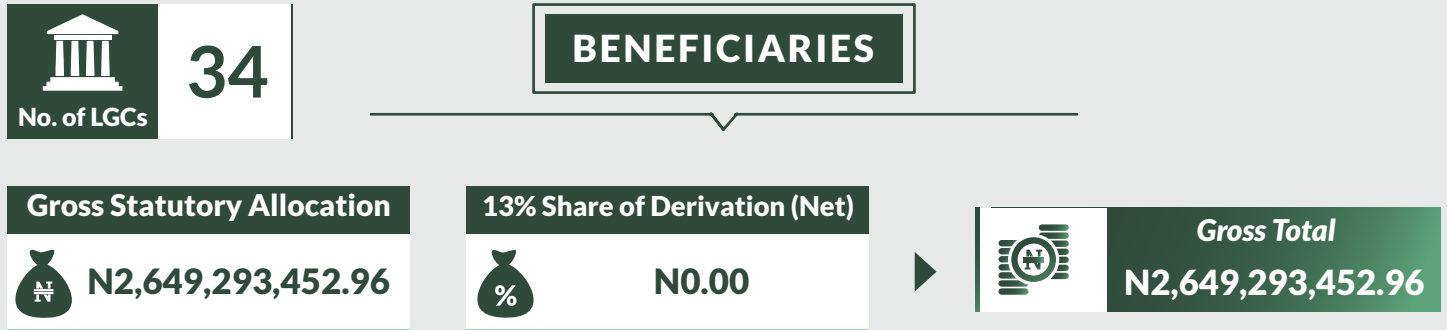
TAKAI	▶		N161,655,914.26
TARAUNI	▶		N168,058,904.89
TOFA	▶		N130,512,010.99
TSANYAWA	▶		N146,048,416.62
TUDUN WADA	▶		N177,442,955.12
UNGOGO	▶		N212,632,764.79
WARAWA	▶		N137,076,692.32
WUDIL	▶		N159,744,300.40

FEDERATION ACCOUNT ALLOCATION COMMITTEE (FAAC) OCTOBER 2020 DISBURSEMENT


Distribution of Revenue Allocation to State Governments and Local Governments by FAAC for the month of September, 2020 Shared in October, 2020



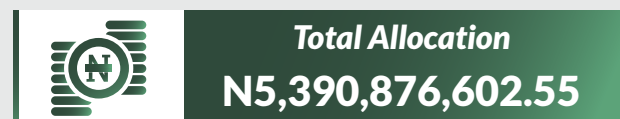
KATSINA STATE



LGAs



Dist. of N72Bn Being FGN Inter. Fund =N561,437,662.29
 Dist. of N39.542Bn from FOREX =N308,338,753.37
 Dist. of N45 Bn from Non-Oil Rev. =N403,331,653.95





Total Allocation

BAKORI	▶		N154,487,188.76
BATAGARAWA	▶		N161,504,955.44
BATSARI	▶		N174,435,197.77
BAURE	▶		N165,171,389.98
BINDAWA	▶		N152,806,845.68
CHARANCHI	▶		N143,974,570.66
DAN-MUSA	▶		N141,956,428.45
DANDUME	▶		N152,699,011.80
DANJA	▶		N143,601,977.25
DAURA	▶		N175,027,290.15
DUTSI	▶		N142,510,693.87
DUTSINMA	▶		N159,267,493.70
FASKARI	▶		N172,546,776.71
FUNTUA	▶		N175,166,946.38
INGAWA	▶		N153,264,454.68
JIBIA	▶		N167,547,435.41
KAFUR	▶		N174,931,254.21
KAITA	▶		N167,495,116.93



Total Allocation


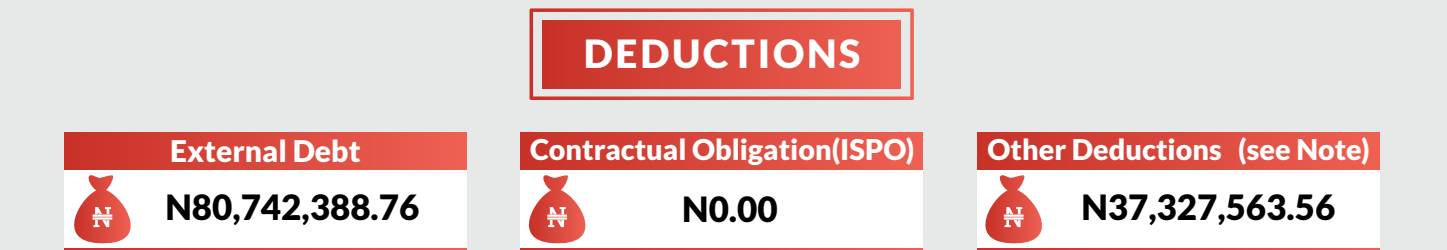
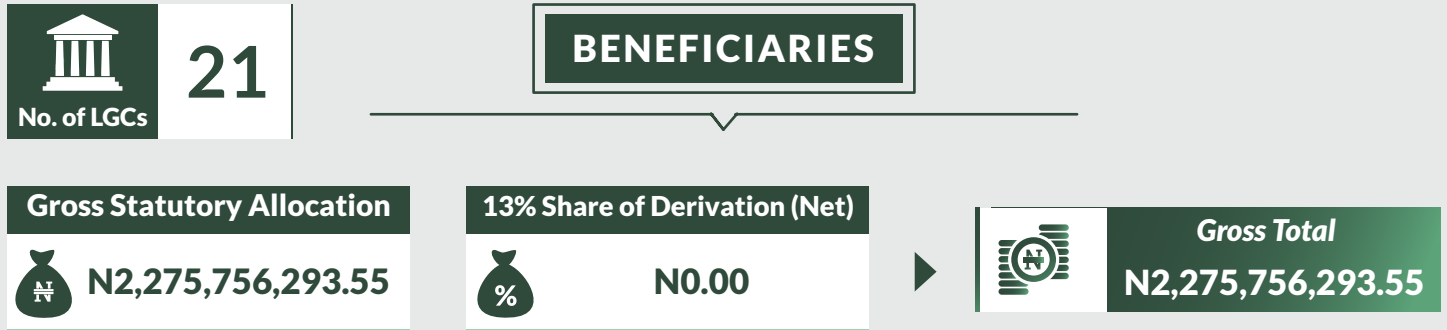
KANKARA	▶		N185,702,738.10
KANKIA	▶		N148,310,413.79
KATSINA	▶		N206,227,662.96
KURFI	▶		N141,570,537.82
KUSADA	▶		N133,882,586.93
MAIADUA	▶		N165,711,846.76
MALUMFASHI	▶		N163,308,700.26
MANI	▶		N156,466,477.58
MASHI	▶		N158,509,516.99
MATAZU	▶		N134,220,022.87
MUSAWA	▶		N159,297,221.53
RIMI	▶		N145,894,895.30
SABUWA	▶		N148,007,369.59
SAFANA	▶		N160,826,046.07
SANDAMU	▶		N152,557,790.40
ZANGO	▶		N151,987,747.78

FEDERATION ACCOUNT ALLOCATION COMMITTEE (FAAC) OCTOBER 2020 DISBURSEMENT


Distribution of Revenue Allocation to State Governments and Local Governments by FAAC for the month of September, 2020 Shared in October, 2020



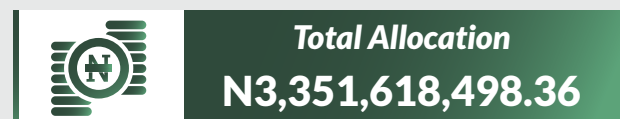
KEBBI STATE



LGAs





















Dist. of N72Bn Being FGN Inter. Fund =N354,327,429.14
 Dist. of N39.542Bn from FOREX =N194,594,850.19
 Dist. of N45 Bn from Non-Oil Rev. =N254,545,566.91





Total Allocation

ALIERU	▶		N120,737,518.72
AREWA	▶		N189,806,237.24
ARGUNGU	▶		N167,614,133.01
AUGIE	▶		N138,157,457.96
BAGUDO	▶		N184,215,261.31
BIRNIN -KEBBI	▶		N217,852,820.30
BUNZA	▶		N149,890,668.27
DANDI KAMBA	▶		N159,267,948.72
DANKO /WASAGU	▶		N200,628,480.37
FAKAI	▶		N140,614,127.80
GWANDU	▶		N149,467,357.39
JEGA	▶		N165,096,615.31
KALGO	▶		N133,898,515.64
KOKO/BESSE	▶		N155,762,856.23
MAIYAMA	▶		N176,171,358.19
NGASKI	▶		N144,274,396.83
SAKABA	▶		N139,254,732.33
SHANGA	▶		N146,963,620.48



Total Allocation


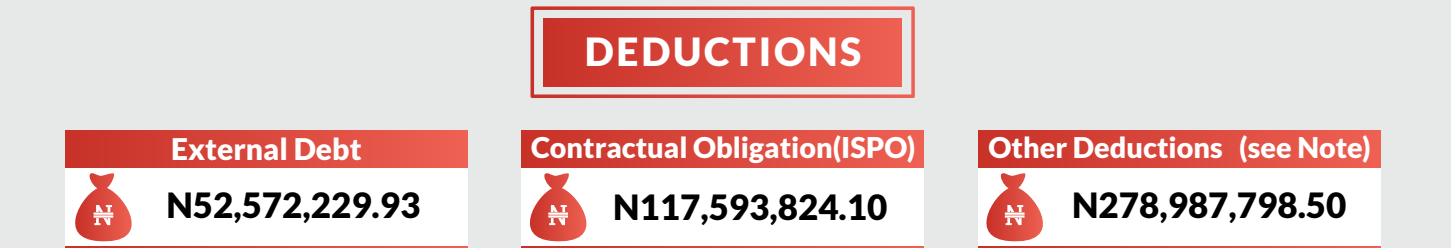
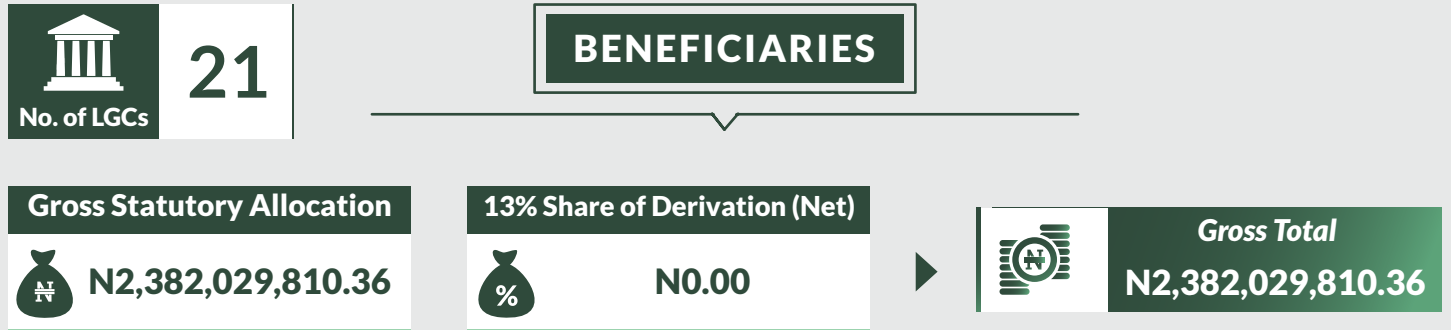
SURU	▶		N172,478,370.39
YAURI	▶		N136,473,329.29
ZURU	▶		N162,992,692.58

FEDERATION ACCOUNT ALLOCATION COMMITTEE (FAAC) OCTOBER 2020 DISBURSEMENT


Distribution of Revenue Allocation to State Governments and Local Governments by FAAC for the month of September, 2020 Shared in October, 2020



KOGI STATE



LGAs



Dist. of N72Bn Being FGN Inter. Fund =N366,223,351.97

Dist. of N39.542Bn from FOREX =N201,128,031.46

Dist. of N45 Bn from Non-Oil Rev. =N263,091,488.49





Total Allocation


ADAVI	▶		N174,846,761.72
AJAKUTA	▶		N151,741,469.19
ANKPA	▶		N196,517,061.91
BASSA	▶		N153,406,447.60
DEKINA	▶		N207,925,891.39
IBAJI	▶		N159,551,925.63
IDAH	▶		N134,925,503.46
IGALAMELA	▶		N159,454,404.44
IJUMU	▶		N154,334,443.03
KABBA/BUNU	▶		N163,665,418.64
KOGI	▶		N145,690,048.72
KOTON KARFE	▶		N184,169,687.61
MOPA-MURO	▶		N121,168,656.37
OFU	▶		N178,158,889.75
OGORI/MAGONGO	▶		N118,010,430.90
OKEHI	▶		N174,608,198.44
OKENE	▶		N219,415,300.27
OLAMABORO	▶		N163,407,991.15

*Total Allocation*


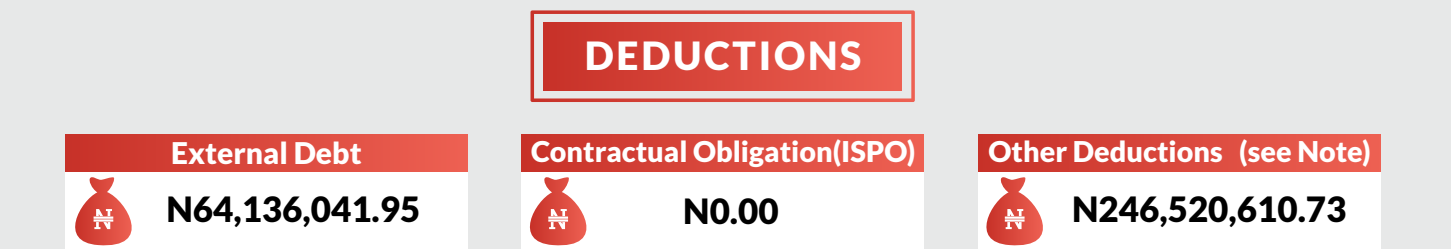
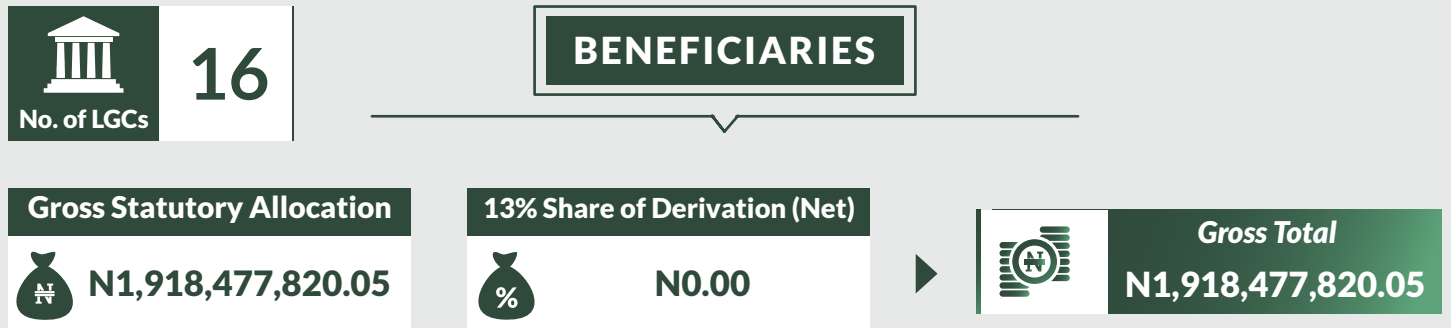
OMALA	▶		N151,694,518.08
YAGBA EAST	▶		N164,197,599.89
YAGBA WEST	▶		N160,608,102.10

FEDERATION ACCOUNT ALLOCATION COMMITTEE (FAAC) OCTOBER 2020 DISBURSEMENT


Distribution of Revenue Allocation to State Governments and Local Governments by FAAC for the month of September, 2020 Shared in October, 2020



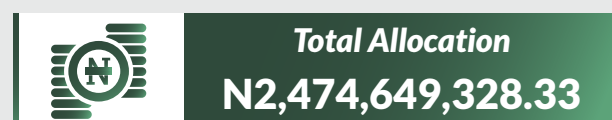
KWARA STATE



LGAs







Dist. of N72Bn Being FGN Inter. Fund =N259,141,381.56
 Dist. of N39.542Bn from FOREX =N142,319,149.40
 Dist. of N45 Bn from Non-Oil Rev. =N186,164,785.60





Total Allocation

ASA	▶		N143,099,831.58
BARUTEN	▶		N219,884,614.11
EDU	▶		N178,227,916.09
EKITI	▶		N111,280,959.90
IFELODUN	▶		N186,276,005.57
ILORIN EAST	▶		N166,194,315.62
ILORIN SOUTH	▶		N167,940,407.41
ILORIN WEST	▶		N205,438,313.13
IREPODUN	▶		N143,837,090.06
KAI AMA	▶		N176,030,575.32
MORO	▶		N145,583,630.94
OFFA	▶		N131,326,889.09
OKE-ERO	▶		N112,109,608.51
OSIN	▶		N111,970,664.46
OYUN	▶		N126,998,504.72
PATEGI	▶		N148,450,001.81

FEDERATION ACCOUNT ALLOCATION COMMITTEE (FAAC) OCTOBER 2020 DISBURSEMENT

Distribution of Revenue Allocation to State Governments and Local Governments by FAAC for the month of September, 2020 Shared in October, 2020




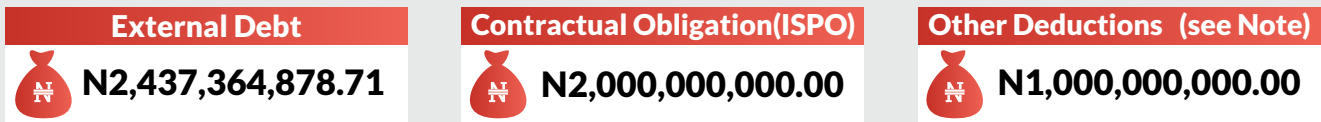
LAGOS STATE

 **20**
No. of LGCs


BENEFICIARIES



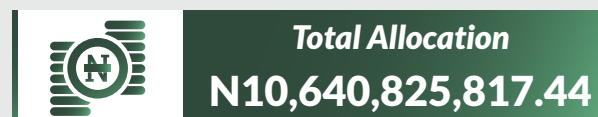
DEDUCTIONS



LGAs



Dist. of N72Bn Being FGN Inter. Fund =N441,446,355.67
Dist. of N39.542Bn from FOREX =N242,440,128.49
Dist. of N45 Bn from Non-Oil Rev. =N317,131,002.63





Total Allocation

AGEGE	▶		N533,910,128.63
AJEROMI/IFELODUN	▶		N601,405,534.58
ALIMOSHO	▶		N785,196,837.92
AMOWO-ODOFIN	▶		N489,739,835.79
APAPA	▶		N459,277,235.11
BADAGRY	▶		N474,383,971.16
EPE	▶		N458,581,005.24
ETI-OSA	▶		N492,021,498.85
IBEJU-LEKKI	▶		N430,667,659.02
IFAKO/IJAYE	▶		N524,442,747.46
IKEJA	▶		N492,423,855.75
IKORODU	▶		N563,860,614.53
KOSOFE	▶		N591,553,767.61
LAGOS ISLAND	▶		N455,897,769.25
LAGOS MAINLAND	▶		N488,428,876.41
MUSHIN	▶		N582,945,824.78
OJO	▶		N573,828,369.20
OSHODI/ISOLO	▶		N580,048,981.01




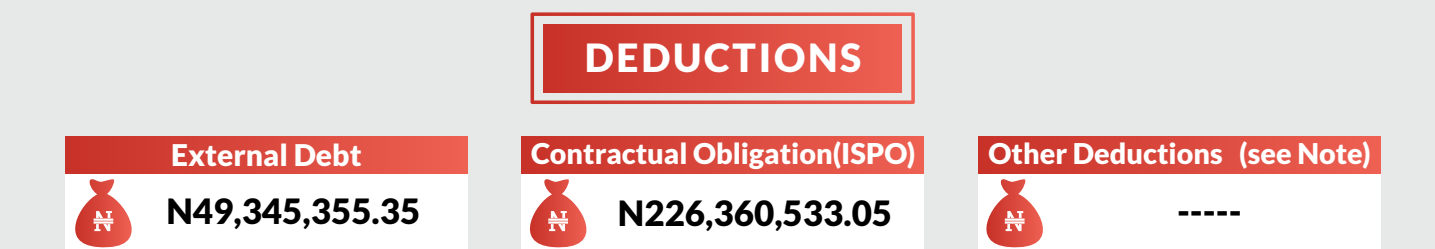
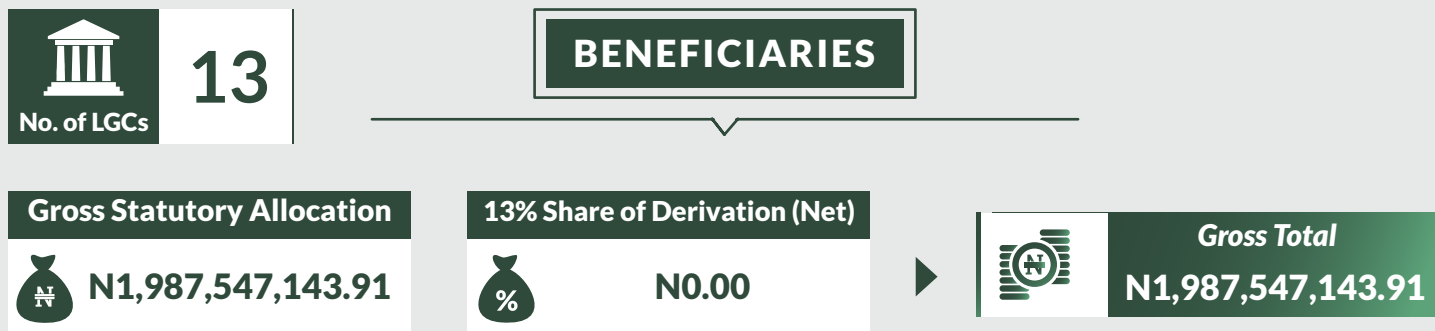
Total Allocation

SOMOLU	▶		N515,581,684.31
SURULERE	▶		N546,629,620.83


FEDERATION ACCOUNT ALLOCATION COMMITTEE (FAAC) OCTOBER 2020 DISBURSEMENT

Distribution of Revenue Allocation to State Governments and Local Governments by FAAC for the month of September, 2020 Shared in October, 2020

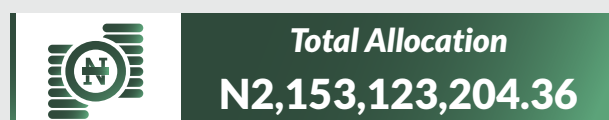
NASARAWA STATE



LGAs



Dist. of N72Bn Being FGN Inter. Fund =N231,198,776.50
 Dist. of N39.542Bn from FOREX =N126,973,210.59
 Dist. of N45 Bn from Non-Oil Rev. =N166,091,075.07





Total Allocation


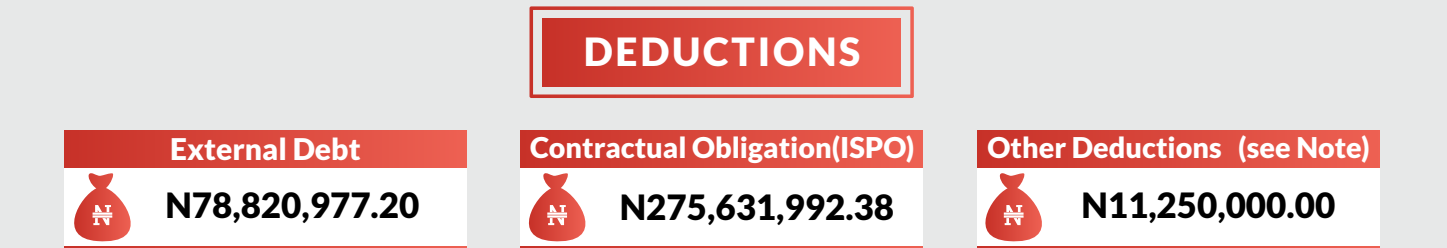
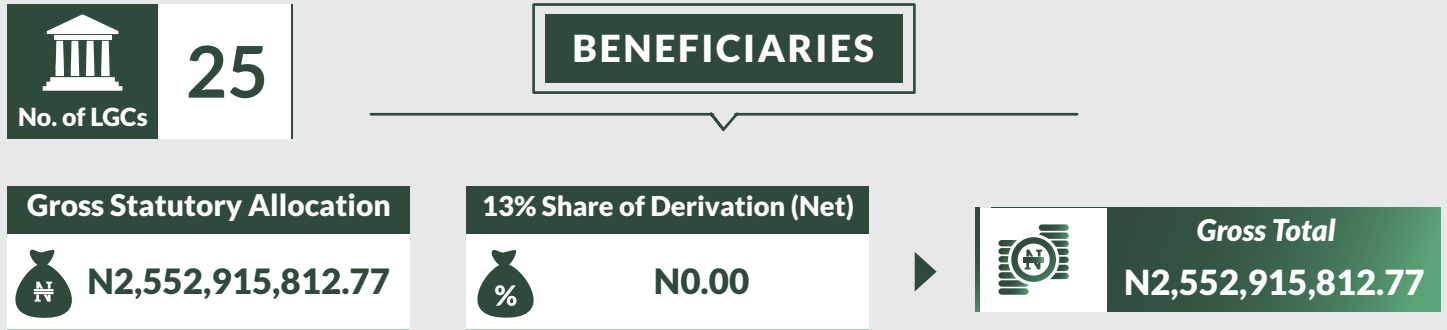
AKWANGA	▶		N144,858,766.54
AWE	▶		N158,682,662.84
DOMA	▶		N164,305,515.20
KARU	▶		N193,526,249.83
KEANA	▶		N138,450,012.05
KEFFI	▶		N133,432,698.18
KOKONA	▶		N149,381,095.95
LAFIA	▶		N235,771,132.32
NASARAWA	▶		N208,733,348.10
NASARAWA EGGON	▶		N165,768,896.82
OBI	▶		N160,318,405.04
TOTO	▶		N164,942,903.38
WAMBA	▶		N134,951,518.10

FEDERATION ACCOUNT ALLOCATION COMMITTEE (FAAC) OCTOBER 2020 DISBURSEMENT

Distribution of Revenue Allocation to State Governments and Local Governments by FAAC for the month of September, 2020 Shared in October, 2020



NIGER STATE



LGAs

Gross Statutory Allocation **N2,089,552,558.28**

Deduction **N(165,677,085.25)**

Value Added Tax **N1,167,600,228.88**

Dist. of N72Bn Being FGN Inter. Fund =N427,931,101.29

Dist. of N39.542Bn from FOREX =N235,017,618.45

Dist. of N45 Bn from Non-Oil Rev. =N307,421,768.17

Total Allocation
N4,061,846,189.81



Total Allocation

AGAIE	▶		N151,360,652.49
AGWARA	▶		N127,798,967.31
BIDA	▶		N154,923,956.97
BORGU	▶		N223,551,513.00
BOSSO	▶		N148,325,531.08
EDATI	▶		N155,424,523.23
GBAKO	▶		N146,093,332.42
GURARA	▶		N130,876,136.03
KATCHA	▶		N141,666,891.74
KONTAGORA	▶		N155,261,179.37
LAPAI	▶		N148,435,944.56
LAVUN	▶		N176,816,811.26
MAGAMA	▶		N177,226,967.00
MARIGA	▶		N193,446,738.69
MASHEGU	▶		N221,849,242.27
MINNA	▶		N155,922,768.48
MOKWA	▶		N200,085,050.81
MUYA	▶		N136,968,378.46

*Total Allocation*

PAIKORO	▶		N157,786,693.81
RAFI	▶		N178,200,428.92
RIJAU	▶		N169,572,699.53
SHIRORO	▶		N198,709,185.56
SULEJA	▶		N156,283,427.53
TAFA	▶		N122,563,872.71
WUSHISHI	▶		N132,695,296.59

FEDERATION ACCOUNT ALLOCATION COMMITTEE (FAAC) OCTOBER 2020 DISBURSEMENT

Distribution of Revenue Allocation to State Governments and Local Governments by FAAC for the month of September, 2020 Shared in October, 2020




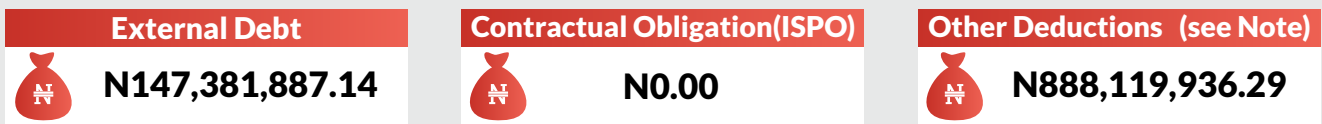
OGUN STATE

 **20**
No. of LGCs


BENEFICIARIES



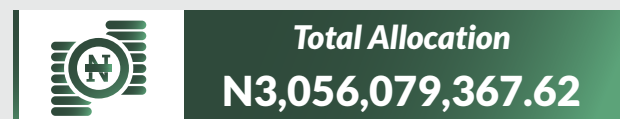
DEDUCTIONS



LGAs



Dist. of N72Bn Being FGN Inter. Fund =N305,284,500.42
Dist. of N39.542Bn from FOREX =N167,660,719.26
Dist. of N45 Bn from Non-Oil Rev. =N219,313,577.89





Total Allocation

ABEOKUTA NORTH	▶		N157,587,578.80
ABEOKUTA SOUTH	▶		N166,069,350.75
ADO-ODO/OTA	▶		N255,756,850.65
EGBADO NORTH	▶		N160,526,976.15
EGBADO SOUTH	▶		N147,062,169.32
EWEKORO	▶		N110,647,209.01
REMO NORTH	▶		N109,052,461.97
IFO	▶		N252,102,285.48
IJEBU EAST	▶		N140,233,415.34
IJEBU NORTH	▶		N183,434,532.93
IJEBU ODE	▶		N140,814,467.57
IKENNE	▶		N127,632,055.14
IJEBU NORTH EAST	▶		N113,667,049.53
IMEKO-AFON	▶		N127,344,379.71
IPOKIA	▶		N138,551,907.00
OBAFEMI/OWODE	▶		N167,235,326.20
ODEDAH	▶		N136,256,220.32
ODOGBOLU	▶		N130,929,738.59



Total Allocation

OGUN WATER SIDE	▶		N120,895,349.83
SHAGAMU	▶		N170,280,043.35

FEDERATION ACCOUNT ALLOCATION COMMITTEE (FAAC) OCTOBER 2020 DISBURSEMENT

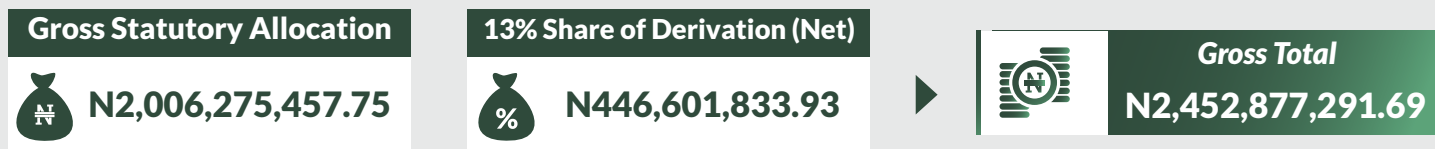
Distribution of Revenue Allocation to State Governments and Local Governments by FAAC for the month of September, 2020 Shared in October, 2020




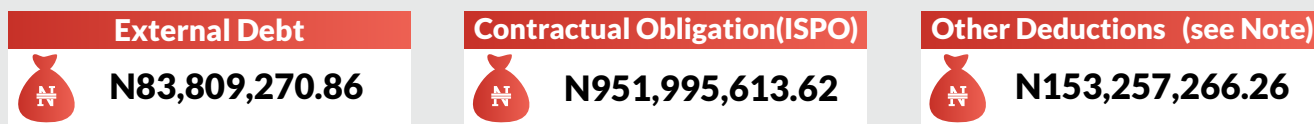
ONDO STATE

18
No. of LGCs


BENEFICIARIES



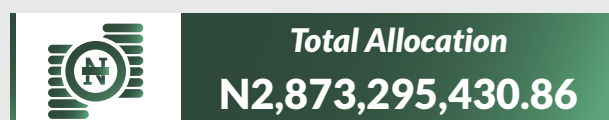
DEDUCTIONS



LGAs



Dist. of N72Bn Being FGN Inter. Fund =N291,566,008.50
Dist. of N39.542Bn from FOREX =N160,126,592.18
Dist. of N45 Bn from Non-Oil Rev. =N209,458,339.44





Total Allocation


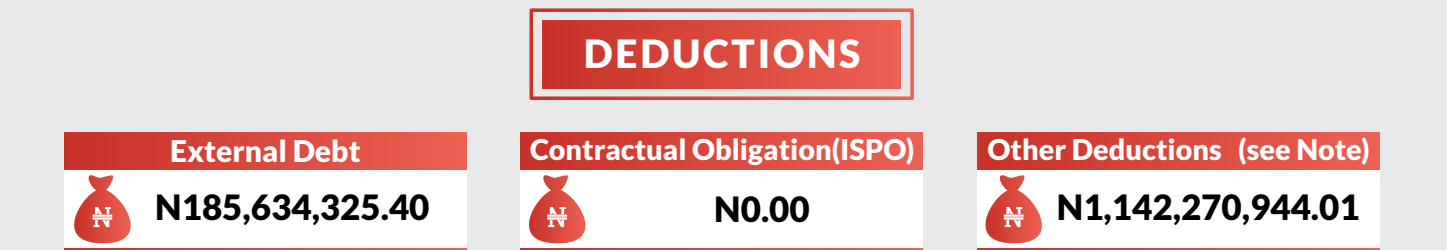
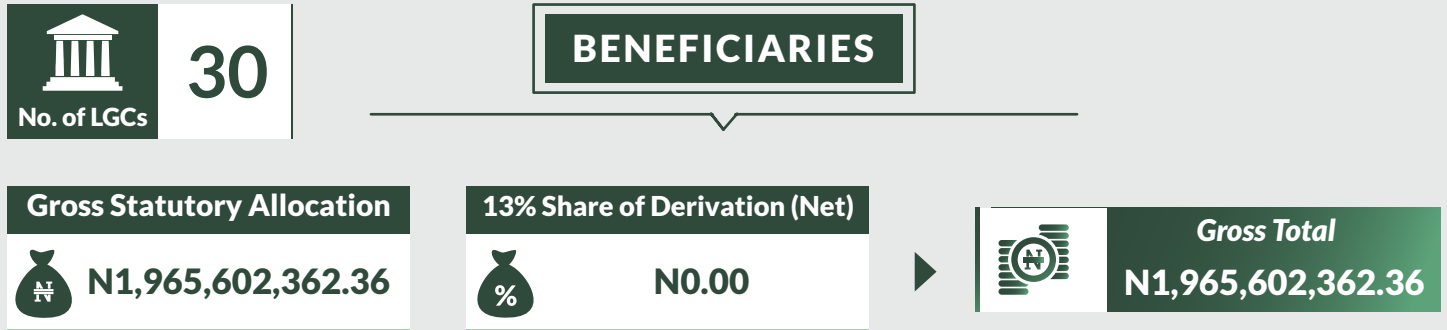
AKOKO NORTH EAST	▶		N157,905,546.63
AKOKO NORTH WEST	▶		N168,393,982.94
AKOKO SOUTH WEST	▶		N172,159,549.21
AKOKO SOUTH EAST	▶		N125,432,870.05
AKURE NORTH	▶		N134,721,707.15
AKURE SOUTH	▶		N208,621,765.84
IDANRE	▶		N142,437,424.35
IFEDORE	▶		N147,905,130.92
IKALE/OKITIPUPA	▶		N174,920,812.29
ILAJE WEST	▶		N191,370,722.54
ILAJE/ESE-EDO	▶		N145,602,334.49
ILEOLUJI/OKEIGBO	▶		N151,068,259.54
ODE IRELE	▶		N140,616,629.33
ODIGBO	▶		N174,453,068.08
ONDO EAST	▶		N116,417,232.18
ONDO WEST	▶		N192,009,588.49
OSE	▶		N151,262,290.43
OWO	▶		N177,996,516.36

FEDERATION ACCOUNT ALLOCATION COMMITTEE (FAAC) OCTOBER 2020 DISBURSEMENT


Distribution of Revenue Allocation to State Governments and Local Governments by FAAC for the month of September, 2020 Shared in October, 2020



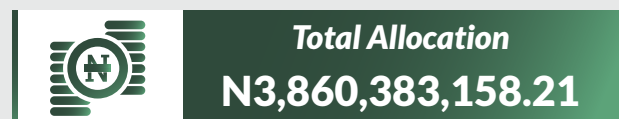
OSUN STATE



LGAs



Dist. of N72Bn Being FGN Inter. Fund =N394,933,530.24
Dist. of N39.542Bn from FOREX =N216,895,517.63
Dist. of N45 Bn from Non-Oil Rev. =N283,716,616.55






Total Allocation

ATAKUMOSA EAST	▶		N112,944,583.36
ATAKUMOSA WEST	▶		N112,427,445.03
AYEDADE	▶		N140,769,595.00
AYEDIRE	▶		N121,484,482.75
BOLAWADURO	▶		N116,111,943.39
BORIPE	▶		N134,828,803.65
EDE NORTH	▶		N113,507,105.13
EDE SOUTH	▶		N115,895,143.76
EGBEDORE	▶		N114,336,592.10
EJIGBO	▶		N131,415,263.85
IFE CENTRAL	▶		N140,431,715.57
IFE EAST	▶		N158,167,938.58
IFE NORTH	▶		N146,872,569.56
IFE SOUTH	▶		N131,146,048.45
IFEDAYO	▶		N101,180,086.89
IFELODUN	▶		N128,518,154.47
ILA	▶		N113,757,964.40
ILESA EAST	▶		N121,751,951.42



Total Allocation


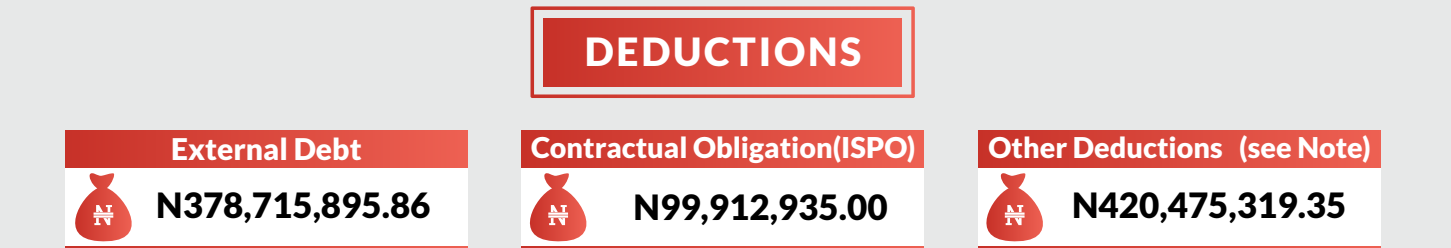
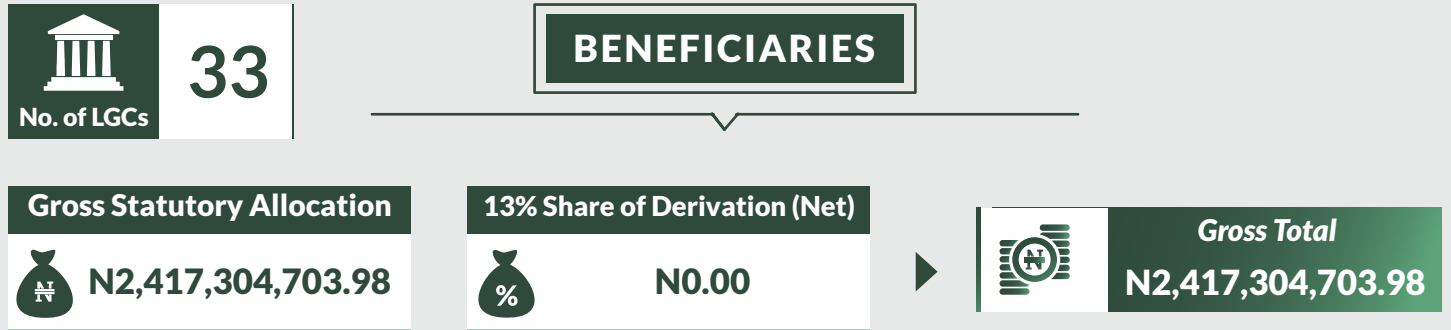
ILESHA WEST	▶		N126,702,131.61
IREPODUN	▶		N127,314,999.32
IREWOLE	▶		N137,260,102.80
ISOKAN	▶		N124,045,205.20
IWO	▶		N153,574,966.54
OBOKUN	▶		N127,148,874.24
ODO OTIN	▶		N158,215,315.14
OLA-OLUWA	▶		N114,127,171.94
OLORUNDA	▶		N137,040,904.21
ORIADE	▶		N139,032,091.83
OROLU	▶		N122,520,588.80
OSOGBO	▶		N137,853,419.21

FEDERATION ACCOUNT ALLOCATION COMMITTEE (FAAC) OCTOBER 2020 DISBURSEMENT


Distribution of Revenue Allocation to State Governments and Local Governments by FAAC for the month of September, 2020 Shared in October, 2020



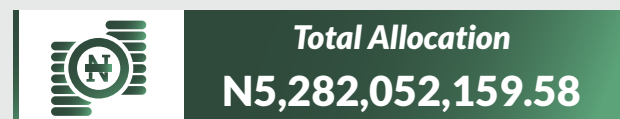
OYO STATE



LGAs



Dist. of N72Bn Being FGN Inter. Fund =N498,177,833.97
 Dist. of N39.542Bn from FOREX =N273,596,772.36
 Dist. of N45 Bn from Non-Oil Rev. =N357,886,374.98


















Total Allocation

AFIJO	▶		N146,151,882.74
AKINYELE	▶		N169,521,414.75
ATIBA	▶		N164,958,176.63
ATIGBO	▶		N167,181,247.56
EGBEDA	▶		N185,847,323.78
IBADAN NORTH	▶		N191,752,215.58
IBADAN NORTH EAST	▶		N204,693,489.79
IBADAN NORTH WEST	▶		N151,040,591.27
IBADAN SOUTH EAST	▶		N181,029,640.55
IBADAN SOUTH WEST	▶		N188,270,538.05
IBARAPA CENTRAL	▶		N135,912,119.52
IBARAPA NORTH	▶		N139,600,627.78
IDDO	▶		N137,958,880.66
SAKI WEST	▶		N200,086,849.28
IBARAPA EAST (IFELOJU)	▶		N140,623,555.97
IREPO	▶		N145,670,512.61
ISEYIN	▶		N189,067,113.78
ITESIWAJU	▶		N159,011,219.95



Total Allocation

IWAJOWA	▶		N147,375,791.11
IYAMAPO/OLORUNSOGO	▶		N135,391,642.81
KAJOLA	▶		N168,800,482.02
LAGEMU	▶		N155,177,871.00
OGBOMOSHO NORTH	▶		N163,909,639.75
OGBOMOSHO SOUTH	▶		N138,547,373.15
OGO-OLUWA	▶		N127,106,376.67
OLUYOLE	▶		N168,490,811.52
ONA-ARA	▶		N184,783,599.39
ORELOPE	▶		N140,046,395.53
ORI IRE	▶		N163,736,772.48
OYO EAST	▶		N143,420,861.46
OYO WEST	▶		N145,065,322.95
SAKI EAST	▶		N142,023,632.99
IFEDAPO	▶		N159,798,186.49

FEDERATION ACCOUNT ALLOCATION COMMITTEE (FAAC) OCTOBER 2020 DISBURSEMENT

Distribution of Revenue Allocation to State Governments and Local Governments by FAAC for the month of September, 2020 Shared in October, 2020




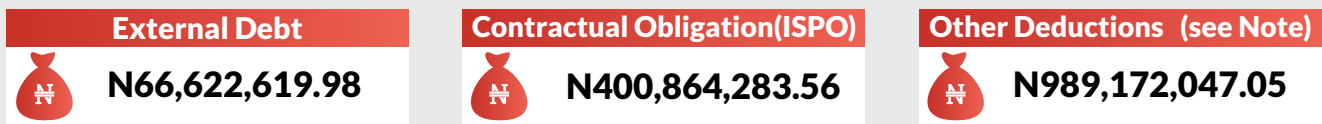
PLATEAU STATE

 **17**
No. of LGCs


BENEFICIARIES



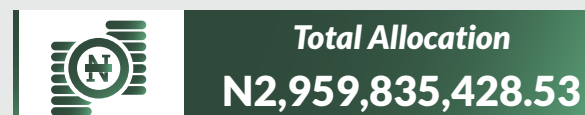
DEDUCTIONS



LGAs



Dist. of N72Bn Being FGN Inter. Fund =N312,290,753.07
Dist. of N39.542Bn from FOREX =N171,508,518.15
Dist. of N45 Bn from Non-Oil Rev. =N224,346,805.37





Total Allocation


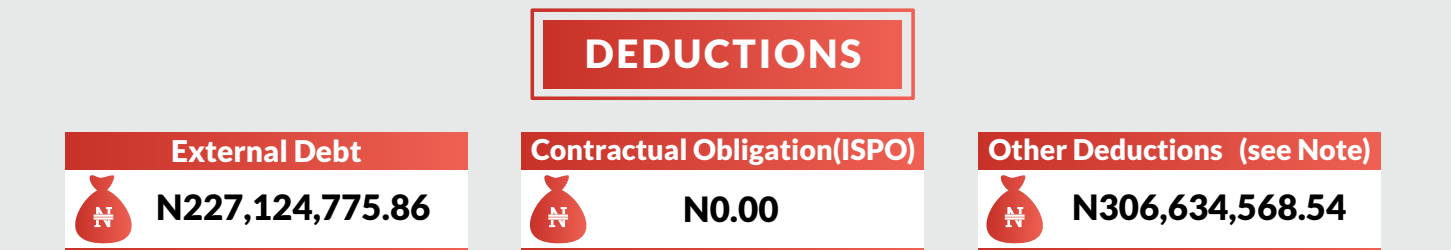
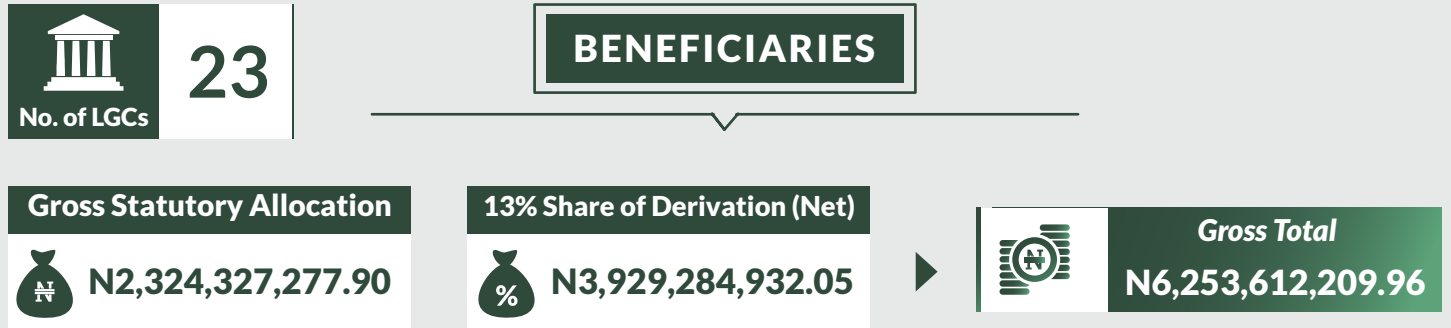
BARKIN LADI	▶		N171,809,192.45
BASSA	▶		N174,096,276.48
BOKKOS	▶		N172,692,079.02
JOS EAST	▶		N132,009,390.82
JOS NORTH	▶		N239,484,276.77
JOS SOUTH	▶		N203,987,482.34
KANAM	▶		N171,803,052.13
KANKE	▶		N152,079,825.64
LANGTANG NORTH	▶		N156,955,467.72
LANGTANG SOUTH	▶		N147,456,808.48
MANGU	▶		N209,129,353.82
MIKANG	▶		N138,709,332.46
PANKSHIN	▶		N183,156,203.23
QUAN-PAN	▶		N183,472,779.13
RIYOM	▶		N147,697,369.76
SHENDAM	▶		N185,542,034.41
WASE	▶		N189,754,503.88

FEDERATION ACCOUNT ALLOCATION COMMITTEE (FAAC) OCTOBER 2020 DISBURSEMENT


Distribution of Revenue Allocation to State Governments and Local Governments by FAAC for the month of September, 2020 Shared in October, 2020



RIVERS STATE



LGAs



Dist. of N72Bn Being FGN Inter. Fund =N387,101,700.86
 Dist. of N39.542Bn from FOREX =N212,594,316.14
 Dist. of N45 Bn from Non-Oil Rev. =N278,090,302.34





Total Allocation

AHOADA	▶		N154,993,909.86
AHOADA WEST	▶		N187,986,772.78
AKUKUTORU	▶		N168,949,271.67
ANDONI	▶		N182,118,474.15
ASARITORU	▶		N174,249,149.34
BONNY	▶		N173,760,900.37
DEGEMA	▶		N186,668,827.38
ELEME	▶		N177,006,773.69
EMOHUA	▶		N172,597,993.97
ETCHE	▶		N196,917,920.25
GONAKA	▶		N180,303,391.35
IKWERRE	▶		N171,342,404.18
KHANA	▶		N202,936,336.85
OBIO/AKPOR	▶		N250,094,157.83
OBUA/ODUAL	▶		N200,299,046.75
OGBA/EGBEMA/NDONI	▶		N201,611,338.03
OGU/BOLO	▶		N138,807,530.58
OKRIKA	▶		N174,687,262.02



Total Allocation


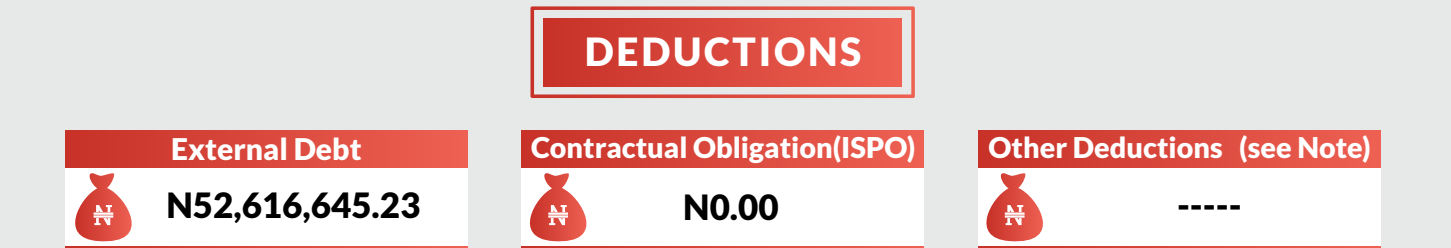
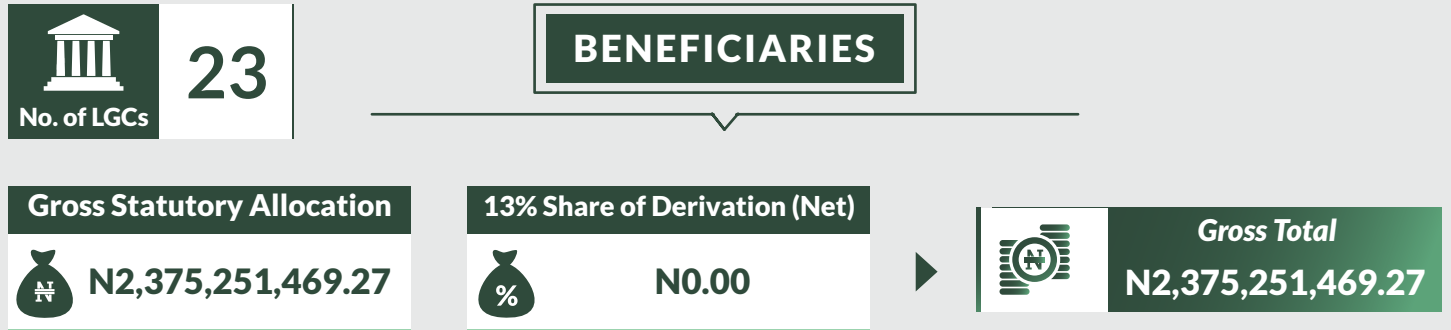
OMUMMA	▶		N139,066,666.85
OPOBO/NKORO	▶		N151,487,832.13
OYIGBO	▶		N151,834,169.68
PORT HARCOURT	▶		N279,533,766.95
TAI	▶		N161,337,951.29

FEDERATION ACCOUNT ALLOCATION COMMITTEE (FAAC) OCTOBER 2020 DISBURSEMENT


Distribution of Revenue Allocation to State Governments and Local Governments by FAAC for the month of September, 2020 Shared in October, 2020



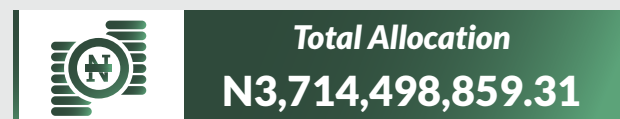
SOKOTO STATE



LGAs





Dist. of N72Bn Being FGN Inter. Fund =N389,871,326.79
 Dist. of N39.542Bn from FOREX =N214,115,380.84
 Dist. of N45 Bn from Non-Oil Rev. =N280,079,976.15





Total Allocation

BINJI	▶		N138,458,238.82
BODINGA	▶		N159,765,810.00
DANGE-SHUNI	▶		N170,826,325.68
GADA	▶		N187,050,791.96
GORONYO	▶		N172,333,538.70
GUDU	▶		N151,551,489.76
GWADABAWA	▶		N181,724,116.91
ILLELA	▶		N153,999,563.29
ISA	▶		N168,700,220.21
KEBBE	▶		N153,963,765.70
KWARE	▶		N146,355,624.06
RABAH	▶		N168,590,730.95
SABON BIRNI	▶		N180,742,523.52
SHAGARI	▶		N162,238,632.78
SILAME	▶		N144,293,358.09
SOKOTO NORTH	▶		N169,196,516.00
SOKOTO SOUTH	▶		N164,458,871.23
TAMBUWAL	▶		N181,889,399.71



Total Allocation

TANGAZA	▶		N160,342,053.25
TURETA	▶		N144,620,559.86
WAMAKKO	▶		N159,130,417.13
WURNO	▶		N152,990,462.04
YABO	▶		N141,275,849.68

FEDERATION ACCOUNT ALLOCATION COMMITTEE (FAAC) OCTOBER 2020 DISBURSEMENT

Distribution of Revenue Allocation to State Governments and Local Governments by FAAC for the month of September, 2020 Shared in October, 2020



TARABA STATE

No. of LGCs **16**

BENEFICIARIES

Gross Statutory Allocation N2,076,069,024.32	13% Share of Derivation (Net) N0.00	Gross Total N2,076,069,024.32
---	--	--

DEDUCTIONS

External Debt N54,077,385.37	Contractual Obligation (ISPO) N0.00	Other Deductions (see Note) N315,445,042.45
---	--	--

Net Statutory Allocation N1,706,546,596.50		Gross VAT Allocation N1,254,564,020.44
Dist. of N72Bn Being FGN Inter. Fund =N425,169,733.31		Deductions -----
Dist. of N39.542Bn from FOREX =N233,501,088.98		
Dist. of N45 Bn from Non-Oil Rev. =N305,438,026.80		
Total Gross Amount N4,294,741,893.86	Total Net Amount N 3,925,219,466.04	Net VAT Allocation N1,254,564,020.44

LGAs

Gross Statutory Allocation		N1,426,836,858.91
Deduction		N(106,033,334.56)
Value Added Tax		N710,830,887.99

Dist. of N72Bn Being FGN Inter. Fund =N292,209,863.77
Dist. of N39.542Bn from FOREX =N160,480,194.27
Dist. of N45 Bn from Non-Oil Rev. =N209,920,879.15

Total Allocation
N2,694,245,349.53



Total Allocation


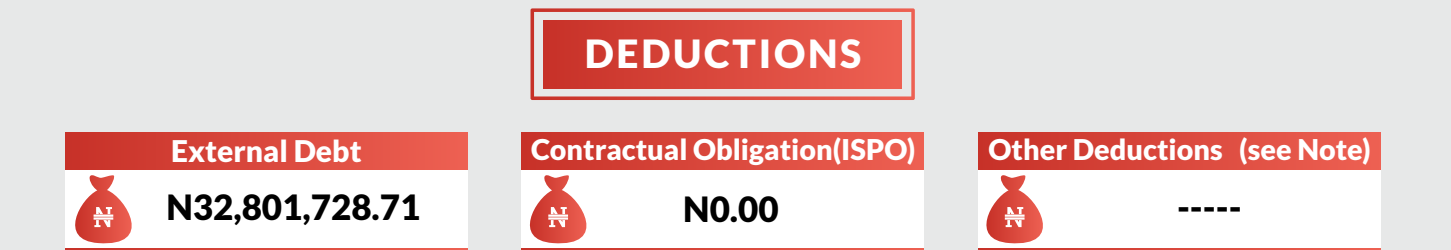
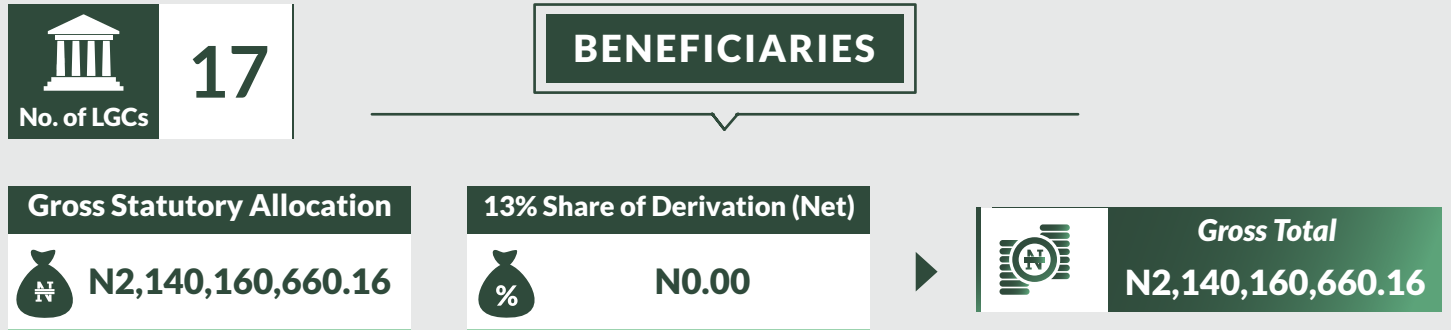
ARDO KOLA	▶		N136,896,594.65
BALI	▶		N223,455,575.30
DONGA	▶		N159,925,158.40
GASHAKA	▶		N179,219,100.36
GASSOL	▶		N206,561,232.99
IBI	▶		N141,875,867.57
JALINGO	▶		N143,198,759.21
KARIM LAMIDU	▶		N207,151,205.91
KURMI	▶		N149,511,754.54
LAU	▶		N141,047,124.61
SARDAUNA	▶		N206,829,982.73
TAKUM	▶		N164,439,774.26
USSA	▶		N144,243,698.29
WUKARI	▶		N204,408,291.36
YORRO	▶		N136,451,578.52
ZING	▶		N149,029,650.84

FEDERATION ACCOUNT ALLOCATION COMMITTEE (FAAC) OCTOBER 2020 DISBURSEMENT


Distribution of Revenue Allocation to State Governments and Local Governments by FAAC for the month of September, 2020 Shared in October, 2020



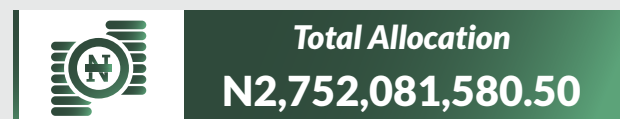
YOBE STATE



LGAs



Dist. of N72Bn Being FGN Inter. Fund =N293,791,409.51
 Dist. of N39.542Bn from FOREX =N161,348,771.28
 Dist. of N45 Bn from Non-Oil Rev. =N211,057,047.06






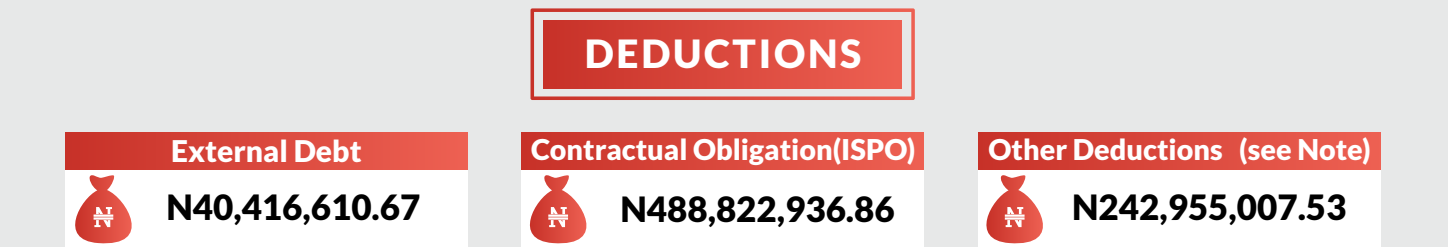
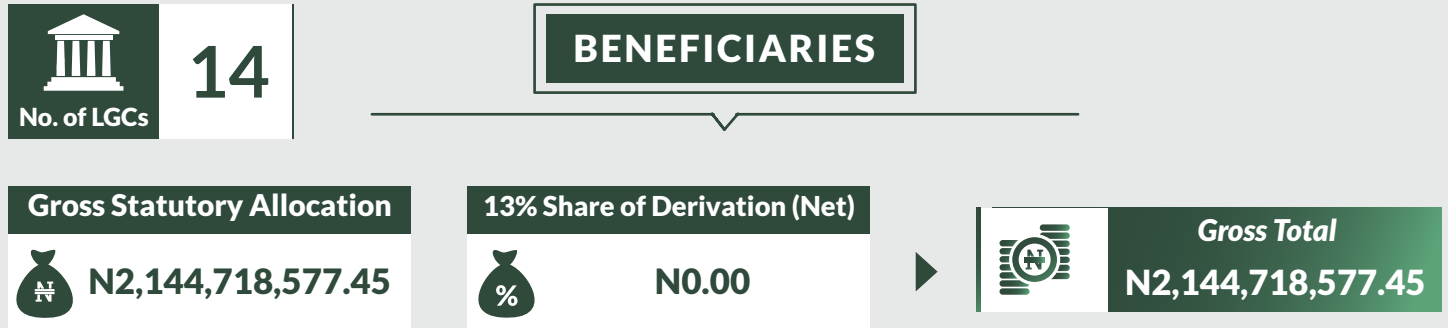
Total Allocation

BADE	▶		N155,261,747.28
BURSARI	▶		N164,660,326.58
DAMATURU	▶		N141,571,368.81
FIKA	▶		N159,337,028.41
FUNE	▶		N224,262,085.98
GEIDAM	▶		N181,001,675.92
GUJBA	▶		N167,152,441.06
GULAMI	▶		N147,533,694.63
JAKUSKO	▶		N195,827,870.85
KARASUWA	▶		N140,017,143.30
MACHINA	▶		N131,114,399.90
NANGERE	▶		N140,940,088.93
NGURU	▶		N156,570,611.96
POTISKUM	▶		N173,769,488.92
TARMUA	▶		N151,710,908.17
YUNUSARI	▶		N161,552,167.28
YUSUFARI	▶		N159,798,532.51


FEDERATION ACCOUNT ALLOCATION COMMITTEE (FAAC) OCTOBER 2020 DISBURSEMENT

Distribution of Revenue Allocation to State Governments and Local Governments by FAAC for the month of September, 2020 Shared in October, 2020

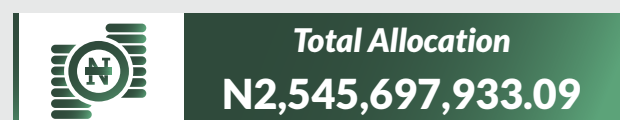
ZAMFARA STATE



LGAs



Dist. of N72Bn Being FGN Inter. Fund =N265,460,177.90
 Dist. of N39.542Bn from FOREX =N145,789,400.72
 Dist. of N45 Bn from Non-Oil Rev. =N190,704,150.79





Total Allocation

ANKA	▶		N154,012,710.97
BAKURA	▶		N154,723,033.41
BUKKUYUM	▶		N177,531,973.11
BUNGUDU	▶		N195,945,039.29
GUMMI	▶		N171,582,816.91
GUSAU	▶		N239,047,113.71
KAURA NAMODA	▶		N186,175,636.40
KIYAWA	▶		N163,477,618.70
MARADUN	▶		N176,601,017.41
MARU	▶		N227,019,433.66
SHINKAFI	▶		N145,851,295.08
TALATA MAFARA	▶		N170,652,587.99
TSAFE	▶		N183,184,722.31
ZURMI	▶		N199,892,934.14

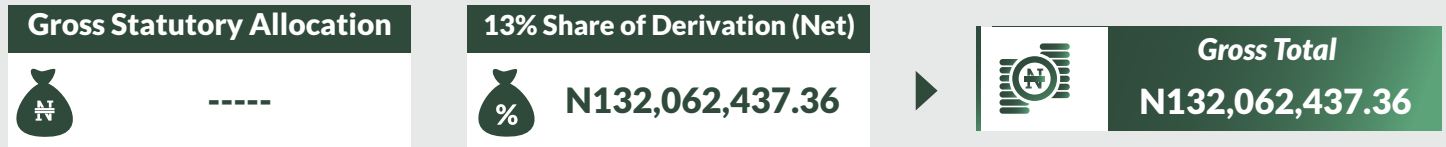
FEDERATION ACCOUNT ALLOCATION COMMITTEE (FAAC) OCTOBER 2020 DISBURSEMENT

Distribution of Revenue Allocation to State Governments and Local Governments by FAAC for the month of September, 2020 Shared in October, 2020




SUKO DERIVATION

BENEFICIARIES



DEDUCTIONS



APPENDIX

Federal Ministry of Finance, Abuja

Summary of Gross Revenue Allocation by Federation Account Allocation Committee for the Month of September, 2020 Shared in October, 2020

S/n	Beneficiaries	Statutory	Distribution of ₦ ⁴⁵ 72Billion Being FGN Intervention Fund	Distribution of ₦ ⁴⁵ 39,542 FOREX	Distribution of ₦ ⁴⁵ Billion from Non-Oil Revenue	VAT	Total
		₦	₦	₦	₦	₦	₦
1	FGN (see Table II)	161,130,206,366.56	32,998,752,000.00	18,122,749,394.76	23,706,000,000.00	19,789,261,288.23	255,746,969,049.55
2	State (see Table III)	81,727,393,965.73	16,737,408,000.00	9,192,100,680.11	12,024,000,000.00	65,964,204,294.12	185,645,106,939.95
3	LGCs (see Table IV)	63,008,395,048.43	12,903,840,000.00	7,086,724,326.73	9,270,000,000.00	46,174,943,005.88	138,443,902,381.03
4	13% Derivation Fund	21,687,908,452.23	9,360,000,000.00	5,140,465,140.47	-	-	36,188,373,592.70
5	Cost of Collection - NCS	5,839,163,177.64	-	-	-	659,866,944.33	6,499,030,121.97
	Cost of Collections - FIRS	3,526,222,857.61	-	-	-	5,014,473,210.00	8,540,696,067.61
6	Cost of Collections - DPR	2,774,301,962.05	-	-	-	-	2,774,301,962.05
7	FIRS Refund	100,000,000.00	-	-	-	-	100,000,000.00
8	Police Trust Fund	1,707,505,486.58	-	-	-	-	1,707,505,486.58
9	North East Development Commission	-	-	-	-	4,255,755,115.75	4,255,755,115.75
	Total	341,501,097,316.82	72,000,000,000.00	39,542,039,542.06	45,000,000,000.00	141,858,503,858.31	639,901,640,717.19

Distribution of Revenue Allocation to FGN by Federation Account Allocation Committee for the Month of September, 2020 Shared in October, 2020

1	2	3	4= 2-3	5	6	7	8	9 (4 + 5 + 6 + 7 + 8)	
S/n	Beneficiaries	Gross Statutory Allocation	Less Deductions	Net Statutory Allocation	Distribution of ₦ ⁴⁵ 72Billion Being FGN Intervention Fund	Distribution of ₦ ⁴⁵ 39,542Billion from FOREX	Distribution of ₦ ⁴⁵ Billion from Non-Oil Revenue	VAT	Total Net Amount
		₦	₦	₦	₦	₦	₦	₦	₦
1	FGN (CRF Account)	148,345,007,759.64	54,952,095,630.66	93,392,912,128.98	30,380,400,000.00	16,684,763,584.77	21,825,000,000.00	18,469,977,202.35	180,753,052,916.11
2	Share of Derivation & Ecology	3,058,659,953.81	-	3,058,659,953.81	626,400,000.00	344,015,744.02	450,000,000.00	-	4,479,075,697.82
3	Stabilization	1,529,329,976.90	-	1,529,329,976.90	313,200,000.00	172,007,872.01	225,000,000.00	-	2,239,537,848.91
4	Development of Natural Resources	5,138,548,722.40	-	5,138,548,722.40	1,052,352,000.00	577,946,449.95	756,000,000.00	-	7,524,847,172.34
5	FCT-Abuja	3,058,659,953.81	56,529,997.31	3,002,129,956.50	626,400,000.00	344,015,744.02	450,000,000.00	1,319,284,085.88	5,741,829,786.39
	Sub-total	161,130,206,366.56	55,008,625,627.97	106,121,580,738.59	32,998,752,000.00	18,122,749,394.76	23,706,000,000.00	19,789,261,288.23	200,738,343,421.58

Source: Office of the Accountant-General of the Federation

The above information is also available on the Federal Ministry of Finance website www.fmf.gov.ng and Office of Accountant-General of the Federation website www.oagf.gov.ng. In addition, you would find on these websites details of the Capital and Recurrent allocations to all arms of Government including Federal Ministries and Agencies. The Budget Office website www.budgetoffice.gov.ng also contains information about the Budget.

.....
Dr. (Mrs) Zainab S. Ahmed
 Hon. Minister of Finance,
 Budget & National Planning
 Abuja, Nigeria.

EBONYI	1	ABAKALI	81,477,061.79	(7,441,854.03)	16,686,141.08	9,163,945.14	11,987,170.32	49,714,116.56	161,586,580.86
	2	AFIKPO NORTH	76,506,833.00	(7,392,151.74)	15,668,260.26	8,604,930.09	11,255,934.09	50,197,857.52	154,841,663.22
	3	AFIKPO SOUTH EDDA	77,165,450.74	(7,398,737.92)	15,803,142.25	8,679,006.61	11,352,832.08	50,243,480.39	155,845,174.15
	4	EBONYI	74,409,056.63	(7,371,173.98)	15,238,644.96	8,368,987.52	10,947,302.41	47,251,273.33	148,844,090.87
	5	EZZA NORTH	74,167,595.15	(7,368,759.36)	15,189,194.71	8,341,829.69	10,911,777.81	49,110,034.14	150,351,672.15
	6	EZZA SOUTH	77,089,203.26	(7,397,975.44)	15,787,527.10	8,670,430.85	11,341,614.30	47,881,482.51	153,372,282.59
	7	IKWO	90,072,861.37	(7,527,812.02)	18,446,522.73	10,130,737.93	13,251,812.31	55,937,135.31	180,311,257.64
	8	ISHIELU	79,784,140.83	(7,424,924.82)	16,339,438.37	8,973,537.75	11,738,102.28	49,647,315.18	159,057,609.58
	9	IWO	72,185,532.57	(7,348,938.74)	14,783,277.08	8,118,901.76	10,620,170.32	46,665,598.41	145,024,541.41
	10	IZZI	100,265,392.47	(7,629,737.33)	20,533,907.92	11,277,119.43	14,751,370.63	57,863,786.12	197,061,839.24
	11	OHAOZARA	77,784,394.26	(7,404,927.35)	15,929,899.14	8,748,620.86	11,443,893.06	49,407,621.92	155,909,501.89
	12	OHAIKWU	85,829,104.04	(7,485,374.45)	17,577,420.04	9,653,431.09	12,627,456.93	54,129,341.49	172,331,379.13
	13	ONICHA	94,004,165.25	(7,567,125.06)	19,251,636.34	10,572,902.30	13,830,198.52	58,136,533.68	188,228,311.03
EBONYI TOTAL			1,060,740,791.39	(96,759,492.24)	217,235,011.99	119,304,381.03	156,059,635.05	666,185,576.57	2,122,765,903.78
EDO	1	AKOKO EDO	97,596,301.86	(6,627,083.41)	19,987,289.99	10,976,919.60	14,358,685.34	57,333,796.08	193,625,909.47
	2	EGOR	92,695,249.96	(6,627,083.41)	18,983,576.29	10,425,685.06	13,637,626.65	65,032,185.20	194,147,239.75
	3	ESAN CENTRAL	61,338,144.70	(6,627,083.41)	12,561,780.13	6,898,866.76	9,024,267.34	41,816,082.61	125,012,058.13
	4	ESAN NORTH EAST	63,149,427.20	(6,627,083.41)	12,932,722.76	7,102,586.59	9,290,749.11	43,205,155.48	129,053,557.73
	5	ESAN SOUTH EAST	75,611,644.83	(6,627,083.41)	15,484,929.69	8,504,245.86	11,124,231.10	47,992,587.81	152,090,555.87
	6	ESAN WEST	64,267,164.59	(6,627,083.41)	13,161,630.42	7,228,301.54	9,455,194.27	43,848,032.18	131,333,239.58
	7	ETSAKO CENTRAL	64,326,276.43	(6,627,083.41)	13,173,736.26	7,234,950.00	9,463,890.99	40,753,693.23	128,325,463.51
	8	ETSAKO EAST	74,623,843.40	(6,627,083.41)	15,282,632.33	8,393,145.17	10,978,902.54	45,842,572.98	148,494,013.01
	9	ETSAKO WEST	82,132,699.09	(6,627,083.41)	16,820,412.69	9,237,686.44	12,083,629.81	50,950,454.01	164,597,798.63
	10	IGUEBEN	59,763,591.10	(6,627,083.41)	12,239,318.54	6,721,772.47	8,792,613.89	38,285,901.76	119,176,114.34
	11	IKPOBA OKHA	102,547,657.30	(6,627,083.41)	21,001,305.64	11,533,811.92	15,087,144.86	68,120,586.25	211,663,422.55
	12	OREDO	105,537,854.01	(6,627,083.41)	21,613,684.67	11,870,127.41	15,527,072.32	68,473,396.51	216,395,051.52
	13	ORHIONWON	82,721,337.19	(6,627,083.41)	16,940,963.17	9,303,892.16	12,170,232.16	49,476,667.09	163,986,008.35
	14	OVI NORTH EAST	78,889,288.74	(6,627,083.41)	16,156,176.63	8,872,891.32	11,606,448.73	46,619,745.20	155,517,467.20
	15	OVI SOUTH WEST	86,101,167.63	(6,627,083.41)	17,633,137.46	9,684,030.81	12,667,483.81	44,789,585.28	164,248,321.58
	16	OWAN EAST	75,528,610.13	(6,627,083.41)	15,467,924.55	8,494,906.72	11,112,014.76	46,672,790.44	150,649,163.20
	17	OWAN WEST	61,943,716.12	(6,627,083.41)	12,685,798.48	6,966,977.01	9,113,360.97	41,032,081.80	125,114,850.97
	18	UHUNWODE	77,082,705.45	(6,627,083.41)	15,786,196.38	8,669,700.02	11,340,658.32	43,350,337.15	149,602,513.90
EDO TOTAL			1,405,856,679.73	(119,287,501.38)	287,913,216.08	158,120,496.87	206,834,206.95	883,595,651.05	2,823,032,749.30
EKITI	1	ADO EKITI	90,573,819.08	(6,627,083.41)	18,549,116.65	10,187,082.00	13,325,514.83	63,328,428.38	189,336,877.53
	2	AIYEKIRE	68,920,555.93	(6,627,083.41)	14,114,624.34	7,751,681.02	10,139,816.34	47,451,669.85	141,751,264.07
	3	EFON	65,714,781.01	(6,627,083.41)	13,458,095.85	7,391,118.86	9,668,172.31	41,389,865.10	130,994,949.72
	4	EKITI EAST	67,854,078.96	(6,627,083.41)	13,896,214.59	7,631,731.48	9,982,912.78	46,438,466.09	139,176,320.48
	5	EKITI SOUTH WEST	71,870,692.41	(6,627,083.41)	14,718,799.21	8,083,490.84	10,573,850.01	49,142,388.07	147,762,137.14
	6	EKITI WEST	73,265,577.82	(6,627,083.41)	15,004,465.56	8,240,377.37	10,779,070.09	50,588,761.69	151,251,169.11
	7	EMURE	60,371,291.07	(6,627,083.41)	12,363,772.79	6,790,122.12	8,882,020.69	42,076,979.16	123,857,102.42
	8	IDO-OSI	74,372,601.12	(6,627,083.41)	15,231,179.03	8,364,887.27	10,941,938.96	48,532,466.72	150,815,989.68
	9	IJERO	79,575,727.04	(6,627,083.41)	16,296,756.15	8,950,096.89	11,707,439.76	54,697,096.12	164,600,032.55
	10	IKERE	69,487,084.65	(6,627,083.41)	14,230,646.91	7,815,400.04	10,223,165.88	47,368,737.17	142,497,951.25
	11	IKOLE	74,466,868.39	(6,627,083.41)	15,250,484.55	8,375,489.76	10,955,807.86	49,455,018.54	151,876,585.69
	12	ILEJEMEJI	52,257,890.91	(6,627,083.41)	10,702,184.41	5,877,586.10	7,688,350.87	37,093,695.07	106,992,623.95
	13	IREPODUN/IFELODUN	66,233,350.40	(6,627,083.41)	13,564,296.56	7,449,443.76	9,744,465.92	45,566,980.21	135,931,453.44
	14	ISE/ORUN	64,632,963.22	(6,627,083.41)	13,236,544.36	7,269,443.90	9,509,011.75	44,043,413.89	132,064,293.71
	15	MOBA	69,319,724.89	(6,627,083.41)	14,196,372.37	7,796,576.64	10,198,543.37	47,283,726.23	142,167,860.09
	16	OYE	67,384,179.30	(6,627,083.41)	13,799,981.22	7,578,880.60	9,913,779.61	46,067,842.13	138,117,579.43
EKITI TOTAL			1,116,301,186.18	(106,033,334.56)	228,613,534.55	125,553,408.65	164,233,861.03	760,525,534.42	2,289,194,190.27
ENUGU	1	AGWU	84,410,288.65	(6,627,083.41)	17,286,852.94	9,493,853.09	12,418,716.19	51,913,482.22	168,896,109.68
	2	ANINRI	71,121,734.51	(6,627,083.41)	14,565,415.96	7,999,253.52	10,463,660.89	45,539,047.00	143,062,028.47
	3	ENUGU EAST	96,270,805.79	(6,627,083.41)	19,715,834.27	10,827,837.48	14,163,674.05	59,925,194.56	194,276,262.75
	4	ENUGU NORTH	90,498,093.88	(6,627,083.41)	18,533,608.46	10,178,564.98	13,314,373.90	56,536,929.53	182,434,487.34
	5	ENUGU SOUTH	87,501,234.78	(6,627,083.41)	17,919,865.00	9,841,500.15	12,873,466.24	51,971,772.62	173,480,755.37
	6	EZEAGU	84,129,661.74	(6,627,083.41)	17,229,381.79	9,462,290.22	12,377,429.45	49,101,292.52	165,672,972.30
	7	IGBO ETITI	84,944,534.51	(6,627,083.41)	17,396,264.12	9,553,941.16	12,497,316.18	53,013,379.34	170,778,351.91
	8	IGBO EZE NORTH	91,936,937.37	(6,627,083.41)	18,828,277.23	10,340,395.59	13,526,061.23	57,979,740.41	185,984,328.42
	9	IGBO EZE SOUTH	83,655,841.44	(6,627,083.41)	17,132,345.49	9,408,998.37	12,307,719.46	46,885,465.96	162,763,287.31
	10	ISI UZO	78,232,224.86	(6,627,083.41)	16,021,612.86	8,798,989.57	11,509,779.35	46,993,040.92	154,928,564.16
	11	NKANU EAST	81,903,880.68	(6,627,083.41)	16,773,551.70	9,211,950.62	12,049,965.30	47,028,569.36	160,340,834.24
	12	NKANU WEST	79,522,926.41	(6,627,083.41)	16,285,942.82	8,944,158.26	11,699,671.56	46,822,821.11	156,648,436.75
	13	NSUKKA	102,992,592.72	(6,627,083.41)	21,092,426.44	11,583,855.00	15,152,605.20	62,947,981.81	207,142,377.77
	14	OJI RIVER	70,667,405.54	(6,627,083.41)	14,472,371.40	7,948,153.92	10,396,818.53	44,832,832.70	141,690,498.68
	15	UDENU	78,217,389.74	(6,627,083.41)	16,018,574.69	8,797,321.03	11,507,596.76	49,967,038.42	157,880,837.23
	16	UDI	88,814,803.12	(6,627,083.41)	18,188,877.98	9,989,240.73	13,066,722.68	55,463,159.18	178,895,720.28
	17	UZO UWANI	73,550,931.76	(6,627,083.41)	15,062,904.78	8,272,471.90	10,821,052.29	44,624,313.42	145,704,590.74
ENUGU TOTAL			1,428,371,287.48	(112,660,417.97)	292,524,107.94	160,652,775.60	210,146,629.27	871,546,061.08	2,850,580,443.39

GOMBE	1	AKKO	117,351,806.86	(6,627,083.41)	24,033,129.84	13,198,874.59	17,265,179.48	64,165,222.27	229,387,129.64
	2	BALANGA	85,224,695.45	(6,627,083.41)	17,453,639.84	9,585,451.62	12,538,534.37	51,764,510.73	169,939,748.59
	3	BILLIRE	85,776,783.51	(6,627,083.41)	17,566,705.03	9,647,546.46	12,619,759.36	50,734,779.81	169,718,490.75
	4	DUKKU	93,465,380.22	(6,627,083.41)	19,141,295.55	10,512,303.69	13,750,930.71	51,234,157.24	181,476,984.01
	5	FUNAKAYE	90,907,873.74	(6,627,083.41)	18,617,529.56	10,224,654.03	13,374,662.04	54,093,949.12	180,591,585.08
	6	GOMBE	98,987,126.56	(6,627,083.41)	20,272,124.73	11,133,349.41	14,563,307.99	57,252,219.47	195,581,044.75
	7	KALTUNGO	77,615,054.35	(6,627,083.41)	15,895,219.08	8,729,574.74	11,418,979.22	45,555,050.18	152,586,794.16
	8	KWAMI	83,256,442.60	(6,627,083.41)	17,050,550.38	9,364,076.91	12,248,958.61	50,057,265.35	165,350,210.44
	9	NAFADA	75,903,444.16	(6,627,083.41)	15,544,688.90	8,537,065.32	11,167,161.56	44,405,076.77	148,930,353.30
	10	SHOMGOM	71,984,807.89	(6,627,083.41)	14,742,169.56	8,096,325.72	10,590,639.05	45,724,775.17	144,511,633.97
	11	YAMALTU/DEBA	98,247,588.46	(6,627,083.41)	20,120,670.60	11,050,171.56	14,454,504.74	55,990,217.67	193,236,069.62
GOMBE TOTAL			978,721,003.79	(72,897,917.51)	200,437,723.07	110,079,394.05	143,992,617.15	570,977,223.78	1,931,310,044.32
IMO	1	ABOH MBAISE	76,799,764.12	(6,627,083.41)	15,728,251.25	8,637,876.85	11,299,031.07	49,239,425.69	155,077,265.57
	2	AHIAZU MBAISE	72,272,449.23	(6,627,083.41)	14,801,077.23	8,128,677.52	10,632,957.78	46,790,041.71	145,998,120.06
	3	EHIME MBANO	66,395,945.87	(6,627,083.41)	13,597,595.39	7,467,731.31	9,768,387.49	42,834,311.32	133,436,887.98
	4	EZINIHITE MBAISE	70,617,210.31	(6,627,083.41)	14,462,091.64	7,942,508.32	10,389,433.65	46,264,636.47	143,048,796.98
	5	IDEATO NORTH	75,723,280.15	(6,627,083.41)	15,507,792.11	8,516,801.79	11,140,655.25	45,553,374.95	149,814,820.84
	6	IDEATO SOUTH	75,976,837.53	(6,627,083.41)	15,559,719.53	8,545,320.07	11,177,959.43	45,699,150.41	150,331,903.57
	7	IHITE UBOMA	68,003,276.77	(6,627,083.41)	13,926,769.63	7,648,512.16	10,004,863.24	41,826,154.77	134,782,493.16
	8	IKEDURU	72,029,554.22	(6,627,083.41)	14,751,333.41	8,101,358.46	10,597,222.28	44,653,783.02	143,506,167.97
	9	ISIALA MBANO	81,039,074.06	(6,627,083.41)	16,596,443.13	9,114,683.48	11,922,732.14	49,544,633.78	161,590,483.18
	10	ISU	71,627,199.56	(6,627,083.41)	14,668,932.96	8,056,104.54	10,538,026.55	46,153,300.84	144,416,481.03
	11	MBAITOLI	88,349,144.49	(6,627,083.41)	18,093,513.16	9,936,866.84	12,998,213.47	53,386,356.48	176,137,011.04
	12	NGOR/OKPALA	75,034,520.50	(6,627,083.41)	15,366,737.18	8,439,335.13	11,039,322.69	45,704,395.56	148,957,227.65
	13	NJABA	67,784,243.07	(6,627,083.41)	13,881,912.50	7,623,876.85	9,972,638.29	44,237,536.19	136,873,123.49
	14	NKWANGELE	65,965,109.36	(6,627,083.41)	13,509,361.99	7,419,273.97	9,705,001.43	42,590,956.36	132,562,619.70
	15	NKWERRE	58,764,455.92	(6,627,083.41)	12,034,700.08	6,609,397.03	8,645,617.87	37,808,967.11	117,236,054.60
	16	OBOWO	63,699,902.72	(6,627,083.41)	13,045,457.71	7,164,500.06	9,371,736.86	41,565,876.79	128,220,390.73
	17	OGUTA	74,781,400.86	(6,627,083.41)	15,314,899.40	8,410,866.08	11,002,082.90	44,029,511.74	146,911,677.58
	18	OHAIJ/EGBEMA	80,942,066.86	(6,627,083.41)	16,576,576.49	9,103,772.82	11,908,460.12	47,941,598.56	159,845,391.44
	19	OKIGWE	70,917,094.63	(6,627,083.41)	14,523,506.62	7,976,237.12	10,433,553.60	42,963,559.62	140,186,868.18
	20	ONUJIMO	63,002,410.40	(6,627,083.41)	12,902,614.37	7,086,051.22	9,269,119.52	39,698,703.96	125,331,816.06
	21	ORLU	69,293,994.16	(6,627,083.41)	14,191,102.84	7,793,682.63	10,194,757.78	44,000,712.92	138,847,166.92
	22	ORSU	67,408,027.27	(6,627,083.41)	13,804,865.18	7,581,562.84	9,917,288.20	41,752,821.70	133,837,481.78
	23	ORU	65,200,957.49	(6,627,083.41)	13,352,867.07	7,333,327.75	9,592,576.92	40,943,188.95	129,795,834.77
	24	ORU WEST	67,449,532.06	(6,627,083.41)	13,813,365.17	7,586,231.00	9,923,394.52	41,504,320.56	133,649,759.90
	25	OWERRI MUNICIPAL	68,067,226.60	(6,627,083.41)	13,939,866.28	7,655,704.77	10,014,271.75	42,466,359.41	135,516,345.40
	26	OWERRI NORTH	72,411,958.80	(6,627,083.41)	14,829,648.17	8,144,368.53	10,653,482.88	47,234,691.50	146,647,066.47
	27	OWERRI WEST	64,778,626.73	(6,627,083.41)	13,266,375.60	7,285,827.06	9,530,442.24	39,700,485.33	127,934,673.56
IMO TOTAL			1,914,335,263.76	(178,931,252.07)	392,047,376.08	215,310,456.21	281,643,229.95	1,196,088,855.68	3,820,493,929.62
JIGAWA	1	AUYO	67,646,906.22	(6,627,083.41)	13,853,786.53	7,608,430.20	9,952,432.85	43,821,705.62	136,256,178.01
	2	BABURA	80,006,755.93	(6,627,083.41)	16,385,028.96	8,998,575.87	11,770,854.14	51,352,942.83	161,887,074.32
	3	BIRNIN KUDU	99,290,566.06	(6,627,083.41)	20,334,267.79	11,167,478.07	14,607,951.00	61,771,187.30	200,544,366.81
	4	BIRNIWA	75,101,706.32	(6,627,083.41)	15,380,496.54	8,446,891.70	11,049,207.29	44,843,816.23	148,195,034.67
	5	GAGARAWA	64,443,815.42	(6,627,083.41)	13,197,807.73	7,248,169.93	9,481,183.71	38,714,418.37	126,458,311.77
	6	BUJI	63,217,671.59	(6,627,083.41)	12,946,698.91	7,110,262.22	9,300,789.44	40,394,547.34	126,342,886.09
	7	DUTSE	88,740,255.26	(6,627,083.41)	18,173,610.91	9,980,856.13	13,055,754.96	55,117,769.72	178,441,163.57
	8	GARKI	74,476,945.61	(6,627,083.41)	15,252,548.32	8,376,623.18	10,957,290.46	45,823,965.69	148,260,289.84
	9	GUMEL	65,236,861.74	(6,627,083.41)	13,360,220.10	7,337,365.99	9,597,859.27	41,363,414.78	130,268,638.47
	10	GURI	68,919,193.45	(6,627,083.41)	14,114,345.31	7,751,527.78	10,139,615.88	42,140,982.86	136,438,581.88
	11	GWARAM	95,870,596.94	(6,627,083.41)	19,633,873.28	10,782,824.91	14,104,794.02	57,734,305.60	191,499,311.34
	12	GIWA	70,883,224.54	(6,627,083.41)	14,516,570.17	7,972,427.66	10,428,570.53	43,081,051.48	140,254,760.97
	13	HADEJIA	59,836,995.66	(6,627,083.41)	12,254,351.46	6,730,028.47	8,803,413.41	41,211,701.42	122,209,407.02
	14	JAHUN	82,244,041.11	(6,627,083.41)	16,843,215.04	9,250,209.38	12,100,010.81	53,430,515.27	167,240,908.20
	15	KAFIN HAUSA	92,503,491.50	(6,627,083.41)	18,944,305.01	10,404,117.47	13,609,414.52	57,583,482.93	186,417,728.01
	16	KAUGAMA	67,796,151.76	(6,627,083.41)	13,884,351.35	7,625,216.25	9,974,390.34	43,421,392.15	136,074,418.44
	17	KAZAURE	71,741,180.08	(6,627,083.41)	14,692,275.66	8,068,924.24	10,554,795.74	46,740,480.64	145,170,572.95
	18	KIRI-KASAMMA	74,824,796.67	(6,627,083.41)	15,323,786.67	8,415,746.92	11,008,467.44	49,712,300.91	152,658,015.20
	19	KIYAWA	77,304,983.63	(6,627,083.41)	15,831,717.97	8,694,700.25	11,373,360.61	47,870,562.08	154,448,241.12
	20	MAIGATARI	77,973,415.49	(6,627,083.41)	15,968,609.85	8,769,880.58	11,471,702.48	48,543,722.07	156,100,247.07
	21	MALAM MADORI	73,045,455.79	(6,627,083.41)	14,959,385.55	8,215,619.65	10,746,685.02	46,732,464.47	147,072,527.07
	22	MIGA	67,001,610.41	(6,627,083.41)	13,721,632.81	7,535,852.04	9,857,494.83	43,467,707.78	134,957,214.46
	23	RINGIM	82,225,615.72	(6,627,083.41)	16,839,441.61	9,248,137.03	12,097,300.00	49,761,882.38	163,545,293.32
	24	RONI	60,806,538.16	(6,627,083.41)	12,452,909.47	6,839,075.54	8,946,055.65	38,459,583.48	120,877,078.89
	25	SULE TAKARKAR	76,319,466.52	(6,627,083.41)	15,629,888.43	8,583,856.48	11,228,368.13	43,707,697.92	148,842,194.07
	26	TAURA	69,412,167.99	(6,627,083.41)	14,215,304.31	7,806,973.96	10,212,143.90	43,797,558.15	138,817,064.91
	27	YANKWASHI	64,319,025.75	(6,627,083.41)	13,172,251.36	7,234,134.50	9,462,824.25	40,235,015.74	127,796,168.19
JIGAWA TOTAL			2,011,189,435.34	(178,931,252.07)	411,882,681.08	226,203,906.42	295,892,730.66	1,260,836,175.23	4,027,073,676.67

KADUNA	1	BIRNIN GWARI	120,423,759.48	(6,627,083.41)	24,662,252.12	13,544,385.40	17,717,135.15	59,358,688.16	229,079,136.89
	2	CHIKUN	122,450,050.54	(6,627,083.41)	25,077,227.55	13,772,287.82	18,015,249.68	70,827,446.21	243,515,178.38
	3	GIWA	101,337,195.43	(6,627,083.41)	20,753,408.41	11,397,668.00	14,909,057.77	62,729,832.24	204,500,078.44
	4	GWAGWADA	78,028,190.74	(6,627,083.41)	15,979,827.58	8,776,041.30	11,479,761.19	45,355,634.15	152,992,371.56
	5	IGABI	128,274,823.11	(6,627,083.41)	26,270,115.15	14,427,415.72	18,872,209.16	76,961,198.52	258,178,678.26
	6	IKARA	85,932,560.45	(6,627,083.41)	17,598,607.46	9,665,067.11	12,642,677.77	53,575,469.90	172,787,299.28
	7	JABA	74,933,023.70	(6,627,083.41)	15,345,951.09	8,427,919.51	11,024,390.15	49,760,467.76	152,864,668.79
	8	JEMAA	99,843,341.00	(6,627,083.41)	20,447,473.65	11,229,650.16	14,689,277.05	61,968,593.39	201,551,251.84
	9	KACHIA	110,137,591.06	(6,627,083.41)	22,555,690.43	12,387,472.26	16,203,800.59	58,558,160.20	213,215,631.13
	10	KADUNA NORTH	104,047,080.60	(6,627,083.41)	21,308,380.88	11,702,456.10	15,307,744.89	69,782,771.57	215,521,350.64
	11	KADUNA SOUTH	111,086,534.41	(6,627,083.41)	22,750,029.82	12,494,202.48	16,343,412.23	74,206,111.63	230,253,207.16
	12	KAGARKO	95,998,101.99	(6,627,083.41)	19,659,985.74	10,797,165.75	14,123,552.98	58,228,507.75	192,180,230.80
	13	KAURA	83,169,654.63	(6,627,083.41)	17,032,776.59	9,354,315.63	12,236,190.08	56,411,114.32	171,576,967.84
	14	KAURU	85,637,445.43	(6,627,083.41)	17,538,169.21	9,631,874.73	12,599,259.49	51,208,424.81	169,988,090.25
	15	KUBAU	99,133,726.47	(6,627,083.41)	20,302,147.74	11,149,837.90	14,584,876.25	62,296,167.57	200,839,672.51
	16	KUDAN	76,891,444.55	(6,627,083.41)	15,747,027.00	8,648,188.39	11,312,519.39	48,138,926.08	154,111,022.00
	17	LERE	106,988,527.54	(6,627,083.41)	21,910,776.18	12,033,288.58	15,740,500.13	67,156,932.97	217,202,941.99
	18	MAKARFI	71,961,994.16	(6,627,083.41)	14,737,497.41	8,093,759.80	10,587,282.62	48,858,104.80	147,611,555.38
	19	SABON GARI	94,953,759.51	(6,627,083.41)	19,446,109.03	10,679,705.73	13,969,905.92	62,773,772.70	195,196,169.48
	20	SANGA	79,611,801.96	(6,627,083.41)	16,304,144.14	8,954,154.34	11,712,747.22	49,162,323.24	159,118,087.49
	21	SOBA	101,476,005.35	(6,627,083.41)	20,781,836.07	11,413,280.33	14,929,479.93	63,407,049.80	205,380,568.07
	22	ZANGON KATAF	113,531,191.85	(6,627,083.41)	23,250,684.83	12,769,159.70	16,703,078.18	65,693,141.52	225,320,172.66
	23	ZARIA	115,925,155.69	(6,627,083.41)	23,740,958.01	13,038,415.28	17,055,285.93	74,780,900.40	237,913,631.90
KADUNA TOTAL			2,261,772,959.65	(152,422,918.43)	463,201,076.07	254,387,712.02	332,759,393.73	1,391,199,739.68	4,550,897,962.71
KANO	1	AJINGI	74,391,504.89	(6,627,083.41)	15,235,050.44	8,367,013.43	10,944,720.14	51,036,679.97	153,347,885.46
	2	ALBASU	76,196,451.46	(6,627,083.41)	15,604,695.49	8,570,020.64	11,210,269.75	52,621,703.56	157,576,057.49
	3	BAGWAI	69,476,151.85	(6,627,083.41)	14,228,407.92	7,814,170.40	10,221,557.42	49,919,365.01	145,032,569.19
	4	BEBEJI	75,372,019.73	(6,627,083.41)	15,435,855.53	8,477,294.58	11,088,976.67	52,493,642.83	156,240,705.94
	5	BICHI	91,353,369.10	(6,627,083.41)	18,708,765.04	10,274,760.10	13,440,204.77	61,226,315.27	188,376,330.85
	6	BUNKURE	72,781,678.54	(6,627,083.41)	14,905,365.14	8,185,951.91	10,707,877.25	50,715,439.55	150,669,228.98
	7	DALA	117,477,545.60	(6,627,083.41)	24,058,880.58	13,213,016.77	17,283,678.58	75,247,479.87	240,653,517.98
	8	DANBATTI	80,039,306.39	(6,627,083.41)	16,391,695.15	9,002,236.91	11,775,643.07	54,384,765.20	164,966,563.31
	9	DAWAKIN KUDU	86,039,147.47	(6,627,083.41)	17,620,436.00	9,677,055.24	12,658,359.20	56,108,834.63	175,476,749.12
	10	DAWAKIN TOFA	86,641,741.28	(6,627,083.41)	17,743,844.55	9,744,830.59	12,747,014.76	58,334,161.83	178,584,509.59
	11	DOGUWA	80,304,919.79	(6,627,083.41)	16,446,091.59	9,032,111.17	11,814,720.97	48,764,839.21	159,735,599.32
	12	FAGGE	78,673,437.88	(6,627,083.41)	16,111,971.33	8,848,613.99	11,574,692.05	53,480,225.01	162,061,856.85
	13	GABASAWA	82,202,619.47	(6,627,083.41)	16,834,732.08	9,245,550.58	12,093,916.72	54,690,270.18	168,440,005.62
	14	GARKO	73,325,105.44	(6,627,083.41)	15,016,656.56	8,247,072.60	10,787,827.99	49,885,024.15	150,634,603.33
	15	GARUN MALLAM	72,942,477.31	(6,627,083.41)	14,938,296.01	8,204,037.38	10,731,534.49	45,332,039.93	145,521,301.71
	16	GAYA	78,834,104.20	(6,627,083.41)	16,144,875.08	8,866,684.57	11,598,329.80	53,696,760.45	162,513,670.69
	17	GEZAWA	90,023,082.02	(6,627,083.41)	18,436,328.14	10,125,139.12	13,244,488.61	61,718,171.36	186,920,125.84
	18	GWALE	108,232,201.20	(6,627,083.41)	22,165,475.03	12,173,167.92	15,923,473.44	69,634,382.46	221,501,616.65
	19	GWARZO	74,412,311.99	(6,627,083.41)	15,239,311.64	8,369,353.66	10,947,781.35	52,011,485.31	154,353,160.54
	20	KABO	71,701,218.59	(6,627,083.41)	14,684,091.73	8,064,429.66	10,548,916.47	49,026,799.59	147,398,372.63
	21	KANO MUNICIPAL	104,469,416.37	(6,627,083.41)	21,394,873.38	11,749,957.35	15,369,880.30	69,977,395.19	216,334,439.17
	22	KARAYE	69,528,455.44	(6,627,083.41)	14,239,119.47	7,820,053.12	10,229,252.49	47,797,555.21	142,987,352.32
	23	KIBIYA	70,168,454.20	(6,627,083.41)	14,370,188.37	7,892,035.51	10,323,411.19	47,335,289.65	143,462,295.51
	24	KIRU	90,525,748.68	(6,627,083.41)	18,539,272.04	10,181,675.39	13,318,442.56	60,007,264.28	185,945,319.55
	25	KUMBOTSO	92,497,242.28	(6,627,083.41)	18,943,025.19	10,403,414.60	13,608,495.11	63,094,774.64	191,919,868.42
KANO	26	KUNCHI	70,928,719.19	(6,627,083.41)	14,525,887.28	7,977,544.57	10,435,263.85	44,790,107.54	142,030,439.01
	27	KURA	69,462,884.84	(6,627,083.41)	14,225,690.90	7,812,678.22	10,219,605.53	48,113,649.45	143,207,425.52
	28	MADABI	69,525,764.20	(6,627,083.41)	14,238,568.31	7,819,750.43	10,228,856.55	47,324,106.60	142,509,962.69
	29	MAKODA	82,399,568.47	(6,627,083.41)	16,875,066.36	9,267,701.96	12,122,892.50	55,812,929.25	169,851,075.14
	30	MINJIBIR	83,044,178.46	(6,627,083.41)	17,007,079.63	9,340,202.99	12,217,729.62	54,961,335.34	169,943,442.63
	31	NASSARAWA	143,581,183.77	(6,627,083.41)	29,404,789.97	16,148,963.44	21,124,130.72	92,852,563.32	296,484,547.81
	32	RANO	71,916,644.65	(6,627,083.41)	14,728,210.03	8,088,659.21	10,580,610.65	48,196,582.13	146,883,623.27
	33	RIMIN GADO	71,173,821.10	(6,627,083.41)	14,576,083.06	8,005,111.84	10,471,324.04	44,173,753.46	141,773,010.08
	34	ROGO	85,196,866.47	(6,627,083.41)	17,447,940.59	9,582,321.62	12,534,440.08	56,341,699.30	174,476,184.64
	35	SHANONO	70,295,626.61	(6,627,083.41)	14,396,232.72	7,906,338.94	10,342,121.21	47,718,383.20	144,031,619.27
	36	SUMAILA	88,971,965.85	(6,627,083.41)	18,221,064.21	10,006,917.24	13,089,844.98	58,906,773.37	182,569,482.23
	37	TAKAI	78,131,649.30	(6,627,083.41)	16,001,015.43	8,787,677.57	11,494,982.35	53,867,673.03	161,655,914.26
	38	TARAUNI	81,245,479.33	(6,627,083.41)	16,638,714.02	9,137,898.44	11,953,099.15	55,710,797.36	168,058,904.89
	39	TOFA	63,960,789.71	(6,627,083.41)	13,098,886.21	7,193,842.73	9,410,119.40	43,475,456.35	130,512,010.99
	40	TSANYAWA	70,519,042.10	(6,627,083.41)	14,441,987.22	7,931,467.08	10,374,990.82	49,408,012.81	146,048,416.62
	41	TUDUN WADA	86,952,483.33	(6,627,083.41)	17,807,483.14	9,779,780.59	12,792,732.14	56,737,559.33	177,442,955.12
	42	UNGOGO	101,662,381.68	(6,627,083.41)	20,820,005.11	11,434,242.58	14,956,900.23	70,386,318.61	212,632,764.79
	43	WARAWA	66,345,070.72	(6,627,083.41)	13,587,176.39	7,462,009.25	9,760,902.58	46,548,616.79	137,076,692.32
	44	WUDIL	78,012,567.69	(6,627,083.41)	15,976,628.05	8,774,284.14	11,477,462.68	52,130,441.25	159,744,300.40
	KANO TOTAL			3,600,936,398.66	(291,591,670.04)	737,455,812.08	405,007,040.03	529,781,474.20	2,415,997,422.81

**Office of the Accountant-General of the Federation
Federal Ministry of Finance, Budget & National Planning, Abuja.**

**Summary of Distribution of Revenue Allocation to Local Government Councils by Federation Account Allocation
Committee for the month of September, 2020 Shared in October, 2020**

	1	2	3	4	5	6	7	8	9(3+4+5+6+7+8)	
S/n	Beneficiaries	No. of LGCs	Gross Statutory Allocation	Deduction	Distribution of ₦72 Billion Being FGN Intervention Fund	Distribution of ₦39.542 FOREX	Distribution of ₦45 Billion from Non-Oil Revenue	Value Added Tax	Total Net Amount	S/n
			₦	₦	₦	₦	₦	₦	₦	
1	ABIA	17	1,307,812,903.69	(112,660,417.97)	267,834,285.36	147,093,248.64	192,409,687.76	794,128,550.53	2,596,618,258.00	1
2	ADAMAWA	21	1,649,618,276.27	(139,168,751.61)	337,834,510.49	185,537,021.84	242,697,205.81	969,024,742.88	3,245,543,005.69	2
3	AKWA IBOM	31	2,197,194,607.88	(205,439,585.71)	449,975,715.89	247,124,410.43	323,258,416.59	1,329,654,537.03	4,341,768,102.11	3
4	ANAMBRA	21	1,658,532,988.33	(139,168,751.61)	339,660,204.00	186,539,683.58	244,008,767.24	1,116,411,553.79	3,405,984,445.33	4
5	BAUCHI	20	1,882,763,144.75	(132,541,668.20)	385,581,546.06	211,759,454.74	276,998,237.11	1,079,857,547.90	3,704,418,262.37	5
6	BAYELSA	8	766,353,515.32	(53,016,667.28)	156,945,802.82	86,193,849.18	112,748,421.56	425,468,336.57	1,494,693,258.17	6
7	BENUE	23	2,048,737,694.36	(152,422,918.43)	419,572,398.09	230,427,060.50	301,416,952.65	1,110,504,796.68	3,958,235,983.84	7
8	BORNO	27	2,224,315,178.35	(178,931,252.07)	455,529,888.50	250,174,734.22	327,248,483.12	1,232,972,541.83	4,311,309,573.95	8
9	CROSS RIVER	18	1,433,945,938.66	(119,287,501.38)	293,665,771.79	161,279,771.67	210,966,790.08	830,608,478.75	2,811,179,249.57	9
10	DELTA	25	1,837,396,061.05	(165,677,085.25)	376,290,568.43	206,656,896.33	270,323,684.21	1,213,578,213.78	3,738,568,338.55	10
11	EBONYI	13	1,060,740,791.39	(96,759,492.24)	217,235,011.99	119,304,381.03	156,059,635.05	666,185,576.57	2,122,765,903.77	11
12	EDO	18	1,405,856,679.73	(119,287,501.38)	287,913,216.08	158,120,496.87	206,834,206.95	883,595,651.05	2,823,032,749.30	12
13	EKITI	16	1,116,301,186.18	(106,033,334.56)	228,613,534.55	125,553,408.65	164,233,861.03	760,525,534.42	2,289,194,190.27	13
14	ENUGU	17	1,428,371,287.48	(112,660,417.97)	292,524,107.94	160,652,775.60	210,146,629.27	871,546,061.08	2,850,580,443.39	14
15	GOMBE	11	978,721,003.79	(72,897,917.51)	200,437,723.07	110,079,394.05	143,992,617.15	570,977,223.78	1,931,310,044.32	15
16	IMO	27	1,914,335,263.76	(178,931,252.07)	392,047,376.08	215,310,456.21	281,643,229.95	1,196,088,855.68	3,820,493,929.62	16
17	JIGAWA	27	2,011,189,435.34	(178,931,252.07)	411,882,681.08	226,203,906.42	295,892,730.66	1,260,836,175.23	4,027,073,676.67	17
18	KADUNA	23	2,261,772,959.65	(152,422,918.43)	463,201,076.07	254,387,712.02	332,759,393.73	1,391,199,739.68	4,550,897,962.71	18
19	KANO	44	3,600,936,398.66	(291,591,670.04)	737,455,812.08	405,007,040.03	529,781,474.20	2,415,997,422.81	7,397,586,477.74	19
20	KATSINA	34	2,741,454,173.39	(225,320,835.94)	561,437,662.29	308,338,753.37	403,331,653.95	1,601,635,195.49	5,390,876,602.55	20
21	KEBBI	21	1,730,151,848.73	(139,168,751.61)	354,327,429.14	194,594,850.19	254,545,566.91	957,167,555.00	3,351,618,498.36	21
22	KOGI	21	1,788,238,666.72	(139,168,751.61)	366,223,351.97	201,128,031.46	263,091,488.49	957,985,963.25	3,437,498,750.27	22
23	KWARA	16	1,265,366,165.62	(106,033,334.56)	259,141,381.56	142,319,149.40	186,164,785.60	727,691,180.72	2,474,649,328.33	23
24	LAGOS	20	2,155,546,439.70	(132,541,668.20)	441,446,355.67	242,440,128.49	317,131,002.63	7,616,803,559.14	10,640,825,817.44	24
25	NASSARAWA	13	1,128,924,711.12	(86,152,084.33)	231,198,776.50	126,973,210.59	166,091,075.07	586,087,515.40	2,153,123,204.36	25
26	NIGER	25	2,089,552,558.28	(165,677,085.25)	427,931,101.29	235,017,618.45	307,421,768.17	1,167,600,228.88	4,061,846,189.81	26
27	OGUN	20	1,490,679,240.01	(132,541,668.20)	305,284,500.42	167,660,719.26	219,313,577.89	1,005,682,998.24	3,056,079,367.62	27
28	ONDO	18	1,423,692,966.29	(119,287,501.38)	291,566,008.50	160,126,592.18	209,458,339.44	907,739,025.83	2,873,295,430.86	28
29	OSUN	30	1,928,428,118.38	(198,812,502.30)	394,933,530.24	216,895,517.63	283,716,616.55	1,235,221,877.72	3,860,383,158.21	29
30	OYO	33	2,432,561,607.02	(218,693,752.53)	498,177,833.97	273,596,772.36	357,886,374.98	1,938,523,323.79	5,282,052,159.58	30
31	PLATEAU	17	1,524,890,198.53	(112,660,417.97)	312,290,753.07	171,508,518.15	224,346,805.37	839,459,571.39	2,959,835,428.53	31
32	RIVERS	23	1,890,185,936.26	(152,422,918.43)	387,101,700.86	212,594,316.14	278,090,302.34	1,563,042,510.78	4,178,591,847.95	32
33	SOKOTO	23	1,903,709,793.11	(152,422,918.43)	389,871,326.79	214,115,380.84	280,079,976.15	1,079,145,300.86	3,714,498,859.31	33
34	TARABA	16	1,426,836,858.91	(106,033,334.56)	292,209,863.77	160,480,194.27	209,920,879.15	710,830,887.99	2,694,245,349.53	34
35	YOBE	17	1,434,559,417.39	(112,660,417.97)	293,791,409.51	161,348,771.28	211,057,047.06	763,985,353.23	2,752,081,580.50	35
36	ZAMFARA	14	1,296,220,331.23	(92,779,167.74)	265,460,177.90	145,789,400.72	190,704,150.79	740,303,040.18	2,545,697,933.09	36
37	FCT, ABUJA	6	572,500,703.07	(39,762,500.46)	117,245,606.19	64,390,699.94	84,228,165.36	1,656,876,377.98	2,455,479,052.09	37
	Total LGCs		63,008,395,048.43	(5,139,969,967.25)	12,903,840,000.00	7,086,724,326.73	9,270,000,000.00	46,174,943,005.88	133,303,932,413.78	

METHODOLOGY

The Nigerian government financial system operates a structure where funds flow to the three systems of government from what is termed the FEDERATION ACCOUNT. The Federation Account serves as the central pocket through which our Governments – Federal, State, and Local Government – fund developmental projects as well as maintain their respective workforce.

The Flow of Revenue into the Federation Account included oil revenues and related taxes, revenues generated from the Nigerian Customs Service trade facilitation activities, company income tax (CIT), any sale of national assets, surplus and dividends from State Owned Enterprises (SOE)

Fundamentally, there are two components of the revenue allocation formula used for the disbursement of the Federation Account to the three tiers of government.

These are

1. Vertical Allocation Formula (VAF)
2. Horizontal Allocation Formula (HAF)

The Vertical Allocation Formula: This formula shows the percentage allocated to the three tiers of government i.e. federal, states and local governments. This formula is applied vertically to the total volume of disburseable revenue in the Federation Account at a particular point in time. The VAF allows every tier of government to know what is due to it; the Federal Government on one hand and the 36 States and the FCT and 774 Local Governments on the other.

The Horizontal Allocation Formula: The formula is applicable to States and Local Governments only. It provides the basis for sharing of the volume of revenue already allocated to the 36 States and 774 Local Governments. Through the application of the principles of horizontal allocation formula, the allocation due to each State or Local Government is determined.

Thus, it can conveniently be concluded that the vertical allocation formula is for inter-tier sharing between the three tiers of government while the horizontal allocation formula is for intra tier sharing amongst the 36 States and the 774 Local Governments in Nigeria

The current vertical allocation formula on the net federation account revenue distributable (i.e. after statutory deductions such as 13% derivation and other charges and costs and excluding VAT) is as follows:

Federal Government – 52.68% (This is further divided into general ecological problems (1%), Federal Capital Territory (1%), Development of natural resources (1.68%), statutory stabilization (0.5%) and the balance of 48.5% for the Federal Government).

State Government – 26.72%

Local Government – 20.60%

In addition to the federation account distributable revenue above, there is also a separate sharing ratio for Value Added Tax in which Federal gets 15%, States share 50% and Local Governments share the balance of 35%.

On the other hand, the horizontal allocation formula which is more for the States and Local governments and accordingly which captures factors/principles and percentage is as follows:

Equality – 40%. Here 40% of disburseable revenue from the share of the States 26.72% from the Federation account is divided equally across all 36 States. The remaining 60% of the 26.72% of the State's share of the Federation account is disbursed as follows:

Population – 30%. Here 30% of State's share of 26.72% is shared dependent on each State's share of total population as determined by the National Population Commission.

Landmass/Terrain – 10%. Land mass of a State or local government shall be the proportional areal size (PAS) of the State or the local government to the total areal size of Nigeria, and shall be obtained as follows-

$$\text{for each State - (PAS) = } \frac{\text{Areal size of State} \times 100}{\text{Total areal size of Nigeria}}$$

The allocation due to terrain is made on the basis of the proportional areal size of the three identified major terrain types present in the State or Local Government area respectively, which are-

- (i) wetlands / waterbodies;
- (ii) plains; and
- (iii) highlands;

Internally Generated Revenue (IGR) – 10%. Each State is mandated to contribute 10% of its IGR into a joint State and Local Government account to be shared equally

Social Development Factor – 10%. This comprises of Education (4%), Health (3.0%) and Water (3.0%).

Education as a parameter for allocation to Social Development Factor (SDF) relates to primary school enrolment which attracts 60 per cent of the allocation to education while the remaining 40 per cent is made using secondary school enrolment. Allocation on the basis of primary school enrolment is made solely on direct proportion to school enrollment. 50 per cent of the allocation on the basis of secondary school enrolment is made in direct proportion to school enrollment while the remaining 50 per cent is made in inverse proportion to school enrollment. School enrolment refers to public funded schools only.

Health as a parameter for allocation to social development factor relates to the number of State/Local Government hospital beds there are and 50 per cent of the allocation to health is made in direct proportion to the number of the State hospital beds, while the remaining 50 per cent is made in inverse proportion to the number of State hospital beds.

Water as a parameter for allocation to social development factor shall be represented by mean annual rainfall in the State headquarters and territorial spread of State: 50 per cent of the allocation to water shall be made in direct proportion to the State's territorial spread, while the remaining 50 per cent shall be made in inverse proportion to the mean annual rainfall in each State headquarters, using the most current live year figures, the same year for all the States.

METHODOLOGY

APPROVED STATES REVENUE SHARING TEMPLATE

STATE	EQUALITY 40%	POPULATION 30%	INDICES POPULATION	LANDMASS (50% OF 10%)	INDICES LANDMASS	TERRAIN (50% OF 10%)	REVENUE EFFORT (10%)	INDICES REVENUE	PRIMARY ENROLMENT (24% OF 10%)
ABIA	0.002969	2,833,999	0.001639	4,902.30	0.000070	0.000371	201.58	0.000875	697,051
ADAMAWA	0.002969	3,168,101	0.001833	38,823.29	0.000558	0.000371	137.22	0.000596	706,665
AKWA IBOM	0.002969	3,920,208	0.002268	6,772.13	0.000097	0.000371	143.50	0.000623	1,703,182
ANAMBRA	0.002969	4,182,032	0.002419	4,816.24	0.000069	0.000371	120.29	0.000522	872,088
BAUCHI	0.002969	4,646,465	0.002688	49,933.88	0.000717	0.000371	154.86	0.000673	1,521,363
BAYELSA	0.002969	1,703,358	0.000985	9,415.75	0.000135	0.000371	244.92	0.001064	750,852
BENUE	0.002969	4,219,244	0.002441	31,276.73	0.000449	0.000371	201.23	0.000874	1,352,752
BORNO	0.002969	4,151,193	0.002401	75,540.90	0.001085	0.000371	205.80	0.000894	1,158,720
CROSS RIVER	0.002969	2,888,966	0.001671	21,636.60	0.000311	0.000371	247.73	0.001076	832,139
DELTA	0.002969	4,098,391	0.002371	17,239.27	0.000248	0.000371	116.37	0.000505	664,186
EBONYI	0.002969	2,173,501	0.001257	6,421.26	0.000092	0.000371	215.78	0.000937	920,015
EDO	0.002969	3,218,332	0.001862	19,819.27	0.000285	0.000371	102.17	0.000444	557,264
EKITI	0.002969	2,384,212	0.001379	5,887.91	0.000085	0.000371	221.93	0.000964	526,884
ENUGU	0.002969	3,257,298	0.001884	7,660.19	0.000110	0.000371	247.76	0.001076	976,004
GOMBE	0.002969	2,353,879	0.001362	17,982.06	0.000258	0.000371	236.22	0.001026	604,276
IMO	0.002969	3,934,899	0.002276	5,182.84	0.000074	0.000371	199.58	0.000867	1,109,835
JIGAWA	0.002969	4,348,649	0.002516	24,515.62	0.000352	0.000371	219.71	0.000954	922,798
KADUNA	0.002969	6,066,562	0.003509	45,711.19	0.000656	0.000371	170.42	0.000740	1,552,931
KANO	0.002969	9,383,682	0.005428	21,276.89	0.000306	0.000371	208.81	0.000907	1,806,269
KATSINA	0.002969	5,792,578	0.003351	24,971.24	0.000359	0.000371	156.20	0.000678	1,804,579
KEBBI	0.002969	3,238,628	0.001874	37,727.96	0.000542	0.000371	202.51	0.000879	891,583
KOGI	0.002969	3,278,487	0.001897	29,581.90	0.000425	0.000371	309.70	0.001345	1,331,025
KWARA	0.002969	2,371,089	0.001372	34,467.57	0.000495	0.000371	106.85	0.000464	457,566
LAGOS	0.002969	9,013,534	0.005214	3,496.48	0.000050	0.000371	13.64	0.000059	573,255
NASSARAWA	0.002969	1,863,275	0.001078	27,271.49	0.000392	0.000371	247.99	0.001077	941,695
NIGER	0.002969	3,950,249	0.002285	74,108.59	0.001064	0.000371	201.82	0.000876	774,627
OGUN	0.002969	3,728,098	0.002157	16,980.54	0.000244	0.000371	50.73	0.000220	439,332
ONDO	0.002969	3,441,024	0.001991	15,820	0.000227	0.000371	109.49	0.000476	733,930
OSUN	0.002969	3,423,535	0.001980	9,026	0.000130	0.000371	67.13	0.000292	898,878
OYO	0.002969	5,591,589	0.003235	28,245.29	0.000406	0.000371	48.54	0.000211	1,113,306
PLATEAU	0.002969	3,178,712	0.001839	27,216.97	0.000391	0.000371	228.25	0.000991	1,055,255
RIVERS	0.002969	5,185,400	0.003000	10,432.31	0.000150	0.000371	108.24	0.000470	500,299
SOKOTO	0.002969	3,696,999	0.002139	33,776.9	0.000485	0.000371	225.89	0.000981	938,710
TARABA	0.002969	2,300,736	0.001331	60,291.82	0.000866	0.000371	117.78	0.000512	1,049,741
YOBE	0.002969	2,321,591	0.001343	46,909.76	0.000674	0.000371	194.69	0.000846	813,283
ZAMFARA	0.002969	3,259,846	0.001886	35,170.61	0.000505	0.000371	167.13	0.000726	412,017
GRAND TOTAL		138,568,341		930,309.75			6,152.46		33,964,355
INDICES TOTAL	0.10688		0.08016		0.013360	0.013360		0.02672	

METHODOLOGY

STATE	INDICES PRIMARY ENROLMENT	DIRECT SEC (8% OF 10%)	INDICES ENR	INVERSE SE (8% OF 10%)	HOSPITAL B (30% OF 10%)	INDICES HOS	WATER SUPPLY SPREAD	INDICES WAT (8% OF 10%)	RAINFALL P (15% OF 10%)	TOTAL INDICES
ABIA	0.000132	823,412	0.000066	0.000066	14,521	0.000277	0.02112	0.000021	0.0001	0.006598
ADAMAWA	0.000133	708,162	0.000057	0.000057	8,792	0.000168	0.16726	0.000167	0.0001	0.007019
AKWA IBOM	0.000322	645,705	0.000052	0.000052	10,002	0.000191	0.02918	0.000029	0.0001	0.007084
ANAMBRA	0.000165	789,246	0.000063	0.000063	12,174	0.000232	0.02075	0.000021	0.0001	0.007006
BAUCHI	0.000287	1,063,806	0.000085	0.000085	11,903	0.000227	0.21513	0.000215	0.0001	0.008429
BAYELSA	0.000142	546,734	0.000044	0.000044	17,265	0.000329	0.04057	0.000041	0.0001	0.006235
BENUE	0.000255	809,611	0.000065	0.000065	8,775	0.000167	0.13475	0.000135	0.0001	0.007902
BORNO	0.000219	858,070	0.000069	0.000069	12,673	0.000242	0.32545	0.000325	0.0001	0.008755
CROSS RIVER	0.000157	663,792	0.000053	0.000053	11,531	0.000220	0.09322	0.000093	0.0001	0.007086
DELTA	0.000125	768,357	0.000061	0.000061	13,461	0.000257	0.07427	0.000074	0.0001	0.007155
EBONYI	0.000174	534,643	0.000043	0.000043	14,628	0.000279	0.02766	0.000028	0.0001	0.006304
EDO	0.000105	768,418	0.000061	0.000061	12,249	0.000234	0.08539	0.000085	0.0001	0.006589
EKITI	0.000099	521,992	0.000042	0.000042	11,170	0.000213	0.02537	0.000025	0.0001	0.006300
ENUGU	0.000184	710,866	0.000057	0.000057	12,246	0.000234	0.03300	0.000033	0.0001	0.007086
GOMBE	0.000114	819,519	0.000066	0.000066	11,388	0.000217	0.07747	0.000077	0.0001	0.006637
IMO	0.000210	939,548	0.000075	0.000075	14,424	0.000275	0.02233	0.000022	0.0001	0.007326
JIGAWA	0.000174	478,422	0.000038	0.000038	13,124	0.000250	0.10562	0.000106	0.0001	0.007880
KADUNA	0.000293	1,274,873	0.000102	0.000102	9,479	0.000181	0.19693	0.000197	0.0001	0.009232
KANO	0.000341	1,758,839	0.000141	0.000141	19,424	0.000370	0.09167	0.000092	0.0001	0.011177
KATSINA	0.000341	1,195,378	0.000096	0.000096	9,584	0.000183	0.10758	0.000108	0.0001	0.008662
KEBBI	0.000168	716,616	0.000057	0.000057	13,039	0.000249	0.16254	0.000163	0.0001	0.007440
KOGI	0.000251	743,638	0.000059	0.000059	9,036	0.000172	0.12745	0.000127	0.0001	0.007788
KWARA	0.000086	397,686	0.000032	0.000032	10,054	0.000192	0.14849	0.000148	0.0001	0.006272
LAGOS	0.000108	1,009,816	0.000081	0.000081	19,901	0.000380	0.01506	0.000015	0.0001	0.009439
NASSARAWA	0.000178	432,448	0.000035	0.000035	7,117	0.000136	0.11749	0.000117	0.0001	0.006498
NIGER	0.000146	481,007	0.000038	0.000038	6,646	0.000127	0.31928	0.000319	0.0001	0.008347
OGUN	0.000083	516,352	0.000041	0.000041	12,346	0.000235	0.07316	0.000073	0.0001	0.006546
ONDO	0.000139	525,238	0.000042	0.000042	6,498	0.000124	0.06816	0.000068	0.0001	0.006559
OSUN	0.000170	591,093	0.000047	0.000047	14,167	0.000270	0.03889	0.000039	0.0001	0.006426
OYO	0.000210	839,865	0.000067	0.000067	7,049	0.000134	0.12169	0.000122	0.0001	0.007903
PLATEAU	0.000199	855,057	0.000068	0.000068	12,188	0.000232	0.11726	0.000117	0.0001	0.007358
RIVERS	0.000094	923,832	0.000074	0.000074	12,637	0.000241	0.04494	0.000045	0.0001	0.007599
SOKOTO	0.000177	792,034	0.000063	0.000063	13,636	0.000260	0.14552	0.000146	0.0001	0.007766
TARABA	0.000198	263,829	0.000021	0.000021	6,696	0.000128	0.25975	0.000260	0.0001	0.006788
YOBE	0.000154	593,854	0.000048	0.000048	12,208	0.000233	0.20210	0.000202	0.0001	0.006997
ZAMFARA	0.000078	355,938	0.000028	0.000028	8,266	0.000158	0.15152	0.000152	0.0001	0.007012
GRAND TOTAL		26,717,696			420,297		4.00800			
INDICES TOTAL	0.006413		0.002138	0.002138		0.008016		0.004008	0.004008	0.2672

ACKNOWLEDGEMENTS/CONTACTS

Acknowledgements

We acknowledge the contributions of our strategic partner, The Office of The Accountant General of The Federation and our technical partners, Proshare in the design, concept and production of this publication.



**OFFICE OF THE ACCOUNTANT
GENERAL OF THE FEDERATION**


proshare


Contact Us

 @nigerianstat

 NBSNigeria

 www.nigerianstat.gov.ng

 **Head Office Address**
Plot 762, Independence Avenue, Central
Business District, FCT, Abuja Nigeria.

 +234 803 386 5388

 feedback@nigerianstat.gov.ng