



NATIONAL BUREAU OF STATISTICS

National Household Kerosene Price Watch

(JUNE 2018)

Report Date: July 2018

Data Source: National Bureau of Statistics (NBS)

Contents

Executive Summary	1
Average Kerosene Prices per litre Across States	2
Average Kerosene Prices per litre Across Zones	3
12 Months Average Prices per litre	4
Average Kerosene Prices per gallon Across States	5
Average Kerosene Prices per gallon Across Zones	6
12 Months Average Prices per gallon	7
Appendix - Tables	8
Methodology	10
Acknowledgment and Contact	11

Executive Summary

Average price per litre paid by consumers for National Household Kerosene decreased by -0.22% month-on-month and -2.64% year-on-year to N279.67 in June 2018 from N280.29 in May 2018.

States with the highest average price per litre of kerosene were Abuja (N319.44), Yobe (N309.52) and Enugu (N309.17).

States with the lowest average price per litre of kerosene were Kogi (N243.52), Borno (N235.01) and Abia (N226.67)

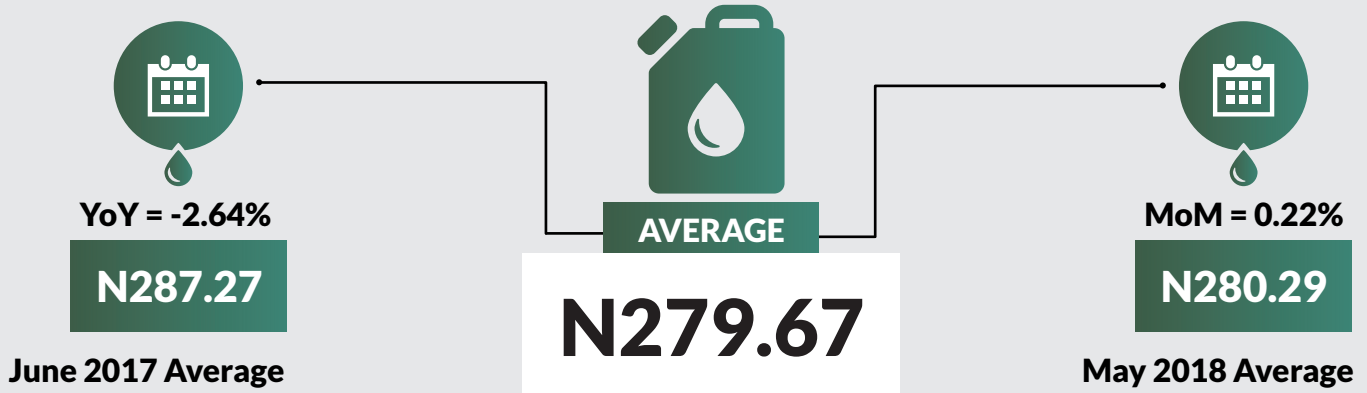
Similarly, average price per gallon paid by consumers for National Household Kerosene increased by 2.10% month-on-month and 0.93% year-on-year to N1004.29 in June 2018 from N983.67 in May 2018.

States with the highest average price per gallon of kerosene were Adamawa (N1175.00), Jigawa (N1147.50) & Kano (N1103.08).

States with the lowest average price per litre of kerosene were Oyo (N903.33), Delta (N891.92) and Rivers (N890.74).



Average Kerosene Prices per litre Across States



STATES WITH THE HIGHEST AVERAGE PRICES IN MAY 2018

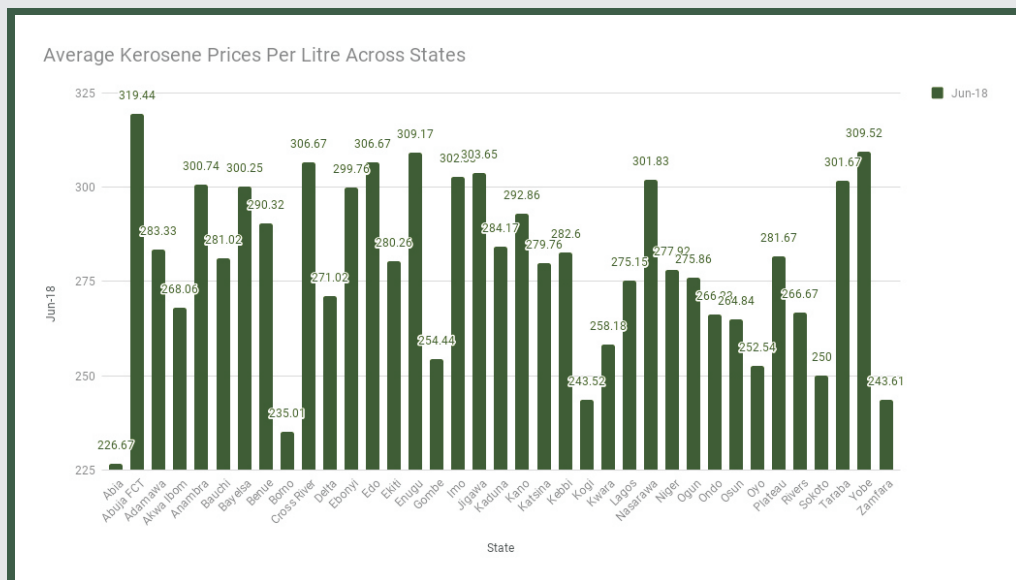


	Jun-18	YoY %	MoM %
ABUJA	319.44	17.9	-2.5
YOBE	309.52	11.7	-1.2
ENUGU	309.17	2.0	2.5

STATES WITH THE LOWEST AVERAGE PRICES IN MAY 2018

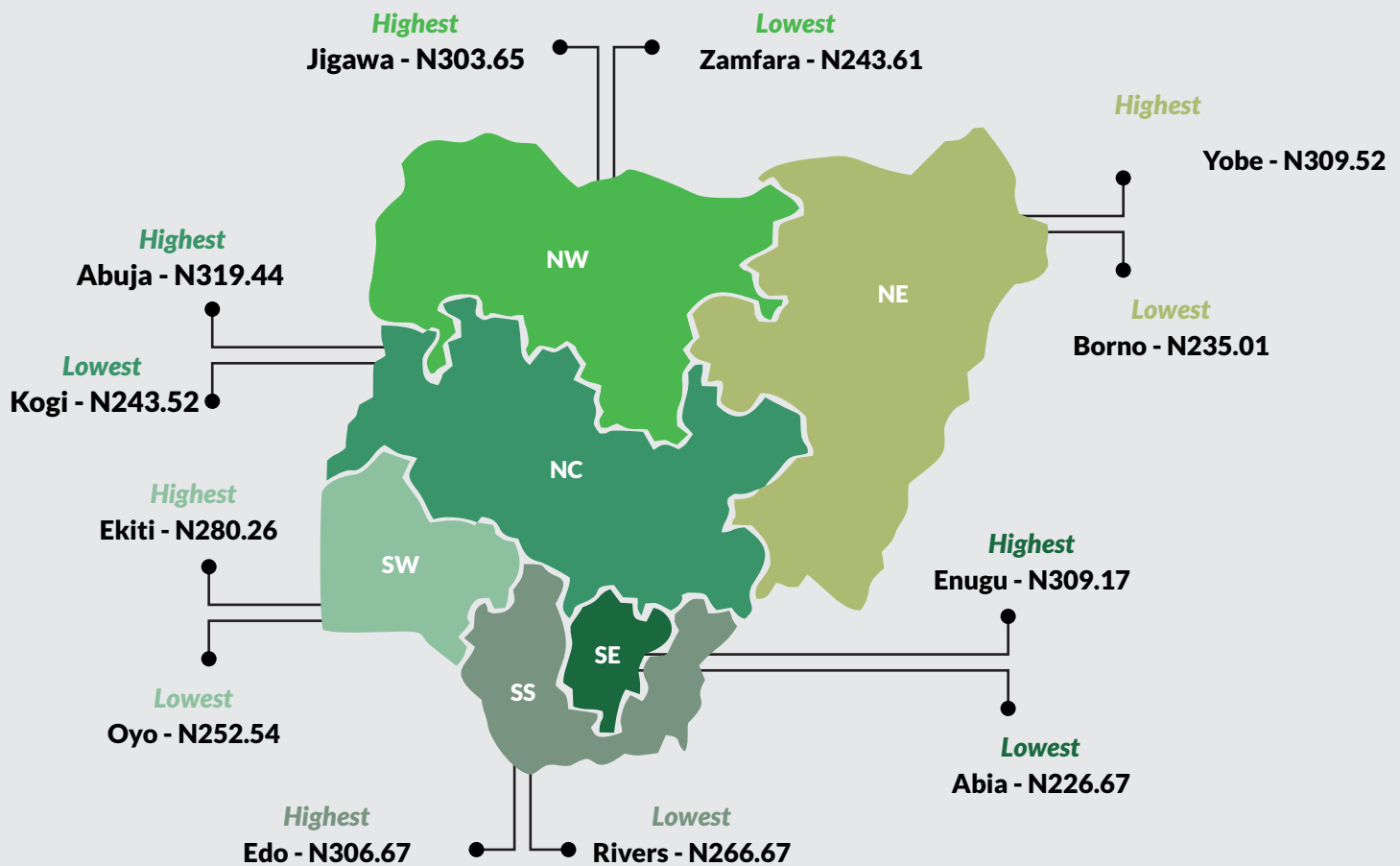
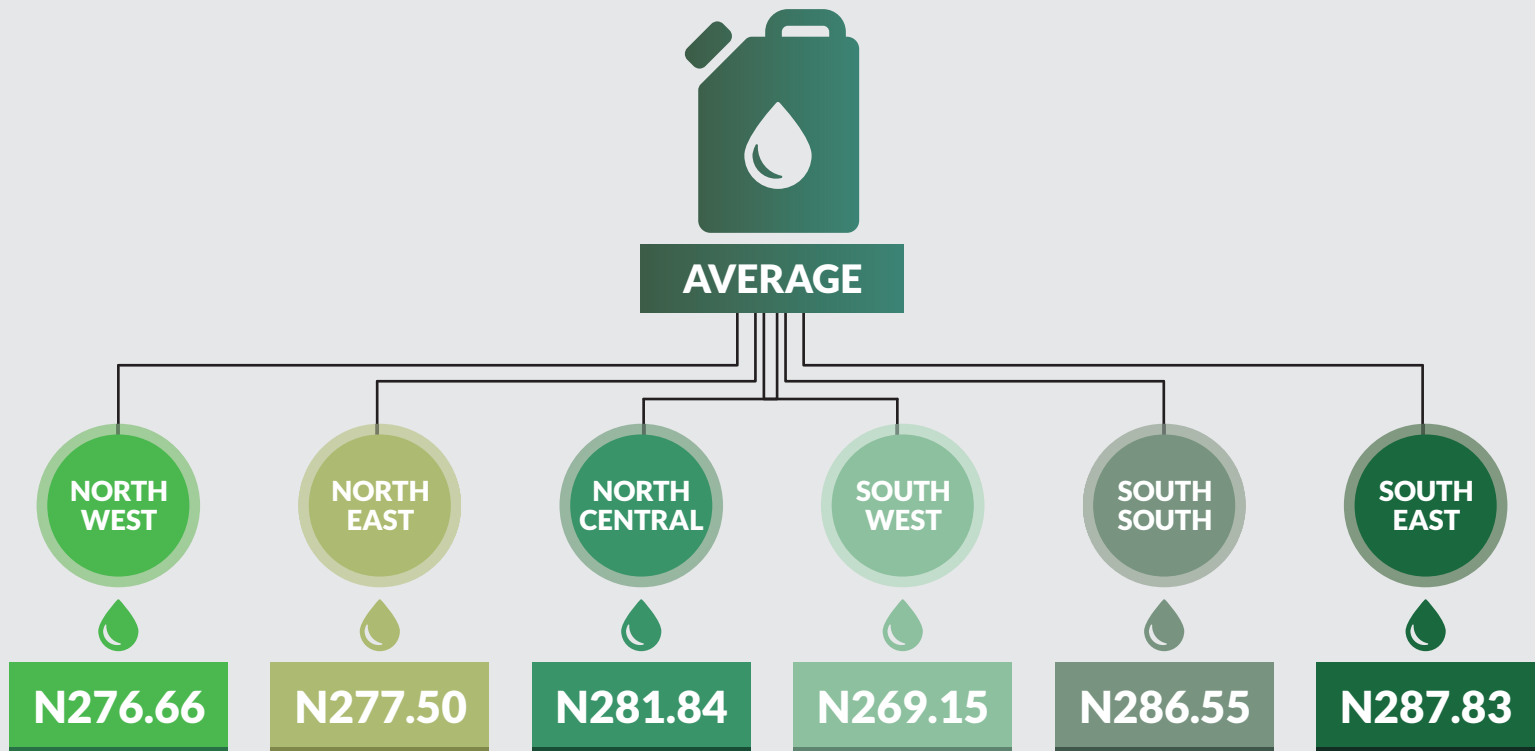


	Jun-18	YoY %	MoM %
KOGI	243.52	-7.8	-3.0
BORNO	235.01	-22.8	0.7
ABIA	226.67	-27.6	-3.8





Average Kerosene Prices per litre Across Zones



National Household Kerosene Price Watch – June 2018



12 Months Average Prices

July 2017	
Average	280.49
YoY	-9.6
MoM	-2.36

August 2017	
Average	225.52
YoY	-24.37
MoM	-19.6

September 2017	
Average	264.48
YoY	-8.38
MoM	17.28

October 2017	
Average	273.44
YoY	-6.59
MoM	3.39

June 2017	
Average	287.27
YoY	20.96
MoM	-5.28



AVERAGE

November 2017	
Average	267.14
YoY	-5.56
MoM	-2.31

May 2018	
Average	280.29
YoY	0.65
MoM	-7.58

June 2018	
Average	279.67
YoY	-2.64
MoM	-0.22

December 2017	
Average	290.63
YoY	25.35
MoM	8.79

April 2018	
Average	278.49
YoY	3.53
MoM	-0.82

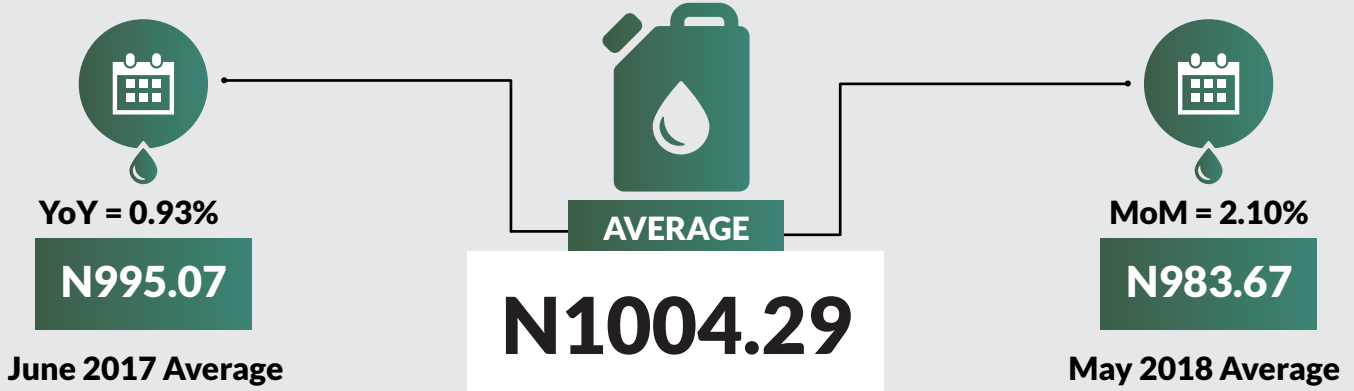
March 2018	
Average	268.99
YoY	-13.66
MoM	-6.79

February 2018	
Average	288.57
YoY	-18.12
MoM	-0.1

January 2018	
Average	288.85
YoY	-33.42
MoM	-0.61



Average Kerosene Prices per gallon Across States



STATES WITH THE HIGHEST AVERAGE PRICES IN MAY 2018

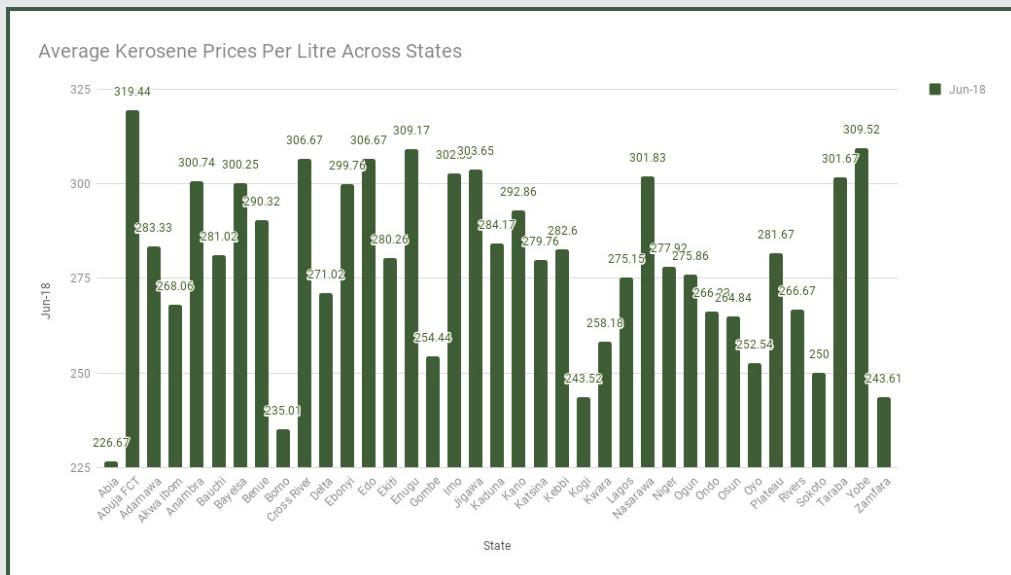


	Jun-18	YoY %	MoM %
ADAMAWA	1175.00	4.1	7.9
JIGAWA	1147.50	9.3	0.4
KANO	1103.08	5.4	3.2

STATES WITH THE LOWEST AVERAGE PRICES IN MAY 2018

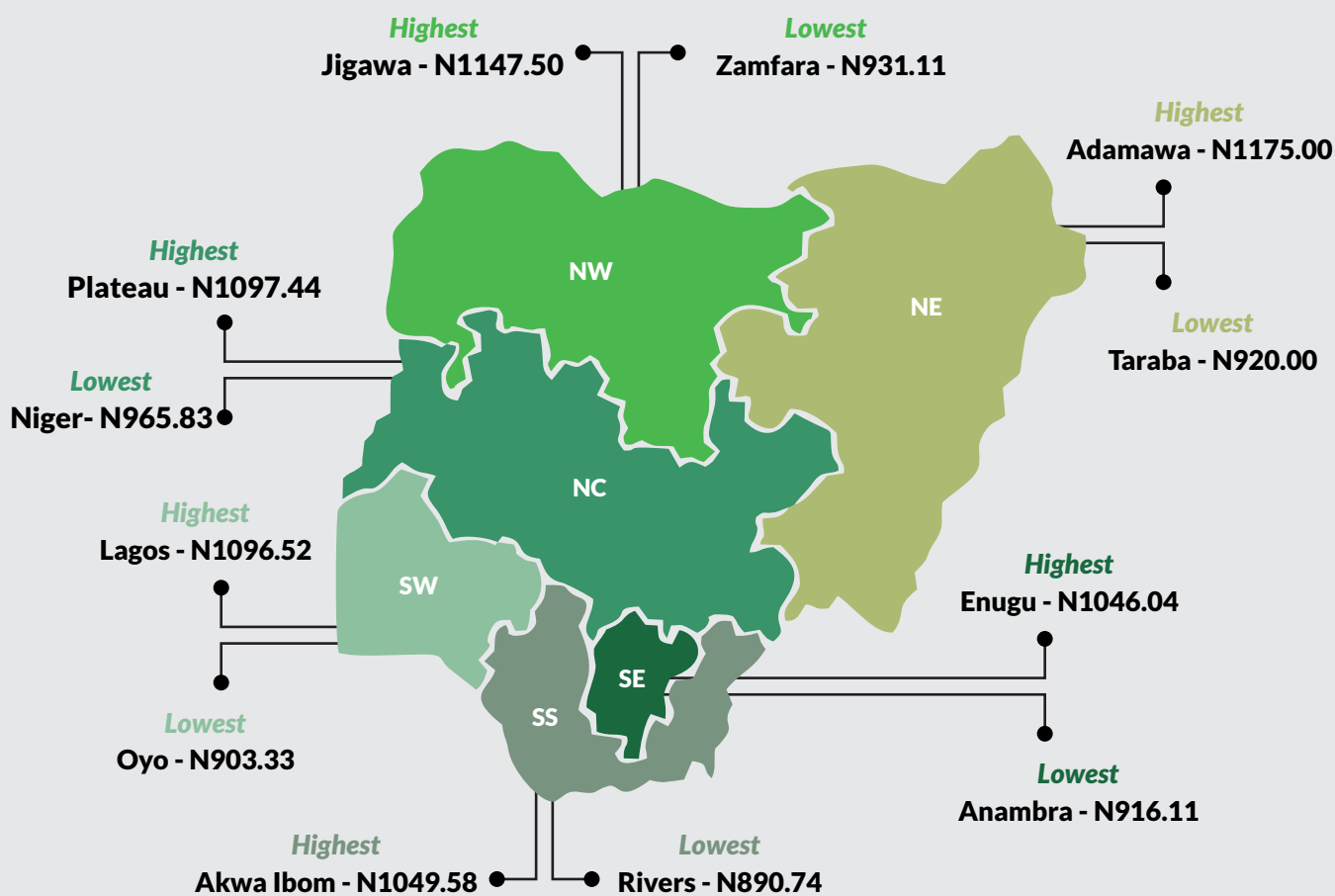



	Jun-18	YoY %	MoM %
OYO	903.33	-8.1	-0.5
DELTA	891.92	-0.1	0.8
RIVERS	890.74	-7.8	6.8





Average Kerosene Prices per gallon Across Zones



National Household Kerosene Price Watch – June 2018



12 Months Average Prices per gallon

July 2017	
Average	982.9
YoY	-3.21
MoM	-1.22

August 2017	
Average	978.1
YoY	-7.66
MoM	-0.49

September 2017	
Average	973.72
YoY	-16.35
MoM	-0.45

October 2017	
Average	1035.12
YoY	8.34
MoM	6.31

June 2017	
Average	995.07
YoY	37.38
MoM	-4.02

November 2017	
Average	1068.54
YoY	30.87
MoM	3.23



AVERAGE

May 2018	
Average	983.67
YoY	0.80
MoM	-5.12

June 2018	
Average	1004.29
YoY	0.93
MoM	2.10

December 2017	
Average	1063.63
YoY	3.01
MoM	-0.46

April 2018	
Average	975.82
YoY	-15.38
MoM	3.45

March 2018	
Average	943.27
YoY	-19.57
MoM	-8.45

February 2018	
Average	1030.33
YoY	-24.58
MoM	0.54

January 2018	
Average	1024.83
YoY	-28.56
MoM	-3.65

STATE/LABEL	ITEM/LABEL	Unit of Measure	Jul-15	Aug-15	Sep-15	Oct-15	Nov-15	Dec-15	Jan-16	Feb-16	Mar-16	Apr-16	May-16	Jun-16	Jul-16	Aug-16	Sep-16	Oct-16	Nov-16	Dec-16	Jan-17	Feb-17	Mar-17	Apr-17	May-17	Jun-17	Jul-17	Aug-17	Sep-17	Oct-17	Nov-17	Dec-17	Jan-18	Feb-18	Mar-18	Apr-18	May-18	Jun-18	Year on Year % (Jun 2017-Jun 2018)	Month on Month % May 2018-June 2018
Abia	Kerosene	One gallon (4.5litres)	512.06	558.94	984.62	430.00	595.57	777.49	611.29	716.25	647.33	537.94	529.44	777.49	1038.18	957.04	1227.14	835.84	872.00	1012.50	1332.82	1147.25	1095.67	928.57	944.38	877.50	839.23	781.09	826.50	956.33	895.00	1061.82	963.75	882.50	946.33	900.00	926.00	924.38	5.3	-0.2
Abuja	Kerosene	One gallon (4.5litres)	457.50	715.11	665.00	705.00	796.88	754.00	712.50	662.00	640.00	619.00	657.50	946.00	916.00	1178.57	880.00	814.29	1043.75	1556.00	1300.00	1257.00	1057.00	900.00	902.00	780.00	870.00	834.25	846.00	1125.00	1000.00	952.50	876.30	1015.00	1005.00	980.00	976.00	966.67	23.9	-1.0
Adamawa	Kerosene	One gallon (4.5litres)	821.43	875.00	921.43	1065.63	947.50	916.25	766.67	905.00	912.50	800.00	916.67	821.43	986.36	1103.13	1181.82	1155.54	873.18	989.29	1250.00	1425.00	1283.33	1124.36	1212.50	1128.57	1066.67	1011.25	1200.00	1185.83	1108.92	1196.00	1015.45	1160.00	907.78	1041.18	1088.89	1175.00	4.1	7.9
Akwa Ibom	Kerosene	One gallon (4.5litres)	498.33	547.50	602.92	612.00	597.08	661.43	600.42	627.08	512.00	539.09	605.42	661.43	888.50	978.75	1254.17	882.50	815.56	1010.42	1386.67	1436.36	1132.08	1112.36	920.42	884.17	870.83	916.25	854.17	928.75	1088.88	968.33	882.46	910.00	886.15	908.25	916.25	1049.58	18.7	14.4
Anambra	Kerosene	One gallon (4.5litres)	602.67	576.07	994.29	569.64	634.13	747.67	624.29	761.70	643.83	583.33	634.13	747.67	954.33	933.33	1282.14	857.71	868.95	1014.33	1481.36	1068.18	1000.91	1166.64	915.77	945.63	889.33	861.67	861.92	927.00	1119.96	1088.33	929.67	896.00	878.13	917.77	924.33	916.11	-3.1	-0.9
Bauchi	Kerosene	One gallon (4.5litres)	625.00	624.29	742.86	725.00	752.49	900.00	705.00	687.50	735.00	725.00	860.00	900.00	825.00	1005.83	1150.00	895.00	778.57	1028.75	1276.88	1283.33	1170.00	1201.85	1010.00	971.85	975.00	975.00	937.50	1047.60	978.57	1000.00	1030.00	913.33	957.14	958.57	968.13	-0.4	1.0	
Bayelsa	Kerosene	One gallon (4.5litres)	748.57	1133.33	954.55	893.75	900.00	888.89	1030.00	1140.00	887.50	1000.00	862.50	940.00	1311.11	1062.50	1150.00	981.11	766.67	1045.00	1333.33	1550.00	1112.50	1133.00	1137.69	1024.62	927.08	1003.85	975.00	1000.00	1119.96	1017.73	1107.31	922.27	892.78	987.50	996.15	1036.36	1.1	4.0
Benue	Kerosene	One gallon (4.5litres)	617.50	583.33	657.14	702.86	679.44	685.00	652.50	804.00	652.86	711.67	799.33	617.50	986.25	1000.00	1175.00	890.00	752.78	990.00	1494.44	1309.38	1250.00	1229.17	1156.67	980.00	756.67	782.00	920.00	1175.00	1122.40	1101.82	855.00	1117.50	1096.67	1062.50	980.00	1071.43	9.3	9.3
Borno	Kerosene	One gallon (4.5litres)	788.89	750.00	932.80	888.89	1018.75	992.75	841.67	750.00	2650.00	840.00	1526.56	1526.56	1846.00	1072.22	1165.00	1085.71	705.56	981.82	1513.33	1395.00	1338.89	1225.00	1208.33	1165.00	1112.50	1064.29	1041.67	1011.11	1088.84	1222.73	1188.44	1187.50	988.88	950.00	958.18	950.00	-17.8	0.9
Cross River	Kerosene	One gallon (4.5litres)	615.00	640.00	653.68	635.00	680.77	701.92	583.88	627.84	650.00	535.42	597.92	701.92	1184.50	1040.83	1169.23	918.18	750.31	1017.93	1302.00	1573.08	1190.00	1157.24	943.85	940.00	1010.69	1078.42	927.13	1032.06	1011.08	990.67	1029.00	1127.81	993.81	1061.25	1016.76	1004.47	6.9	1.2
Delta	Kerosene	One gallon (4.5litres)	555.56	641.11	607.05	597.73	658.18	720.00	601.82	692.50	617.33	623.85	658.18	720.00	938.21	990.63	1134.62	880.27	761.25	1002.31	1432.69	1588.75	1110.45	1110.45	962.50	892.69	895.00	929.29	854.00	1055.00	1137.68	995.42	875.00	858.33	821.54	875.00	884.62	891.92	-0.1	0.8
Ebonyi	Kerosene	One gallon (4.5litres)	561.67	570.83	984.72	606.67	597.50	708.33	646.74	584.75	626.43	600.00	566.67	708.33	964.17	990.40	1191.67	858.00	880.00	938.33	1488.67	1080.00	967.86	1185.00	1048.33	904.71	889.29	870.00	878.33	1021.36	1142.84	1048.75	947.83	893.96	828.57	950.00	955.71	1008.57	11.5	5.5
Edo	Kerosene	One gallon (4.5litres)	583.64	633.33	611.00	632.22	600.00	802.86	608.33	706.67	669.67	577.27	570.56	569.00	954.09	1071.36	1180.77	1015.84	802.92	900.00	1306.24	1228.75	1155.46	1155.46	903.33	1012.23	917.00	889.33	952.83	1043.13	1043.13	1013.13	1063.75	984.29	1034.06	1076.67	1033.75	1033.75	14.4	-4.0
Ekiti	Kerosene	One gallon (4.5litres)	589.47	634.48	755.64	674.50	696.00	966.67	718.50	861.11	723.64	674.50	688.75	966.67	1144.00	1165.00	1084.21	1120.00	900.00	1141.67	1375.00	1500.00	1143.33	1157.29	1153.13	1113.16	1136.84	1059.38	1103.13	1085.71	1114.28	1165.38	1180.00	1116.79	993.00	957.73	960.78	1058.33	-4.9	10.2
Enugu	Kerosene	One gallon (4.5litres)	551.15	544.39	933.89	604.21	648.88	792.38	657.95	711.40	647.10	593.80	612.20	792.38	966.79	990.95	1192.83	952.75	869.25	1022.27	1327.69	1120.59	1042.38	1142.13	964.57	938.89	875.77	875.22	901.19	1046.43	1200.00	1065.00	952.86	924.52	917.25	924.52	950.00	1046.04	11.4	10.1
Gombe	Kerosene	One gallon (4.5litres)	800.00	800.00	831.86	829.17	794.44	923.08	787.50	763.64	750.00	794.58	794.58	1000.00	1255.00	1100.00	1000.00	890.00	1116.67	1535.71	1400.00	1135.71	1177.64	1040.00	1093.33	1120.83	1184.62	1145.47	1100.00	1157.72	1111.11	1111.11	1108.33	972.73	958.50	962.22	971.23	-11.2	1.1	
Imo	Kerosene	One gallon (4.5litres)	587.16	605.20	1040.48	686.84	631.58	795.15	644.76	702.60	674.05	581.50	589.72	590.00	942.05	1073.72	1208.57	926.90	876.82	1013.67	1454.17	1145.88	1074.72	1121.28	989.69	958.30	877.27	884.77	937.96	1050.00	1094.64	1033.26	962.22	911.84	887.61	944.89	962.61	960.58	0.2	-0.2
Igawa	Kerosene	One gallon (4.5litres)	695.00	725.33	772.22	763.33	745.43	790.00	790.00	731.11	711.54	698.13	693.33	698.00	986.15	1089.33	1125.00	1000.00	783.32	1073.33	1458.89	1359.09	1240.71	1147.22	1066.71	1050.00	1085.71	1086.67	1029.41	1114.29	1192.54	1100.00	1082.35	1173.33	1061.90	1140.00	1143.33	1147.50	9.3	0.4
Kaduna	Kerosene	One gallon (4.5litres)	626.00	671.33	722.14	680.71	694.71	817.65	703.33	753.33	608.82	643.75	925.33	680.71	992.75	1103.97	1170.85	985.88	805.26	1015.71	1352.27	1158.42	1144.00	1163.54	920.00	967.65	996.88	928.57	770.59	948.08	920.84	1050.00	1061.32	1092.00	1008.00	1028.91	1042.86	1050.59	8.6	0.7
Kano	Kerosene	One gallon (4.5litres)	608.67	682.00	757.96	738.64	758.33	819.29	719.38	778.67	699.23	1129.33	1107.33	819.29	1025.00	1169.23	1100.00	960.71	807.00	1080.77	1387.83	1431.82	1240.00	1162.22	1057.14	1046.67	1143.57	1042.86	1045.00	972.22	819.96	1085.29	1100.00	1119.44	1001.00	1068.24	1069.00	1103.08	5.4	3.2
Katsina	Kerosene	One gallon (4.5litres)	615.83	657.69	744.19	727.69	760.71	775.71	714.29	620.00	655.83	576.67	594.29	503.00	969.44	1146.15	1165.38	863.33	795.83	1029.17	1493.89	1295.83	1312.31	1178.21	1030.77	1008.57	1022.50	1038.00	925.42	1011.76	1138.32	1127.78	1053.33	1105.00	987.69	908.33	960.71	1016.67	-2.1	5.8
Keabi	Kerosene	One gallon (4.5litres)	804.76	803.33	895.29	800.00	907.89	907.89	791.30	823.91	868.42	828.57	820.00	943.75	1325.17	1155.56	1141.67	1011.76	716.67	1043.75	1268.75	1487.50	1376.92	1180.21	947.22	1096.43	1193.75	1053.57	1064.29	1009.00	1168.64	1275.00	1253.33	1203.13	1105.00	988.33	1000.00	1004.61	-7.9	0.9
Kogi	Kerosene	One gallon (4.5litres)	581.11	710.40	606.88	610.64	649.09	722.00	656.43	607.50	606.88	702.22	1024.63	581.11	840.00	1045.45	1166.67	887.50	825.00	1005.71	1476.92	1209.17	1146.36	1159.61	1034.74	1025.45	826.92	1031.25	969.00	1011.11	1128.88	1110.00	1041.15	983.50	892.11	1051.67	980.00	986.11	-2.9	1.6
Kwara	Kerosene	One gallon (4.5litres)	585.50	724.00	654.58	693.57	687.81	673.40	690.00	724.00	650.71	633.33	600.00	585.50	1023.33	1028.00	1162.50	1120.26	849.17	968.41	1183.75	1183.75	1088.57	1040.00	1040.00	965.00	1028.93	965.00	1028.93											

Methodology

Field work is done solely by over 700 NBS Staff in all States of the federation supported by supervisors who are monitored by internal and external observers.

Fuel Prices are collected across all the 774 local governments across all States and the FCT from over 10,000 respondents and locations and reflect actual prices households state they actually bought those fuels together with the prices reportedly sold by the fuel suppliers.

The average of all these prices is then reported for each state and the average for the country is the average for the state.

NBS audit team subsequently conducts randomly selected verification of prices recorded.

Acknowledgements/Contacts

Acknowledgements

We acknowledge our technical partners, Proshare in the design, concept and production of this publication.





Contact Us

 @nigerianstat

 NBSNigeria

 www.nigerianstat.gov.ng

 **Head Office Address**
Plot 762, Independence Avenue, Central
Business District, FCT, Abuja Nigeria.

 +234 803 386 5388

 feedback@nigerianstat.gov.ng