



NATIONAL BUREAU OF STATISTICS

# National Household Kerosene Price Watch

(DECEMBER 2018)

**Report Date: January 2019**

*Data Source: National Bureau of Statistics (NBS)*

# Contents

<b>Executive Summary</b> .....	1
<b>Average Kerosene Prices per litre Across States</b> .....	2
<b>Average Kerosene Prices per litre Across Zones</b> .....	3
<b>12 Months Average Prices per litre</b> .....	4
<b>Average Kerosene Prices per gallon Across States</b> .....	5
<b>Average Kerosene Prices per gallon Across Zones</b> .....	6
<b>12 Months Average Prices per gallon</b> .....	7
<b>Appendix - Tables</b> .....	8
<b>Methodology</b> .....	10
<b>Acknowledgment and Contact</b> .....	11

# Executive Summary

Average price per litre paid by consumers for National Household Kerosene decreased by 2.54% month-on-month and increased by 0.04% year-on-year to N290.74 in December 2018 from N298.32 in November 2018.

States with the highest average price per litre of kerosene were Abuja (N355.56) , Imo (N332.46), and Enugu (N330.45).

States with the lowest average price per litre of kerosene were Lagos (N260.78), Taraba (N257.69) and Niger (N257.50)

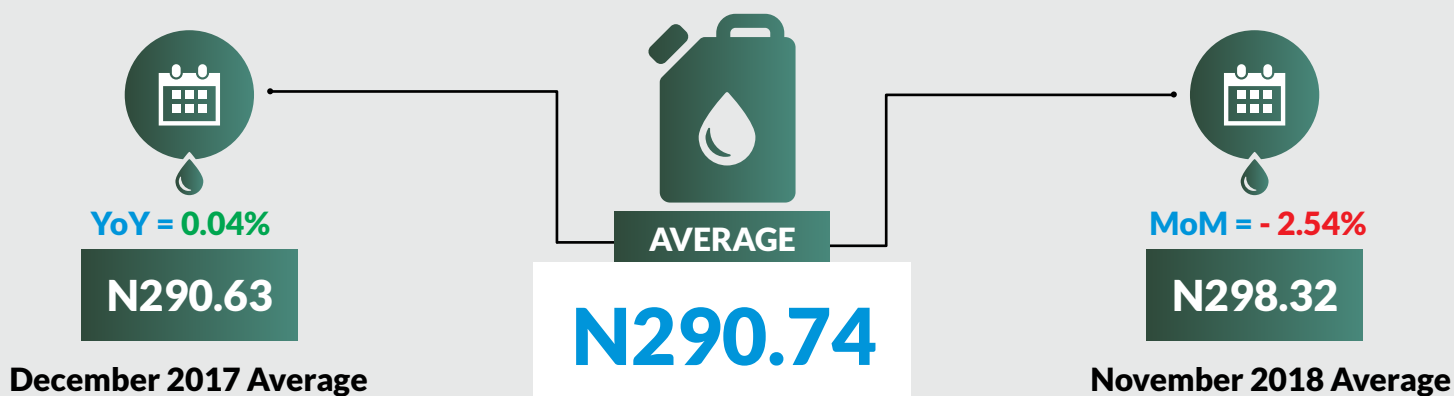
Similarly, average price per gallon paid by consumers for National Household Kerosene increased by 0.98% month-on-month and 8.72% year-on-year to N1156.41 in December 2018 from N1145.21 in November 2018.

States with the highest average price per gallon of kerosene were Jigawa (N1342.86), Ekiti (N1377.37) & Zamfara (N1294.44).

States with the lowest average price per gallon of kerosene were Rivers (N1015.63), Niger (N995.00) and Bayelsa (N991.67).



## Average Kerosene Prices per litre Across States



### STATES WITH THE HIGHEST AVERAGE PRICES IN NOVEMBER 2018



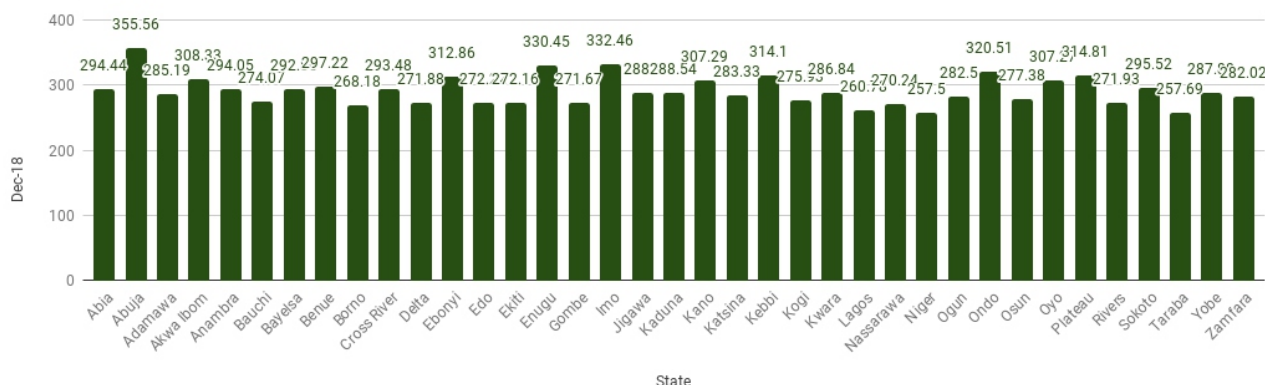
	Dec-18	YoY %	MoM %
<b>ABUJA</b>	<b>355.56</b>	<b>22.3</b>	<b>5.3</b>
<b>IMO</b>	<b>332.46</b>	<b>9.1</b>	<b>3.8</b>
<b>ENUGU</b>	<b>330.45</b>	<b>3.3</b>	<b>-7.8</b>

### STATES WITH THE LOWEST AVERAGE PRICES IN NOVEMBER 2018



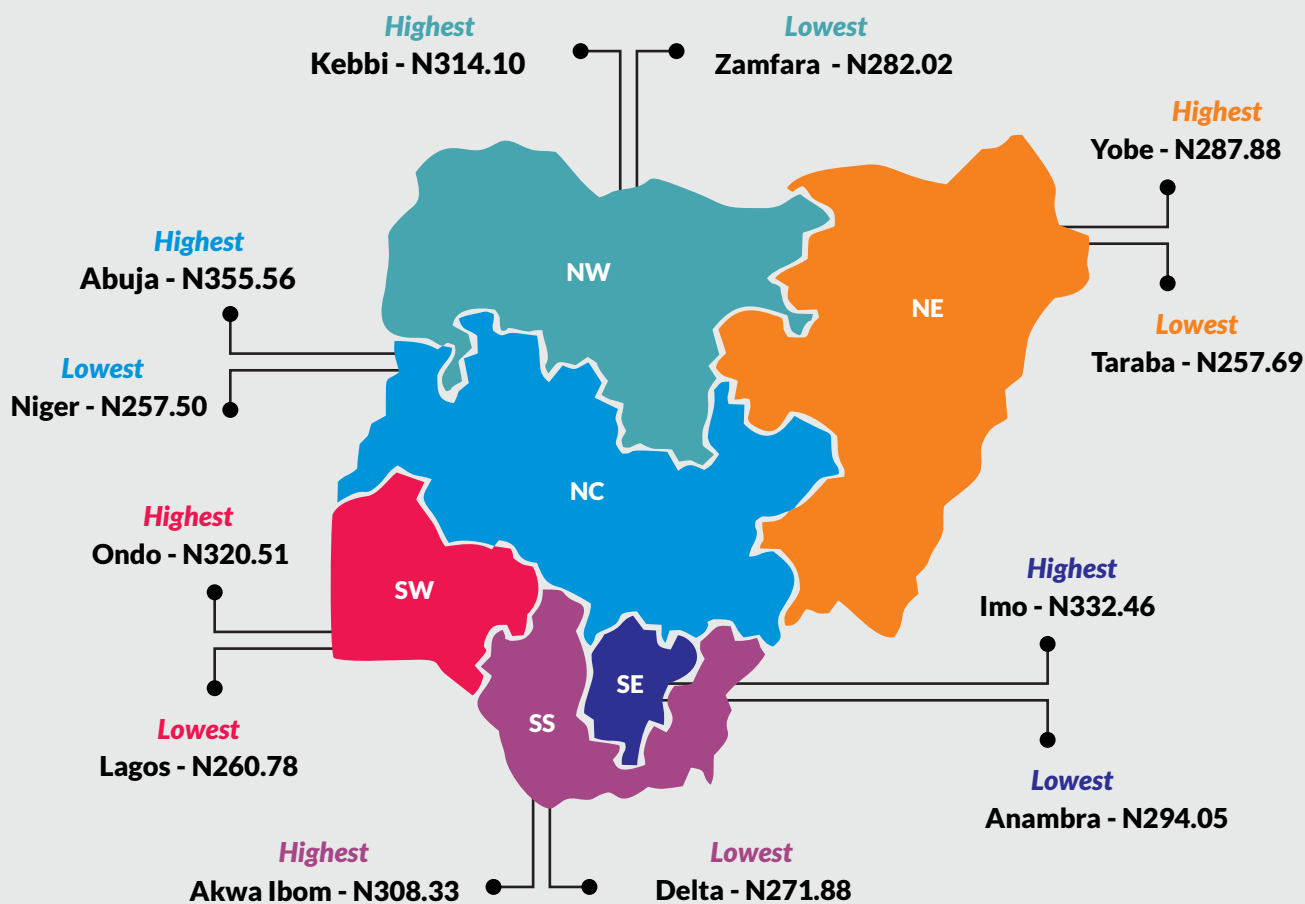

	Dec-18	YoY %	MoM %
<b>NIGER</b>	<b>257.50</b>	<b>-15.2</b>	<b>-14.2</b>
<b>TARABA</b>	<b>257.69</b>	<b>-3.4</b>	<b>-10.0</b>
<b>LAGOS</b>	<b>260.78</b>	<b>-16.8</b>	<b>-13.2</b>

Average Kerosene Prices per litre Across States





## Average Kerosene Prices per litre Across Zones



# National Household Kerosene Price Watch – December 2018



## 12 Months Average Prices

January 2018	
Average	<b>288.85</b>
YoY	<b>-33.42</b>
MoM	<b>-0.61</b>

February 2018	
Average	<b>288.57</b>
YoY	<b>-18.12</b>
MoM	<b>-0.10</b>

March 2018	
Average	<b>268.99</b>
YoY	<b>-13.66</b>
MoM	<b>-6.79</b>

April 2018	
Average	<b>278.49</b>
YoY	<b>-0.82</b>
MoM	<b>3.53</b>

December 2017	
Average	<b>290.63</b>
YoY	<b>25.35</b>
MoM	<b>8.79</b>

May 2018	
Average	<b>280.29</b>
YoY	<b>-7.58</b>
MoM	<b>0.65</b>



**AVERAGE**

November 2018	
Average	<b>298.32</b>
YoY	<b>11.68</b>
MoM	<b>-5.46</b>

December 2018	
Average	<b>290.74</b>
YoY	<b>0.04</b>
MoM	<b>-2.54</b>

June 2018	
Average	<b>279.67</b>
YoY	<b>-2.64</b>
MoM	<b>-0.22</b>

October 2018	
Average	<b>315.56</b>
YoY	<b>15.40</b>
MoM	<b>6.15</b>

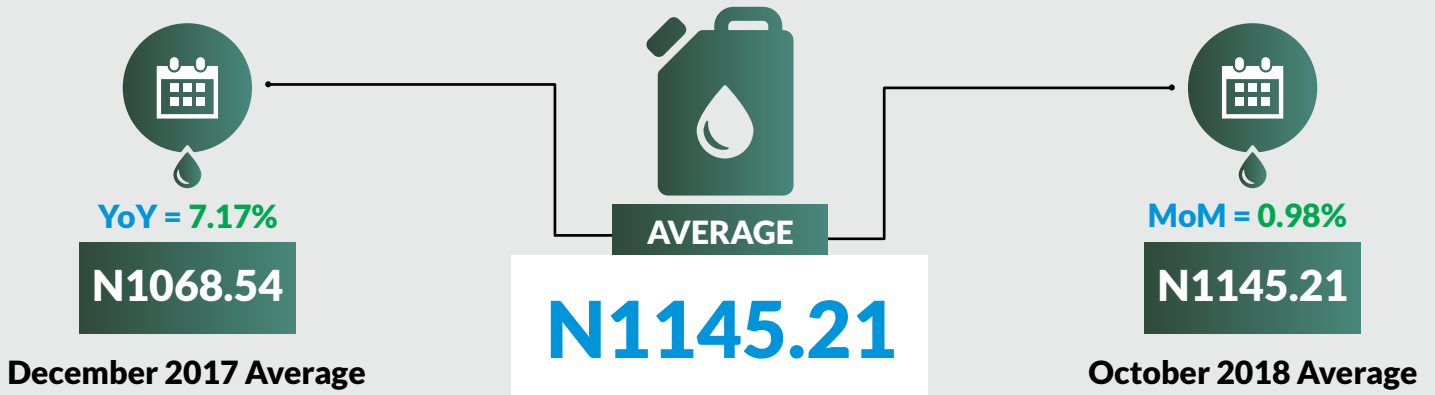
September 2018	
Average	<b>297.28</b>
YoY	<b>12.40</b>
MoM	<b>2.95</b>

August 2018	
Average	<b>288.75</b>
YoY	<b>28.04</b>
MoM	<b>4.29</b>

July 2018	
Average	<b>276.87</b>
YoY	<b>-1.29</b>
MoM	<b>-1.00</b>



## Average Kerosene Prices per gallon Across States



### STATES WITH THE HIGHEST AVERAGE PRICES IN NOVEMBER 2018

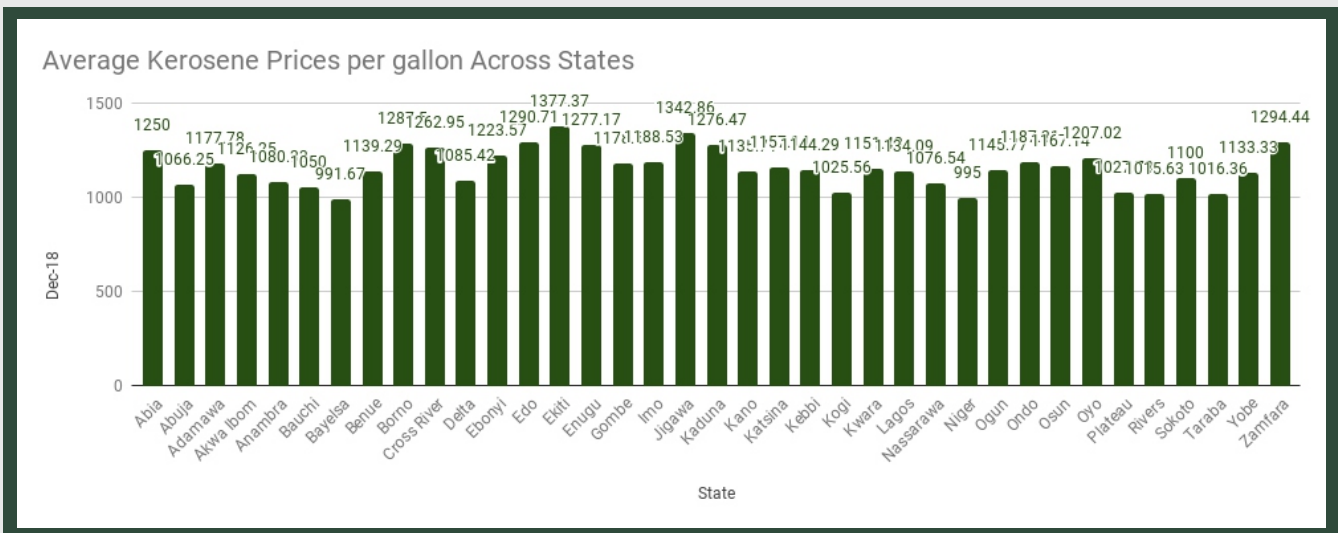


	Nov-18	YoY %	MoM %
EKITI	1377.37	18.2	-0.7
JIGAWA	1342.86	22.1	10.8
ZAMFARA	1294.44	24.6	13.7

### STATES WITH THE LOWEST AVERAGE PRICES IN NOVEMBER 2018



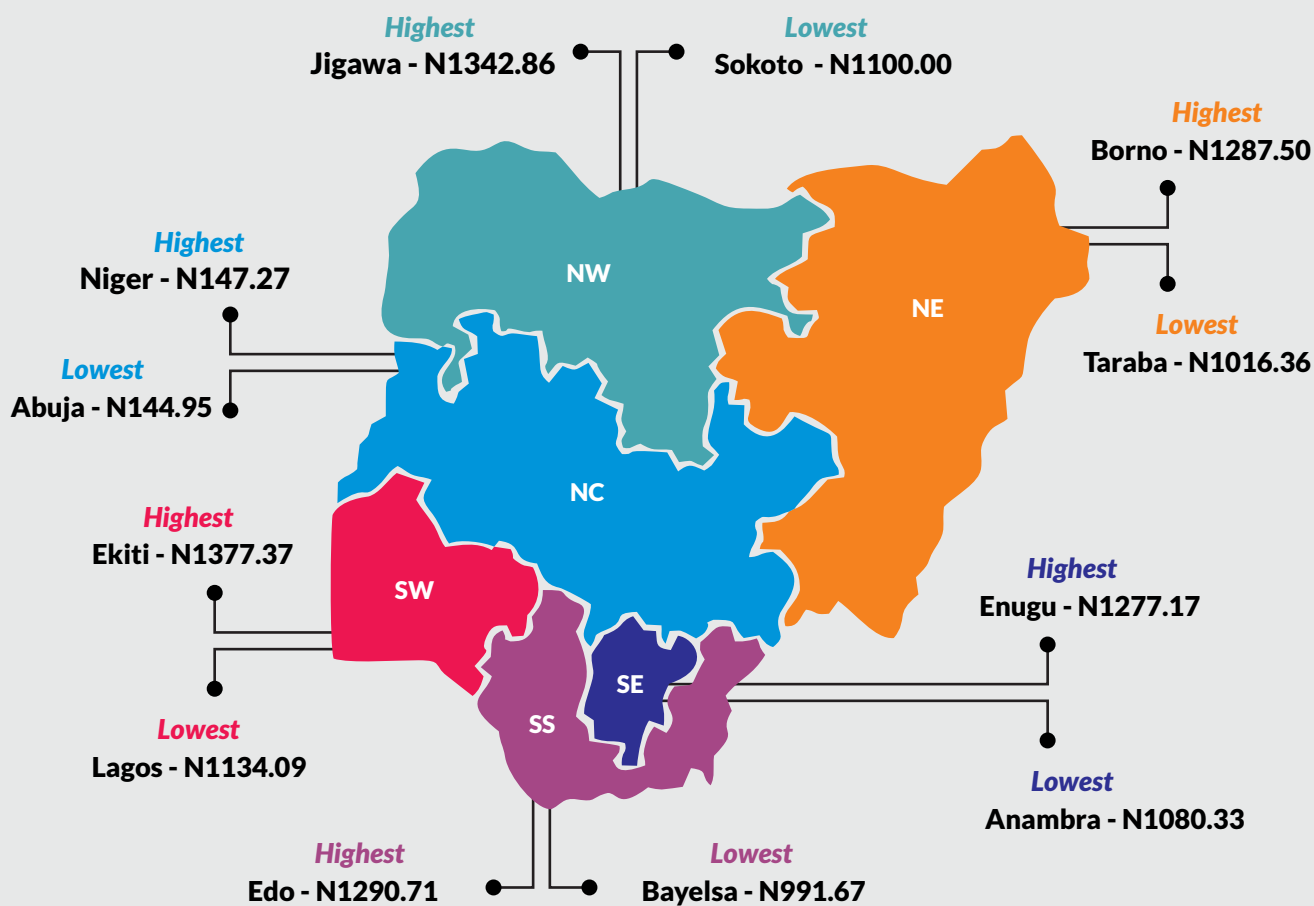

	Nov-18	YoY %	MoM %
BAYELSA	991.67	-2.6	-0.8
NIGER	995.00	-18.1	-9.5
RIVERS	1015.63	11.9	-6.7



# National Household Kerosene Price Watch - December 2018



## Average Kerosene Prices per gallon Across Zones





# National Household Kerosene Price Watch – December 2018



## 12 Months Average Prices per gallon

January 2018	
Average	<b>1024.83</b>
YoY	<b>-28.56</b>
MoM	<b>-3.65</b>

February 2018	
Average	<b>1030.33</b>
YoY	<b>-24.58</b>
MoM	<b>0.54</b>

March 2018	
Average	<b>943.27</b>
YoY	<b>-19.57</b>
MoM	<b>-8.45</b>

April 2018	
Average	<b>975.82</b>
YoY	<b>-15.38</b>
MoM	<b>3.45</b>

December 2017	
Average	<b>1063.63</b>
YoY	<b>3.01</b>
MoM	<b>-0.46</b>

May 2018	
Average	<b>983.67</b>
YoY	<b>-5.12</b>
MoM	<b>0.80</b>



**AVERAGE**

November 2018	
Average	<b>1145.21</b>
YoY	<b>7.17</b>
MoM	<b>-2.36</b>

December 2018	
Average	<b>1156.41</b>
YoY	<b>8.72</b>
MoM	<b>0.98</b>

June 2018	
Average	<b>1004.29</b>
YoY	<b>2.10</b>
MoM	<b>0.93</b>

October 2018	
Average	<b>1172.84</b>
YoY	<b>13.30</b>
MoM	<b>4.06</b>

September 2018	
Average	<b>1127.05</b>
YoY	<b>15.75</b>
MoM	<b>3.95</b>

August 2018	
Average	<b>1084.24</b>
YoY	<b>10.85</b>
MoM	<b>8.40</b>

July 2018	
Average	<b>1000.19</b>
YoY	<b>1.76</b>
MoM	<b>-0.41</b>



# HOUSEHOLD KEROSENE (KEROSENE) PRICE WATCH PER GALLON

STATE/LABEL	ITEM LABELS	Unit of Measure	Jul-15	Aug-15	Sep-15	Oct-15	Nov-15	Dec-15	Jan-16	Feb-16	Mar-16	Apr-16	May-16	Jun-16	Jul-16	Aug-16	Sep-16	Oct-16	Nov-16	Dec-16	Jan-17	Feb-17	Mar-17	Apr-17	May-17	Jun-17	Jul-17	Aug-17	Sep-17	Oct-17	Nov-17	Dec-17	Jan-18	Feb-18	Mar-18	Apr-18	May-18	Jun-18	Jul-18	Aug-18	Sep-18	Oct-18	Nov-18	Dec-18	Year on Year % (Dec 2018 vs 2018)	Month on Month % (Nov 2018 vs Dec 2018)
Abia	Kerosene	One gallon (4.5litres)	512.06	558.94	584.62	610.00	595.57	777.69	611.29	716.25	647.23	517.44	529.44	777.69	1008.18	957.06	1227.14	835.86	872.00	1012.50	1333.82	1147.65	1095.67	1028.57	964.38	877.50	839.23	781.09	826.50	954.33	895.00	1061.82	963.75	882.50	946.33	900.00	926.00	924.38	931.11	1156.25	1199.00	1165.67	1223.00	1250.00	117	22
Adamawa	Kerosene	One gallon (4.5litres)	621.43	875.00	921.43	1065.63	947.50	916.25	766.67	905.00	912.59	800.00	916.67	821.43	986.36	1103.13	1181.82	1155.56	1056.00	1045.00	1200.00	1283.33	1124.36	1212.50	1266.67	1011.25	1200.00	1185.83	1008.92	1196.00	1015.45	1166.00	907.78	1041.18	1088.89	1175.00	1011.11	1155.56	1158.89	1170.00	1112.50	1177.78	1157	7.3		
Akwai Ibom	Kerosene	One gallon (4.5litres)	498.33	547.50	602.92	612.00	597.08	661.43	600.42	627.08	571.00	539.09	605.42	661.43	888.50	978.75	1254.17	882.50	815.56	1010.42	1386.67	1636.36	1132.08	1191.22	920.42	884.17	870.83	916.25	854.17	928.75	1088.88	968.33	882.46	910.00	886.15	908.25	916.25	1049.58	1066.67	1088.75	986.01	1066.36	1022.08	1126.25	16.3	10.2
Anambra	Kerosene	One gallon (4.5litres)	602.67	576.07	994.29	549.84	684.13	747.67	624.29	761.70	643.83	583.33	634.13	747.67	954.33	933.33	1282.14	897.71	868.95	1043.33	1681.36	1068.18	1170.07	1166.64	915.77	945.83	881.67	861.92	927.00	1119.98	1088.33	929.67	896.00	878.13	917.77	924.33	916.11	1007.15	1085.83	1155.07	1148.57	1085.71	1080.33	-0.7	-0.5	
Bauchi	Kerosene	One gallon (4.5litres)	625.00	624.29	742.86	725.00	752.49	900.00	705.00	687.50	752.00	540.00	800.00	825.00	1005.83	1150.00	895.00	778.57	1028.75	1276.88	1283.33	1170.00	1201.85	1010.00	971.85	975.00	937.50	937.50	1047.60	978.57	1000.00	1030.00	913.33	957.14	958.57	968.13	1007.00	1156.54	1100.00	1166.67	1050.00	7	-10.0			
Bayelsa	Kerosene	One gallon (4.5litres)	748.57	1133.33	954.55	893.75	900.00	888.89	1030.00	1140.00	887.50	1000.00	862.50	940.00	1311.11	1062.50	1150.00	891.11	766.67	1045.00	1333.33	1550.11	1152.00	1133.00	1137.69	1024.62	927.08	1003.85	970.00	990.00	1119.96	1017.73	1107.31	922.27	892.78	987.50	996.15	1036.36	1024.53	1021.31	994.90	1099.17	1000.00	919.67	-2.6	-0.8
Benue	Kerosene	One gallon (4.5litres)	617.50	583.33	657.14	702.86	679.44	685.00	652.50	804.00	652.86	711.67	798.33	617.50	986.25	1000.00	1175.00	860.00	752.78	990.00	1294.44	1309.38	1250.00	1229.17	1156.67	980.00	756.67	782.00	925.00	1175.00	1122.40	1101.82	855.00	1117.50	1096.67	1062.50	980.00	1071.43	921.43	1018.57	1016.64	1211.11	1209.09	1139.29	3.4	-5.8
Borno	Kerosene	One gallon (4.5litres)	788.89	730.00	928.90	888.89	893.75	993.75	841.67	730.00	2650.00	840.00	1305.56	1205.56	1346.00	1072.22	1165.00	1085.71	705.56	981.82	1515.33	1395.00	1338.89	1225.00	1208.33	1165.00	1114.20	1064.29	1011.11	1084.84	1222.73	1188.46	1187.50	988.08	905.00	950.00	958.18	1130.00	1145.45	1119.00	1188.46	1267.25	1287.50	5.3	1.6	
Cross River	Kerosene	One gallon (4.5litres)	613.00	640.00	652.86	635.00	680.77	701.92	583.85	627.86	650.00	535.42	597.92	701.92	1184.50	1040.83	1169.23	918.13	750.31	1017.93	1302.00	1573.08	1190.00	1157.24	943.85	940.00	1010.69	1078.42	927.13	1032.06	1011.08	960.67	1029.00	1127.81	992.61	1041.23	1016.76	1004.47	1033.57	1124.50	1135.43	1148.25	1142.81	1262.95	27.5	10.5
Delta	Kerosene	One gallon (4.5litres)	555.56	661.11	607.95	597.73	658.18	720.00	601.82	692.50	617.33	623.85	658.56	700.56	938.21	970.63	1184.62	880.27	761.25	1002.31	1432.69	1588.75	1110.45	1123.75	962.50	1049.69	895.00	929.29	854.00	1055.00	1137.48	995.42	875.00	858.33	821.54	875.00	984.62	891.92	900.73	1036.43	1092.94	1035.15	1027.77	1085.42	9.0	5.8
Ebonyi	Kerosene	One gallon (4.5litres)	561.67	570.83	984.72	606.67	597.50	708.33	646.74	584.75	624.43	600.00	566.67	708.33	964.17	999.40	1191.67	858.00	880.00	938.33	1488.67	1080.00	967.86	1185.00	948.33	904.71	889.29	870.00	878.33	1021.36	1142.84	1048.75	947.83	893.96	828.57	950.00	957.71	1008.57	1001.43	1117.47	1260.00	1279.38	1190.86	1223.57	16.7	2.7
Edo	Kerosene	One gallon (4.5litres)	583.64	633.33	611.00	632.22	600.00	802.86	608.33	706.67	669.67	577.27	570.56	569.00	954.09	1071.36	1180.77	1015.36	802.92	1000.91	1471.05	1538.24	1228.75	1154.46	1035.71	903.33	1012.33	917.00	889.33	952.83	1203.52	1043.13	1013.13	1068.75	984.29	1034.06	1076.67	1059.94	1050.91	1190.00	1134.55	1290.71	1637	23.7		
Ekiti	Kerosene	One gallon (4.5litres)	589.47	624.48	735.66	674.50	696.00	966.67	718.50	801.11	723.64	674.50	688.75	966.67	1344.00	1165.00	1084.21	1120.00	900.00	1141.67	1375.00	1200.00	1443.33	1157.29	1153.13	1113.16	1136.84	1059.38	1103.13	1085.71	1114.28	1168.38	1180.00	1115.79	993.00	957.73	960.78	1058.33	1047.22	1138.26	1253.33	1377.78	1326.67	1377.37	18.2	3.8
Enugu	Kerosene	One gallon (4.5litres)	551.15	544.29	939.89	604.21	648.88	792.38	657.95	711.40	647.10	593.80	571.20	792.38	966.79	992.85	1192.83	952.75	849.25	1022.77	1327.69	1120.59	1042.38	1142.13	964.57	988.89	875.77	875.72	901.19	1046.43	1200.00	1065.00	952.86	924.52	917.25	924.52	950.00	1046.04	1068.46	1125.25	1160.50	1150.32	1135.29	1277.17	19.9	12.5
Gombe	Kerosene	One gallon (4.5litres)	800.00	800.00	831.86	829.17	794.44	923.08	787.50	856.25	763.64	750.00	794.58	794.58	1000.00	1255.00	1100.00	1000.00	890.00	1116.67	1535.71	1400.00	1135.71	1177.44	1064.00	1093.33	1120.83	1184.62	1145.45	1100.00	1175.72	1157.14	1111.11	1108.33	972.73	958.50	960.22	971.23	993.75	1026.67	1150.55	1211.11	1204.62	1178.57	11.9	-2.2
Imo	Kerosene	One gallon (4.5litres)	587.16	605.20	1040.48	686.84	631.58	795.15	644.76	702.60	674.05	581.50	589.72	590.00	942.05	1073.72	1208.57	926.90	876.82	1011.67	1454.17	1145.88	1074.72	1121.28	989.69	958.30	877.27	884.77	937.96	1050.00	1094.64	1033.26	960.22	911.84	887.61	944.89	962.61	960.58	1003.10	1071.83	1170.00	1134.09	1090.00	1188.53	15.0	9.0
Jigawa	Kerosene	One gallon (4.5litres)	695.00	725.33	722.22	763.33	746.43	790.00	703.11	715.54	698.13	692.33	698.00	986.15	1089.23	1125.00	1000.00	783.33	1438.89	1359.09	1240.71	1147.22	1064.71	1050.00	1085.71	1086.67	1029.41	1114.29	1192.56	1100.00	1082.35	1173.33	1061.90	1140.00	1143.33	1147.50	1115.38	1135.45	1258.33	1362.50	1352.94	1342.86	22.1	-0.7		
Kaduna	Kerosene	One gallon (4.5litres)	624.00	671.33	722.14	680.71	694.71	817.45	703.33	753.33	688.82	643.75	925.39	680.71	993.75	1103.57	1170.83	983.80	805.26	1015.71	1352.27	1158.42	1144.00	1163.54	930.00	967.65	946.88	928.57	970.59	948.08	928.84	1050.00	1041.33	1092.00	1004.00	1008.91	1042.86	1050.59	1038.89	1185.00	1216.67	1447.06	1255.00	1274.47	21.6	1.7
Kano	Kerosene	One gallon (4.5litres)	608.67	682.00	757.96	738.46	758.33	819.29	719.38	774.67	699.23	1129.33	1107.33	819.29	1025.00	1169.23	1100.00	960.71	807.00	1080.77	1387.83	1431.82	1240.00	1162.22	1057.14	1046.67	1143.57	1042.86	1045.00	972.22	819.96	1085.29	1000.00	1119.44	1001.00	1068.24	1069.00	1103.08	1010.00	1170.59	1126.67	1192.31	1100.00	1153.71	4.6	3.2
Katsina	Kerosene	One gallon (4.5litres)	615.83	657.49	744.19	727.69	760.71	775.71	714.29	620.00	655.83	576.67	594.29	609.00	969.44	1146.15	1165.38	983.33	795.83	1029.17	1493.89	1295.83	1312.31	1178.21	1034.71	1036.57	1022.50	1000.00	925.42	1011.76	1138.32	1127.78	1053.33	1132.50	987.49	960.71	1016.67	1039.29	1100.00	1200.00	1273.33	1183.33	1157.14	2.6	-2.2	
Kebbi	Kerosene	One gallon (4.5litres)	804.76	803.33	895.29	985.00	907.89	907.89	791.30	823.91	868.42	828.57	820.00	943.75	1325.17	1155.56	1141.67	1011.76	716.67	1043.75	1268.75	1687.50	1376.92	1180.21	947.22	1096.43	1193.75	1053.57	1064.29	1009.00	1166.44	1275.00	1253.33	1203.13	1105.00	988.33	1000.00	1009.41	1025.00	1177.78	1145.45	1215.29	1144.44	1144.29	-10.3	0.0
Kogi	Kerosene	One gallon (4.5litres)	581.11	710.00	666.88	610.61	649.09	722.00	656.43	607.50	666.88	702.22	1024.63	581.11	840.00	1045.45	1166.67	887.50	825.00	1005.71	1476.92	1209.17	1146.36	1159.61	1034.74	1025.45	826.92	1031.25	969.00	1011.11	1128.88	1101.00	1041.15	983.50	892.11	1051.67	980.00	996.11	944.44	1058.45	1085.71	1211.00	1196.67	1025.56	-4.9	-14.3
Kwara	Kerosene	One gallon (4.5litres)	585.50	734.00	654.58	693.67	687.81	673.60	690.00	734.00	650.71	631.33	600.00	585.50	1023.33	1028.00	1162.50	1120.26	849.17																											

# Methodology

Field work is done solely by over 700 NBS Staff in all States of the federation supported by supervisors who are monitored by internal and external observers.

Fuel Prices are collected across all the 774 local governments across all States and the FCT from over 10,000 respondents and locations and reflect actual prices households state they actually bought those fuels together with the prices reportedly sold by the fuel suppliers.

The average of all these prices is then reported for each state and the average for the country is the average for the state.

NBS audit team subsequently conducts randomly selected verification of prices recorded.

# Acknowledgements/Contacts

## Acknowledgements

We acknowledge our technical partners, Proshare in the design, concept and production of this publication.





## Contact Us

 @nigerianstat

 NBSNigeria

 [www.nigerianstat.gov.ng](http://www.nigerianstat.gov.ng)

 **Head Office Address**  
Plot 762, Independence Avenue, Central  
Business District, FCT, Abuja Nigeria.

 +234 803 386 5388

 [feedback@nigerianstat.gov.ng](mailto:feedback@nigerianstat.gov.ng)