



NATIONAL BUREAU OF STATISTICS

Liquefied Petroleum Gas (Cooking Gas) Price Watch

(MARCH 2022)

Report Date: April 2022

Data Source: National Bureau of Statistics (NBS)

CONTENT

Executive Summary	3
Average Cooking Gas Prices across States – 5KG Refilling	4
Average Cooking Gas Prices across Zones – 5KG Refilling	5
12 Month Average Prices – 5KG Refilling	6
Average Cooking Gas Prices across States – 12.5KG Refilling	7
Average Cooking Gas Prices across Zones – 12.5KG Refilling	8
12 Month Average Prices – 12.5KG Refilling	9
Methodology	10
Appendix	11
Contact	13

EXECUTIVE SUMMARY

The average price for refilling a 5kg Cylinder of Liquefied Petroleum Gas (Cooking Gas) stood at ₦3778.30 in March 2022 from ₦3708.58 recorded in February 2022 showing an increase of 1.88 percent month-on-month. However, on year on year basis, the average retail price for Cooking Gas increased by 83.62 percent from ₦2057.71 in March 2021.

According to state profile analysis, the highest average price for refilling a 5kg Cylinder of Liquefied Petroleum Gas (Cooking Gas) was recorded in Ekiti with ₦4200.00, followed by Niger with ₦4163.33 and Imo with ₦4150.00. On the other hand, Adamawa recorded the lowest average price with ₦2604.01 this was followed by Yobe and Kano with ₦2740.00 and ₦3300.00 respectively.

In addition, prices analyzed by zones shows that average retail price for refilling a 5kg Cylinder of Liquefied Petroleum Gas (Cooking Gas) was highest in the South-East with ₦ 3992.56 followed by South-West with ₦3900.55 and South-South with ₦ 3877.08, while North-East recorded the lowest average retail price was the with ₦ 3419.37.

The average price for refilling a 12.5kg Cylinder of Liquefied Petroleum Gas (Cooking Gas) increased to ₦7617.71 in March 2022 from ₦7447.79 in February 2022 representing a 2.28 percent month-on-month increase. Similarly, on year-on-year basis, the average retail price for refilling a 12.5kg cooking gas increased by 74.75 percent from ₦4359.23 in March 2021.

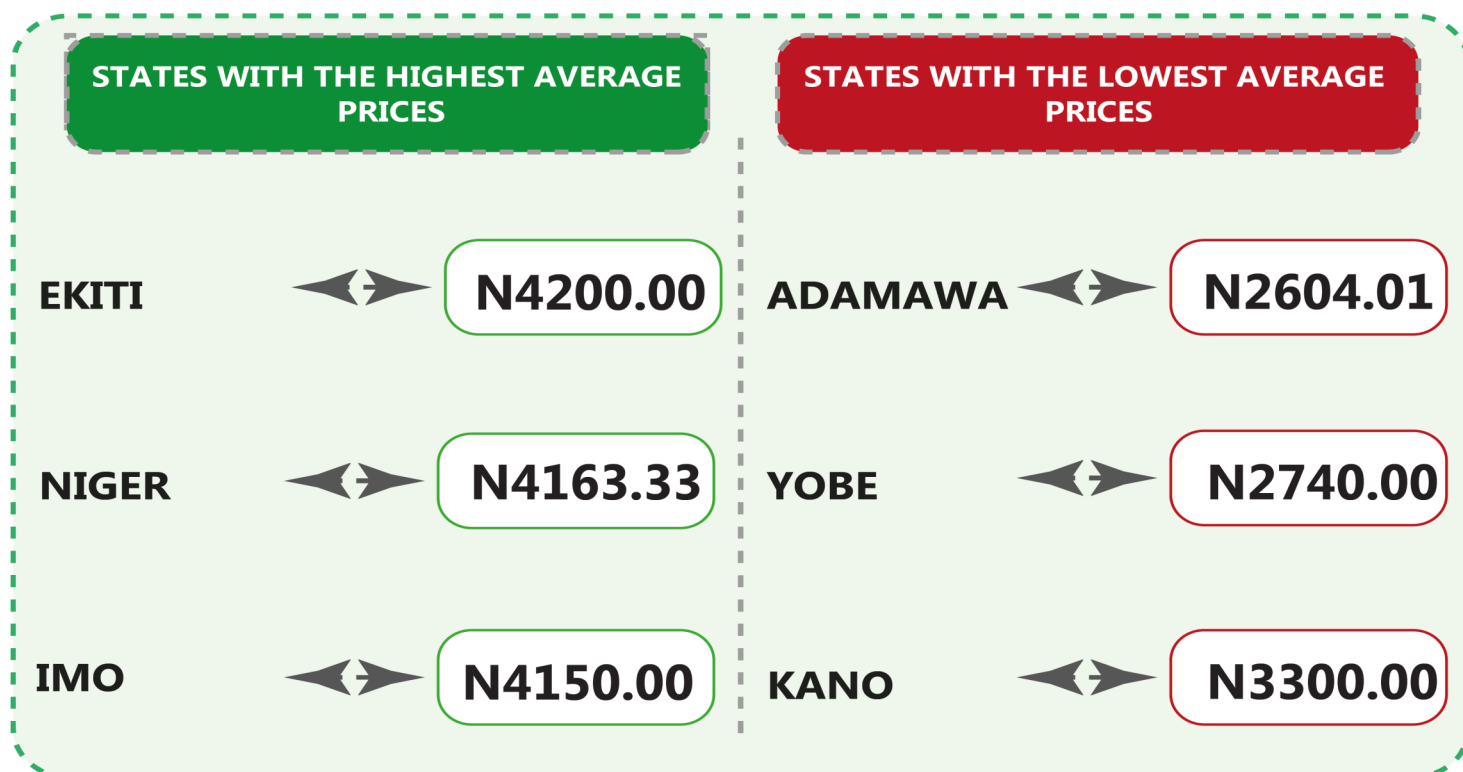

The state analysis showed that the highest average retail price for the refilling of a 12.5kg Cylinder of Liquefied Petroleum Gas (Cooking Gas) was recorded in Osun with ₦8782.14, followed by Oyo with ₦8400.00 and Katsina, with ₦8300.00. Conversely, the lowest average price for the refilling of a 12.5kg Cylinder of Liquefied Petroleum Gas (Cooking Gas) was recorded In Borno with ₦6100.00, followed by Akwa Ibom and Cross River with, ₦6840.91 and ₦6865.91 respectively.

The average retail price of a 12.5kg Cylinder of Liquefied Petroleum Gas (Cooking Gas) by zones showed that average retail price was highest in the South-West with ₦7892.40 followed by the North-Central and North-West with ₦7657.22 and ₦7533.91 respectively. The South-South Zone recorded the lowest price with ₦7091.61.

LIQUEFIED PETROLEUM GAS (COOKING GAS)

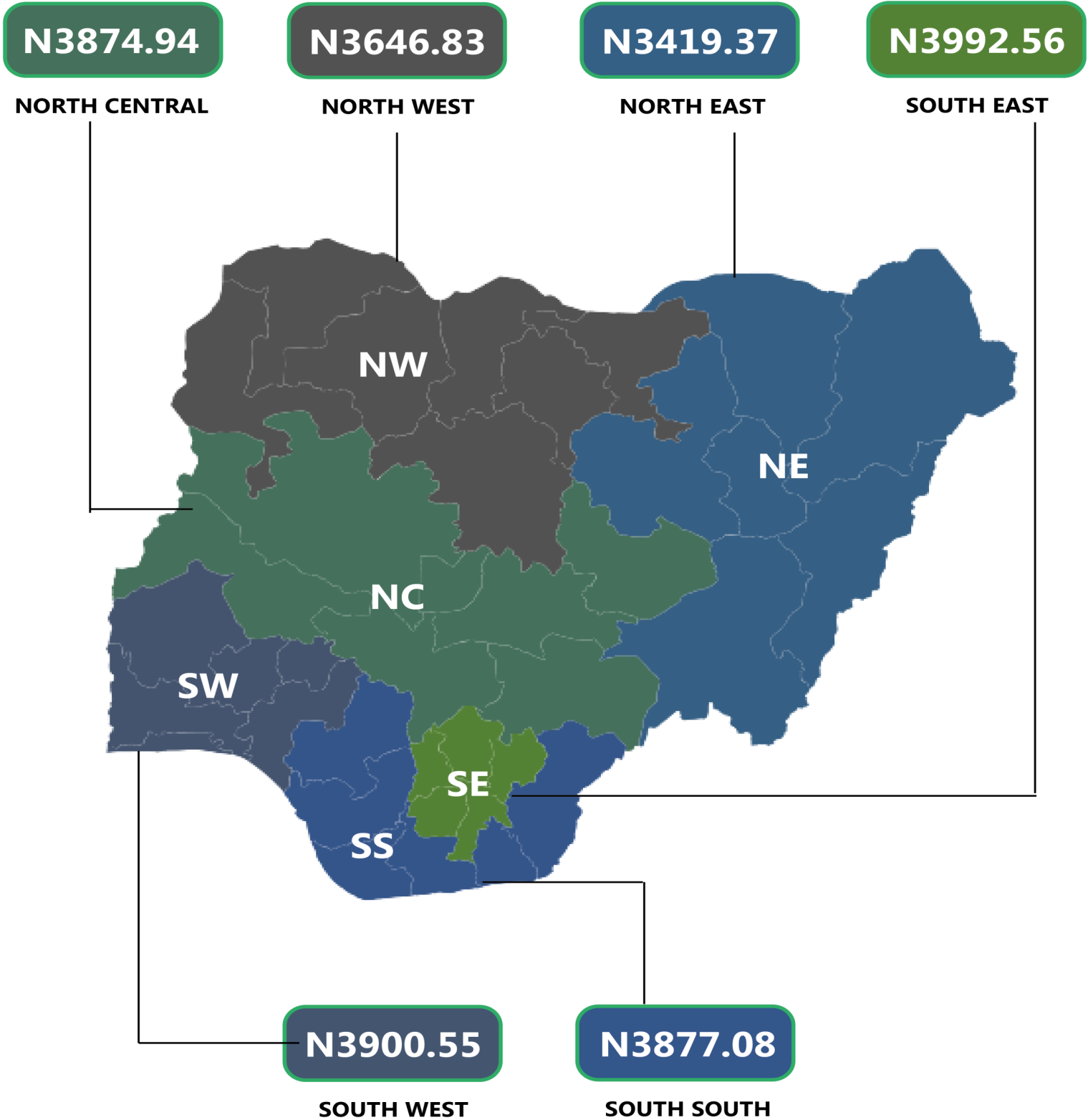
PRICE WATCH - MARCH 2022

Average Cooking Gas Prices Across States – 5KG Refilling

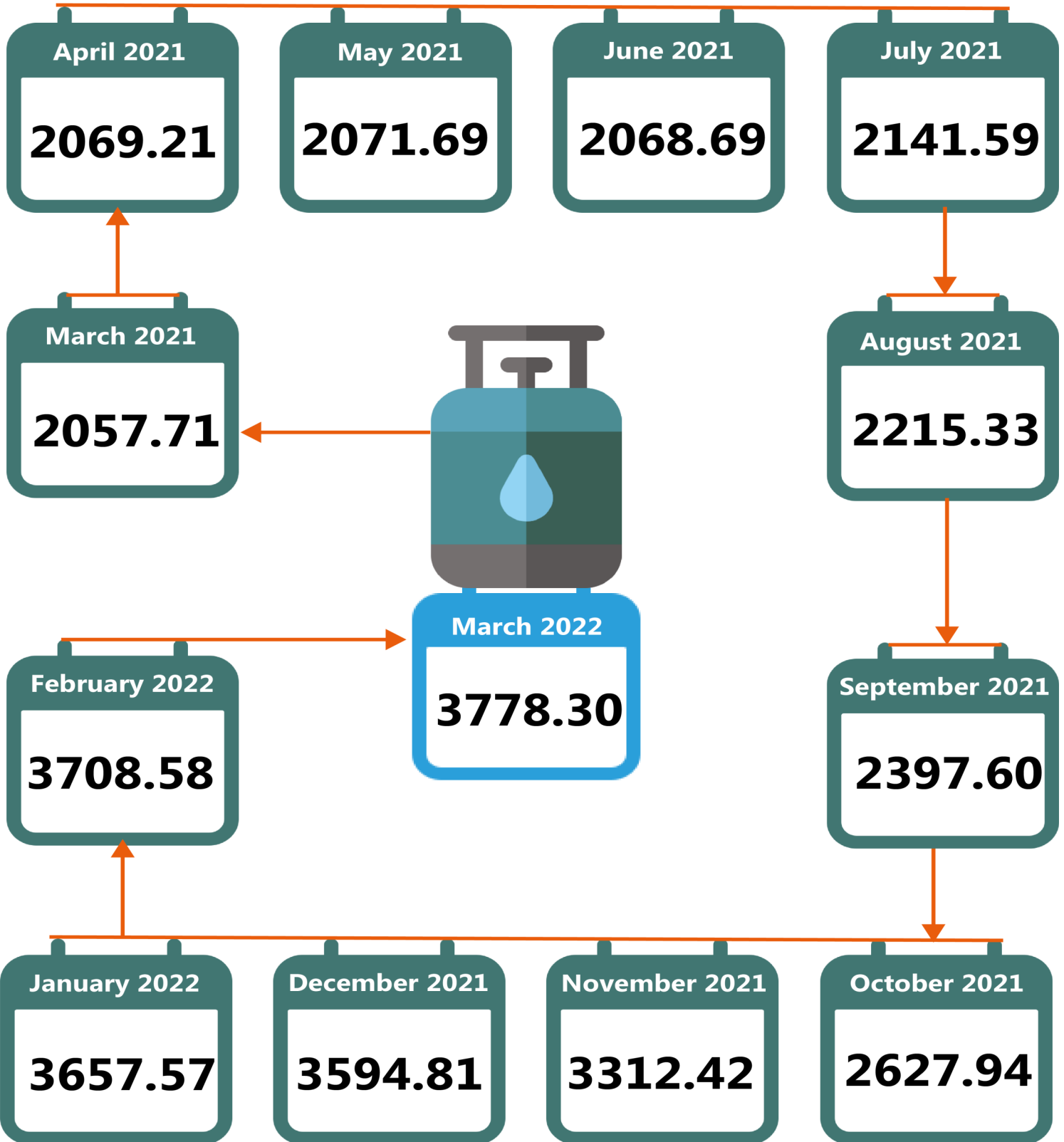


LIQUEFIED PETROLEUM GAS (COOKING GAS) PRICE WATCH - MARCH 2022

Average Cooking Gas Prices Across Zones – 5KG Refilling

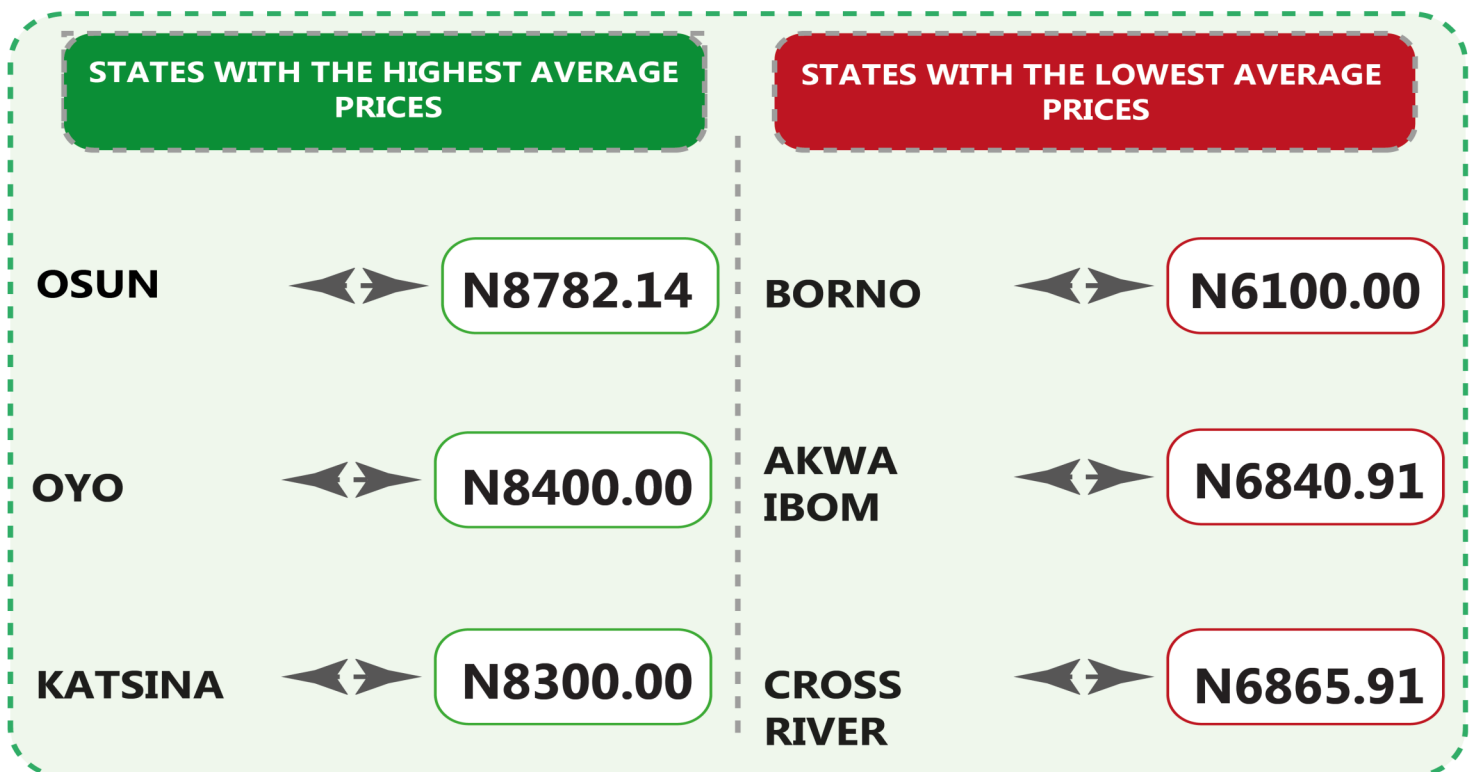



**LIQUEFIED PETROLEUM GAS (COOKING GAS)
PRICE WATCH - MARCH 2022**
12 Month Average Prices– 5KG Refilling



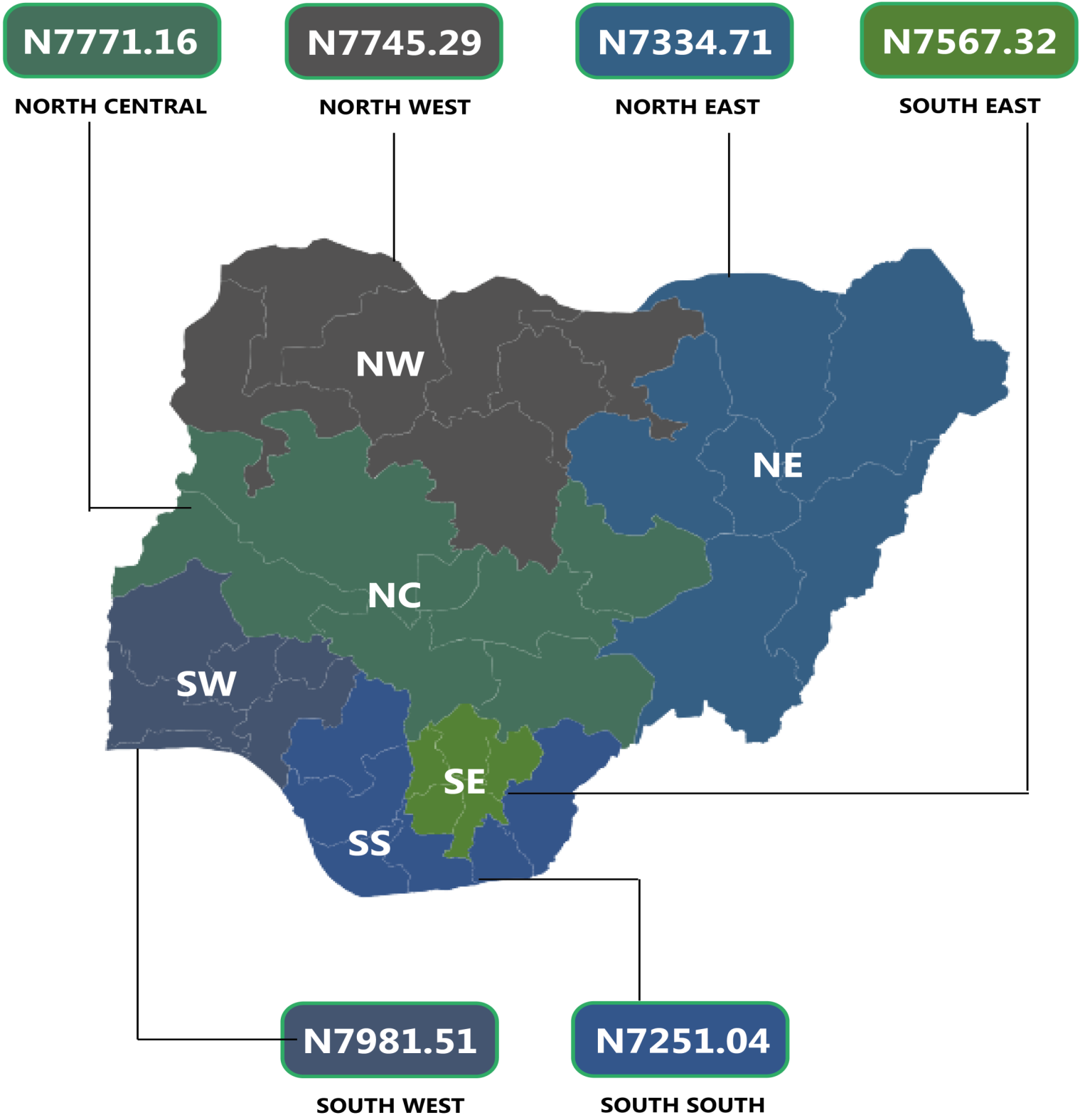
LIQUEFIED PETROLEUM GAS (COOKING GAS) PRICE WATCH - MARCH 2022

Average Cooking Gas Prices Across States – 12.5KG Refilling



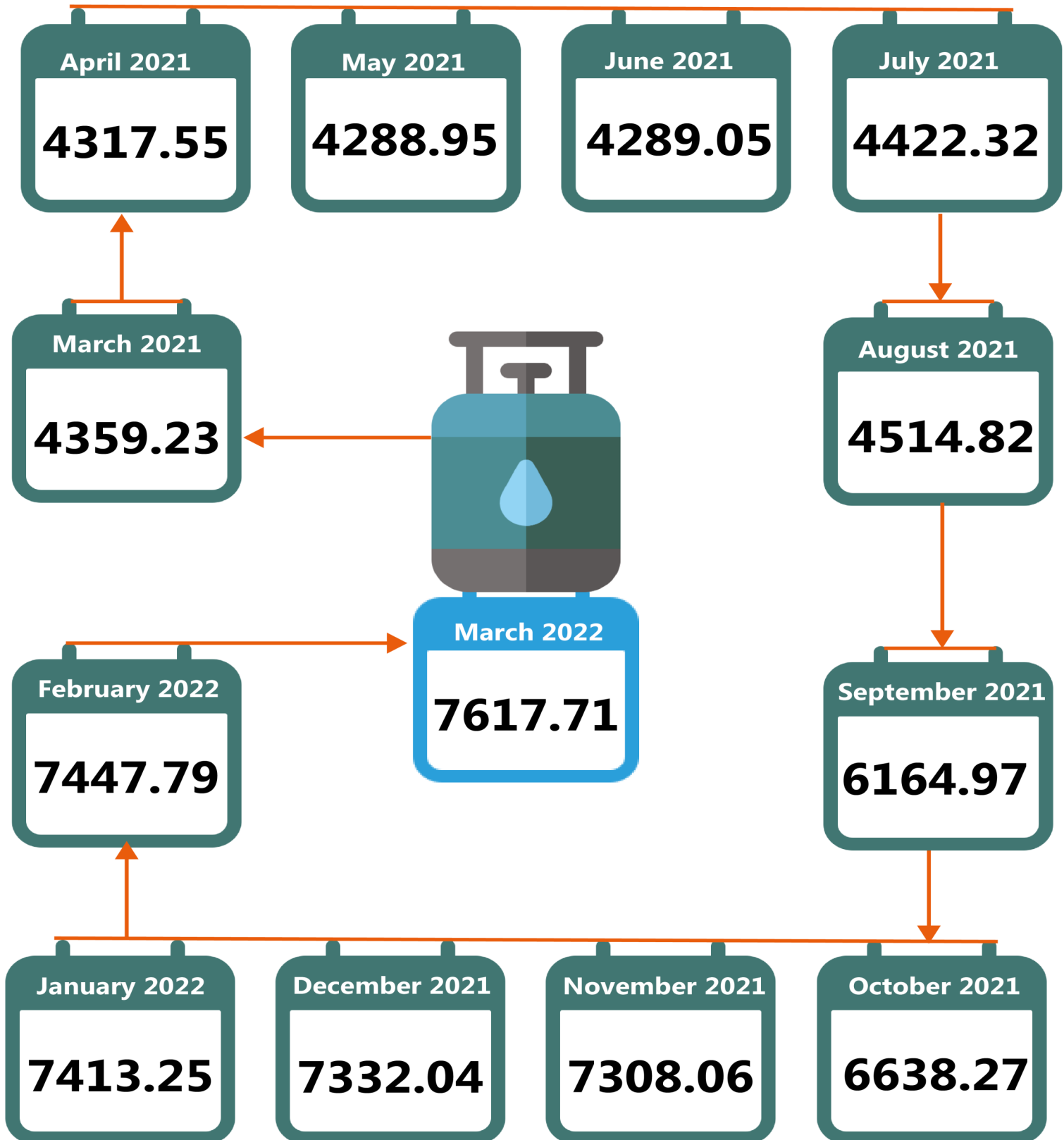
LIQUEFIED PETROLEUM GAS (COOKING GAS) PRICE WATCH - MARCH 2022

Average Cooking Gas Prices Across Zones – 12.5KG Refilling



LIQUEFIED PETROLEUM GAS (COOKING GAS) PRICE WATCH - MARCH 2022

12 Month Average Prices – 12.5KG Refilling



METHODOLOGY

Field work is done solely by over 700 NBS Staff in all States of the federation supported by supervisors who are monitored by internal and external observers.

Fuel Prices are collected across all the 774 local governments across all States and the FCT from over 10,000 respondents and locations and reflect actual prices households state they actually bought those fuels together with the prices reportedly sold by the fuel suppliers.

The average of the prices is reported for each state and the country.

NBS audit team subsequently conducts randomly selected verification of prices recorded.

APPENDIX

GAS FILLING (GAS) PRICE WATCH(5KG) -

	Average of Mar-21	Average of Feb-22	Average of Mar-22	MoM	YoY
NORTH CENTRAL	2,003.25	3,907.07	3,874.94	-0.82	93.43
Abuja	1,800.98	3,814.60	3,850.61	0.94	113.81
Benue	2,085.71	4,205.00	3,808.33	-9.43	82.59
Kogi	1,848.57	3,886.67	3,805.56	-2.09	105.86
Kwara	1,987.50	3,662.50	3,721.75	1.62	87.26
Nasarawa	2,141.67	3,805.71	3,800.00	-0.15	77.43
Niger	2,225.02	4,150.00	4,163.33	0.32	87.11
Plateau	1,933.33	3,825.00	3,975.00	3.92	105.60
NORTH EAST	2,309.57	3,219.75	3,419.37	6.20	48.05
Adamawa	2,397.37	2,500.00	2,604.01	4.16	8.62
Bauchi	2,487.45	2,645.00	3,400.00	28.54	36.69
Borno	2,397.56	4,013.33	3,988.89	-0.61	66.37
Gombe	1,986.31	3,928.57	4,133.33	5.21	108.09
Taraba	2,251.91	3,621.59	3,650.00	0.78	62.08
Yobe	2,336.84	2,610.00	2,740.00	4.98	17.25
NORTH WEST	1,903.13	3,532.47	3,646.83	3.24	91.62
Jigawa	1,717.00	3,250.00	3,450.00	6.15	100.93
Kaduna	1,825.86	3,858.33	3,911.11	1.37	114.21
Kano	1,848.12	3,260.00	3,300.00	1.23	78.56
Katsina	1,880.96	3,605.71	3,800.00	5.39	102.02
Kebbi	2,000.00	3,250.00	3,500.00	7.69	75.00
Sokoto	2,000.00	3,650.00	3,700.00	1.37	85.00
Zamfara	2,050.00	3,853.22	3,866.67	0.35	88.62
SOUTH EAST	2,055.69	3,938.00	3,992.56	1.39	94.22
Abia	2,110.00	3,900.00	3,950.00	1.28	87.20
Anambra	2,373.33	3,990.00	4,046.15	1.41	70.48
Ebonyi	1,894.00	3,863.33	3,900.00	0.95	105.91
Enugu	1,913.64	3,904.17	3,916.67	0.32	104.67
Imo	1,987.50	4,032.50	4,150.00	2.91	108.81
SOUTH SOUTH	2,104.91	3,875.23	3,877.08	0.05	84.19
Akwa Ibom	2,220.00	3,710.00	3,565.00	-3.91	60.59
Bayelsa	1,952.10	3,890.00	3,931.82	1.08	101.42
Cross River	2,170.00	4,081.82	4,000.00	-2.00	84.33
Delta	2,210.00	3,708.46	3,718.75	0.28	68.27
Edo	1,985.71	3,810.77	3,941.71	3.44	98.50
Rivers	2,091.67	4,050.33	4,105.19	1.35	96.26
SOUTH WEST	2,004.22	3,813.49	3,900.55	2.28	94.62
Ekiti	2,091.43	4,016.67	4,200.00	4.56	100.82
Lagos	2,082.27	3,980.00	4,041.18	1.54	94.08
Ogun	1,922.22	3,605.00	3,655.00	1.39	90.14
Ondo	1,950.00	3,667.14	3,732.14	1.77	91.39
Osun	2,000.00	3,905.71	3,985.71	2.05	99.29
Oyo	1,979.41	3,706.43	3,789.29	2.24	91.43
Grand Total	2,057.71	3,708.58	3,778.30	1.88	83.62

GAS FILLING (GAS) PRICE WATCH(12KG)

	Average of Mar-21	Average of Feb-22	Average of Mar-22	MoM	YoY
NORTH CENTRAL	4,415.79	7,657.22	7,771.16	1.49	75.99
Abuja	4,710.24	8,295.00	8,060.00	-2.83	71.12
Benue	4,642.86	7,280.00	7,328.57	0.67	57.85
Kogi	4,488.13	7,796.67	7,860.71	0.82	75.14
Kwara	4,086.02	7,906.25	8,041.67	1.71	96.81
Nasarawa	4,466.67	6,908.33	7,250.00	4.95	62.31
Niger	4,002.35	7,500.00	7,800.00	4.00	94.89
Plateau	4,514.26	7,914.29	8,057.14	1.81	78.48
NORTH EAST	4,338.54	7,130.41	7,334.71	2.87	69.06
Adamawa	4,066.33	7,750.00	7,888.89	1.79	94.00
Bauchi	4,579.11	7,000.00	7,500.00	7.14	63.79
Borno	4,221.86	5,913.33	6,100.00	3.16	44.49
Gombe	4,550.00	7,820.00	7,933.33	1.45	74.36
Taraba	4,500.00	7,655.24	7,700.00	0.58	71.11
Yobe	4,113.91	6,643.91	6,886.02	3.64	67.38
NORTH WEST	4,088.60	7,533.91	7,745.29	2.81	89.44
Jigawa	4,220.00	7,600.00	7,900.00	3.95	87.20
Kaduna	3,751.27	7,625.00	7,765.00	1.84	107.00
Kano	4,275.00	6,950.00	7,150.00	2.88	67.25
Katsina	3,845.04	7,900.00	8,300.00	5.06	115.86
Kebbi	4,029.82	7,750.00	7,850.00	1.29	94.80
Sokoto	4,750.00	7,100.00	7,350.00	3.52	54.74
Zamfara	3,749.06	7,812.34	7,902.03	1.15	110.77
SOUTH EAST	4,391.51	7,308.76	7,567.32	3.54	72.32
Abia	4,585.00	7,441.67	7,651.00	2.81	66.87
Anambra	4,418.79	7,245.77	7,436.43	2.63	68.29
Ebonyi	4,315.57	6,850.00	7,150.00	4.38	65.68
Enugu	4,709.62	7,885.00	8,252.27	4.66	75.22
Imo	3,928.57	7,121.36	7,346.88	3.17	87.01
SOUTH SOUTH	4,619.08	7,091.61	7,251.04	2.25	56.98
Akwa Ibom	4,605.75	6,816.00	6,840.91	0.37	48.53
Bayelsa	4,530.00	6,851.25	7,252.27	5.85	60.09
Cross River	4,762.65	6,790.27	6,865.91	1.11	44.16
Delta	4,564.00	7,689.58	7,915.00	2.93	73.42
Edo	4,728.57	7,109.23	7,332.14	3.14	55.06
Rivers	4,523.53	7,293.33	7,300.00	0.09	61.38
SOUTH WEST	4,342.92	7,892.40	7,981.51	1.13	83.78
Ekiti	4,596.92	6,891.07	6,991.07	1.45	52.08
Lagos	4,435.45	7,875.00	7,847.22	-0.35	76.92
Ogun	4,702.78	7,807.73	7,888.64	1.04	67.74
Ondo	3,991.15	7,827.00	7,980.00	1.95	99.94
Osun	4,255.68	8,625.00	8,782.14	1.82	106.36
Oyo	4,075.54	8,328.57	8,400.00	0.86	106.11
Grand Total	4,359.23	7,447.79	7,617.71	2.28	74.75

CONTACT



National Bureau of Statistics

Head Office

Plot 762 Independence Avenue,
Central Business District, Garki
Abuja.

Sunday J. Ichedi

Information Desk

Head, Communication & Public
Relations Department (C&PRD)
Phone: +2348037051701
sjichedi@nigerianstat.gov.ng

Moses Mathew

Statistical Information Officer

Phone: +2347069071157
matmoses@nigerianstat.gov.ng

Nuhu Joseph Waney II

Chief of Protocol

Phone: +2348037020063
jwnuhu@nigerianstat.gov.ng



@nbs_nigeria



NBSNigeria



Nbs_nigeria

