



NATIONAL BUREAU OF STATISTICS

Liquefied Petroleum Gas (Cooking Gas) Price Watch

(AUGUST 2020)

Report Date: September 2020

Data Source: National Bureau of Statistics (NBS)

CONTENTS

Executive Summary	1
Average Cooking Gas Prices Across States – 5KG Refilling	2
Average Cooking Gas Prices Across Zones – 5KG Refilling	3
12 Month Average Prices – 5KG Refilling	4
Average Cooking Gas Prices Across States – 12.5KG Refilling	5
Average Cooking Gas Prices Across Zones – 12.5KG Refilling	6
12 Month Average Prices – 12.5KG Refilling	7
Appendix - Tables	8
Methodology	10
Acknowledgment and Contact	11

EXECUTIVE SUMMARY

Average price for the refilling of a 5kg cylinder for Liquefied Petroleum Gas (Cooking Gas) increased by 0.40% month-on-month and decreased by -1.06% year-on-year to N1979.15 in August 2020 from N1971.34 in July 2020.

States with the highest average price for the refilling of a 5kg cylinder for Liquefied Petroleum Gas (Cooking Gas) were Bauchi (N2,489.60), Adamawa (N2,402.27) and Borno (N2,397.77).

States with the lowest average price for the refilling of a 5kg cylinder for Liquefied Petroleum Gas (Cooking Gas) were Imo (N1,672.22), Enugu (N1,700.00) and Jigawa (N1,704.55).

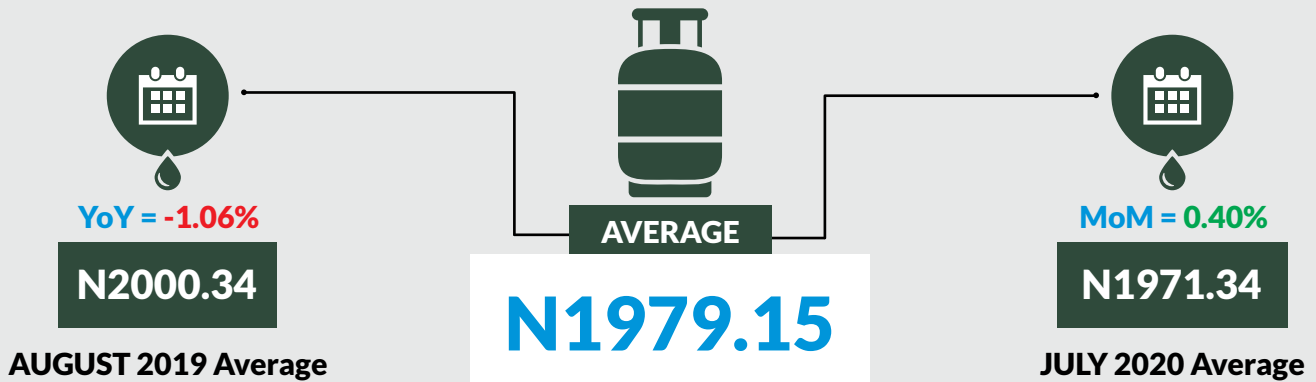
Similarly, average price for the refilling of a 12.5kg cylinder for Liquefied Petroleum Gas (Cooking Gas) increased by 0.24% month-on-month and decreased by -2.04% year-on-year to N4,136.80 in August 2020 from N4,126.82 in July 2020.

States with the highest average price for the refilling of a 12.5kg cylinder for Liquefied Petroleum Gas (Cooking Gas) were Akwa Ibom (N4,622.50), Cross River (N4,567.50) and Bayelsa (N4,544.44).

States with the lowest average price for the refilling of a 12.5kg cylinder for Liquefied Petroleum Gas (Cooking Gas) were Kano (N3,732.53), Oyo (N3,778.47) and Zamfara (N3,781.09).

LIQUEFIED PETROLEUM GAS (COOKING GAS) PRICE WATCH - AUGUST 2020

Average Cooking Gas Prices Across States – 5KG Refilling



STATES WITH THE HIGHEST AVERAGE PRICES IN AUGUST 2020



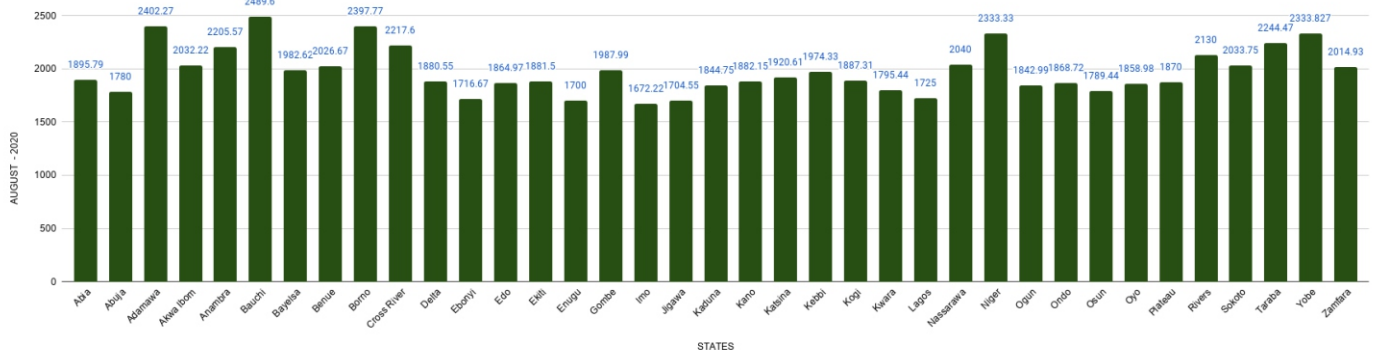
	August -20	YoY%	MoM%
BAUCHI	2489.60	0.84	0.15
ADAMAWA	2402.27	-3.47	0.76
BORNO	2397.77	0.28	0.32

STATES WITH THE LOWEST AVERAGE PRICES IN AUGUST 2020



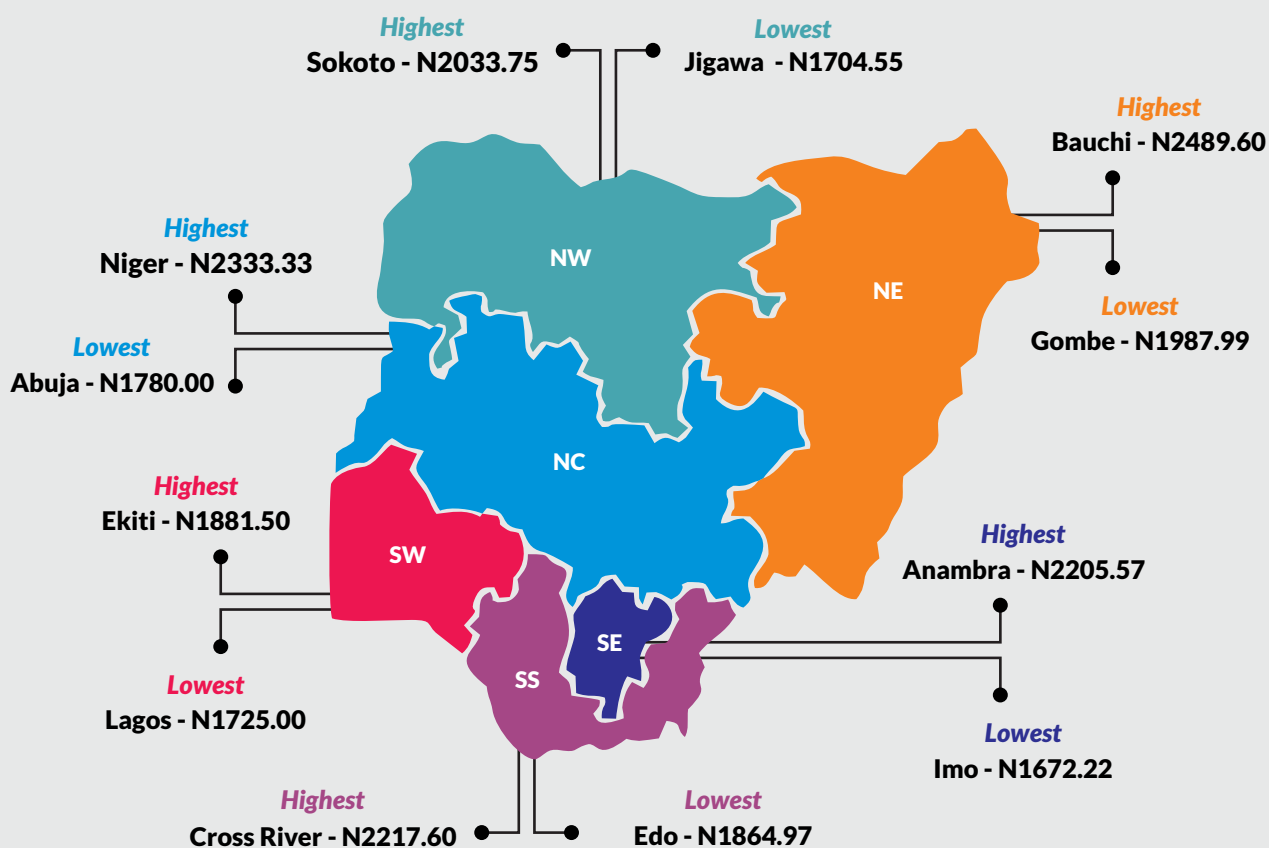

	August -20	YoY%	MoM%
IMO	1672.22	-13.13	3.79
ENUGU	1700.00	-1.05	-0.52
JIGAWA	1704.55	-10.29	5.44

AVERAGE COOKING GAS PRICES ACROSS STATES - 5KG REFILLING



LIQUEFIED PETROLEUM GAS (COOKING GAS) PRICE WATCH - AUGUST 2020

Average Cooking Gas Prices Across Zones – 5KG Refilling



LIQUEFIED PETROLEUM GAS (COOKING GAS) PRICE WATCH - AUGUST 2020

12 Months Average Prices- 5KG Refilling



September 2019	
Average	1976.11
YoY	-6.23
MoM	-1.21

October 2019	
Average	1967.46
YoY	-8.29
MoM	-0.44

November 2019	
Average	2000.29
YoY	-4.05
MoM	1.67

December 2019	
Average	2018.68
YoY	-1.66
MoM	0.92

August 2019	
Average	2000.34
YoY	-2.62
MoM	-1.21

January 2020	
Average	2019.10
YoY	-1.02
MoM	0.02



AVERAGE

July 2020	
Average	1971.34
YoY	-2.64
MoM	-0.13

August 2020	
Average	1979.15
YoY	-1.06
MoM	0.40

February 2020	
Average	1995.35
YoY	-3.50
MoM	-1.18

June 2020	
Average	1973.95
YoY	-1.07
MoM	0.45

May 2020	
Average	1965.03
YoY	-3.11
MoM	0.39

April 2020	
Average	1957.32
YoY	-4.36
MoM	-1.20

March 2020	
Average	1981.07
YoY	-4.04
MoM	-0.72

LIQUEFIED PETROLEUM GAS (COOKING GAS) PRICE WATCH - AUGUST 2020

Average Cooking Gas Prices Across States – 12.5KG Refilling



YoY = -2.04%

N4223.08

AUGUST 2019 Average



AVERAGE

N4136.80



MoM = 0.24%

N4126.82

JULY 2020 Average

STATES WITH THE HIGHEST AVERAGE PRICES IN AUGUST 2020



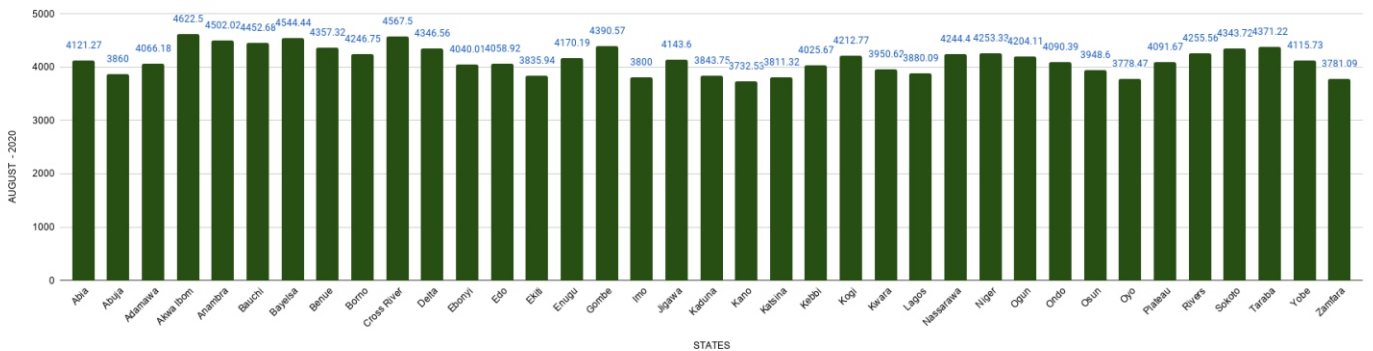
	August -20	YoY%	MoM%
AKWA IBOM	4622.50	-0.56	-0.26
CROSS RIVER	4567.50	-0.16	-0.54
BAYELSA	4544.44	-0.54	-0.52

STATES WITH THE LOWEST AVERAGE PRICES IN AUGUST 2020



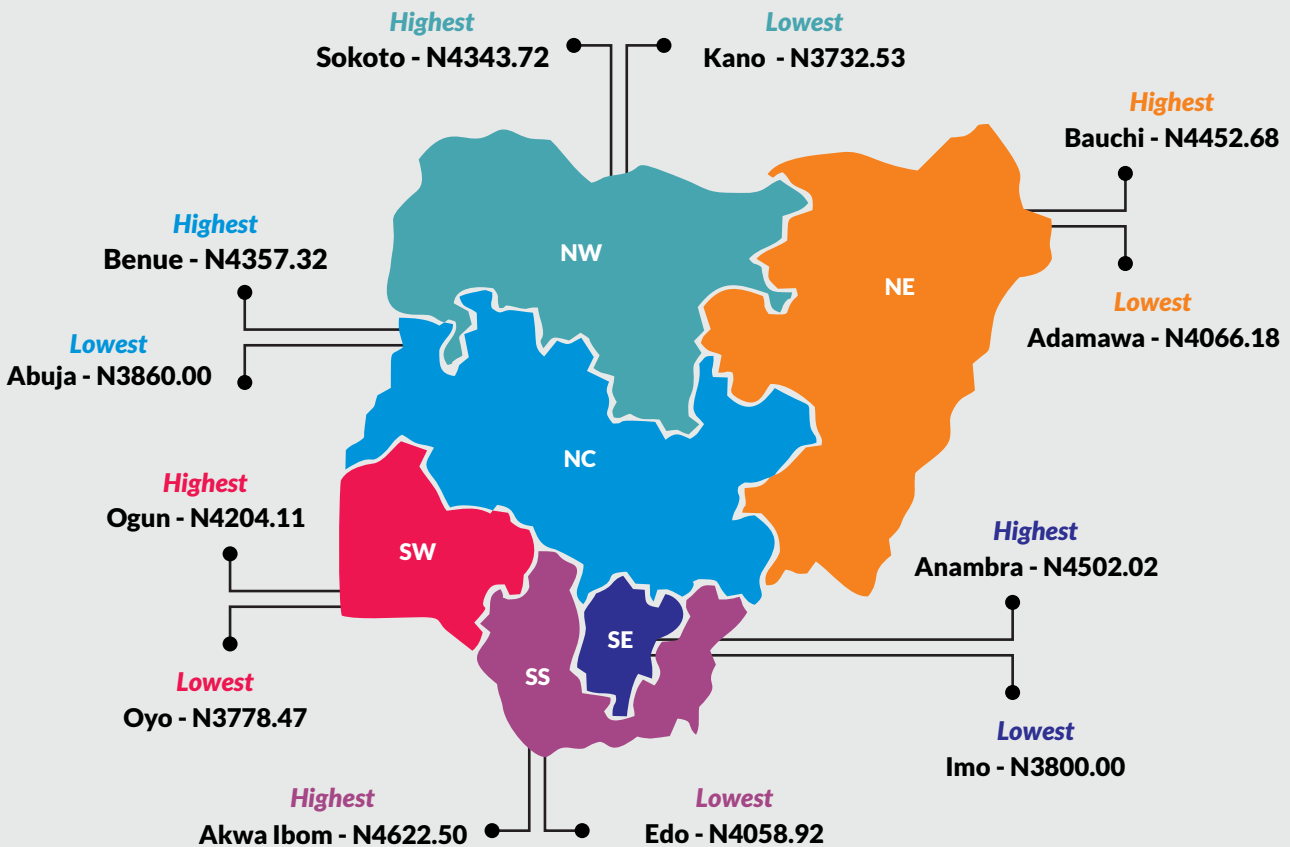

	August -20	YoY%	MoM%
KANO	3732.53	-1.78	1.43
OYO	3778.47	-2.43	2.47
ZAMFARA	3781.09	-5.47	-1.16

AVERAGE COOKING GAS PRICES ACROSS STATES - 12.5KG REFILLING



LIQUEFIED PETROLEUM GAS (COOKING GAS) PRICE WATCH - AUGUST 2020

Average Cooking Gas Prices Across Zones – 12.5KG Refilling



LIQUEFIED PETROLEUM GAS (COOKING GAS) PRICE WATCH - AUGUST 2020

12 Months Average Prices- 12.5KG Refilling



September 2019	
Average	4124.20
YoY	-5.76
MoM	-2.34

October 2019	
Average	4104.83
YoY	-7.68
MoM	-0.47

November 2019	
Average	4121.15
YoY	-2.85
MoM	0.40

December 2019	
Average	4176.20
YoY	-3.60
MoM	1.34

August 2019	
Average	4223.08
YoY	-3.28
MoM	0.16



AVERAGE

January 2020	
Average	4180.24
YoY	-2.28
MoM	0.10

July 2020	
Average	4126.82
YoY	-2.12
MoM	-0.30

August 2020	
Average	4136.80
YoY	-2.04
MoM	0.24

February 2020	
Average	4180.57
YoY	-1.52
MoM	0.01

June 2020	
Average	4139.18
YoY	-2.06
MoM	0.06

May 2020	
Average	4136.87
YoY	-1.98
MoM	-0.59

April 2020	
Average	4161.54
YoY	-2.17
MoM	-0.47

March 2020	
Average	4181.22
YoY	-1.84
MoM	0.02

METHODOLOGY

Field work is done solely by over 700 NBS Staff in all States of the federation supported by supervisors who are monitored by internal and external observers.

Fuel Prices are collected across all the 774 local governments across all States and the FCT from over 10,000 respondents and locations and reflect actual prices households state they actually bought those fuels together with the prices reportedly sold by the fuel suppliers.

The average of all these prices is then reported for each state and the average for the country is the average for the state.

NBS audit team subsequently conducts randomly selected verification of prices recorded.

ACKNOWLEDGEMENTS/CONTACTS

Acknowledgements

We acknowledge our technical partners, Proshare in the design, concept and production of this publication.





Contact Us

 @nigerianstat

 NBSNigeria

 www.nigerianstat.gov.ng

 **Head Office Address**
Plot 762, Independence Avenue, Central
Business District, FCT, Abuja Nigeria.

 +234 803 386 5388

 feedback@nigerianstat.gov.ng