



NATIONAL BUREAU OF STATISTICS

Liquefied Petroleum Gas (Cooking Gas) Price Watch

(FEBRUARY 2020)

Report Date: March 2020

Data Source: National Bureau of Statistics (NBS)

CONTENTS

Executive Summary	1
Average Cooking Gas Prices Across States – 5KG Refilling	2
Average Cooking Gas Prices Across Zones – 5KG Refilling	3
12 Month Average Prices – 5KG Refilling	4
Average Cooking Gas Prices Across States – 12.5KG Refilling	5
Average Cooking Gas Prices Across Zones – 12.5KG Refilling	6
12 Month Average Prices – 12.5KG Refilling	7
Appendix - Tables	8
Methodology	10
Acknowledgment and Contact	11

EXECUTIVE SUMMARY

Average price for the refilling of a 5kg cylinder for Liquefied Petroleum Gas (Cooking Gas) decreased by -1.18% month-on-month and by -3.50% year-on-year to N1,995.35 in February 2020 from N2,019.10 in January 2020.

States with the highest average price for the refilling of a 5kg cylinder for Liquefied Petroleum Gas (Cooking Gas) were Bauchi (N2,478.58), Adamawa (N2,392.46) and Borno (N2,380.15).

States with the lowest average price for the refilling of a 5kg cylinder for Liquefied Petroleum Gas (Cooking Gas) were Ebonyi (N1,671.43), Enugu (N1,748.55) and Abuja (N1,748.00).

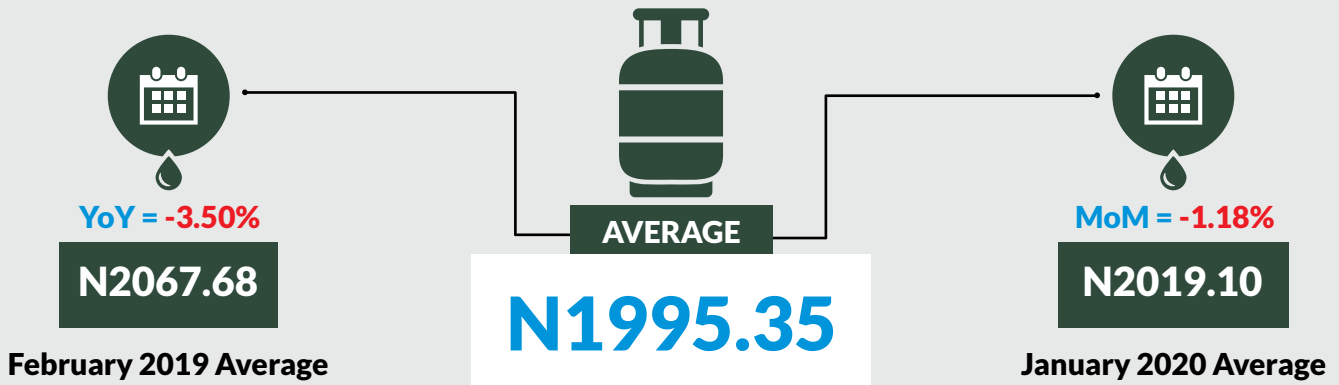
Similarly, average price for the refilling of a 12.5kg cylinder for Liquefied Petroleum Gas (Cooking Gas) increased by 0.01% month-on-month and decreased by -1.52% year-on-year to N4,180.57 in February 2020 from N4,180.24 in January 2020.

States with the highest average price for the refilling of a 12.5kg cylinder for Liquefied Petroleum Gas (Cooking Gas) were Cross River (N4,686.25), Akwa Ibom (N4,659.62) and Bayelsa (N4,594.99).

States with the lowest average price for the refilling of a 12.5kg cylinder for Liquefied Petroleum Gas (Cooking Gas) were Kano (N3,691.67), Oyo (N3,793.18) and Katsina (N3,793.75).

LIQUEFIED PETROLEUM GAS (COOKING GAS) PRICE WATCH - FEBRUARY 2020

Average Cooking Gas Prices Across States – 5KG Refilling



STATES WITH THE HIGHEST AVERAGE PRICES IN FEBRUARY 2020



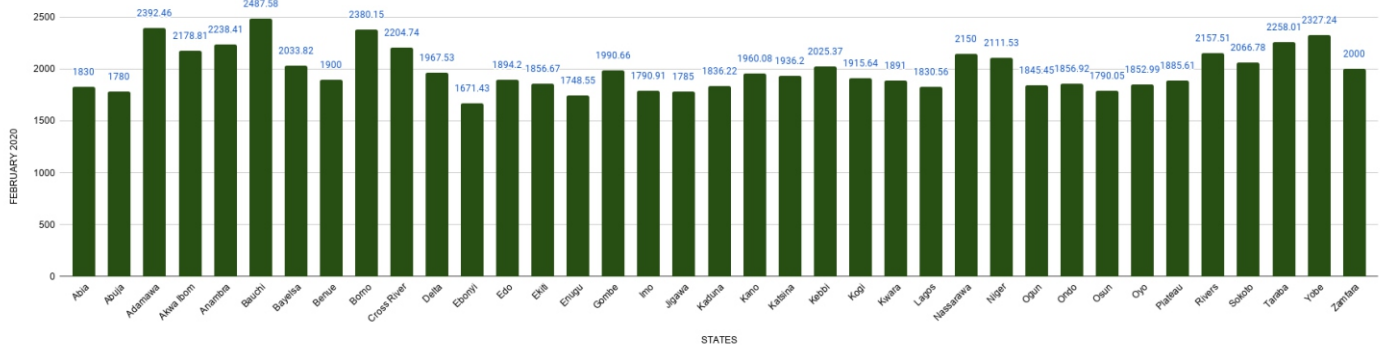
	Feb -20	YoY%	MoM%
BAUCHI	2487.58	-0.50	-0.50
ADAMAWA	2392.46	-0.31	-0.31
BORNO	2380.15	-0.83	-0.83

STATES WITH THE HIGHEST AVERAGE PRICES IN FEBRUARY 2020



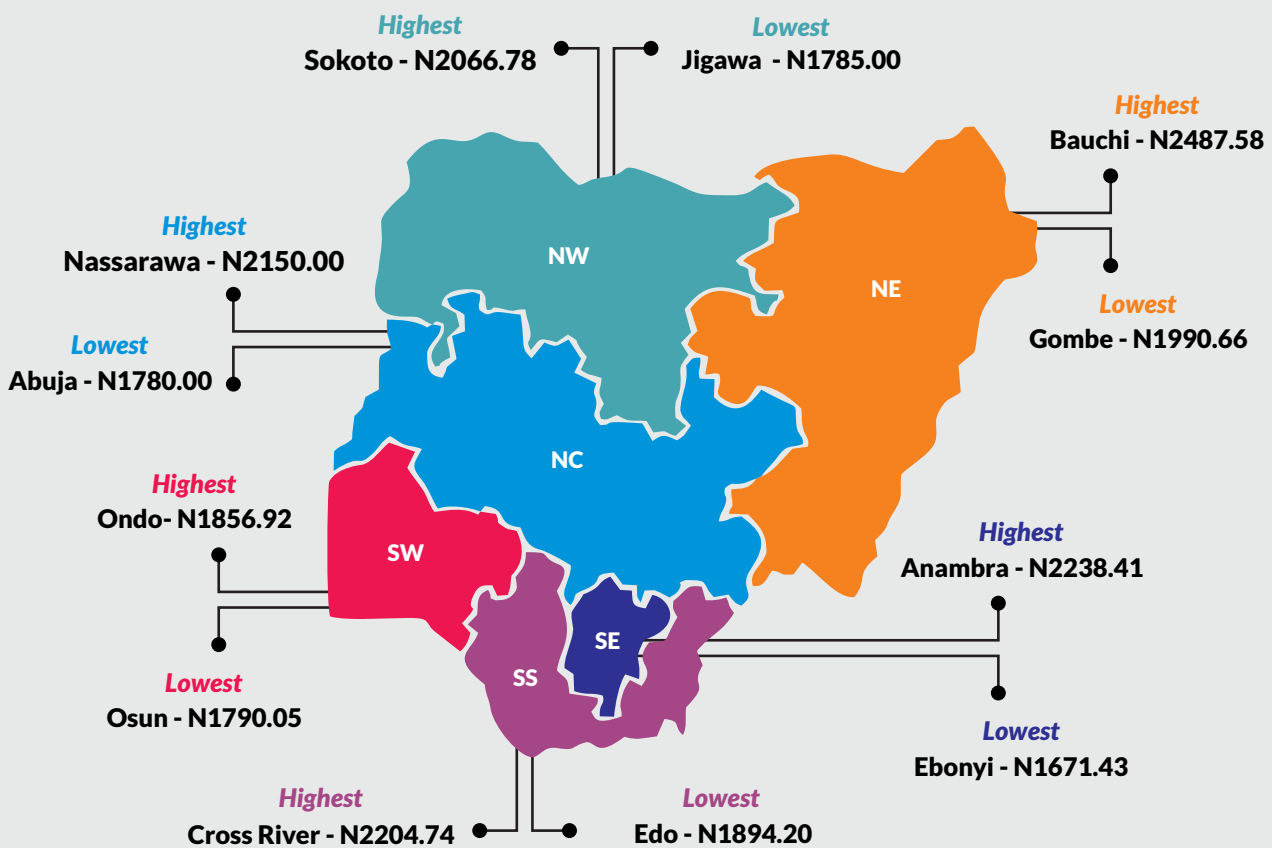
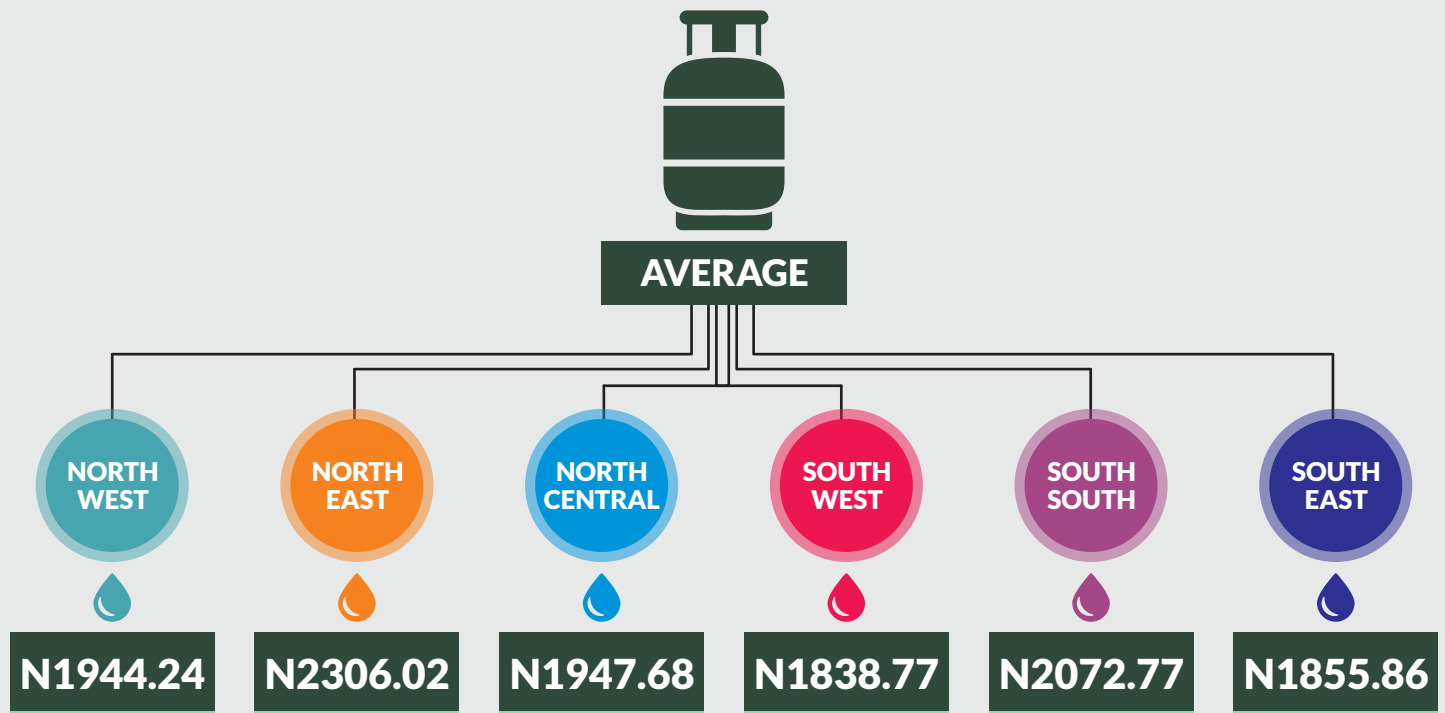
	Feb -20	YoY%	MoM%
EBONYI	1671.43	-15.37	-6.12
ENUGU	1748.55	4.08	-4.07
ABUJA	1780.00	-6.32	-5.32

AVERAGE COOKING GAS PRICES ACROSS STATES- 5KG REFILLING



LIQUEFIED PETROLEUM GAS (COOKING GAS) PRICE WATCH - FEBRUARY 2020

Average Cooking Gas Prices Across Zones – 5KG Refilling



LIQUEFIED PETROLEUM GAS (COOKING GAS) PRICE WATCH - FEBRUARY 2020

12 Months Average Prices – 5KG Refilling



March 2019	
Average	2064.45
YoY	-1.25
MoM	-0.16

April 2019	
Average	2046.53
YoY	-0.57
MoM	-0.87

May 2019	
Average	2028.04
YoY	-2.13
MoM	-0.90

June 2019	
Average	1995.38
YoY	-1.94
MoM	-1.61

February 2019	
Average	2067.68
YoY	-4.09
MoM	1.37

July 2019	
Average	2024.80
YoY	0.71
MoM	1.47



AVERAGE

January 2020	
Average	2019.10
YoY	-1.02
MoM	0.02

January 2020	
Average	1995.35
YoY	-3.50
MoM	-1.18

August 2019	
Average	2000.34
YoY	-2.62
MoM	-1.21

December 2019	
Average	2018.68
YoY	-1.66
MoM	0.92


November 2019	
Average	2000.29
YoY	-4.05
MoM	1.67

October 2019	
Average	1967.46
YoY	-8.29
MoM	-0.44

September 2019	
Average	1976.11
YoY	-6.23
MoM	-1.21

LIQUEFIED PETROLEUM GAS (COOKING GAS) PRICE WATCH - FEBRUARY 2020

Average Cooking Gas Prices Across States – 12.5KG Refilling



STATES WITH THE HIGHEST AVERAGE PRICES IN FEBRUARY 2020



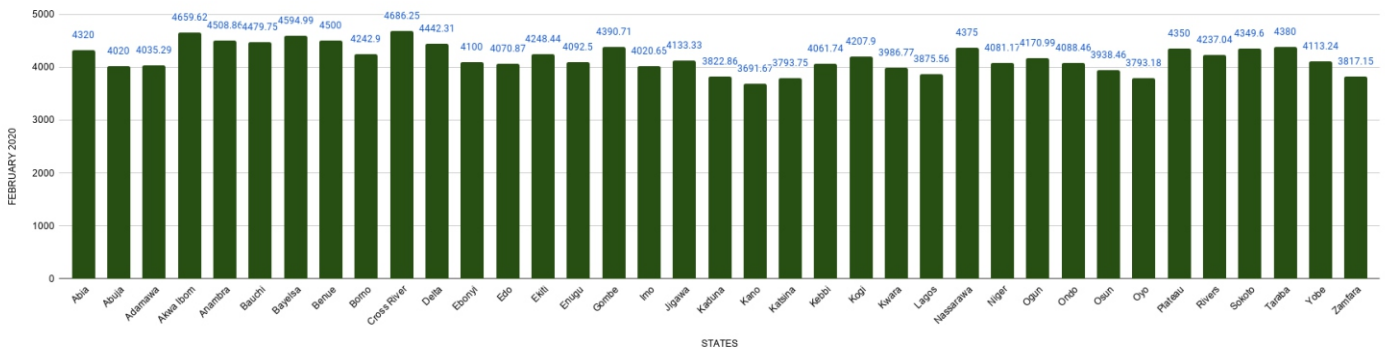
	Feb -20	YoY%	MoM%
CROSS RIVER	4686.25	-1.53	-0.25
AKWA IBOM	4659.62	-0.86	-0.59
BAYELSA	4594.99	-0.11	-0.54

STATES WITH THE LOWEST AVERAGE PRICES IN FEBRUARY 2020



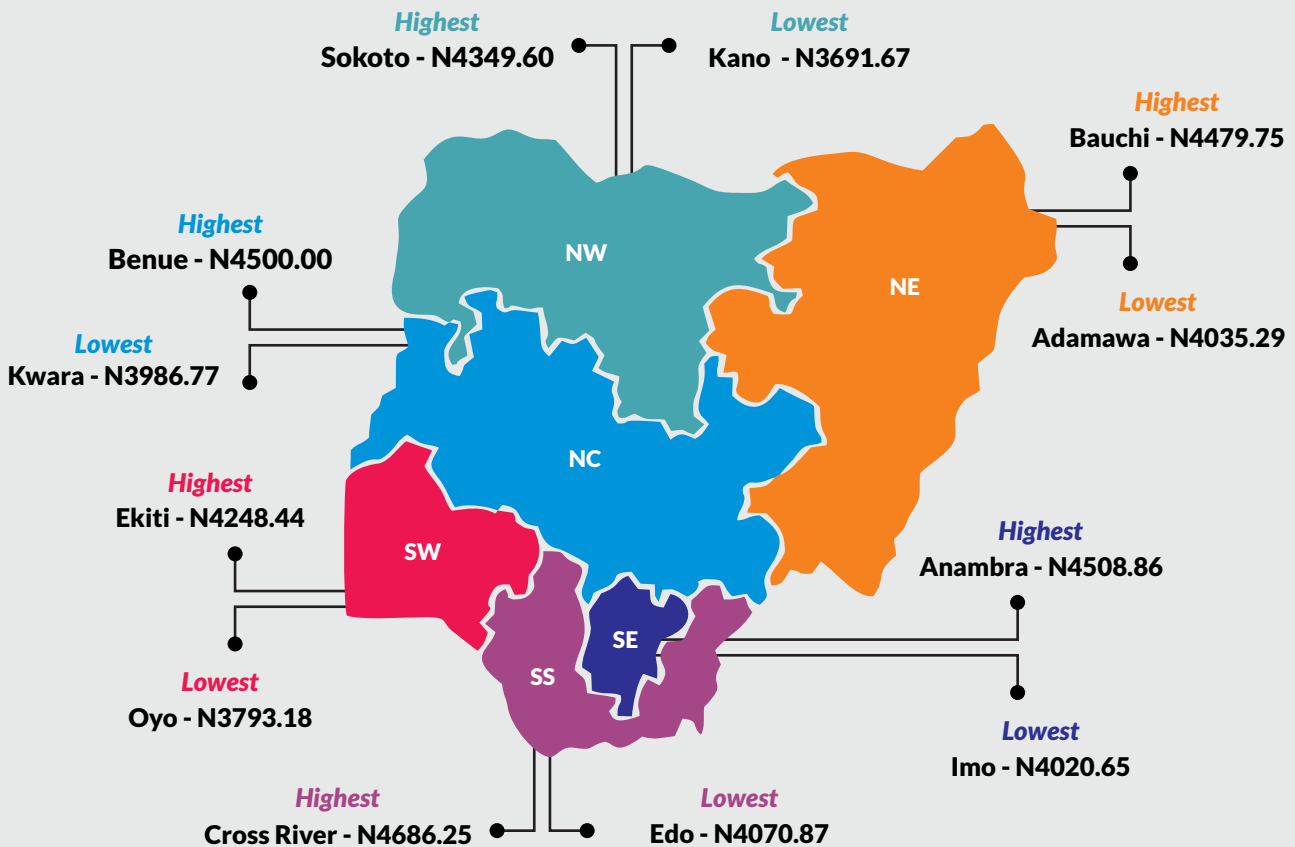

	Feb -20	YoY%	MoM%
KANO	3691.67	-2.21	-0.67
OYO	3793.18	-0.33	-1.23
KATSINA	3793.75	-5.75	-0.16

AVERAGE COOKING GAS PRICES ACROSS STATES- 12.5KG REFILLING



LIQUEFIED PETROLEUM GAS (COOKING GAS) PRICE WATCH - FEBRUARY 2020

Average Cooking Gas Prices Across Zones – 12.5KG Refilling



LIQUEFIED PETROLEUM GAS (COOKING GAS) PRICE WATCH - FEBRUARY 2020

12 Months Average Prices- 12.5KG Refilling



March 2019	
Average	4259.48
YoY	0.14
MoM	0.34


April 2019	
Average	4253.91
YoY	-0.35
MoM	-0.13

May 2019	
Average	4220.44
YoY	-1.82
MoM	-0.79

June 2019	
Average	4226.04
YoY	-1.24
MoM	0.13

February 2019	
Average	4244.91
YoY	-2.04
MoM	-0.77

July 2019	
Average	4216.29
YoY	-0.66
MoM	-0.23



January 2020	
Average	4180.24
YoY	-2.28
MoM	0.10

February 2020	
Average	4180.57
YoY	-1.52
MoM	0.01

August 2019	
Average	4223.08
YoY	-3.28
MoM	0.16

December 2019	
Average	4176.20
YoY	-3.60
MoM	1.34

November 2019	
Average	4121.15
YoY	-2.85
MoM	0.40

October 2019	
Average	4104.83
YoY	-7.68
MoM	-0.47

September 2019	
Average	4124.20
YoY	-5.76
MoM	-2.34

METHODOLOGY

Field work is done solely by over 700 NBS Staff in all States of the federation supported by supervisors who are monitored by internal and external observers.

Fuel Prices are collected across all the 774 local governments across all States and the FCT from over 10,000 respondents and locations and reflect actual prices households state they actually bought those fuels together with the prices reportedly sold by the fuel suppliers.

The average of all these prices is then reported for each state and the average for the country is the average for the state.

NBS audit team subsequently conducts randomly selected verification of prices recorded.

ACKNOWLEDGEMENTS/CONTACTS

Acknowledgements

We acknowledge our technical partners, Proshare in the design, concept and production of this publication.





Contact Us

 @nigerianstat

 NBSNigeria

 www.nigerianstat.gov.ng

 **Head Office Address**
Plot 762, Independence Avenue, Central
Business District, FCT, Abuja Nigeria.

 +234 803 386 5388

 feedback@nigerianstat.gov.ng