



NATIONAL BUREAU OF STATISTICS

Liquefied Petroleum Gas (Cooking Gas) Price Watch

(SEPTEMBER 2019)

Report Date: October 2019

Data Source: National Bureau of Statistics (NBS)

Contents

Executive Summary	1
Average Cooking Gas Prices Across States – 5KG Refilling	2
Average Cooking Gas Prices Across Zones – 5KG Refilling	3
12 Month Average Prices – 5KG Refilling	4
Average Cooking Gas Prices Across States – 12.5KG Refilling	5
Average Cooking Gas Prices Across Zones – 12.5KG Refilling	6
12 Month Average Prices – 12.5KG Refilling	7
Appendix - Tables	8
Methodology	10
Acknowledgment and Contact	11

Executive Summary

Average price for the refilling of a 5kg cylinder for Liquefied Petroleum Gas (Cooking Gas) decreased by -1.21% month-on-month and -6.23% year-on-year to N1,976.11 in September 2019 from N2,000.34 in August 2019.

States with the highest average price for the refilling of a 5kg cylinder for Liquefied Petroleum Gas (Cooking Gas) were Bauchi (N2,481.88), Borno (N2,382.29) and Adamawa (N2,375.66).

States with the lowest average price for the refilling of a 5kg cylinder for Liquefied Petroleum Gas (Cooking Gas) were Abuja (N1,680.00), Ebonyi (N1,700.00) and Osun (N1,711.46).

Similarly, average price for the refilling of a 12.5kg cylinder for Liquefied Petroleum Gas (Cooking Gas) decreased by -2.34% month-on-month and by -5.76% year-on-year to N4,124.20 in September 2019 from N4,223.08 in August 2019.


States with the highest average price for the refilling of a 12.5kg cylinder for Liquefied Petroleum Gas (Cooking Gas) were Akwa Ibom (N4,685.05), Benue (N4,600.00) and Cross River (N4,565.32).

States with the lowest average price for the refilling of a 12.5kg cylinder for Liquefied Petroleum Gas (Cooking Gas) were Kano (N3,600.00), Oyo (N3,661.54) and Lagos (N3,705.00).

Liquefied Petroleum Gas (Cooking Gas) Price Watch - September 2019



Average Cooking Gas Prices Across States - 5KG Refilling



STATES WITH THE HIGHEST AVERAGE PRICES IN SEPTEMBER 2019



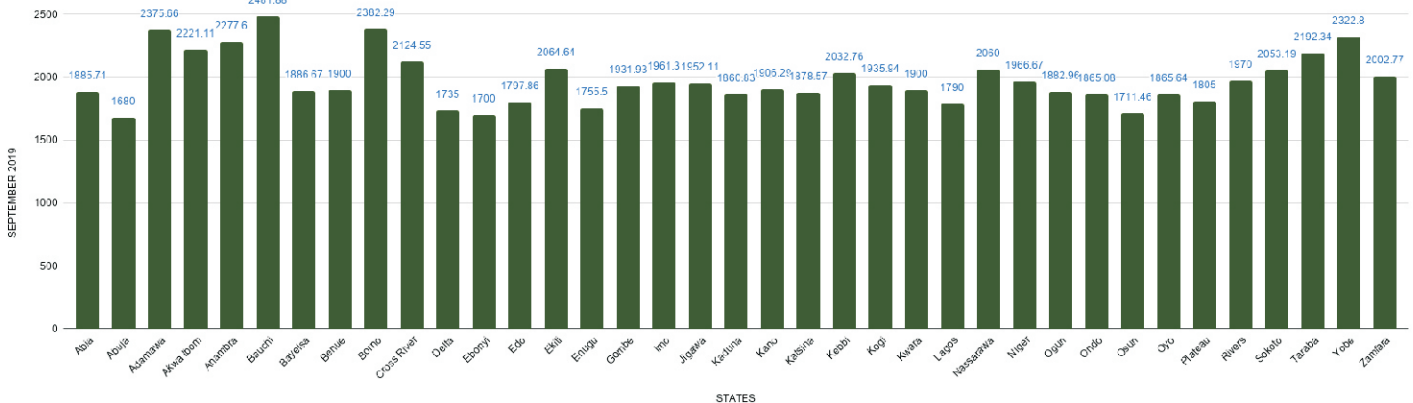
	Sep -19	YoY%	MoM%
BAUCHI	2481.88	3.41	0.53
BORNO	2382.29	-2.37	-0.37
ADAMAWA	2375.66	4.42	-4.54

STATES WITH THE HIGHEST AVERAGE PRICES IN SEPTEMBER 2019



	Sep -19	YoY%	MoM%
ABUJA	1680.00	-11.58	-3.40
EBONYI	1700.00	-10.53	-2.86
OSUN	1711.46	-13.47	1.00

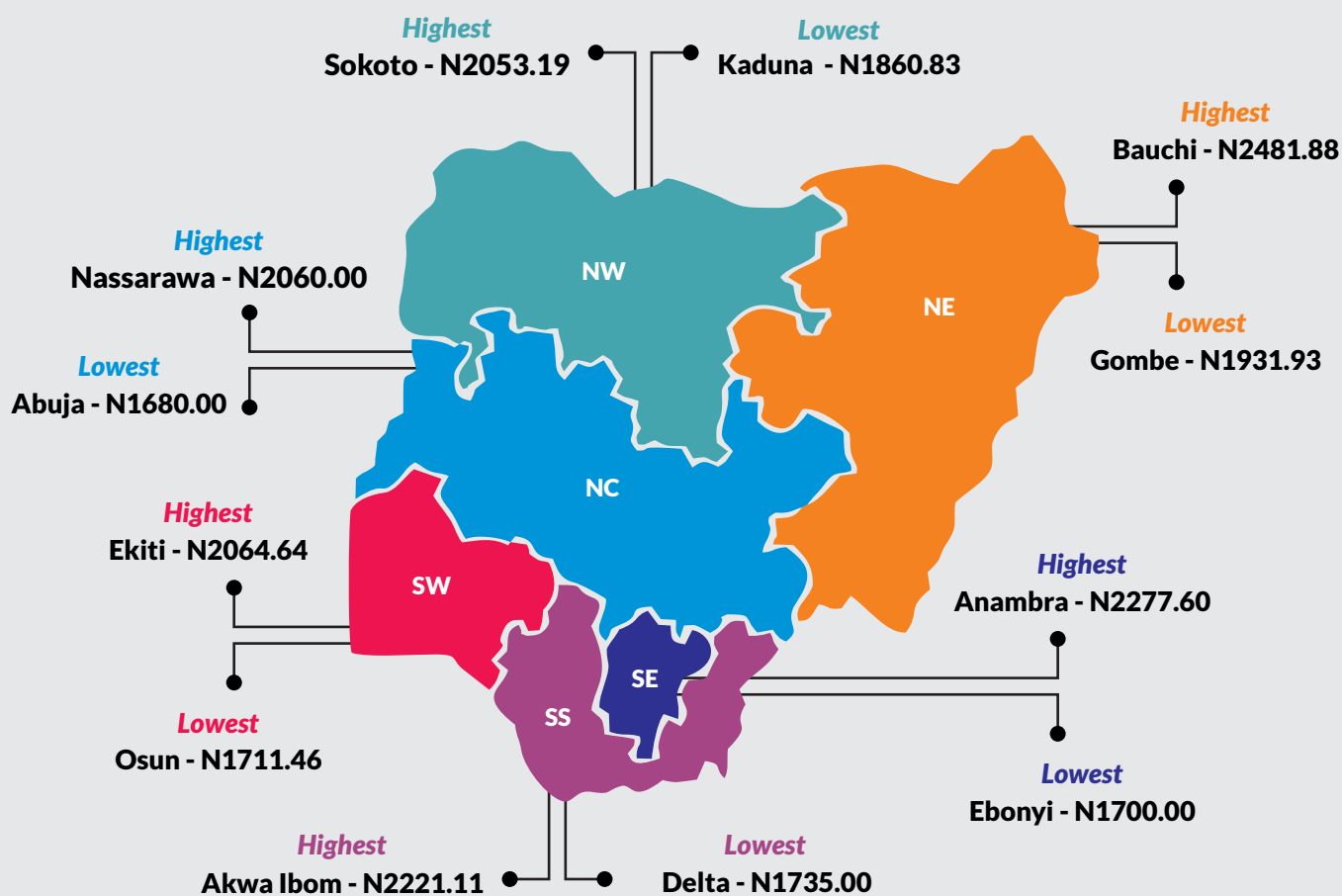

AVERAGE COOKING GAS PRICES ACROSS STATES- 5KG REFILLING



Liquefied Petroleum Gas (Cooking Gas) Price Watch - September 2019



Average Cooking Gas Prices Across Zones – 5KG Refilling



Liquefied Petroleum Gas (Cooking Gas) Price Watch - September 2019



12 Months Average Prices- 5KG Refilling

October 2018	
Average	2145.30
YoY	-9.64
MoM	1.79

November 2018	
Average	2084.74
YoY	-12.33
MoM	-2.82

December 2018	
Average	2052.79
YoY	-9.84
MoM	-1.53

January 2019	
Average	2039.82
YoY	-6.86
MoM	-0.63

September 2018	
Average	2107.48
YoY	10.26
MoM	2.60



February 2019	
Average	2067.68
YoY	-4.09
MoM	1.37

August 2019	
Average	2000.34
YoY	-2.62
MoM	-1.21

September 2019	
Average	1976.11
YoY	-6.23
MoM	-1.21

March 2019	
Average	2064.45
YoY	-1.25
MoM	-0.16

July 2019	
Average	2024.80
YoY	0.71
MoM	1.47

June 2019	
Average	1995.38
YoY	-1.94
MoM	-1.61


May 2019	
Average	2028.04
YoY	-2.13
MoM	-0.90

April 2019	
Average	2046.53
YoY	-0.57
MoM	-0.87

Liquefied Petroleum Gas (Cooking Gas) Price Watch - September 2019



Average Cooking Gas Prices Across States - 12.5KG Refilling



STATES WITH THE HIGHEST AVERAGE PRICES IN SEPTEMBER 2019



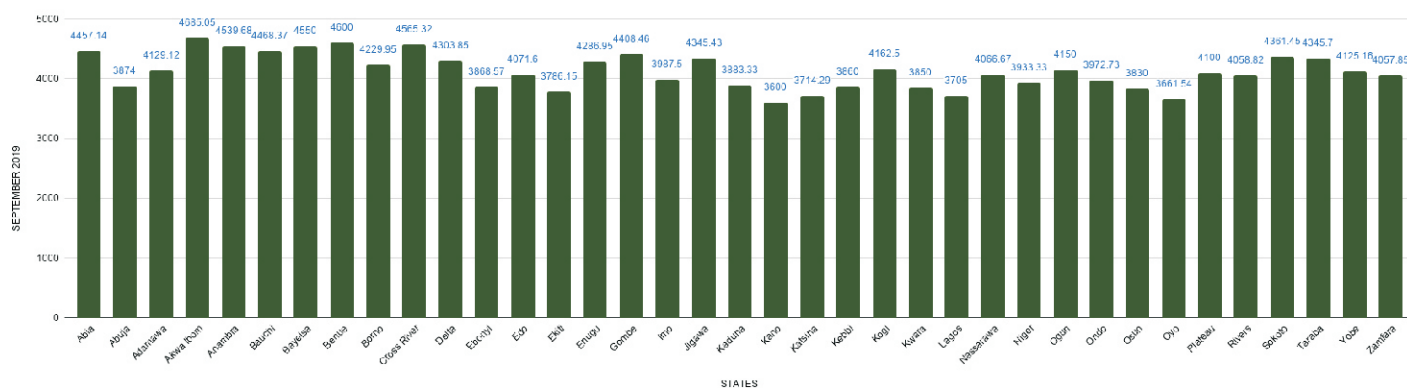
	Sep -19	YoY%	MoM%
AKWA IBOM	4685.05	-6.30	0.78
BENUE	4600.00	-5.76	-0.54
CROSS RIVER	4565.32	-1.75	-0.21

STATES WITH THE LOWEST AVERAGE PRICES IN SEPTEMBER 2019



	Sep -19	YoY%	MoM%
KANO	3600.00	-10.74	-5.26
OYO	3661.54	-9.26	-5.45
LAGOS	3705.00	-7.38	-3.65

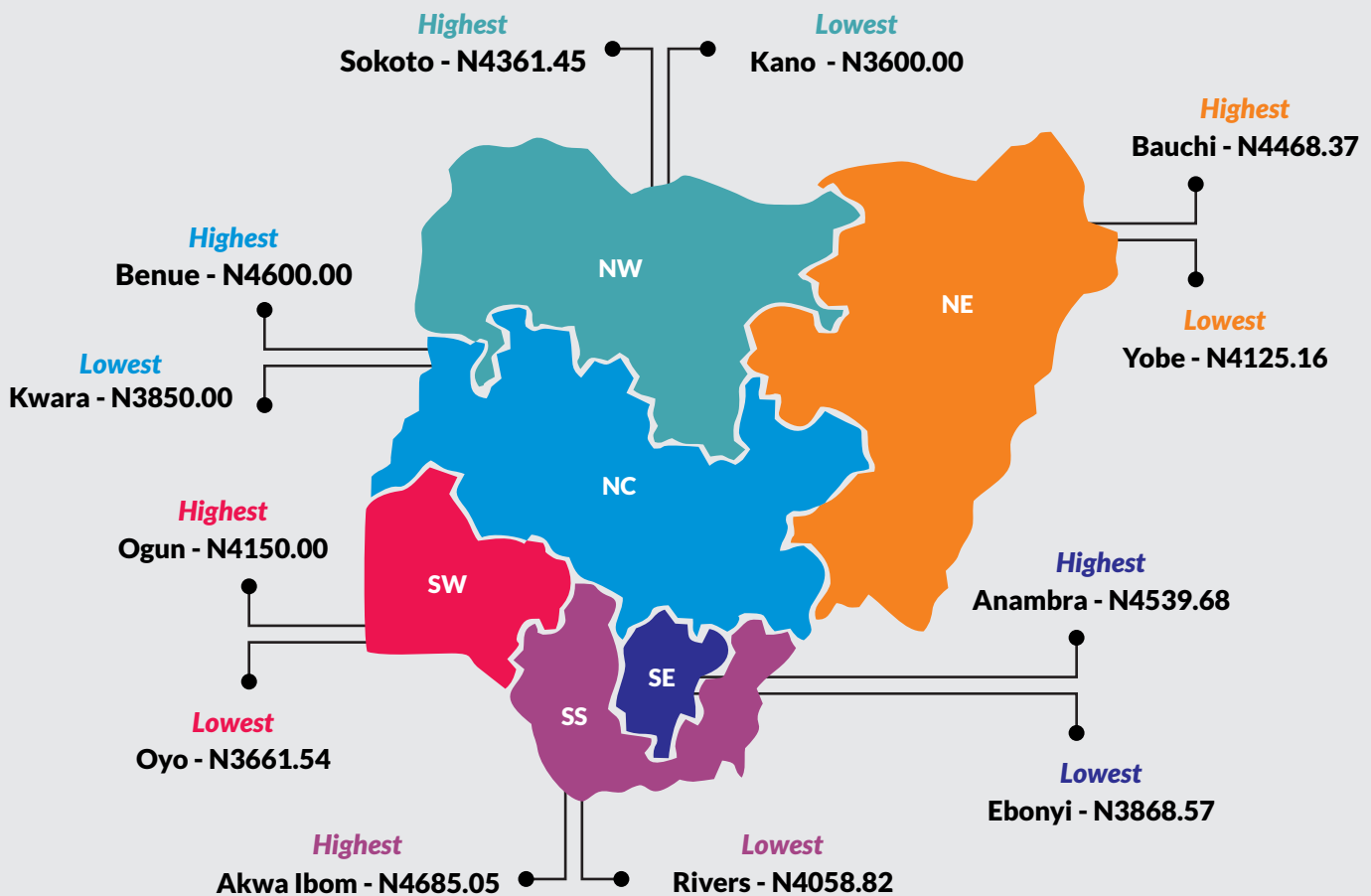

AVERAGE COOKING GAS PRICES ACROSS STATES- 12.5 KG REFILLING



Liquefied Petroleum Gas (Cooking Gas) Price Watch - September 2019



Average Cooking Gas Prices Across Zones – 12.5KG Refilling



Liquefied Petroleum Gas (Cooking Gas) Price Watch - September 2019



12 Months Average Prices- 12.5KG Refilling

October 2018	
Average	4446.19
YoY	-2.52
MoM	1.60

November 2018	
Average	4242.26
YoY	-6.61
MoM	-4.59

December 2018	
Average	4332.02
YoY	1.63
MoM	2.12

January 2019	
Average	4277.86
YoY	-1.16
MoM	-1.25

September 2018	
Average	4376.19
YoY	11.14
MoM	0.22



February 2019	
Average	4244.91
YoY	-2.04
MoM	-0.77

August 2019	
Average	4223.08
YoY	-3.28
MoM	0.16

September 2019	
Average	4124.20
YoY	-5.76
MoM	-2.34

March 2019	
Average	4259.48
YoY	0.14
MoM	0.34

July 2019	
Average	4216.29
YoY	-0.66
MoM	-0.23

June 2019	
Average	4226.04
YoY	-1.24
MoM	0.13

May 2019	
Average	4220.44
YoY	-1.82
MoM	-0.79

April 2019	
Average	4253.91
YoY	-0.35
MoM	-0.13

GAS FILLING (GAS) PRICE WATCH(5KG)

STATE LABEL	ITEM LABEL	Jan-16	Feb-16	Mar-16	Apr-16	May-16	Jun-16	Jul-16	Aug-16	Sep-16	Oct-16	Nov-16	Dec-16	Jan-17	Feb-17	Mar-17	Apr-17	May-17	Jun-17	Jul-17	Aug-17	Sep-17	Oct-17	Nov-17	Dec-17	Jan-18	Feb-18	Mar-18	Apr-18	May-18	Jun-18	Jul-18	Aug-18	Sep-18	Oct-18	Nov-18	Dec-18	Jan-19	Feb-19	Mar-19	Apr-19	May-19	Jun-19	Jul-19	Aug-19	Sep-19	Year on Year %		
																																September 2018	September 2019	August 2019	September 2019														
Abuja	Gas in small cylinder (Le 5kg)refilling	1900.00	1833.33	1800.00	1883.33	1800.00	1850.00	2050.00	1800.00	1870.00	1921.90	1805.00	1866.67	2800.00	2780.00	2600.00	2380.00	2500.00	2040.00	2150.00	1740.00	2040.00	2400.00	2000.00	2100.00	2060.00	1820.00	1760.00	1800.00	1840.00	1790.00	1730.00	1920.00	1900.00	1960.00	1980.00	2000.00	2000.00	1900.00	1900.00	1892.00	1960.00	1675.00	1700.00	1778.33	1739.17	1680.00	-11.58	-3.40
Adamawa	Gas in small cylinder (Le 5kg)refilling	1900.00	1900.00	1750.00	1800.00	1775.00	1800.00	2150.00	1750.00	1843.75	1817.66	1800.00	1825.00	2550.00	2500.00	2700.00	2500.00	2400.00	2900.00	2375.00	1720.00	2000.00	2350.00	2330.00	2275.00	2000.00	2000.00	2000.00	2012.50	2030.00	2066.67	2050.00	2150.28	2275.00	2300.00	2214.29	2275.00	2350.00	2400.00	2375.00	2375.00	2500.00	2485.00	2492.50	2488.75	2375.66	4.42	-4.54	
Akwa Ibom	Gas in small cylinder (Le 5kg)refilling	1712.50	1983.33	2066.67	2133.33	1705.65	2033.33	2166.67	1850.00	1850.00	1814.69	1816.67	1933.33	2520.00	3000.00	2530.00	2380.00	2590.00	2241.67	2158.33	2214.29	2028.57	2928.57	2395.00	2207.14	2350.00	2300.00	2057.14	2130.00	1946.67	2016.67	2066.67	2133.33	2200.00	2196.00	2350.68	2300.00	2230.00	2300.00	2265.00	2210.00	2103.57	2070.00	2175.00	2156.19	2221.11	0.96	3.01	
Anambra	Gas in small cylinder (Le 5kg)refilling	1725.00	1666.67	1666.67	1747.50	1766.67	2070.00	2079.17	2198.33	1895.00	2209.71	2235.71	2163.33	2580.00	2800.00	2516.67	2471.43	2557.14	2228.57	2300.00	2207.69	2010.00	2946.15	2457.14	2220.00	2442.86	2364.29	2271.43	2204.17	2296.43	2242.86	2250.00	2345.45	2330.77	2389.29	2247.37	2330.77	2275.00	2200.00	2320.00	2250.00	2285.00	2267.50	2277.60	-2.28	0.45			
Bauchi	Gas in small cylinder (Le 5kg)refilling	1900.00	1900.00	1850.00	2000.00	1850.00	2100.00	2100.00	1900.00	1944.00	2000.00	2000.00	2000.00	2500.00	2500.00	2416.67	2350.00	2400.00	2175.00	2400.00	2000.00	2000.00	2500.00	2316.4	2200.00	2250.00	2200.00	2400.00	2200.00	2500.00	2500.00	2490.00	2400.00	2550.00	2300.00	2500.00	2540.00	2500.00	2500.00	2513.33	2500.00	2450.00	2487.78	2468.89	2481.88	3.41	0.53		
Bayelsa	Gas in small cylinder (Le 5kg)refilling	1900.00	1900.00	1800.00	1900.00	1900.00	1984.00	2000.00	1850.00	1925.00	1914.37	2250.00	2200.00	2550.00	3000.00	2600.00	2500.00	2568.18	2301.00	2240.00	2022.73	1930.00	2400.00	2200.00	2100.00	2072.22	2000.00	2091.67	2100.00	1981.11	1933.33	2000.00	2000.00	1950.00	2000.00	2100.00	2300.00	2300.00	2350.00	2050.00	1920.00	1900.00	2020.00	1980.00	1886.67	-5.67	-4.71		
Beneue	Gas in small cylinder (Le 5kg)refilling	1977.50	1900.00	1900.00	1966.00	1900.00	2033.33	2050.00	1883.83	1833.33	2082.14	2270.00	2262.50	2500.00	2700.00	2400.00	2350.00	2450.00	2300.00	2200.00	1800.00	2000.00	2328.57	2740.00	2666.67	2300.00	2100.00	2366.67	2100.00	2306.67	2280.00	2270.00	2210.00	2350.00	2353.70	2000.00	2000.00	2000.00	1980.00	2020.00	2066.67	1900.00	1870.00	1945.54	1907.78	1900.00	-19.15	-0.41	
Borno	Gas in small cylinder (Le 5kg)refilling	1850.00	1800.00	2030.00	1866.67	1838.40	2090.00	2075.00	2035.00	1840.00	2438.88	2364.29	2070.00	2511.11	2825.00	2650.00	2228.57	2337.50	2228.57	2214.29	2155.56	1914.29	2372.50	2540.00	2300.00	2688.89	2500.00	2487.50	2428.57	2428.57	2465.33	2401.43	2400.00	2440.00	2488.89	2260.00	2500.00	2325.00	2400.00	2362.50	2362.50	2342.86	2407.14	2375.00	2391.07	2382.29	-2.37	-0.37	
Cross River	Gas in small cylinder (Le 5kg)refilling	1800.00	1891.67	1800.00	1816.67	1894.00	1850.00	2050.00	1833.33	1888.02	2059.12	1815.00	1840.00	2600.00	3000.00	2511.11	2440.00	2550.00	2272.22	2245.45	2133.33	2008.33	2394.44	2262.50	2093.75	2145.00	2150.00	2155.00	2100.00	2112.50	2165.00	2095.45	2111.11	2166.67	2111.11	2086.67	2300.00	2350.00	2450.00	2400.00	2325.00	2113.64	2132.14	2233.33	2198.74	2124.55	-1.94	-3.37	
Delta	Gas in small cylinder (Le 5kg)refilling	1858.33	1812.50	1816.25	1812.50	1852.50	1850.00	2150.00	2112.50	1846.69	2398.22	1820.00	1808.33	2636.36	2984.62	2500.00	2375.00	2453.85	2076.92	1771.43	1878.67	1892.86	2406.25	2542.85	2320.00	2020.00	2150.00	1900.00	2000.00	2175.71	1985.71	1902.31	2041.67	2142.86	2150.00	2015.38	2300.00	2230.00	2300.00	2331.43	2232.86	1867.33	1859.29	1863.31	1861.30	1735.00	-19.03	-6.79	
Ebonyi	Gas in small cylinder (Le 5kg)refilling	1780.00	1700.00	1733.33	1760.00	1735.00	1775.00	2187.50	1845.83	2179.22	2239.62	1883.33	2225.00	2562.50	2880.34	2400.00	2387.50	2550.00	2167.50	2225.00	1866.67	1883.33	2300.00	2525.00	2350.00	2233.33	1860.00	1870.00	1783.33	1690.00	1699.66	1700.00	1840.00	1900.00	1916.67	1908.33	1910.00	1970.00	1975.00	1972.50	1960.00	1666.67	1732.50	1786.99	1750.00	1700.00	-10.53	-2.86	
Edo	Gas in small cylinder (Le 5kg)refilling	1750.00	1766.67	1787.50	1737.50	1700.00	1850.00	2137.50	1862.50	2171.01	2262.03	1816.69	1983.33	2500.00	3030.77	2560.00	2325.00	2186.67	2264.29	2240.63	1893.33	2380.00	2550.00	2366.67	2146.88	2085.71	2194.74	2100.00	1846.15	1794.29	1731.25	1950.00	1964.29	1973.08	2080.00	2000.00	2130.00	2000.00	2065.00	1981.43	1714.17	1809.09	1918.75	1874.00	1797.86	-8.47	-4.06		
Enugu	Gas in small cylinder (Le 5kg)refilling	1800.00	1800.00	1800.00	1800.00	1788.80	2000.00	2000.00	2000.00	1859.89	1859.89	1825.00	1968.04	2500.00	2416.67	2580.00	2477.78	2305.00	2070.83	2075.00	1745.45	1893.75	2350.00	2262.50	2062.50	2066.67	1950.00	1895.00	1815.63	1795.00	1800.00	1820.00	1846.15	2011.11	2167.86	2000.00	1953.33	1961.54	1923.08	1960.00	1948.21	2210.00	2200.56	2100.11	2120.34	2064.64	2.66	-2.63	
Enugu	Gas in small cylinder (Le 5kg)refilling	1712.50	1712.50	1720.83	2000.00	2000.00	2000.00	2000.00	1825.00	2044.95	2025.75	1900.00	1923.33	2533.33	2944.44	2570.00	2480.00	2562.50	2210.00	2200.00	1933.33	1775.56	2350.00	2563.00	2400.00	2115.54	2215.00	2185.56	2098.33	1838.57	1889.90	1860.00	1791.11	1865.45	1918.18	2000.00	1748.46	1672.22	1680.00	1769.23	1853.85	1763.64	1702.86	1733.25	1718.05	1755.50	2.89	2.18	
Gombe	Gas in small cylinder (Le 5kg)refilling	1700.00	1700.00	1700.00	1700.00	1700.00	2000.00	2000.00	1700.00	2123.52	1940.43	2000.00	1900.00	2500.00	2500.00	2650.00	2500.00	2600.50	2250.00	2300.00	2050.00	2050.00	2350.00	2150.00	2500.00	2300.00	2500.00	2100.00	2500.00	2360.95	2314.29	2354.55	2487.50	2500.00	2000.00	1733.33	2023.33	2000.00	2011.67	2011.67	2122.22	2011.11	1900.00	1925.56	1931.93	-22.33	0.33		
Jigawa	Gas in small cylinder (Le 5kg)refilling	1800.00	1800.00	1800.00	1950.00	1950.00	2000.00	1970.00	1970.48	1970.00	1970.00	2000.00	2000.00	2500.00	2500.00	2250.00	2500.00	2450.00	2300.00	2200.00	1800.00	1750.00	2400.00	2256	2100.00	2180.00	2133.33	1950.00	1812.50	1950.00	1952.88	1950.00	1900.00	2100.00	2200.00	2100.00	1916.67	1966.67	2000.00	2080.00	1983.33	1933.33	1850.00	1900.00	1900.00	1952.11	-7.04	2.74	
Kaduna	Gas in small cylinder (Le 5kg)refilling	1900.00	1900.00	1800.00	1750.00	1833.33	2000.00	2250.00	1866.67	1824.00	2155.24	1880.00	2200.00	2566.67	2500.00	2500.00	2500.00	2300.00	2300.00	2145.00	2175.00	1750.00	2400.00	2200.00	2100.00	2150.00	2100.00	1966.67	1893.75	1716.67	1760.00	1825.00	1800.00	2000.00	2000.80	1888.67	1755.33	1725.00	1740.17	1800.00	1881.67	1851.67	1916.67	1925.00	1660.83	3.38	-3.33		
Kano	Gas in small cylinder (Le 5kg)refilling	2000.00	1950.55	1950.00	1950.00	1950.00	2150.00	2000.00	1900.00	1944.00	2140.08	1975.00	2000.00	2750.00	2500.00	2350.00	2300.00	2300.00	2116.67	2200.00	1800.00	1750.00	2400.00	2500.00	2242.35	2250.00	2100.00	2033.33	1925.00	1800.00	1800.75	1810.00	1800.00	2075.00	2100.00	2000.00	2200.00	2066.67	2100.00	2083.33	1980.00	1900.00	1875.00	1918.33	1875.33	1904.29	-8.13	1.65	
Katsina	Gas in small cylinder (Le 5kg)refilling	1801.79	1838.89	1835.71	1840.00	1833.33	2200.00	2093.75	1970.83	1927.40	2046.37	1923.96	1944.44	2572.22	2500.00	2278.57	1983.33	2300.00	2250.00	2375.00	1960.00	1757.14	2412.50	2511.																									

Methodology

Field work is done solely by over 700 NBS Staff in all States of the federation supported by supervisors who are monitored by internal and external observers.

Fuel Prices are collected across all the 774 local governments across all States and the FCT from over 10,000 respondents and locations and reflect actual prices households state they actually bought those fuels together with the prices reportedly sold by the fuel suppliers.

The average of all these prices is then reported for each state and the average for the country is the average for the state.

NBS audit team subsequently conducts randomly selected verification of prices recorded.

Acknowledgements/Contacts

Acknowledgements

We acknowledge our technical partners, Proshare in the design, concept and production of this publication.





Contact Us

 @nigerianstat

 NBSNigeria

 www.nigerianstat.gov.ng

 **Head Office Address**
Plot 762, Independence Avenue, Central
Business District, FCT, Abuja Nigeria.

 +234 803 386 5388

 feedback@nigerianstat.gov.ng