



NATIONAL BUREAU OF STATISTICS

# National Household Kerosene Price Watch

---

(FEBRUARY 2022)

**Report Date: March 2022**

**Data Source: National Bureau of Statistics (NBS)**

# CONTENT

<b>Executive Summary</b>	<b>3</b>
<b>Average Kerosene Prices per liter across States</b>	<b>4</b>
<b>Average Kerosene Prices per liter across Zones</b>	<b>5</b>
<b>12 Months Average Prices per liter</b>	<b>6</b>
<b>Average Kerosene Prices per gallon across States</b>	<b>7</b>
<b>Average Kerosene Prices per gallon across Zones</b>	<b>8</b>
<b>12 Months Average Prices per gallon</b>	<b>9</b>
<b>Methodology</b>	<b>10</b>
<b>Appendix</b>	<b>11</b>
<b>Contact</b>	<b>13</b>

## EXECUTIVE SUMMARY

The average retail price per litre of Household Kerosene (HHK) paid by consumers in February 2022 stood at ₦450.66 from ₦437.11 in January 2022, showing an increase of 3.10 percent on a month-on-month. On a year-on-year comparison, the average price increased by 26.66 percent from ₦355.80 in February 2021.

The state with the highest average price per litre in February 2022 was Ebonyi with ₦607.14 followed by Cross River with ₦593.75 and Osun with ₦531.77. While state with the lowest average price per litre were Bayelsa with ₦290.44, Jigawa with ₦326.39 and Sokoto with ₦340.14.

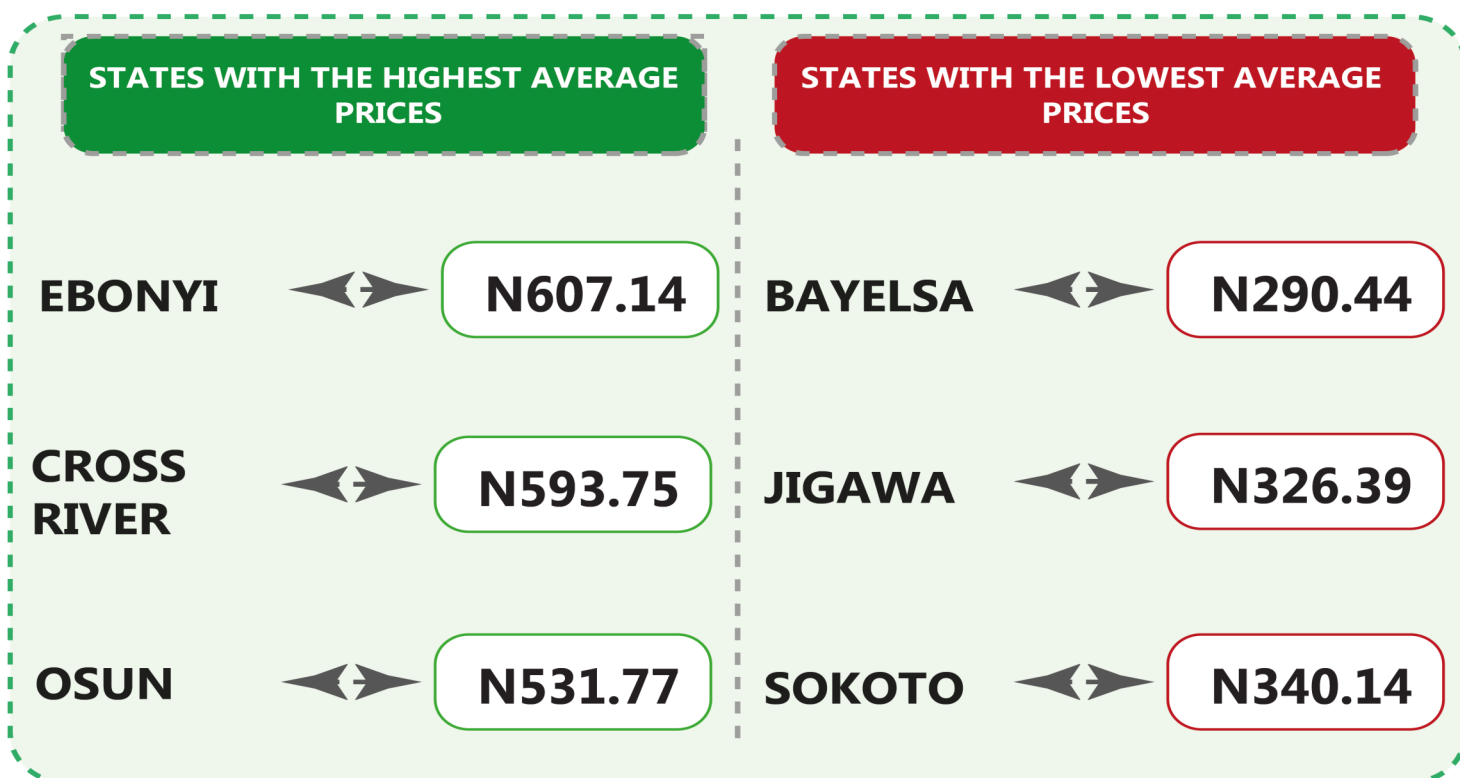
The average price per gallon of Household Kerosene paid by consumers increased to ₦1559.78 in February 2022 from ₦1528.74 in January 2022, indicating an increase in average retail price by 2.03 percent on month-on-month. The year-on-year average price per gallon of kerosene increased by 28.46 percent from ₦1214.24 in February, 2021.

Enugu state had the highest average retail price with ₦1935.95 followed by Jigawa with ₦1934.62 and Rivers, ₦1828.89. Similarly, Adamawa state recorded the lowest price with ₦900.00 followed by Yobe and Borno with with ₦1210,00 and ₦1240.00, respectively.

# NATIONAL HOUSEHOLD KEROSENE PRICE WATCH

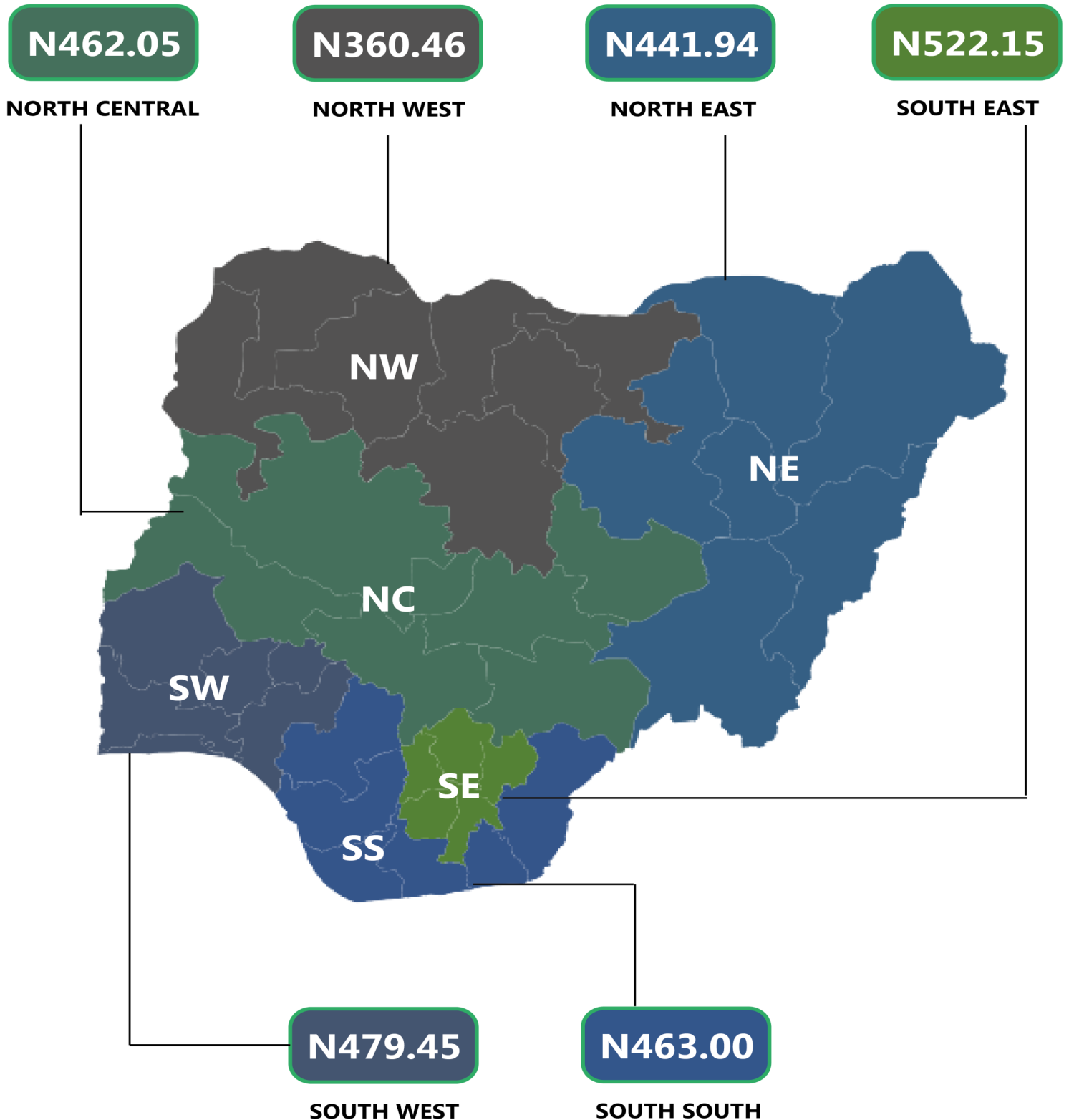
- FEBRUARY 2022

Average Kerosene Prices per litre Across States



# NATIONAL HOUSEHOLD KEROSENE PRICE WATCH - FEBRUARY 2022


Average Kerosene Prices per litre Across Zones



# NATIONAL HOUSEHOLD KEROSENE PRICE WATCH

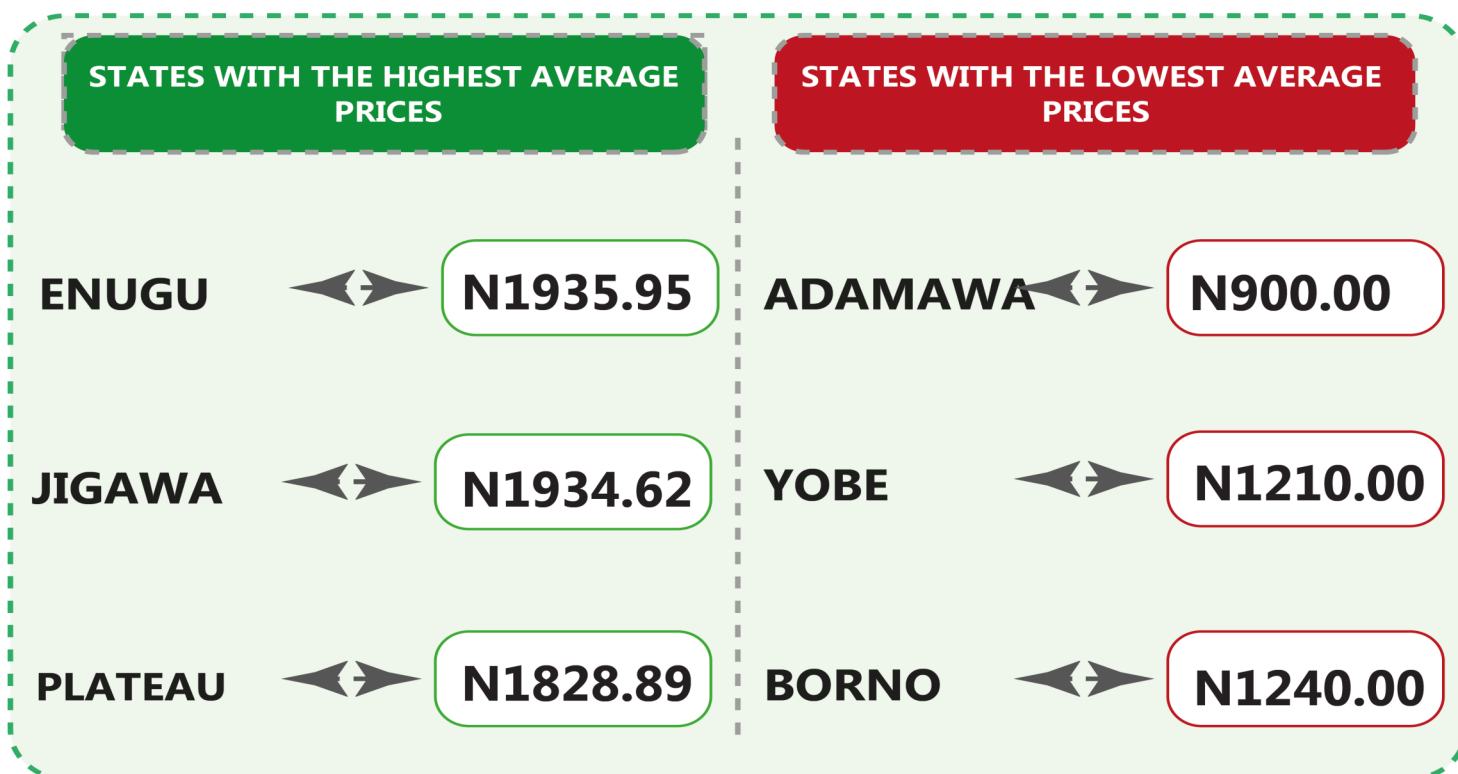
- FEBRUARY 2022

12 Month Average Prices per litre



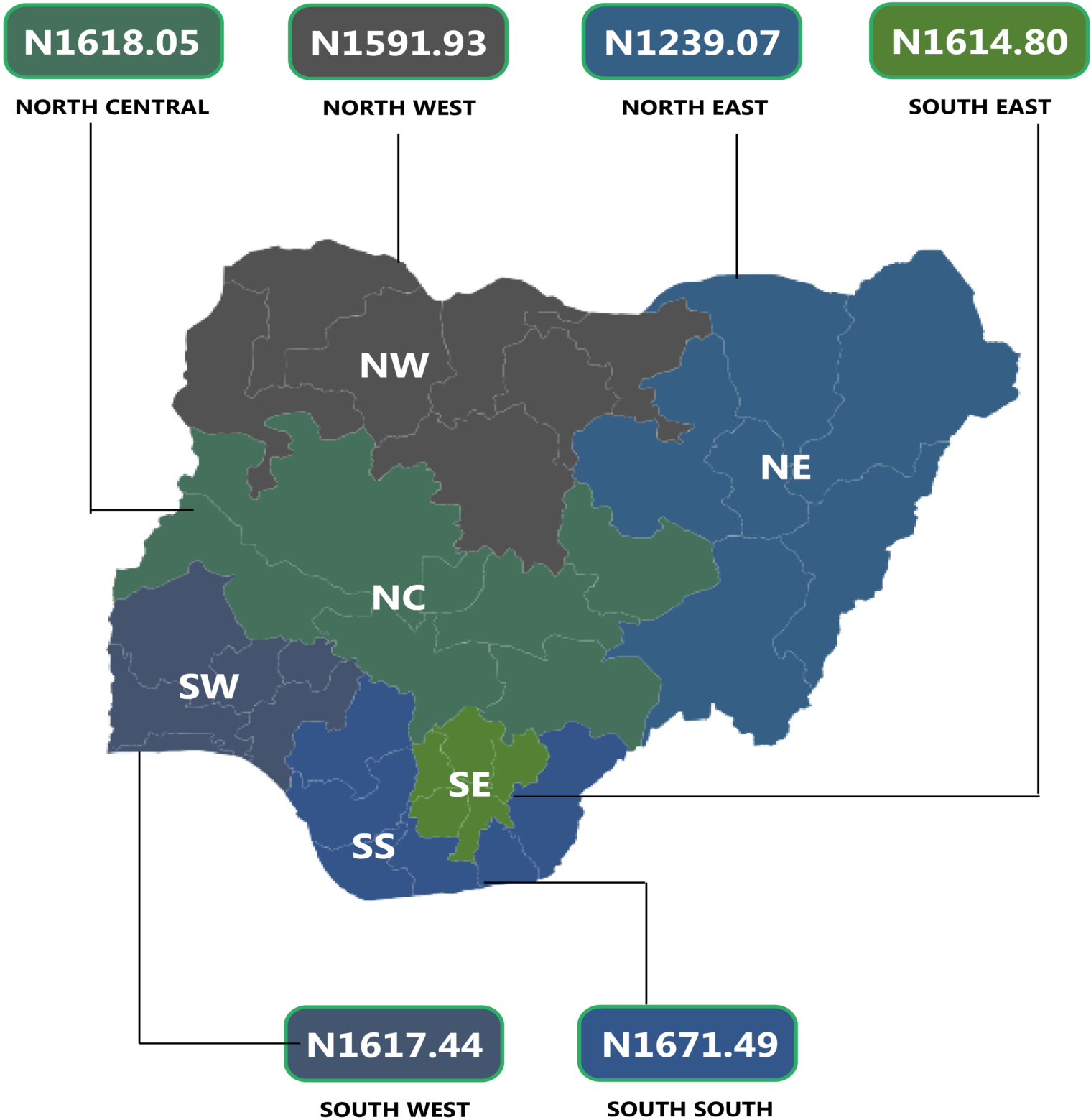
# NATIONAL HOUSEHOLD KEROSENE PRICE WATCH - FEBRUARY 2022

Average Kerosene Prices per gallon Across States



# NATIONAL HOUSEHOLD KEROSENE PRICE WATCH - FEBRUARY 2022


Average Kerosene Prices per gallon Across Zones





# NATIONAL HOUSEHOLD KEROSENE PRICE WATCH - FEBRUARY 2022

12 Month Average Prices per gallon



## METHODOLOGY

Field work is done solely by over 700 NBS Staff in all States of the federation supported by supervisors who are monitored by internal and external observers.

Fuel Prices are collected across all the 774 local governments across all States and the FCT from over 10,000 respondents and locations and reflect actual prices households state they actually bought those fuels together with the prices reportedly sold by the fuel suppliers.

The average of all these prices is then reported for each state and the average for the country is the average for the state.

NBS audit team subsequently conducts randomly selected verification of prices recorded.

## APPENDIX

### HOUSEHOLD KEROSENE PRICE WATCH (PER LITRE)

	Average of Feb-21	Average of Jan-22	Average of Feb-22	MoM	YoY
<b>NORTH CENTRAL</b>	<b>356.84</b>	<b>437.32</b>	<b>462.05</b>	<b>5.66</b>	<b>29.48</b>
Abuja	350.00	400.00	433.33	8.33	23.81
Benue	447.50	415.24	433.33	4.36	-3.17
Kogi	329.17	466.67	499.33	7.00	51.70
Kwara	349.79	491.11	519.05	5.69	48.39
Nasarawa	343.06	416.00	430.95	3.59	25.62
Niger	316.67	449.33	483.33	7.57	52.63
Plateau	361.67	422.86	435.00	2.87	20.28
<b>NORTH EAST</b>	<b>378.28</b>	<b>432.19</b>	<b>441.94</b>	<b>2.26</b>	<b>16.83</b>
Adamawa	366.67	405.56	438.89	8.22	19.70
Bauchi	407.41	466.67	470.00	0.71	15.36
Borno	355.56	377.78	375.56	-0.59	5.62
Gombe	394.44	479.63	483.33	0.77	22.54
Taraba	448.33	515.00	529.67	2.85	18.14
Yobe	297.28	348.48	354.17	1.63	19.14
<b>NORTH WEST</b>	<b>354.07</b>	<b>344.09</b>	<b>360.46</b>	<b>4.76</b>	<b>1.81</b>
Jigawa	345.00	326.39	326.39	0.00	-5.39
Kaduna	369.74	375.00	383.33	2.22	3.68
Kano	406.41	348.48	350.00	0.43	-13.88
Katsina	320.51	363.10	403.33	11.08	25.84
Kebbi	381.67	333.33	351.67	5.50	-7.86
Sokoto	350.00	321.43	340.14	5.82	-2.82
Zamfara	305.13	340.91	368.33	8.04	20.71
<b>SOUTH EAST</b>	<b>382.71</b>	<b>528.45</b>	<b>522.15</b>	<b>-1.19</b>	<b>36.43</b>
Abia	364.81	507.84	500.00	-1.54	37.06
Anambra	333.33	453.85	484.44	6.74	45.33
Ebonyi	435.00	652.78	607.14	-6.99	39.57
Enugu	411.11	527.78	524.17	-0.68	27.50
Imo	369.30	500.00	495.00	-1.00	34.04
<b>SOUTH SOUTH</b>	<b>318.59</b>	<b>436.36</b>	<b>463.00</b>	<b>6.10</b>	<b>45.33</b>
Akwa Ibom	343.94	472.73	500.00	5.77	45.37
Bayelsa	206.94	277.78	290.44	4.56	40.35
Cross River	382.46	550.00	593.75	7.95	55.25
Delta	306.67	457.78	478.89	4.61	56.16
Edo	361.90	454.63	495.24	8.93	36.84
Rivers	309.65	405.26	419.67	3.55	35.53
<b>SOUTH WEST</b>	<b>348.89</b>	<b>474.93</b>	<b>479.45</b>	<b>0.95</b>	<b>37.42</b>
Ekiti	337.78	500.00	500.00	0.00	48.03
Lagos	388.33	449.07	420.00	-6.47	8.15
Ogun	345.83	470.83	491.11	4.31	42.01
Ondo	335.42	473.81	490.24	3.47	46.16
Osun	351.19	517.78	531.77	2.70	51.42
Oyo	334.76	438.10	443.59	1.25	32.51
<b>Grand Total</b>	<b>355.80</b>	<b>437.11</b>	<b>450.66</b>	<b>3.10</b>	<b>26.66</b>

## HOUSEHOLD KEROSENE PRICE WATCH (PER GALLON)

Row Labels	Average of Feb-21	Average of Jan-22	Average of Feb-22	Sum of MoM	Sum of YoY
<b>NORTH CENTRAL</b>	<b>1,300.94</b>	<b>1,586.45</b>	<b>1,618.05</b>	<b>1.99</b>	<b>24.38</b>
Abuja	1,120.00	1,310.00	1,406.67	7.38	25.60
Benue	1,409.20	1,437.14	1,526.67	6.23	8.34
Kogi	1,268.50	1,701.00	1,638.33	-3.68	29.16
Kwara	1,276.67	1,570.00	1,629.17	3.77	27.61
Nasarawa	1,428.57	1,560.36	1,628.46	4.36	13.99
Niger	1,203.64	1,646.67	1,668.18	1.31	38.60
Plateau	1,400.00	1,880.00	1,828.89	-2.72	30.63
<b>NORTH EAST</b>	<b>1,159.59</b>	<b>1,174.55</b>	<b>1,239.07</b>	<b>5.49</b>	<b>6.85</b>
Adamawa	968.00	862.50	900.00	4.35	-7.02
Bauchi	1,243.75	1,345.25	1,428.00	6.15	14.81
Borno	1,088.00	1,155.00	1,240.00	7.36	13.97
Gombe	1,397.78	1,155.56	1,254.55	8.57	-10.25
Taraba	1,180.00	1,379.00	1,401.88	1.66	18.80
Yobe	1,080.00	1,150.00	1,210.00	5.22	12.04
<b>NORTH WEST</b>	<b>1,320.38</b>	<b>1,565.20</b>	<b>1,591.93</b>	<b>1.71</b>	<b>20.57</b>
Jigawa	1,270.00	1,965.38	1,934.62	-1.57	52.33
Kaduna	1,175.00	1,377.78	1,477.78	7.26	25.77
Kano	1,342.31	1,811.11	1,808.33	-0.15	34.72
Katsina	1,561.38	1,507.14	1,620.00	7.49	3.75
Kebbi	1,660.00	1,500.00	1,425.00	-5.00	-14.16
Sokoto	1,050.00	1,300.00	1,350.00	3.85	28.57
Zamfara	1,184.00	1,495.00	1,527.78	2.19	29.04
<b>SOUTH EAST</b>	<b>1,208.31</b>	<b>1,588.90</b>	<b>1,614.80</b>	<b>1.63</b>	<b>33.64</b>
Abia	1,166.25	1,420.45	1,435.63	1.07	23.10
Anambra	1,162.00	1,462.33	1,513.50	3.50	30.25
Ebonyi	1,173.67	1,729.17	1,807.86	4.55	54.03
Enugu	1,317.67	1,988.08	1,935.95	-2.62	46.92
Imo	1,221.94	1,344.44	1,381.05	2.72	13.02
<b>SOUTH SOUTH</b>	<b>1,073.44</b>	<b>1,677.13</b>	<b>1,671.49</b>	<b>-0.34</b>	<b>55.71</b>
Akwa Ibom	1,190.45	1,715.45	1,786.50	4.14	50.07
Bayelsa	792.22	1,723.85	1,769.23	2.63	123.33
Cross River	1,175.84	1,796.67	1,802.33	0.32	53.28
Delta	1,016.79	1,250.71	1,280.77	2.40	25.96
Edo	1,193.21	1,645.83	1,608.85	-2.25	34.83
Rivers	1,072.11	1,930.26	1,781.25	-7.72	66.15
<b>SOUTH WEST</b>	<b>1,189.64</b>	<b>1,574.55</b>	<b>1,617.44</b>	<b>2.72</b>	<b>35.96</b>
Ekiti	1,373.68	1,871.43	1,813.33	-3.10	32.01
Lagos	1,238.24	1,519.74	1,539.06	1.27	24.29
Ogun	1,140.91	1,504.55	1,607.00	6.81	40.85
Ondo	1,196.79	1,562.50	1,619.62	3.66	35.33
Osun	1,079.67	1,583.00	1,643.33	3.81	52.21
Oyo	1,108.57	1,406.07	1,482.31	5.42	33.71
<b>Grand Total</b>	<b>1,214.24</b>	<b>1,528.74</b>	<b>1,559.78</b>	<b>2.03</b>	<b>28.46</b>

# CONTACT



## National Bureau of Statistics

Head Office

Plot 762 Independence Avenue,  
Central Business District, Garki  
Abuja.

## Sunday J. Ichedi

Information Desk

Head, Communication & Public  
Relations Department (C&PRD)  
Phone: +2348037051701  
sjchedi@nigerianstat.gov.ng

## Moses Mathew

Statistical Information Officer

Phone: +2347069071157  
matmoses@nigerianstat.gov.ng

## Nuhu Joseph Waney II

Chief of Protocol

Phone: +2348037020063  
jwnuhu@nigerianstat.gov.ng



@nbs\_nigeria



NBSNigeria



Nbs\_nigeria

