



NATIONAL BUREAU OF STATISTICS

# Nigerian Domestic and Foreign Debt

---

(Q4 2018)

Report Date: April 2019

# Contents

<b>Executive Summary</b> .....	1
<b>Nigerian Domestic and Foreign Debt -Q4 2018</b>	
Abia .....	2
Adamawa .....	3
Akwa Ibom .....	4
Anambra .....	5
Bauchi .....	6
Bayelsa .....	7
Benue .....	8
Borno .....	9
Cross River .....	10
Delta .....	11
Ebonyi .....	12
Edo .....	13
Ekiti .....	14
Enugu .....	15
Gombe .....	16
Imo .....	17
Jigawa .....	18
Kaduna .....	19
Kano .....	20
Katsina .....	21
Kebbi .....	22
Kogi .....	23
Kwara .....	24
Lagos .....	25
Nassarawa .....	26
Niger .....	27
Ogun .....	28
Ondo .....	29
Osun .....	30
Oyo .....	31
Plateau .....	32
Rivers .....	33
Sokoto .....	34
Taraba .....	35
Yobe .....	36
Zamfara .....	37
FCT .....	38
Sub-Total State & FCT .....	39
FGN .....	40
Grand Total .....	41
Federal Government Domestic Debt Stock by Instrument as at December 31, 2018 .....	42
Nigeria's Total Public Debt Portfolio as at December 31, 2018 .....	43
External Debt Stock Type .....	45
Q4 2018 External Debt Service .....	46
2018 External Debt Service .....	56
<b>Methodology</b> .....	66
<b>Appendix</b> .....	67
<b>Acknowledgements/Contacts</b> .....	75

# Executive Summary

Nigerian States and Federal Debt Stock data as at 31st December 2018 reflected that the country's foreign and domestic debts stood at \$25.27bn and N16.63trn respectively.

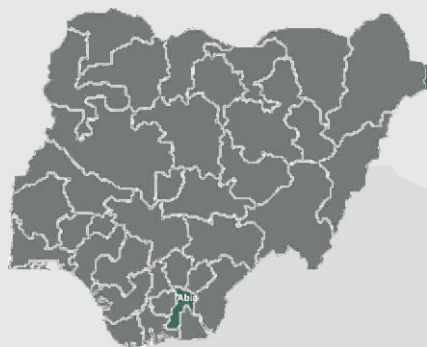
Further disaggregation of Nigeria's foreign debt showed that \$11.01bn of the debt was multilateral; \$344.63m was bilateral (AFD) and another \$2.75bn bilateral from the Exim Bank of China, JICA, India and KFW while \$11.17bn was commercial which are basically Eurobonds and Diaspora Bonds.

Lagos State has the highest foreign debt profile among the thirty-six states and the FCT accounting for 5.64% while Edo (1.09%), Kaduna (.0.90%) and Cross River (0.75%) followed closely.

Similarly, total domestic debt was N16.63 trillion with Lagos state accounting for 3.19% of the total domestic debt stock while Yobe State has the least debt stock in this category with a contribution of 0.17% to the total domestic debt stock.

# NIGERIAN DOMESTIC AND FOREIGN DEBT - Q4 2018

## ABIA STATE



Land Area: 2,440 sq mi

Population: 3,616,382

Total FAAC Allocation 2018

**N55,326,313,520.16**

IGR As At Q3 2018

**N10,007,435,149.37**





### External Debt Stock

MULTILATERAL (\$)

BILATERAL (AFD) (\$)

Bilateral (CHINA EXIM BANK, JICA, INDIA, KFW) (\$)

COMMERCIAL (EURO BONDS & DIASPORA BOND)



**\$98,582,798.91**

----

----

----

30 June 2018

**\$100,217,589.59**

Total (\$)

**\$98,582,798.91**

GROWTH RATE (%) (JUNE-DEC 2018)

**-1.63%**

### Domestic Debt Stock

JUNE 30 2018



**N57,467,618,625.51**

DEBT STOCK (N)



**N67,017,185,656.92**

GROWTH RATE (%) (JUNE-DEC 2018)

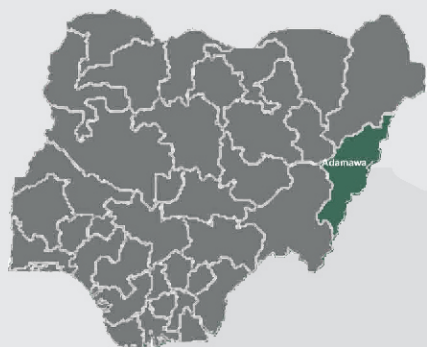
**16.6%**

Note: Domestic Debt Stock for 31 States + FCT was as at March 31, 2018, while Domestic Debt Stock for 5 States (Anambra, Gombe, Katsina, Rivers and Zamfara) was as at December 31, 2017



# NIGERIAN DOMESTIC AND FOREIGN DEBT - Q4 2018

## ADAMAWA STATE



Land Area: 14, 254 sq mi

Population: 4,111,706

Total FAAC Allocation 2018

**N49,510,206,574.39**

IGR As At Q3 2018

**N4,551,763,950.67**




### External Debt Stock

MULTILATERAL (\$)

BILATERAL (AFD) (\$)

Bilateral (CHINA EXIM BANK, JICA, INDIA, KFW (\$))

COMMERCIAL (EURO BONDS & DIASPORA BOND)



**\$91,290,423.73**

**\$6,500,000.00**

-----

-----

30 June 2018

**\$57,860,541.54**

Total (\$)

**\$97,790,423.73**

GROWTH RATE (%) (JUNE-DEC 2018)

**69.01%**

### Domestic Debt Stock

JUNE 30 2018



**N67,460,656,267.08**

DEBT STOCK (N)



**N89,659,119,455.46**

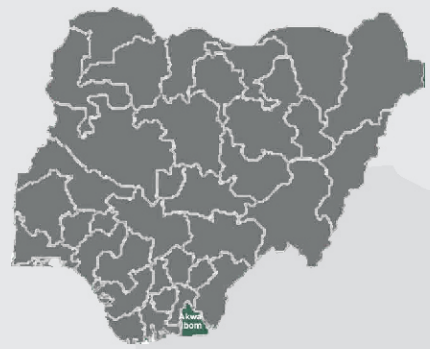
GROWTH RATE (%) (JUNE-DEC 2018)

**32.9%**

Note: Domestic Debt Stock for 31 States + FCT was as at March 31, 2018, while Domestic Debt Stock for 5 States (Anambra, Gombe, Katsina, Rivers and Zamfara) was as at December 31, 2017

# NIGERIAN DOMESTIC AND FOREIGN DEBT - Q4 2018

## AKWA IBOM STATE



Land Area: 2,734 sq mi

Population: 5,272,029

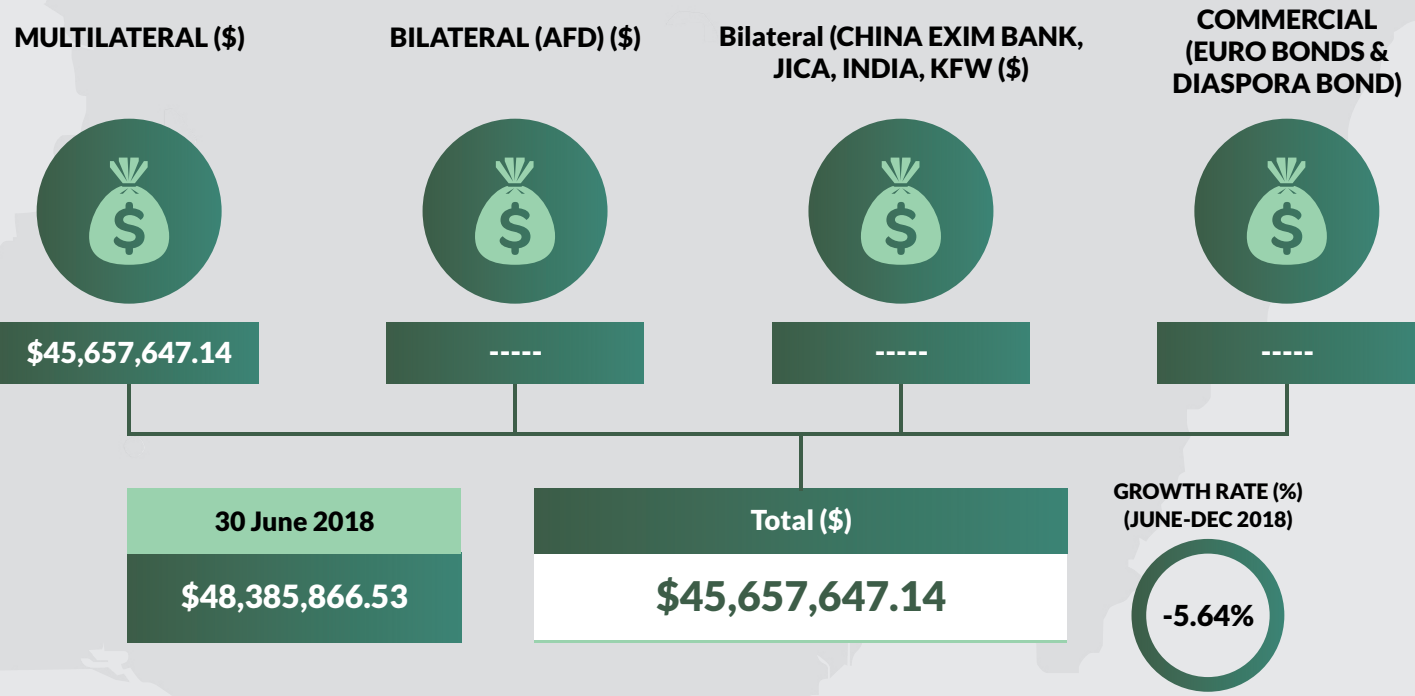
Total FAAC Allocation 2018

**N202,365,072,520.00**


IGR As At Q3 2018

**N18,538,267,745.52**

### External Debt Stock



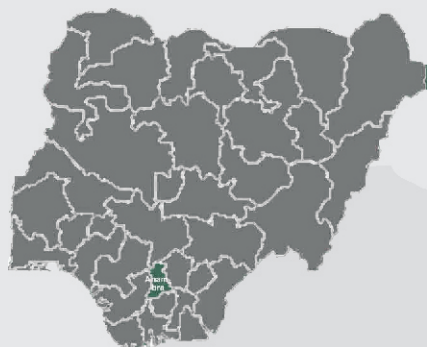
### Domestic Debt Stock



Note: Domestic Debt Stock for 31 States + FCT was as at March 31, 2018, while Domestic Debt Stock for 5 States (Anambra, Gombe, Katsina, Rivers and Zamfara) was as at December 31, 2017

# NIGERIAN DOMESTIC AND FOREIGN DEBT - Q4 2018

## ANAMBRA STATE



Land Area: 1,870 sq mi

Population: 5,356,592

Total FAAC Allocation 2018

**N55,249,945,897.30**

IGR As At Q3 2018

**N11,167,986,807.94**




### External Debt Stock

MULTILATERAL (\$)

BILATERAL (AFD) (\$)

Bilateral (CHINA EXIM BANK, JICA, INDIA, KFW) (\$)

COMMERCIAL (EURO BONDS & DIASPORA BOND)



**\$107,041,487.48**

----

----

----

30 June 2018

**\$107,438,517.03**

Total (\$)

**\$107,041,487.48**

GROWTH RATE (%) (JUNE-DEC 2018)

**-0.37%**

### Domestic Debt Stock

JUNE 30 2018



**N2,612,431,503.89**

DEBT STOCK (N)



**N33,490,668,536.72**

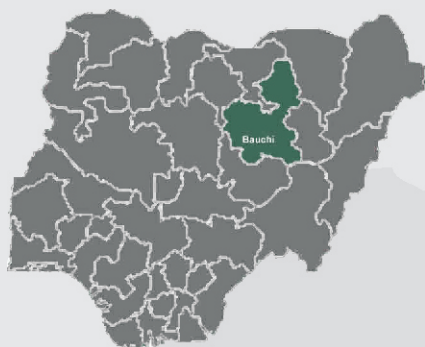
GROWTH RATE (%) (JUNE-DEC 2018)

**1182.0%**

Note: Domestic Debt Stock for 31 States + FCT was as at March 31, 2018, while Domestic Debt Stock for 5 States (Anambra, Gombe, Katsina, Rivers and Zamfara) was as at December 31, 2017

# NIGERIAN DOMESTIC AND FOREIGN DEBT - Q4 2018

## BAUCHI STATE



Land Area: 18, 965 sq mi

Population: 6,286,719

Total FAAC Allocation 2018

**N54,020,849,574.38**

IGR As At Q3 2018

**N7,043,252,524.15**




### External Debt Stock

MULTILATERAL (\$)

BILATERAL (AFD) (\$)

Bilateral (CHINA EXIM BANK, JICA, INDIA, KFW) (\$)

COMMERCIAL (EURO BONDS & DIASPORA BOND)



**\$133,930,757.08**

-----

-----

-----

30 June 2018

**\$134,907,612.92**

Total (\$)

**\$133,930,757.08**

GROWTH RATE (%) (JUNE-DEC 2018)

**-0.72%**

### Domestic Debt Stock

JUNE 30 2018



**N78,076,937,314.82**

DEBT STOCK (N)



**N92,367,170,606.61**

GROWTH RATE (%) (JUNE-DEC 2018)

**18.3%**

Note: Domestic Debt Stock for 31 States + FCT was as at March 31, 2018, while Domestic Debt Stock for 5 States (Anambra, Gombe, Katsina, Rivers and Zamfara) was as at December 31, 2017

# NIGERIAN DOMESTIC AND FOREIGN DEBT - Q4 2018

## BAYELSA STATE



Land Area: 8,150 sq mi

Population: 2,204,648

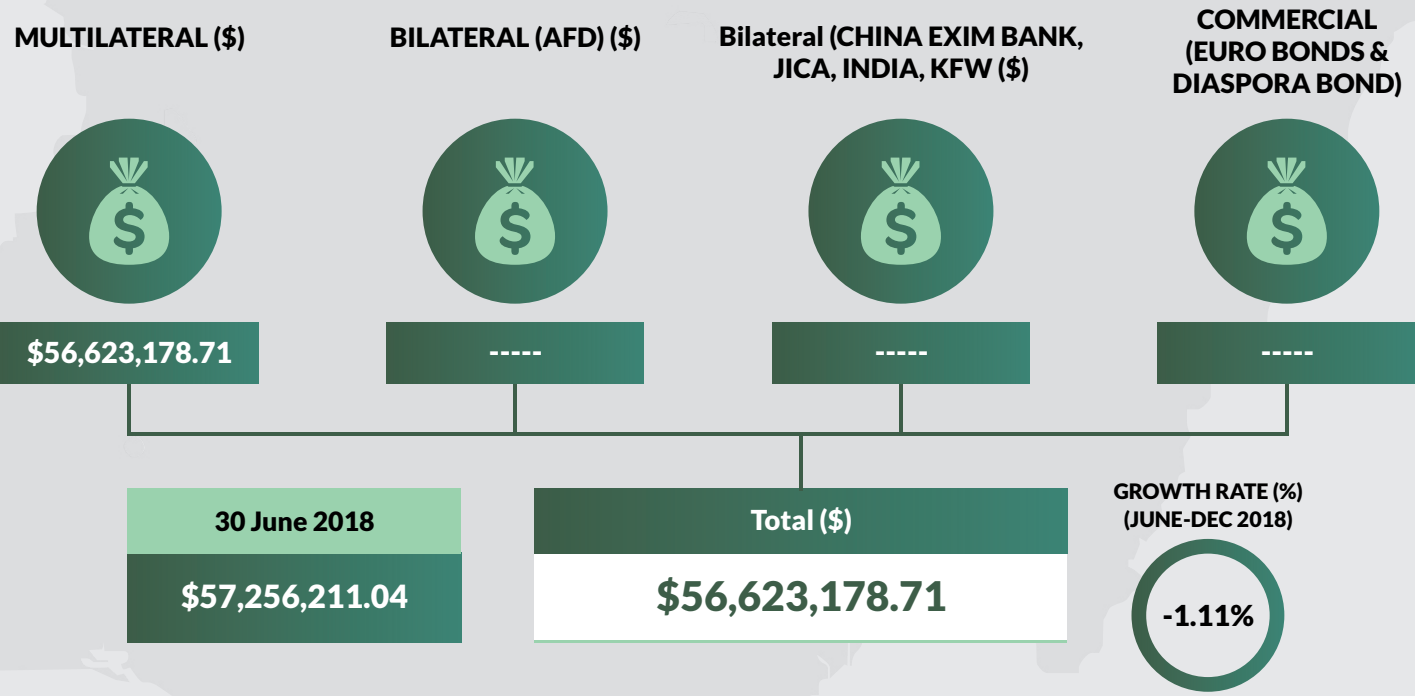
Total FAAC Allocation 2018

**N153,104,866,273.54**


IGR As At Q3 2018

**N10,073,078,026.39**

### External Debt Stock



### Domestic Debt Stock

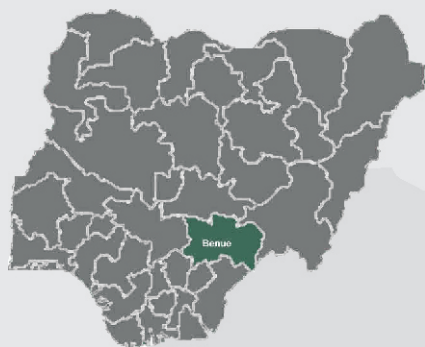


Note: Domestic Debt Stock for 31 States + FCT was as at March 31, 2018, while Domestic Debt Stock for 5 States (Anambra, Gombe, Katsina, Rivers and Zamfara) was as at December 31, 2017



# NIGERIAN DOMESTIC AND FOREIGN DEBT - Q4 2018

## BENUE STATE



Land Area: 13,150 sq m

Population: 5,553,037

Total FAAC Allocation 2018

**N55,441,078,188.73**

IGR As At Q3 2018

**N8,388,336,993.26**




### External Debt Stock

MULTILATERAL (\$)

BILATERAL (AFD) (\$)

Bilateral (CHINA EXIM BANK, JICA, INDIA, KFW) (\$)

COMMERCIAL (EURO BONDS & DIASPORA BOND)



**\$39,610,851.64**

----

----

----

30 June 2018

**\$34,750,363.40**

Total (\$)

**\$39,610,851.64**

GROWTH RATE (%) (JUNE-DEC 2018)

**13.99%**

### Domestic Debt Stock

JUNE 30 2018



**N92,930,649,665.69**

DEBT STOCK (N)



**N97,347,605,190.14**

GROWTH RATE (%) (JUNE-DEC 2018)

**4.8%**

Note: Domestic Debt Stock for 31 States + FCT was as at March 31, 2018, while Domestic Debt Stock for 5 States (Anambra, Gombe, Katsina, Rivers and Zamfara) was as at December 31, 2017

# NIGERIAN DOMESTIC AND FOREIGN DEBT - Q4 2018

## BORNO STATE



Land Area: 22, 316 sq mi

Population: 5,635,544

Total FAAC Allocation 2018

**N63,271,702,953.51**

IGR As At Q3 2018

**N4,630,857,429.23**





### External Debt Stock

MULTILATERAL (\$)

BILATERAL (AFD) (\$)

Bilateral (CHINA EXIM BANK, JICA, INDIA, KFW) (\$)

COMMERCIAL (EURO BONDS & DIASPORA BOND)



**\$21,618,240.11**

----

----

----

30 June 2018

**\$22,292,486.47**

Total (\$)

**\$21,618,240.11**

GROWTH RATE (%) (JUNE-DEC 2018)

**-3.02%**

### Domestic Debt Stock

JUNE 30 2018



**N77,523,662,982.23**

DEBT STOCK (N)



**N68,381,705,608.58**

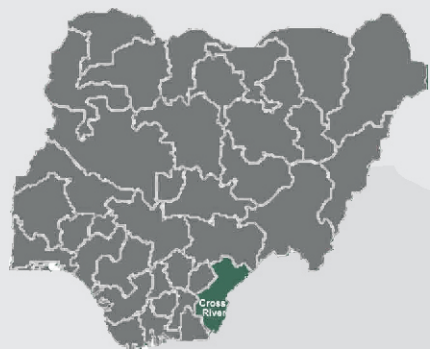
GROWTH RATE (%) (JUNE-DEC 2018)

**-11.8%**

Note: Domestic Debt Stock for 31 States + FCT was as at March 31, 2018, while Domestic Debt Stock for 5 States (Anambra, Gombe, Katsina, Rivers and Zamfara) was as at December 31, 2017

# NIGERIAN DOMESTIC AND FOREIGN DEBT - Q4 2018

## CROSS RIVER STATE



Land Area: 7,782 sq mi

Population: 3,741,838

Total FAAC Allocation 2018

**N36,954,686,823.12**

IGR As At Q3 2018

**N12,976,057,680.38**





### External Debt Stock

MULTILATERAL (\$)

BILATERAL (AFD) (\$)

Bilateral (CHINA EXIM BANK, JICA, INDIA, KFW) (\$)

COMMERCIAL (EURO BONDS & DIASPORA BOND)



**\$144,873,736.81**

**\$43,900,000.00**

-----

-----

30 June 2018

**\$193,796,061.81**

Total (\$)

**\$188,773,736.81**

GROWTH RATE (%) (JUNE-DEC 2018)

**-2.59%**

### Domestic Debt Stock

JUNE 30 2018



**N124,943,613,082.61**

DEBT STOCK (N)



**N167,955,848,722.32**

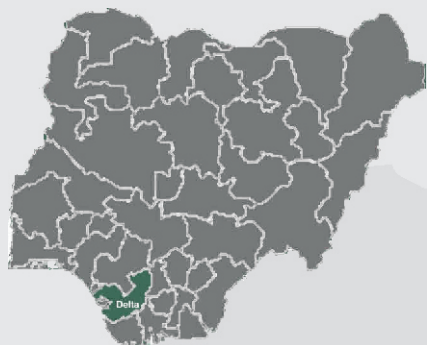
GROWTH RATE (%) (JUNE-DEC 2018)

**34.4%**

Note: Domestic Debt Stock for 31 States + FCT was as at March 31, 2018, while Domestic Debt Stock for 5 States (Anambra, Gombe, Katsina, Rivers and Zamfara) was as at December 31, 2017

# NIGERIAN DOMESTIC AND FOREIGN DEBT - Q4 2018

## DELTA STATE



Land Area: 6,833 sq mi

Population: 5,460,311

Total FAAC Allocation 2018

**N213,634,192,630.29**

IGR As At Q3 2018

**N42,944,505,452.11**




### External Debt Stock

MULTILATERAL (\$)

BILATERAL (AFD) (\$)

Bilateral (CHINA EXIM BANK, JICA, INDIA, KFW) (\$)

COMMERCIAL (EURO BONDS & DIASPORA BOND)



**\$63,286,948.43**

----

----

----

30 June 2018

**\$63,825,838.81**

Total (\$)

**\$63,286,948.43**

GROWTH RATE (%) (JUNE-DEC 2018)

**-0.84%**

### Domestic Debt Stock

JUNE 30 2018



**N222,680,606,739.34**

DEBT STOCK (N)



**N228,805,996,159.83**

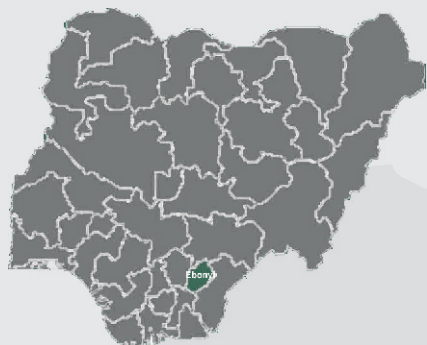
GROWTH RATE (%) (JUNE-DEC 2018)

**2.8%**

Note: Domestic Debt Stock for 31 States + FCT was as at March 31, 2018, while Domestic Debt Stock for 5 States (Anambra, Gombe, Katsina, Rivers and Zamfara) was as at December 31, 2017

# NIGERIAN DOMESTIC AND FOREIGN DEBT - Q4 2018

## EBONYI STATE



Land Area: 2,136 sq mi

Population: 2,791,167

Total FAAC Allocation 2018

**N44,955,009,442.29**

IGR As At Q3 2018

**N3,784,040,362.38**




### External Debt Stock

MULTILATERAL (\$)

BILATERAL (AFD) (\$)

Bilateral (CHINA EXIM BANK, JICA, INDIA, KFW) (\$)

COMMERCIAL (EURO BONDS & DIASPORA BOND)



**\$66,653,026.12**

----

----

----

30 June 2018

**\$67,901,721.07**

Total (\$)

**\$66,653,026.12**

GROWTH RATE (%) (JUNE-DEC 2018)

**-1.84%**

### Domestic Debt Stock

JUNE 30 2018



**N34,515,070,111.77**

DEBT STOCK (N)



**N55,597,352,310.28**

GROWTH RATE (%) (JUNE-DEC 2018)

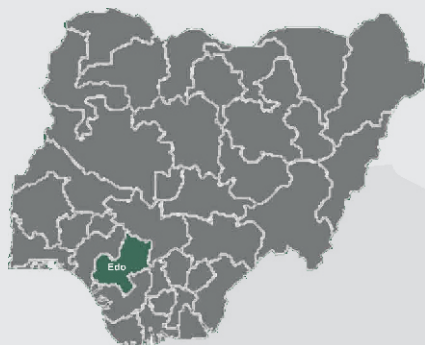
**1.65%**

Note: Domestic Debt Stock for 31 States + FCT was as at March 31, 2018, while Domestic Debt Stock for 5 States (Anambra, Gombe, Katsina, Rivers and Zamfara) was as at December 31, 2017



# NIGERIAN DOMESTIC AND FOREIGN DEBT - Q4 2018

## EDO STATE



Land Area: 6,873 sq mi

Population: 4,109,499

Total FAAC Allocation 2018

**N69,169,646,683.36**

IGR As At Q3 2018

**N10,007,435,149.37**




### External Debt Stock

MULTILATERAL (\$)

BILATERAL (AFD) (\$)

Bilateral (CHINA EXIM BANK, JICA, INDIA, KFW) (\$)

COMMERCIAL (EURO BONDS & DIASPORA BOND)



**\$276,253,922.96**

----

----

----

30 June 2018

**\$279,029,896.21**

Total (\$)

**\$276,253,922.96**

GROWTH RATE (%) (JUNE-DEC 2018)

**-0.99%**

### Domestic Debt Stock

JUNE 30 2018



**N69,004,633,290.09**

DEBT STOCK (N)



**N86,820,254,212.61**

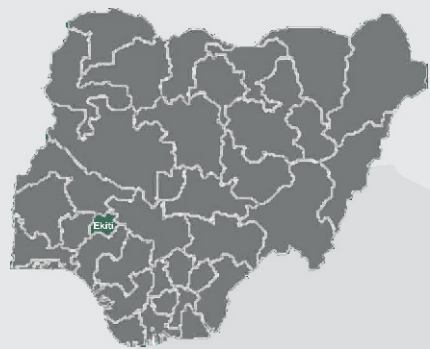
GROWTH RATE (%) (JUNE-DEC 2018)

**25.8%**

Note: Domestic Debt Stock for 31 States + FCT was as at March 31, 2018, while Domestic Debt Stock for 5 States (Anambra, Gombe, Katsina, Rivers and Zamfara) was as at December 31, 2017

# NIGERIAN DOMESTIC AND FOREIGN DEBT - Q4 2018

## EKITI STATE



Land Area: 2,453 sq mi

Population: 3,157,552

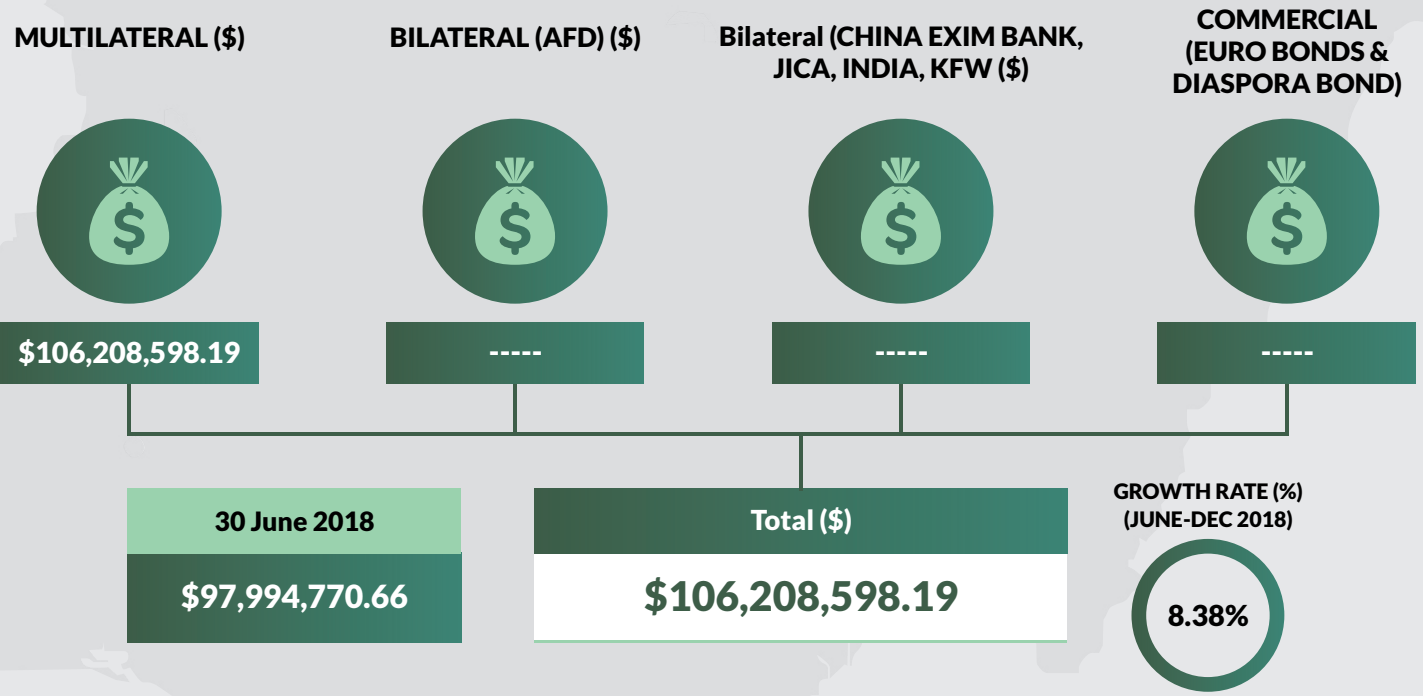
Total FAAC Allocation 2018

**N39,325,661,893.63**


IGR As At Q3 2018

**N3,971,652,903.62**

### External Debt Stock



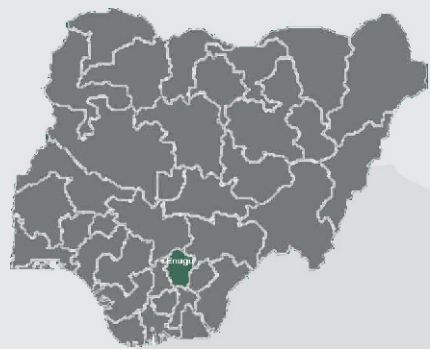
### Domestic Debt Stock



Note: Domestic Debt Stock for 31 States + FCT was as at March 31, 2018, while Domestic Debt Stock for 5 States (Anambra, Gombe, Katsina, Rivers and Zamfara) was as at December 31, 2017

# NIGERIAN DOMESTIC AND FOREIGN DEBT - Q4 2018

## ENUGU STATE



Land Area: 2,765 sq mi

Population: 4,263,786

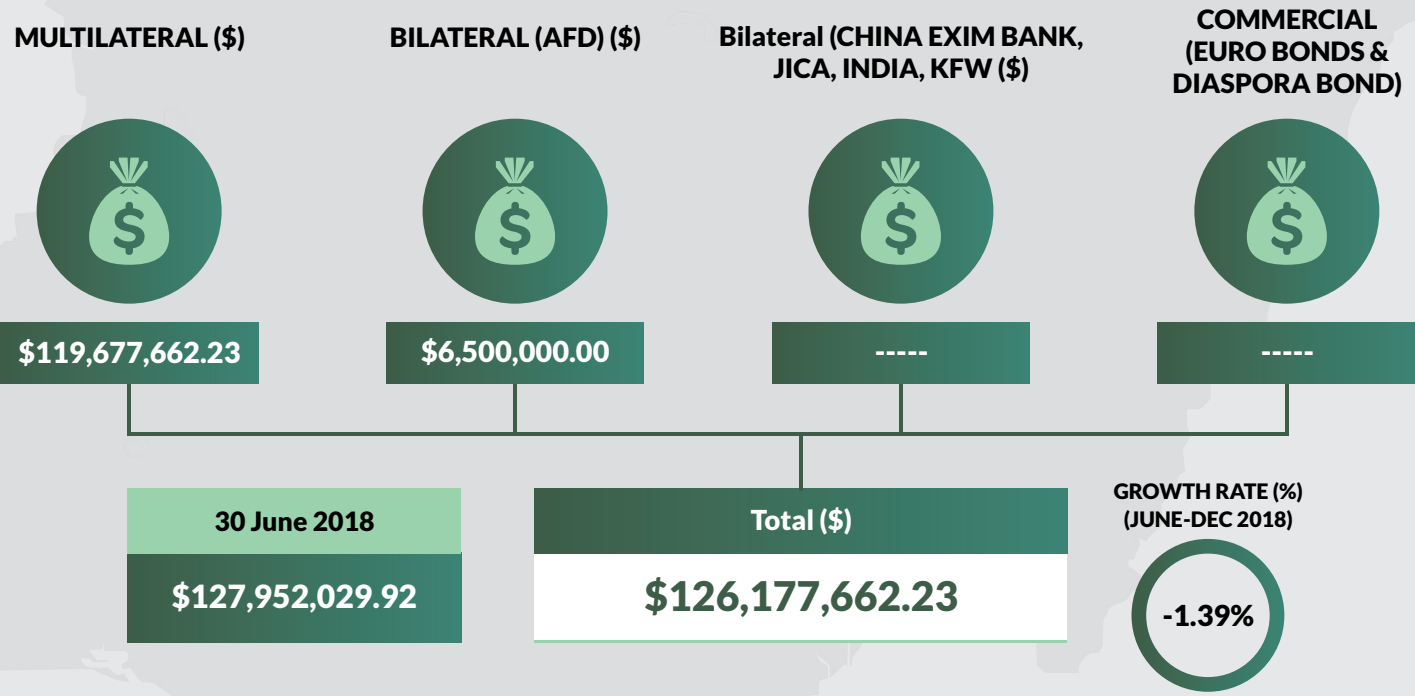
Total FAAC Allocation 2018

**N53,104,455,149.91**


IGR As At Q3 2018

**N16,443,686,992.00**

### External Debt Stock



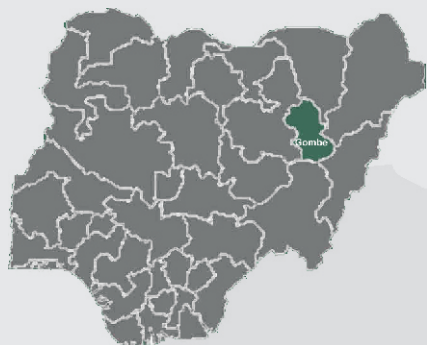
### Domestic Debt Stock



Note: Domestic Debt Stock for 31 States + FCT was as at March 31, 2018, while Domestic Debt Stock for 5 States (Anambra, Gombe, Katsina, Rivers and Zamfara) was as at December 31, 2017

# NIGERIAN DOMESTIC AND FOREIGN DEBT - Q4 2018

## GOMBE STATE



Land Area: 7, 246 sq mi

Population: 3,140,189

Total FAAC Allocation 2018

**N43,808,127,576.77**

IGR As At Q3 2018

**N3,658,549,348.69**




### External Debt Stock

MULTILATERAL (\$)

BILATERAL (AFD) (\$)

Bilateral (CHINA EXIM BANK, JICA, INDIA, KFW) (\$)

COMMERCIAL (EURO BONDS & DIASPORA BOND)



**\$38,500,292.18**

----

----

----

30 June 2018

**\$100,217,589.59**

Total (\$)

**\$37,406,069.57**

GROWTH RATE (%) (JUNE-DEC 2018)

**-2.84%**

### Domestic Debt Stock

JUNE 30 2018



**N41,939,190,055.53**

DEBT STOCK (N)



**N63,337,930,142.60**

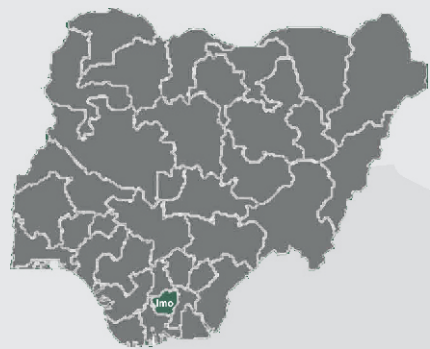
GROWTH RATE (%) (JUNE-DEC 2018)

**51.0%**

Note: Domestic Debt Stock for 31 States + FCT was as at March 31, 2018, while Domestic Debt Stock for 5 States (Anambra, Gombe, Katsina, Rivers and Zamfara) was as at December 31, 2017

# NIGERIAN DOMESTIC AND FOREIGN DEBT - Q4 2018

## IMO STATE



Land Area: 2,140 sq mi

Population: 5,214,833

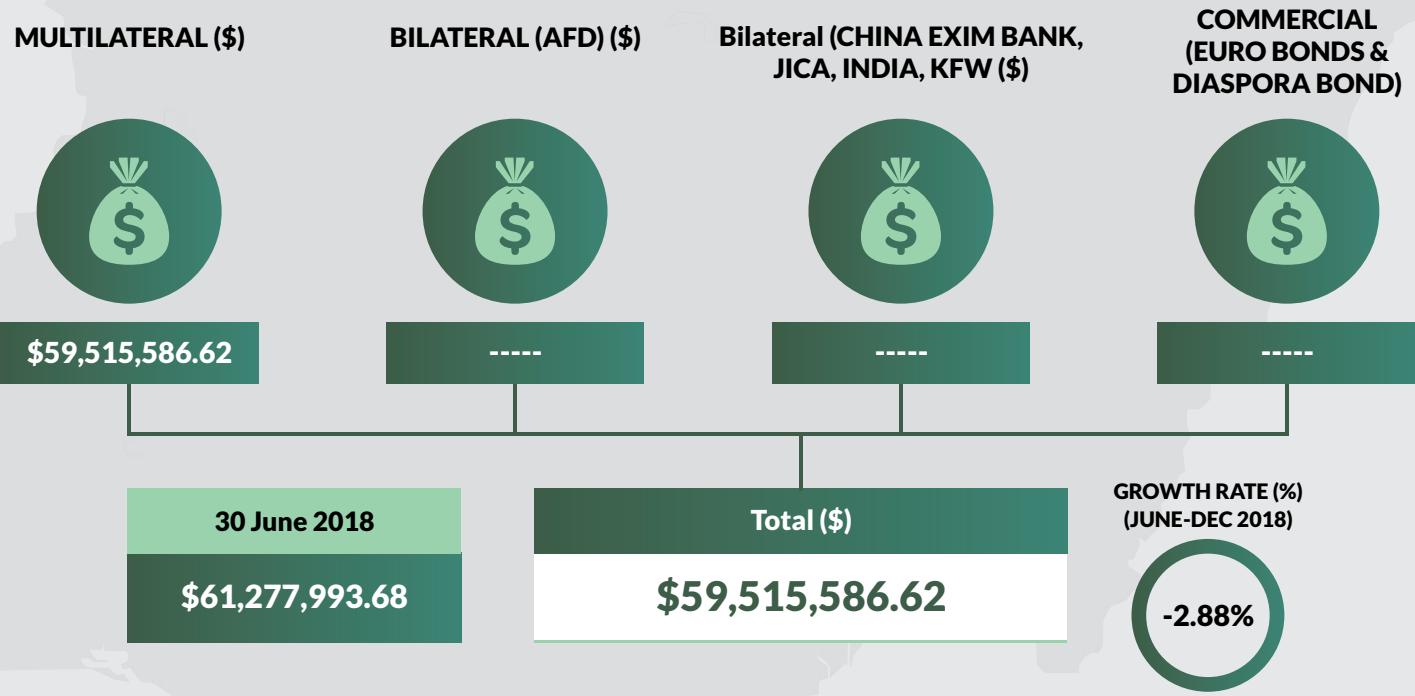
Total FAAC Allocation 2018

**N54,181,645,137.53**

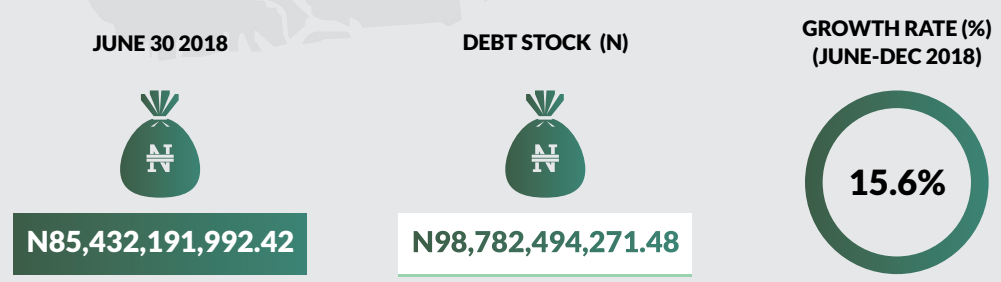
IGR As At Q3 2018

**N11,487,314,397.72**

### External Debt Stock



### Domestic Debt Stock

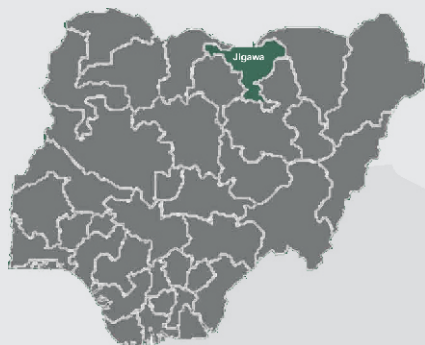


Note: Domestic Debt Stock for 31 States + FCT was as at March 31, 2018, while Domestic Debt Stock for 5 States (Anambra, Gombe, Katsina, Rivers and Zamfara) was as at December 31, 2017



# NIGERIAN DOMESTIC AND FOREIGN DEBT - Q4 2018

## JIGAWA STATE



Land Area: 8,940 sq mi

Population: 5,640,592

Total FAAC Allocation 2018

**N60,327,926,310.61**

IGR As At Q3 2018

**N7,149,462,725.78**




### External Debt Stock

MULTILATERAL (\$)

BILATERAL (AFD) (\$)

Bilateral (CHINA EXIM BANK, JICA, INDIA, KFW) (\$)

COMMERCIAL (EURO BONDS & DIASPORA BOND)



**\$32,008,444.77**

----

----

----

30 June 2018

**\$32,800,038.17**

Total (\$)

**\$32,008,444.77**

GROWTH RATE (%) (JUNE-DEC 2018)

**-2.41%**

### Domestic Debt Stock

JUNE 30 2018



**N34,488,374,498.85**

DEBT STOCK (N)



**N35,163,169,800.26**

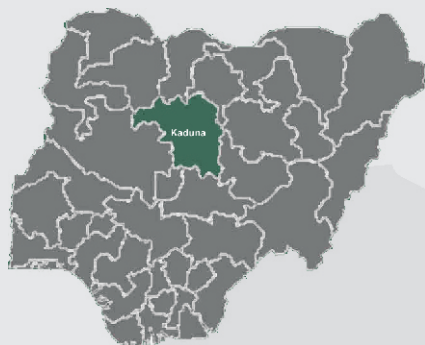
GROWTH RATE (%) (JUNE-DEC 2018)

**2.0%**

Note: Domestic Debt Stock for 31 States + FCT was as at March 31, 2018, while Domestic Debt Stock for 5 States (Anambra, Gombe, Katsina, Rivers and Zamfara) was as at December 31, 2017

# NIGERIAN DOMESTIC AND FOREIGN DEBT - Q4 2018

## KADUNA STATE



Land Area: 17,781 sq mi

Population: 7,976,735

Total FAAC Allocation 2018

68,849,941,237.76

IGR As At Q3 2018

N21,998,739,305.94




### External Debt Stock

MULTILATERAL (\$)

BILATERAL (AFD) (\$)

Bilateral (CHINA EXIM BANK, JICA, INDIA, KFW) (\$)

COMMERCIAL (EURO BONDS & DIASPORA BOND)



\$227,252,685.58

----

----

----

30 June 2018

\$232,965,533.73

Total (\$)

\$227,252,685.58

GROWTH RATE (%) (JUNE-DEC 2018)

-2.45%

### Domestic Debt Stock

JUNE 30 2018



N75,606,381,758.43

DEBT STOCK (N)



N84,637,112,775.54

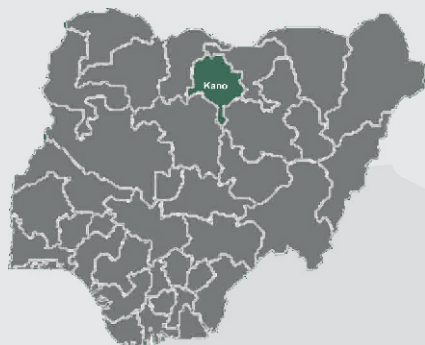
GROWTH RATE (%) (JUNE-DEC 2018)

11.9%

Note: Domestic Debt Stock for 31 States + FCT was as at March 31, 2018, while Domestic Debt Stock for 5 States (Anambra, Gombe, Katsina, Rivers and Zamfara) was as at December 31, 2017

# NIGERIAN DOMESTIC AND FOREIGN DEBT - Q4 2018

## KANO STATE



Land Area: 7,773 sq mi

Population: 12,591,871

Total FAAC Allocation 2018

**N84,205,898,067.21**

IGR As At Q3 2018

**N25,644,915,529.08**




### External Debt Stock

MULTILATERAL (\$)

BILATERAL (AFD) (\$)

Bilateral (CHINA EXIM BANK, JICA, INDIA, KFW) (\$)

COMMERCIAL (EURO BONDS & DIASPORA BOND)



**\$63,409,069.74**

----

----

----

30 June 2018

**\$65,047,427.46**

Total (\$)

**\$63,409,069.74**

GROWTH RATE (%) (JUNE-DEC 2018)

**-2.52%**

### Domestic Debt Stock

JUNE 30 2018



**N95,420,104,800.47**

DEBT STOCK (N)



**N117,082,317,490.54**

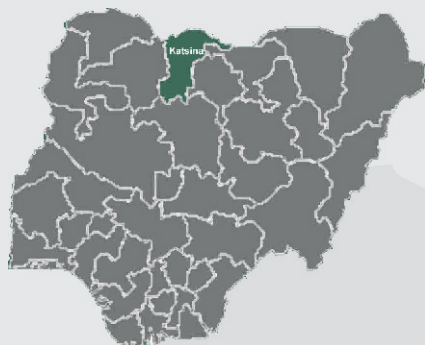
GROWTH RATE (%) (JUNE-DEC 2018)

**22.7%**

Note: Domestic Debt Stock for 31 States + FCT was as at March 31, 2018, while Domestic Debt Stock for 5 States (Anambra, Gombe, Katsina, Rivers and Zamfara) was as at December 31, 2017

# NIGERIAN DOMESTIC AND FOREIGN DEBT - Q4 2018

## KATSINA STATE



Land Area: 9,341 sq mi

Population: 7,569,751

Total FAAC Allocation 2018

**N61,651,483,460.58**

IGR As At Q3 2018

**N5,099,586,088.00**




### External Debt Stock

MULTILATERAL (\$)

BILATERAL (AFD) (\$)

Bilateral (CHINA EXIM BANK, JICA, INDIA, KFW) (\$)

COMMERCIAL (EURO BONDS & DIASPORA BOND)



**\$62,133,706.90**

----

----

----

30 June 2018

**\$64,757,964.40**

Total (\$)

**\$62,133,706.90**

GROWTH RATE (%) (JUNE-DEC 2018)

**-4.05%**

### Domestic Debt Stock

JUNE 30 2018



**N30,852,661,159.10**

DEBT STOCK (N)



**N30,852,661,159.10**

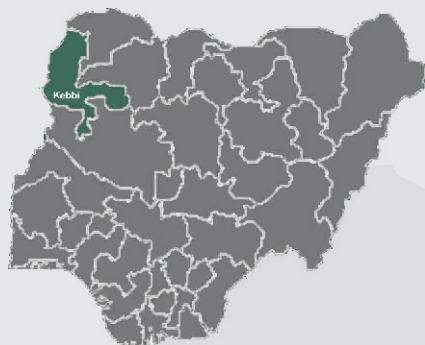
GROWTH RATE (%) (JUNE-DEC 2018)

**0.0%**

Note: Domestic Debt Stock for 31 States + FCT was as at March 31, 2018, while Domestic Debt Stock for 5 States (Anambra, Gombe, Katsina, Rivers and Zamfara) was as at December 31, 2017

# NIGERIAN DOMESTIC AND FOREIGN DEBT - Q4 2018

## KEBBI STATE



Land Area: 14,200 sq mi

Population: 4,286,319

Total FAAC Allocation 2018

**N54,580,176,454.57**

IGR As At Q3 2018

**N3,177,006,074.63**




### External Debt Stock

MULTILATERAL (\$)

BILATERAL (AFD) (\$)

Bilateral (CHINA EXIM BANK, JICA, INDIA, KFW) (\$)

COMMERCIAL (EURO BONDS & DIASPORA BOND)



**\$45,605,534.73**

----

----

----

30 June 2018

**\$46,759,780.42**

Total (\$)

**\$45,605,534.73**

GROWTH RATE (%) (JUNE-DEC 2018)

**-2.47%**

### Domestic Debt Stock

JUNE 30 2018



**N53,874,263,625.13**

DEBT STOCK (N)



**N67,442,333,186.56**

GROWTH RATE (%) (JUNE-DEC 2018)

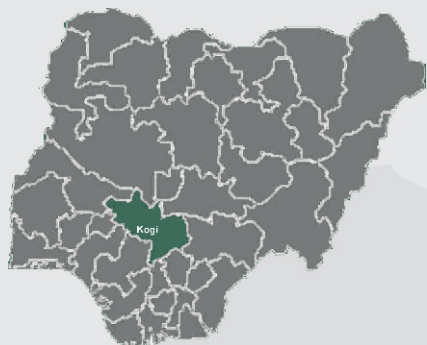
**25.2%**

Note: Domestic Debt Stock for 31 States + FCT was as at March 31, 2018, while Domestic Debt Stock for 5 States (Anambra, Gombe, Katsina, Rivers and Zamfara) was as at December 31, 2017



# NIGERIAN DOMESTIC AND FOREIGN DEBT - Q4 2018

## KOGI STATE



Land Area: 11,519 sq mi

Population: 4,324,074

Total FAAC Allocation 2018

**N53,376,978,657.34**

IGR As At Q3 2018

**N7,977,675,293.58**




### External Debt Stock

MULTILATERAL (\$)

BILATERAL (AFD) (\$)

Bilateral (CHINA EXIM BANK, JICA, INDIA, KFW) (\$)

COMMERCIAL (EURO BONDS & DIASPORA BOND)



**\$31,584,158.36**

----

----

----

30 June 2018

**\$32,371,905.62**

Total (\$)

**\$31,584,158.36**

GROWTH RATE (%) (JUNE-DEC 2018)

**-2.43%**

### Domestic Debt Stock

JUNE 30 2018



**N114,332,341,233.39**

DEBT STOCK (N)



**N84,922,376,449.78**

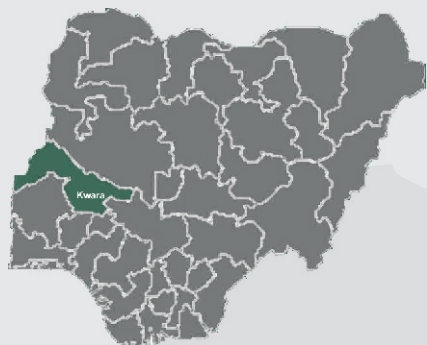
GROWTH RATE (%) (JUNE-DEC 2018)

**-25.7%**

Note: Domestic Debt Stock for 31 States + FCT was as at March 31, 2018, while Domestic Debt Stock for 5 States (Anambra, Gombe, Katsina, Rivers and Zamfara) was as at December 31, 2017

# NIGERIAN DOMESTIC AND FOREIGN DEBT - Q4 2018

## KWARA STATE



Land Area: 14, 218 sq mi

Population: 3,086,249

Total FAAC Allocation 2018

**N44,573,231,265.18**

IGR As At Q3 2018

**N16,012,735,158.86**




### External Debt Stock

MULTILATERAL (\$)

BILATERAL (AFD) (\$)

Bilateral (CHINA EXIM BANK, JICA, INDIA, KFW) (\$)

COMMERCIAL (EURO BONDS & DIASPORA BOND)



**\$48,599,040.43**

----

----

----

30 June 2018

**\$49,871,457.19**

Total (\$)

**\$48,599,040.43**

GROWTH RATE (%) (JUNE-DEC 2018)

**-2.55%**

### Domestic Debt Stock

JUNE 30 2018



**N40,492,924,816.54**

DEBT STOCK (N)



**N59,135,900,168.96**

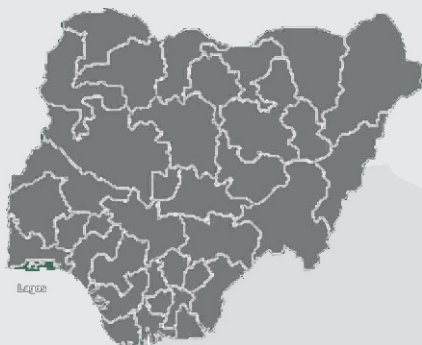
GROWTH RATE (%) (JUNE-DEC 2018)

**46.0%**

Note: Domestic Debt Stock for 31 States + FCT was as at March 31, 2018, while Domestic Debt Stock for 5 States (Anambra, Gombe, Katsina, Rivers and Zamfara) was as at December 31, 2017

# NIGERIAN DOMESTIC AND FOREIGN DEBT - Q4 2018

## LAGOS STATE



Land Area: 1,381 sq mi

Population: 12,100,616

Total FAAC Allocation 2018

**N119,024,027,795.55**

IGR As At Q3 2018

**N283,458,790,941.50**




### External Debt Stock

MULTILATERAL (\$)

BILATERAL (AFD) (\$)

Bilateral (CHINA EXIM BANK, JICA, INDIA, KFW) (\$)

COMMERCIAL (EURO BONDS & DIASPORA BOND)



**\$1,282,598,935.47**

**\$143,830,000.00**

-----

-----

30 June 2018

**\$,451,639,937.86**

Total (\$)

**\$1,426,428,935.47**

GROWTH RATE (%) (JUNE-DEC 2018)

**-1.74%**

### Domestic Debt Stock

JUNE 30 2018



**N517,367,331,872.95**

DEBT STOCK (N)



**N530,243,773,934.40**

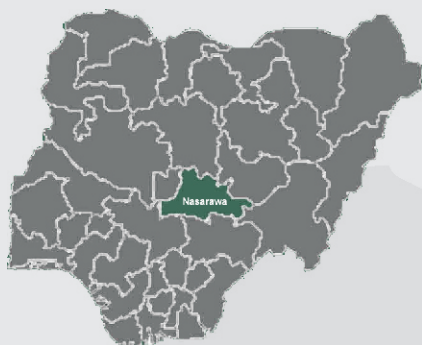
GROWTH RATE (%) (JUNE-DEC 2018)

**2.5%**

Note: Domestic Debt Stock for 31 States + FCT was as at March 31, 2018, while Domestic Debt Stock for 5 States (Anambra, Gombe, Katsina, Rivers and Zamfara) was as at December 31, 2017

# NIGERIAN DOMESTIC AND FOREIGN DEBT - Q4 2018

## NASARAWA STATE



Land Area: 10, 470 sq mi

Population: 2,439,113

Total FAAC Allocation 2018

**N47,550,214,527.98**

IGR As At Q3 2018

**N5,397,502,625.80**




### External Debt Stock

MULTILATERAL (\$)

BILATERAL (AFD) (\$)

Bilateral (CHINA EXIM BANK, JICA, INDIA, KFW (\$)

COMMERCIAL (EURO BONDS & DIASPORA BOND)



**\$59,183,665.51**

----

----

----

30 June 2018

**\$61,495,066.44**

Total (\$)

**\$59,183,665.51**

GROWTH RATE (%) (JUNE-DEC 2018)

**-3.76%**

### Domestic Debt Stock

JUNE 30 2018



**N70,335,662,265.00**

DEBT STOCK (N)



**N85,363,486,609.87**

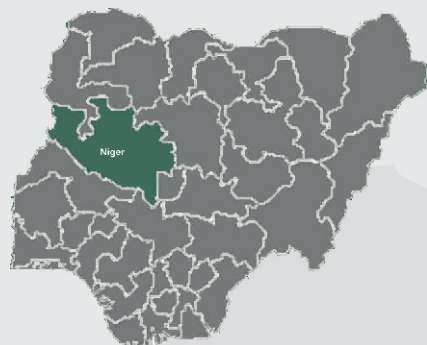
GROWTH RATE (%) (JUNE-DEC 2018)

**21.4%**

Note: Domestic Debt Stock for 31 States + FCT was as at March 31, 2018, while Domestic Debt Stock for 5 States (Anambra, Gombe, Katsina, Rivers and Zamfara) was as at December 31, 2017

# NIGERIAN DOMESTIC AND FOREIGN DEBT - Q4 2018

## NIGER STATE



Land Area: 10, 470 sq mi

Population: 5,343,260

Total FAAC Allocation 2018

**N57,521,609,575.99**

IGR As At Q3 2018

**N6,516,648,393.95**




### External Debt Stock

MULTILATERAL (\$)

BILATERAL (AFD) (\$)

Bilateral (CHINA EXIM BANK, JICA, INDIA, KFW (\$))

COMMERCIAL (EURO BONDS & DIASPORA BOND)



**\$54,845,344.97**

**\$6,500,000.00**

-----

-----

30 June 2018

**\$55,747,995.99**

Total (\$)

**\$61,345,344.97**

GROWTH RATE (%) (JUNE-DEC 2018)

**10.04%**

### Domestic Debt Stock

JUNE 30 2018



**N40,300,423,742.82**

DEBT STOCK (N)



**N41,831,488,692.26**

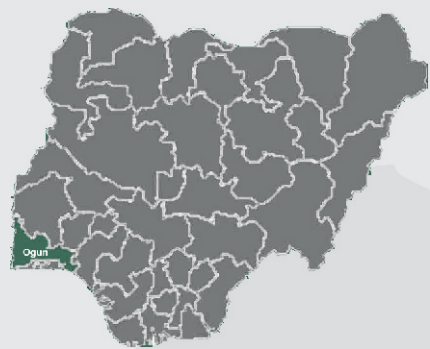
GROWTH RATE (%) (JUNE-DEC 2018)

**3.8%**

Note: Domestic Debt Stock for 31 States + FCT was as at March 31, 2018, while Domestic Debt Stock for 5 States (Anambra, Gombe, Katsina, Rivers and Zamfara) was as at December 31, 2017

# NIGERIAN DOMESTIC AND FOREIGN DEBT - Q4 2018

## OGUN STATE



Land Area: 6,556.23 sq mi

Population: 5,024,191

Total FAAC Allocation 2018

**N39,644,151,088.38**

IGR As At Q3 2018

**N63,096,744,066.69**




### External Debt Stock

MULTILATERAL (\$)

BILATERAL (AFD) (\$)

Bilateral (CHINA EXIM BANK, JICA, INDIA, KFW) (\$)

COMMERCIAL (EURO BONDS & DIASPORA BOND)



**\$98,256,042.18**

**\$5,000,000.00**

-----

-----

30 June 2018

**\$105,388,666.18**

Total (\$)

**\$103,256,042.18**

GROWTH RATE (%) (JUNE-DEC 2018)



### Domestic Debt Stock

JUNE 30 2018



**N104,933,290,271.91**

DEBT STOCK (N)



**N98,716,941,494.10**

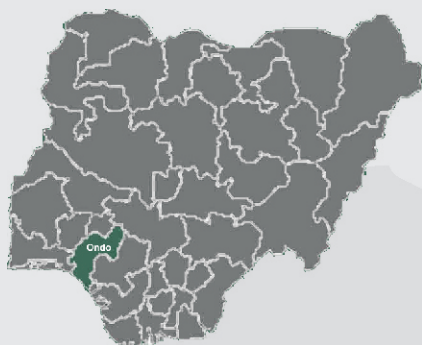
GROWTH RATE (%) (JUNE-DEC 2018)



Note: Domestic Debt Stock for 31 States + FCT was as at March 31, 2018, while Domestic Debt Stock for 5 States (Anambra, Gombe, Katsina, Rivers and Zamfara) was as at December 31, 2017

# NIGERIAN DOMESTIC AND FOREIGN DEBT - Q4 2018

## ONDO STATE



Land Area: 6,000 sq mi

Population: 4,515,660

Total FAAC Allocation 2018

**N64,686,727,822.91**

IGR As At Q3 2018

**N14,461,904,636.60**




### External Debt Stock

MULTILATERAL (\$)

BILATERAL (AFD) (\$)

Bilateral (CHINA EXIM BANK, JICA, INDIA, KFW) (\$)

COMMERCIAL (EURO BONDS & DIASPORA BOND)



\$79,854,005.14

----

----

----

30 June 2018

**\$81,417,458.58**

Total (\$)

**\$79,854,005.14**

GROWTH RATE (%) (JUNE-DEC 2018)

**-1.92%**

### Domestic Debt Stock

JUNE 30 2018



**N50,610,170,334.16**

DEBT STOCK (N)



**N49,123,506,028.25**

GROWTH RATE (%) (JUNE-DEC 2018)

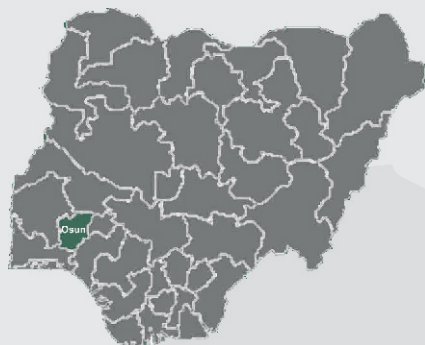
**-2.9%**

Note: Domestic Debt Stock for 31 States + FCT was as at March 31, 2018, while Domestic Debt Stock for 5 States (Anambra, Gombe, Katsina, Rivers and Zamfara) was as at December 31, 2017



# NIGERIAN DOMESTIC AND FOREIGN DEBT - Q4 2018

## OSUN STATE



Land Area: 3,572 sq mi

Population: 4,536,877

Total FAAC Allocation 2018

**N22,837,305,434.52**

IGR As At Q3 2018

**N7,512,035,990.27**




### External Debt Stock

MULTILATERAL (\$)

BILATERAL (AFD) (\$)

Bilateral (CHINA EXIM BANK, JICA, INDIA, KFW) (\$)

COMMERCIAL (EURO BONDS & DIASPORA BOND)



**\$86,839,417.37**

**\$12,245,989.00**

-----

-----

30 June 2018

**\$101,567,066.28**

Total (\$)

**\$99,085,406.37**

GROWTH RATE (%) (JUNE-DEC 2018)

**-2.44%**

### Domestic Debt Stock

JUNE 30 2018



**N135,831,145,633.27**

DEBT STOCK (N)



**N148,101,237,664.94**

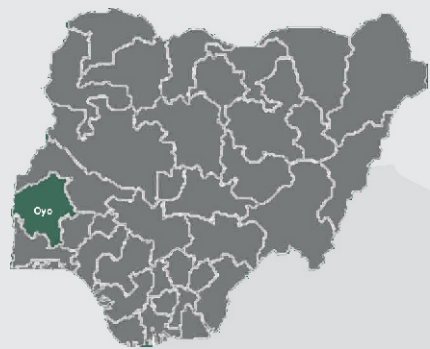
GROWTH RATE (%) (JUNE-DEC 2018)

**9.0%**

Note: Domestic Debt Stock for 31 States + FCT was as at March 31, 2018, while Domestic Debt Stock for 5 States (Anambra, Gombe, Katsina, Rivers and Zamfara) was as at December 31, 2017

# NIGERIAN DOMESTIC AND FOREIGN DEBT - Q4 2018

## OYO STATE



Land Area: 10,986 sq mi

Population: 7,540,300

Total FAAC Allocation 2018

**N59,289,159,988.50**

IGR As At Q3 2018

**N18,262,370,435.81**




### External Debt Stock

MULTILATERAL (\$)

BILATERAL (AFD) (\$)

Bilateral (CHINA EXIM BANK, JICA, INDIA, KFW) (\$)

COMMERCIAL (EURO BONDS & DIASPORA BOND)



**\$104,997,383.47**

----

----

----

30 June 2018

**\$106,334,516.11**

Total (\$)

**\$104,997,383.47**

GROWTH RATE (%) (JUNE-DEC 2018)

**-1.26%**

### Domestic Debt Stock

JUNE 30 2018



**N88,003,629,720.82**

DEBT STOCK (N)



**N91,515,756,366.15**

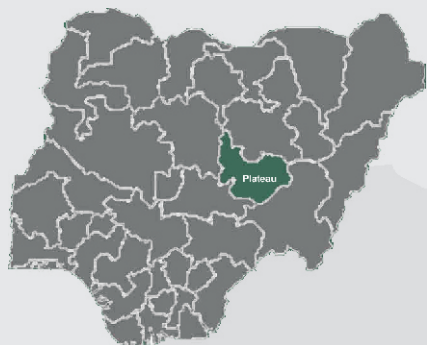
GROWTH RATE (%) (JUNE-DEC 2018)

**4.0%**

Note: Domestic Debt Stock for 31 States + FCT was as at March 31, 2018, while Domestic Debt Stock for 5 States (Anambra, Gombe, Katsina, Rivers and Zamfara) was as at December 31, 2017

# NIGERIAN DOMESTIC AND FOREIGN DEBT - Q4 2018

## PLATEAU STATE



Land Area: 11, 936 sq mi

Population: 4,075,392

Total FAAC Allocation 2018

**N43,885,148,418.60**

IGR As At Q3 2018

**N9,530,393,398.30**




### External Debt Stock

MULTILATERAL (\$)

BILATERAL (AFD) (\$)

Bilateral (CHINA EXIM BANK, JICA, INDIA, KFW) (\$)

COMMERCIAL (EURO BONDS & DIASPORA BOND)



**\$28,874,208.63**

----

----

----

30 June 2018

**\$29,696,386.15**

Total (\$)

**\$28,874,208.63**

GROWTH RATE (%) (JUNE-DEC 2018)

**-2.77%**

### Domestic Debt Stock

JUNE 30 2018



**N121,579,460,297.29**

DEBT STOCK (N)



**N100,366,504,576.83**

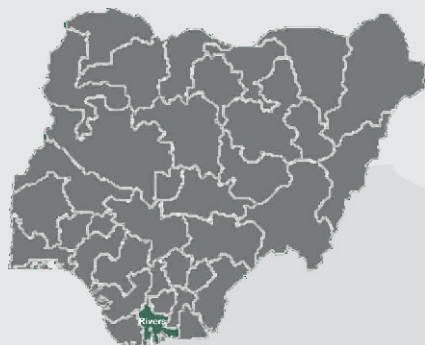
GROWTH RATE (%) (JUNE-DEC 2018)

**-17.4%**

Note: Domestic Debt Stock for 31 States + FCT was as at March 31, 2018, while Domestic Debt Stock for 5 States (Anambra, Gombe, Katsina, Rivers and Zamfara) was as at December 31, 2017

# NIGERIAN DOMESTIC AND FOREIGN DEBT - Q4 2018

## RIVERS STATE



Land Area: 4,277 sq mi

Population: 7,023,942

Total FAAC Allocation 2018

**N172,627,019,316.70**

IGR As At Q3 2018

**N83,788,213,056.04**




### External Debt Stock

MULTILATERAL (\$)

BILATERAL (AFD) (\$)

Bilateral (CHINA EXIM BANK, JICA, INDIA, KFW) (\$)

COMMERCIAL (EURO BONDS & DIASPORA BOND)



**\$78,278,786.10**

----

----

----

30 June 2018

**\$79,520,400.99**

Total (\$)

**\$78,278,786.10**

GROWTH RATE (%) (JUNE-DEC 2018)

**-1.56%**

### Domestic Debt Stock

JUNE 30 2018



**N191,156,694,184.66**

DEBT STOCK (N)



**N225,592,469,150.22**

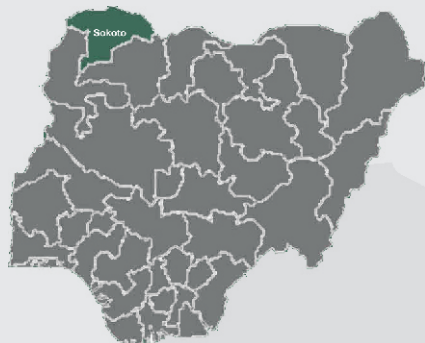
GROWTH RATE (%) (JUNE-DEC 2018)

**18.0%**

Note: Domestic Debt Stock for 31 States + FCT was as at March 31, 2018, while Domestic Debt Stock for 5 States (Anambra, Gombe, Katsina, Rivers and Zamfara) was as at December 31, 2017

# NIGERIAN DOMESTIC AND FOREIGN DEBT - Q4 2018

## SOKOTO STATE



Land Area: 10,028 sq mi

Population: 4,831,152

Total FAAC Allocation 2018

**N54,460,056,835.47**

IGR As At Q3 2018

**N13,409,119,117.14**




### External Debt Stock

MULTILATERAL (\$)

BILATERAL (AFD) (\$)

Bilateral (CHINA EXIM BANK, JICA, INDIA, KFW) (\$)

COMMERCIAL (EURO BONDS & DIASPORA BOND)



**\$39,218,901.04**

----

----

----

30 June 2018

**\$40,225,935.91**

Total (\$)

**\$39,218,901.04**

GROWTH RATE (%) (JUNE-DEC 2018)

**-2.50%**

### Domestic Debt Stock

JUNE 30 2018



**N24,891,029,854.58**

DEBT STOCK (N)



**N38,604,705,528.74**

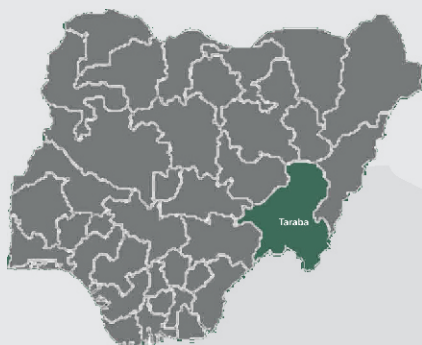
GROWTH RATE (%) (JUNE-DEC 2018)

**55.1%**

Note: Domestic Debt Stock for 31 States + FCT was as at March 31, 2018, while Domestic Debt Stock for 5 States (Anambra, Gombe, Katsina, Rivers and Zamfara) was as at December 31, 2017

# NIGERIAN DOMESTIC AND FOREIGN DEBT - Q4 2018

## TARABA STATE



Land Area: 21, 032 sq mi

Population: 2,968,132

Total FAAC Allocation 2018

**N47,877,801,462.16**

IGR As At Q3 2018

**N4,130,930,232.86**




### External Debt Stock

MULTILATERAL (\$)

BILATERAL (AFD) (\$)

Bilateral (CHINA EXIM BANK, JICA, INDIA, KFW) (\$)

COMMERCIAL (EURO BONDS & DIASPORA BOND)



**\$21,611,262.68**

----

----

----

30 June 2018

**\$22,113,312.20**

Total (\$)

**\$21,611,262.68**

GROWTH RATE (%) (JUNE-DEC 2018)

**-2.27%**

### Domestic Debt Stock

JUNE 30 2018



**N59,598,963,943.09**

DEBT STOCK (N)



**N61,508,573,011.13**

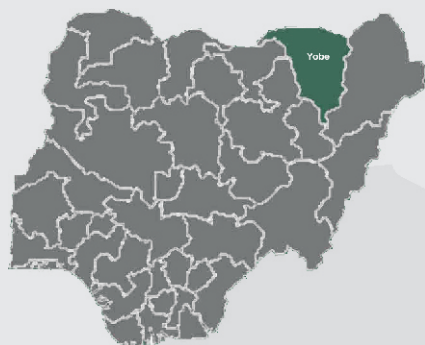
GROWTH RATE (%) (JUNE-DEC 2018)

**3.2%**

Note: Domestic Debt Stock for 31 States + FCT was as at March 31, 2018, while Domestic Debt Stock for 5 States (Anambra, Gombe, Katsina, Rivers and Zamfara) was as at December 31, 2017

# NIGERIAN DOMESTIC AND FOREIGN DEBT - Q4 2018

## YOBE STATE



Land Area: 17, 568 sq mi

Population: 3,163,747

Total FAAC Allocation 2018

**N52,874,949,262.91**

IGR As At Q3 2018

**N2,885,085,035.39**




### External Debt Stock

MULTILATERAL (\$)

BILATERAL (AFD) (\$)

Bilateral (CHINA EXIM BANK, JICA, INDIA, KFW) (\$)

COMMERCIAL (EURO BONDS & DIASPORA BOND)



**\$27,486,482.07**

----

----

----

30 June 2018

**\$28,496,975.62**

Total (\$)

**\$27,486,482.07**

GROWTH RATE (%) (JUNE-DEC 2018)

**-3.55%**

### Domestic Debt Stock

JUNE 30 2018



**N27,317,264,912.88**

DEBT STOCK (N)



**N27,772,599,253.39**

GROWTH RATE (%) (JUNE-DEC 2018)

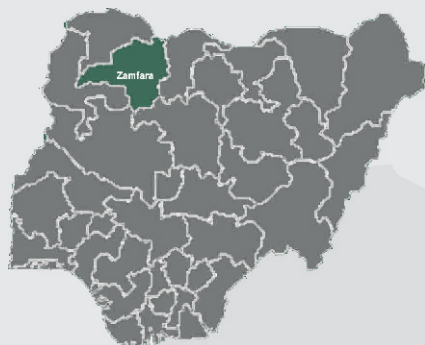
**1.7%**

Note: Domestic Debt Stock for 31 States + FCT was as at March 31, 2018, while Domestic Debt Stock for 5 States (Anambra, Gombe, Katsina, Rivers and Zamfara) was as at December 31, 2017



# NIGERIAN DOMESTIC AND FOREIGN DEBT - Q4 2018

## ZAMFARA STATE



Land Area: 15,352 sq mi

Population: 4,353,533

Total FAAC Allocation 2018

**N40,831,825,094.60**

IGR As At Q3 2018

**N4,452,743,506.87**




### External Debt Stock

MULTILATERAL (\$)

BILATERAL (AFD) (\$)

Bilateral (CHINA EXIM BANK, JICA, INDIA, KFW (\$))

COMMERCIAL (EURO BONDS & DIASPORA BOND)



**\$33,524,208.01**

----

----

----

30 June 2018

**\$34,244,939.78**

Total (\$)

**\$33,524,208.01**

GROWTH RATE (%) (JUNE-DEC 2018)

**-2.10%**

### Domestic Debt Stock

JUNE 30 2018



**N69,923,231,483.13**

DEBT STOCK (N)



**N59,900,241,661.65**

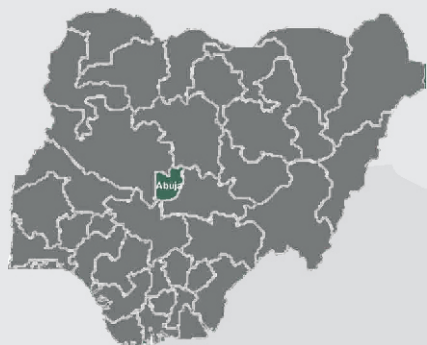
GROWTH RATE (%) (JUNE-DEC 2018)

**-14.3%**

Note: Domestic Debt Stock for 31 States + FCT was as at March 31, 2018, while Domestic Debt Stock for 5 States (Anambra, Gombe, Katsina, Rivers and Zamfara) was as at December 31, 2017

# NIGERIAN DOMESTIC AND FOREIGN DEBT - Q4 2018

FCT



Land Area: 15,352 sq mi

Population: 4,353,533

Total FAAC Allocation 2018

**N73,061,038,399.50**

IGR As At Q3 2018

**N49,363,262,872.10**




## External Debt Stock

MULTILATERAL (\$)

BILATERAL (AFD) (\$)

Bilateral (CHINA EXIM BANK, JICA, INDIA, KFW) (\$)

COMMERCIAL (EURO BONDS & DIASPORA BOND)



**\$31,848,844.12**

----

----

----

30 June 2018

**\$32,833,430.20**

Total (\$)

**\$31,848,844.12**

GROWTH RATE (%) (JUNE-DEC 2018)

**-3.00%**

## Domestic Debt Stock

JUNE 30 2018



**N94,115,685,075.02**

DEBT STOCK (N)



**N164,245,377,802.60**

GROWTH RATE (%) (JUNE-DEC 2018)

**74.5%**


Note: Domestic Debt Stock for 31 States + FCT was as at March 31, 2018, while Domestic Debt Stock for 5 States (Anambra, Gombe, Katsina, Rivers and Zamfara) was as at December 31, 2017

# NIGERIAN DOMESTIC AND FOREIGN DEBT - Q4 2018


## SUB-TOTAL STATE & FCT



### External Debt Stock (FGN)



### Domestic Debt Stock



Note: Domestic Debt Stock for 31 States + FCT was as at March 31, 2018, while Domestic Debt Stock for 5 States (Anambra, Gombe, Katsina, Rivers and Zamfara) was as at December 31, 2017


# NIGERIAN DOMESTIC AND FOREIGN DEBT - Q4 2018

## FGN




### External Debt Stock (FGN)

MULTILATERAL (\$)




\$7,008,095,136.98

BILATERAL (AFD) (\$)




\$120,153,811.00

Bilateral (CHINA EXIM BANK, JICA, INDIA, KFW) (\$)



\$2,747,046,800.00

COMMERCIAL (EURO BONDS & DIASPORA BOND)



\$11,168,352,000.00

30 June 2018

\$17,834,756,936.86

Total (\$)

\$21,043,647,747.98

GROWTH RATE (%) (JUNE-DEC 2018)

17.99%

### Domestic Debt Stock

JUNE 30 2018



N12,151,437,661,592.00

DEBT STOCK (N)



N12,774,405,700,000.00

GROWTH RATE (%) (JUNE-DEC 2018)

5.1%


Note: Domestic Debt Stock for 31 States + FCT was as at March 31, 2018, while Domestic Debt Stock for 5 States (Anambra, Gombe, Katsina, Rivers and Zamfara) was as at December 31, 2017

# NIGERIAN DOMESTIC AND FOREIGN DEBT - Q4 2018


## GRAND TOTAL



### External Debt Stock (Grand Total)



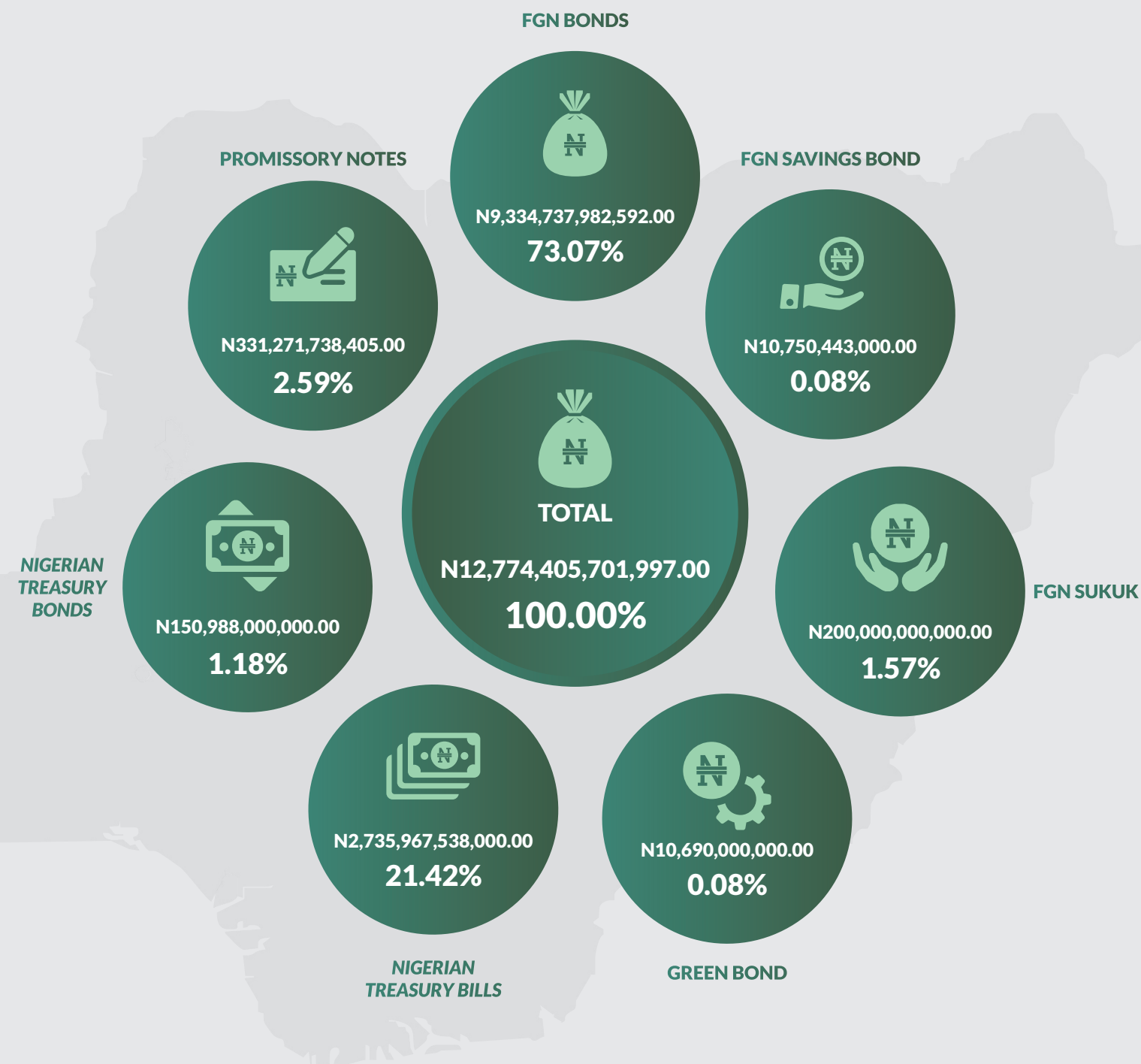
### Domestic Debt Stock



Note: Domestic Debt Stock for 31 States + FCT was as at March 31, 2018, while Domestic Debt Stock for 5 States (Anambra, Gombe, Katsina, Rivers and Zamfara) was as at December 31, 2017

# NIGERIAN DOMESTIC AND FOREIGN DEBT - Q4 2018

FEDERAL GOVERNMENT DOMESTIC DEBT STOCK BY INSTRUMENT AS AT DECEMBER 31, 2018



# NIGERIAN DOMESTIC AND FOREIGN DEBT - Q4 2018

NIGERIA'S TOTAL PUBLIC DEBT PORTFOLIO AS AT DECEMBER 31, 2018



**A**



**FGN ONLY**

AMOUNT OUTSTANDING  
(US\$'M) DEC 2018

**\$21,043.65**

AMOUNT OUTSTANDING  
(US\$'M) JUNE 2018

**\$17,834.76**

AMOUNT OUTSTANDING  
(N'M) DEC 2018

**N6,460,399.86**

AMOUNT OUTSTANDING  
(N'M) JUNE 2018

**N5,475,270.38**

GROWTH % (JUNE-DEC 2018)

**17.99%**



**STATES & FCT**

AMOUNT OUTSTANDING  
(US\$'M) DEC 2018

**\$4,230.72**

AMOUNT OUTSTANDING  
(US\$'M) JUNE 2018

**\$4,248.68**

AMOUNT OUTSTANDING  
(N'M) DEC 2018

**N1,298,830.13**

AMOUNT OUTSTANDING  
(N'M) JUNE 2018

**N1,304,345.98**

GROWTH % (JUNE-DEC 2018)

**-0.42%**



**TOTAL EXTERNAL DEBT**

AMOUNT OUTSTANDING  
(US\$'M) DEC 2018

**\$25,274.36**

AMOUNT OUTSTANDING  
(US\$'M) JUNE 2018

**\$22,083.44**

AMOUNT OUTSTANDING  
(N'M) DEC 2018

**N7,759,229.99**

AMOUNT OUTSTANDING  
(N'M) JUNE 2018

**N6,750,907.61**

GROWTH % (JUNE-DEC 2018)

**14.45%**

**B**



**FGN ONLY**

AMOUNT OUTSTANDING  
(US\$'M) DEC 2018

**\$41,610.44**

AMOUNT OUTSTANDING  
(US\$'M) JUNE 2018

**\$39,749.55**

AMOUNT OUTSTANDING  
(N'M) DEC 2018

**N12,774,405.70**

AMOUNT OUTSTANDING  
(N'M) JUNE 2018

**N12,151,437.66**

GROWTH % (JUNE-DEC 2018)

**4.68%**



**STATES & FCT**

AMOUNT OUTSTANDING  
(US\$'M) DEC 2018

**\$12,551.91**

AMOUNT OUTSTANDING  
(US\$'M) JUNE 2018

**\$11,374.95**

AMOUNT OUTSTANDING  
(N'M) DEC 2018

**N3,853,436.05**

AMOUNT OUTSTANDING  
(N'M) JUNE 2018

**N3,477,321.00**

GROWTH % (JUNE-DEC 2018)

**10.35%**



**TOTAL DOMESTIC DEBT**

AMOUNT OUTSTANDING  
(US\$'M) DEC 2018

**\$54,162.35**

AMOUNT OUTSTANDING  
(US\$'M) JUNE 2018

**\$51,124.50**

AMOUNT OUTSTANDING  
(N'M) DEC 2018

**N16,627,841.75**

AMOUNT OUTSTANDING  
(N'M) JUNE 2018

**N15,695,221.50**

GROWTH % (JUNE-DEC 2018)

**5.94%**



# NIGERIAN DOMESTIC AND FOREIGN DEBT - Q4 2018

NIGERIA'S TOTAL PUBLIC DEBT PORTFOLIO AS AT DECEMBER 31, 2018



C



TOTAL PUBLIC DEBT(A+B)

AMOUNT OUTSTANDING  
(US\$'M) DEC 2018

**\$79,436.72**



TOTAL PUBLIC DEBT(A+B)

AMOUNT OUTSTANDING  
(US\$'M) JUNE 2018

**\$73,207.94**



TOTAL PUBLIC DEBT(A+B)

AMOUNT OUTSTANDING  
(N'M) DEC 2018

**N24,387,071.74**

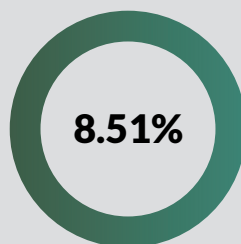


TOTAL PUBLIC DEBT(A+B)

AMOUNT OUTSTANDING  
(N'M) JUNE 2018

**N22,379,666.27**

Percentage of Total



Notes:

- I. Domestic Debt Stocks of 26 States (Abia, Adamawa, Anambra, Bauchi, Bayelsa, Benue, Cross River, Delta, Ebonyi, Plateau, Sokoto, Yobe and Zamfara) are as at December 31, 2018, while Domestic Debt Stock figures for 9 States, (Akwa Ibom, Borno, Kaduna, Kano, Lagos, Nassarawa, Ondo, Rivers, Taraba) and FCT are as at September 30, 2018; and Domestic Debt Stock figure for Katsina State is as at December 31, 2017.
- II. CBN Official Exchange Rate of US\$1 to NGN307 as at December 31, 2018 was used in converting the Domestic Debts to USD.

# NIGERIAN DOMESTIC AND FOREIGN DEBT - Q4 2018

## EXTERNAL DEBT STOCK TYPE




('million)

Sub-Total

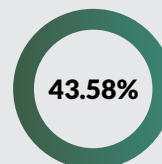


\$11,014.34



MULTILATERAL

Percentage of Total



World Bank Group

African Development Bank Group

ADB

\$1,264.61

AGTF

-----

IDA

\$8,550.11

IBRD

\$124.18

ADF

\$822.73

BADEA

\$5.88

EDF

\$61.25

IDB

\$16.13

IFAD

\$169.45

Sub-Total

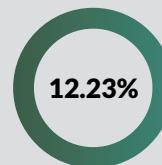


\$3,091.68



BILATERAL

Percentage of Total



China (Exim Bank of China)

\$2,485.08

France (AFD)

\$344.63

Japan (JICA)

\$75.16

India (Exim Bank of India)

\$14.79

Germany (KfW)

\$172.02

Sub-Total

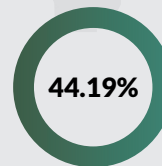


\$11,168.35



COMMERCIAL

Percentage of Total



EUROBONDS

\$10,868.35

DIASPORA BOND

\$300.00

GRAND TOTAL



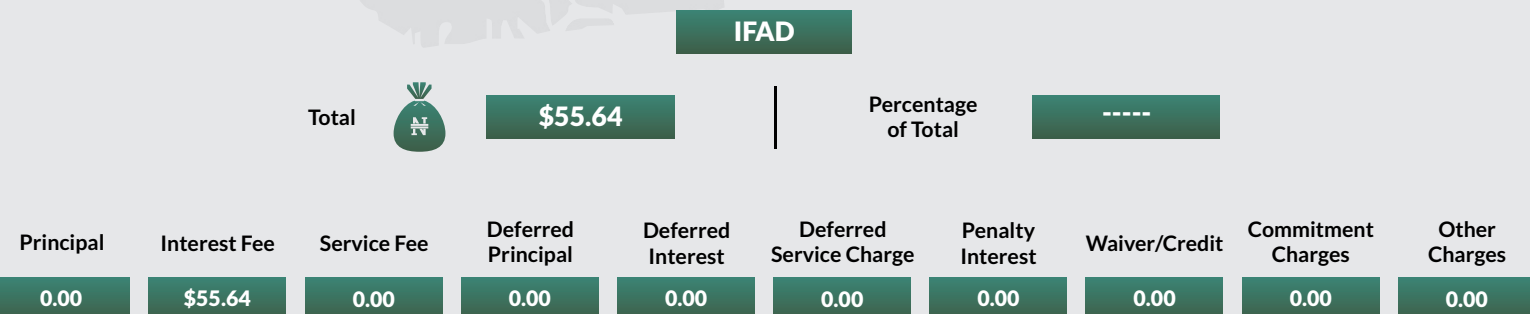
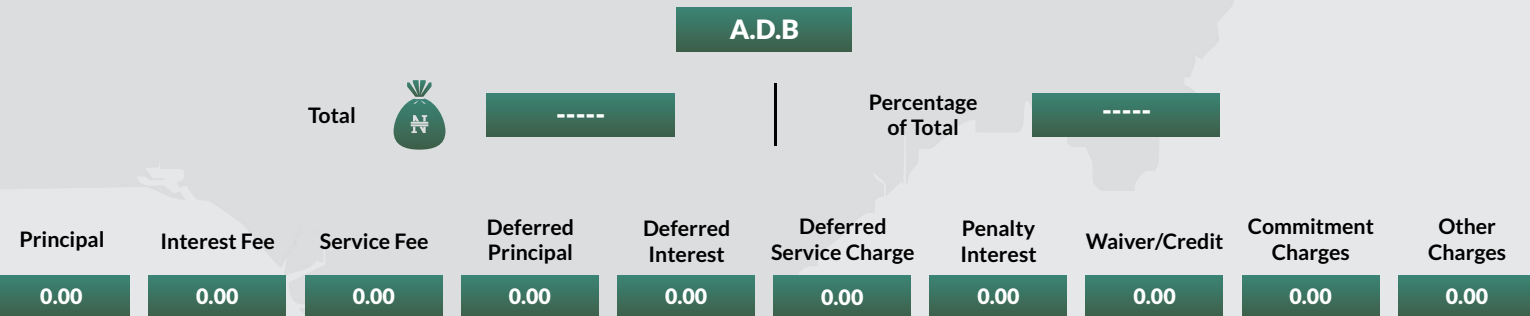

\$25,274.36

Percentage of Total



# NIGERIAN DOMESTIC AND FOREIGN DEBT - Q4 2018

## Q4 2018 EXTERNAL DEBT SERVICE



# NIGERIAN DOMESTIC AND FOREIGN DEBT - Q4 2018

## Q4 2018 EXTERNAL DEBT SERVICE



### A.D.F

Total  **\$11.66** | Percentage of Total **-----**

Principal	Interest Fee	Service Fee	Deferred Principal	Deferred Interest	Deferred Service Charge	Penalty Interest	Waiver/Credit	Commitment Charges	Other Charges
0.00	0.00	0.00	0.00	0.00	0.00	0.00	0.00	\$11.66	0.00

### AGTF

Total  **0.00** | Percentage of Total **-----**

Principal	Interest Fee	Service Fee	Deferred Principal	Deferred Interest	Deferred Service Charge	Penalty Interest	Waiver/Credit	Commitment Charges	Other Charges
0.00	0.00	0.00	0.00	0.00	0.00	0.00	0.00	0.00	0.00

### IDA

Total  **\$44,619.20** | Percentage of Total **-----**

Principal	Interest Fee	Service Fee	Deferred Principal	Deferred Interest	Deferred Service Charge	Penalty Interest	Waiver/Credit	Commitment Charges	Other Charges
\$28,965.94	\$3,395.47	\$12,851.64	0.00	\$101.58	\$15.70	0.00	-\$711.13	0.00	0.00

### EDF

Total  **\$1,699.78** | Percentage of Total **-----**

Principal	Interest Fee	Service Fee	Deferred Principal	Deferred Interest	Deferred Service Charge	Penalty Interest	Waiver/Credit	Commitment Charges	Other Charges
\$1,508.35	\$191.31	0.00	0.00	0.00	0.00	0.00	0.00	0.00	\$0.13

# NIGERIAN DOMESTIC AND FOREIGN DEBT - Q4 2018

## Q4 2018 EXTERNAL DEBT SERVICE



### BADEA

Total  **\$29.34** | Percentage of Total **-----**

Principal	Interest Fee	Service Fee	Deferred Principal	Deferred Interest	Deferred Service Charge	Penalty Interest	Waiver/Credit	Commitment Charges	Other Charges
0.00	0.00	\$29.41	0.00	0.00	0.00	0.00	\$-0.07	0.00	0.00

### IDB

Total  **\$1.42** | Percentage of Total **-----**

Principal	Interest Fee	Service Fee	Deferred Principal	Deferred Interest	Deferred Service Charge	Penalty Interest	Waiver/Credit	Commitment Charges	Other Charges
0.00	0.00	0.00	0.00	0.00	0.00	0.00	\$0.62	0.00	\$0.62

Total  **\$10,742.46** | Percentage of Total **5.52%**

### BILATERAL

Principal	Interest Fee	Service Fee	Deferred Principal	Deferred Interest	Deferred Service Charge	Penalty Interest	Waiver/Credit	Commitment Charges	Other Charges
\$3,846.15	\$5,245.55	0.00	0.00	0.00	0.00	0.10	0.00	\$1,051.97	\$462.15

### EXIM BANK OF CHINA

Total  **0.00** | Percentage of Total **-----**

Principal	Interest Fee	Service Fee	Deferred Principal	Deferred Interest	Deferred Service Charge	Penalty Interest	Waiver/Credit	Commitment Charges	Other Charges
0.00	0.00	0.00	0.00	0.00	0.00	0.00	0.00	0.00	0.00

# NIGERIAN DOMESTIC AND FOREIGN DEBT - Q4 2018

## Q4 2018 EXTERNAL DEBT SERVICE



### NIGERIA COMMUNICATION SATELLITE

Total  **0.00** | Percentage of Total **-----**

Principal	Interest Fee	Service Fee	Deferred Principal	Deferred Interest	Deferred Service Charge	Penalty Interest	Waiver/Credit	Commitment Charges	Other Charges
0.00	0.00	0.00	0.00	0.00	0.00	0.00	0.00	0.00	0.00

### NIGERIA NATIONAL PUBLIC SECURITY COMM. SYS. PROJECT

Total  **0.00** | Percentage of Total **-----**

Principal	Interest Fee	Service Fee	Deferred Principal	Deferred Interest	Deferred Service Charge	Penalty Interest	Waiver/Credit	Commitment Charges	Other Charges
0.00	0.00	0.00	0.00	0.00	0.00	0.00	0.00	0.00	0.00

### NIGERIA RAILWAY MODERNISATION PROJECT ( IDU KADUNA SECTION)

Total  **0.00** | Percentage of Total **-----**

Principal	Interest Fee	Service Fee	Deferred Principal	Deferred Interest	Deferred Service Charge	Penalty Interest	Waiver/Credit	Commitment Charges	Other Charges
0.00	0.00	0.00	0.00	0.00	0.00	0.00	0.00	0.00	0.00

### NIGERIA RAILWAY MODERNISATION PROJECT (LAGOS - IBADAN SECTION)

Total  **0.00** | Percentage of Total **-----**

Principal	Interest Fee	Service Fee	Deferred Principal	Deferred Interest	Deferred Service Charge	Penalty Interest	Waiver/Credit	Commitment Charges	Other Charges
0.00	0.00	0.00	0.00	0.00	0.00	0.00	0.00	0.00	0.00

# NIGERIAN DOMESTIC AND FOREIGN DEBT - Q4 2018

## Q4 2018 EXTERNAL DEBT SERVICE



### NIGERIA ABUJA LIGHT RAIL PROJECT

Total  **0.00** | Percentage of Total **-----**

Principal	Interest Fee	Service Fee	Deferred Principal	Deferred Interest	Deferred Service Charge	Penalty Interest	Waiver/Credit	Commitment Charges	Other Charges
0.00	0.00	0.00	0.00	0.00	0.00	0.00	0.00	0.00	0.00

### NIGERIA ICT INFRASTRUCTURE BACKBONE PROJECT

Total  **0.00** | Percentage of Total **-----**

Principal	Interest Fee	Service Fee	Deferred Principal	Deferred Interest	Deferred Service Charge	Penalty Interest	Waiver/Credit	Commitment Charges	Other Charges
0.00	0.00	0.00	0.00	0.00	0.00	0.00	0.00	0.00	0.00

### NIGERIA FOUR AIRPORT TERMINALS EXPANSION PROJECT

Total  **0.00** | Percentage of Total **-----**

Principal	Interest Fee	Service Fee	Deferred Principal	Deferred Interest	Deferred Service Charge	Penalty Interest	Waiver/Credit	Commitment Charges	Other Charges
0.00	0.00	0.00	0.00	0.00	0.00	0.00	0.00	0.00	0.00

### NIGERIAN ZUNGERU HYDROELECTRIC PROJECT

Total  **0.00** | Percentage of Total **-----**

Principal	Interest Fee	Service Fee	Deferred Principal	Deferred Interest	Deferred Service Charge	Penalty Interest	Waiver/Credit	Commitment Charges	Other Charges
0.00	0.00	0.00	0.00	0.00	0.00	0.00	0.00	0.00	0.00



# NIGERIAN DOMESTIC AND FOREIGN DEBT - Q4 2018

## Q4 2018 EXTERNAL DEBT SERVICE



### NIGERIAN REHABILITATION AND UPGRADING OF ABUJA-KEFFI-MAKURDI ROAD PROJECT

Total  **0.00** | Percentage of Total **-----**

Principal	Interest Fee	Service Fee	Deferred Principal	Deferred Interest	Deferred Service Charge	Penalty Interest	Waiver/Credit	Commitment Charges	Other Charges
0.00	0.00	0.00	0.00	0.00	0.00	0.00	0.00	0.00	0.00

### EXIM BANK OF INDIA

Total  **\$664.91** | Percentage of Total **-----**

Principal	Interest Fee	Service Fee	Deferred Principal	Deferred Interest	Deferred Service Charge	Penalty Interest	Waiver/Credit	Commitment Charges	Other Charges
0.00	\$106.02	0.00	0.00	0.00	0.00	0.00	0.00	\$281.00	\$277.88

### FRENCH DEVELOPMENT AGENCY

Total  **\$7,296.49** | Percentage of Total **-----**

Principal	Interest Fee	Service Fee	Deferred Principal	Deferred Interest	Deferred Service Charge	Penalty Interest	Waiver/Credit	Commitment Charges	Other Charges
\$3,846.15	\$2,544.46	0.00	0.00	0.00	0.00	0.10	0.00	\$721.52	\$184.26

### JICA

Total  **0.00** | Percentage of Total **-----**

Principal	Interest Fee	Service Fee	Deferred Principal	Deferred Interest	Deferred Service Charge	Penalty Interest	Waiver/Credit	Commitment Charges	Other Charges
0.00	0.00	0.00	0.00	0.00	0.00	0.00	0.00	0.00	0.00

# NIGERIAN DOMESTIC AND FOREIGN DEBT - Q4 2018

## Q4 2018 EXTERNAL DEBT SERVICE



### KFW

Total  **\$2,781.06** | Percentage of Total **-----**

Principal	Interest Fee	Service Fee	Deferred Principal	Deferred Interest	Deferred Service Charge	Penalty Interest	Waiver/Credit	Commitment Charges	Other Charges
0.00	\$2,731.62	0.00	0.00	0.00	0.00	0.00	0.00	\$49.44	0.00

### Total

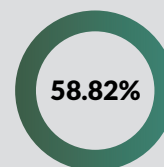


**\$114,375.00**



### COMMERCIAL

### Percentage of Total



Principal	Interest Fee	Service Fee	Deferred Principal	Deferred Interest	Deferred Service Charge	Penalty Interest	Waiver/Credit	Commitment Charges	Other Charges
0.00	\$114,375.00	0.00	0.00	0.00	0.00	0.00	0.00	0.00	0.00

### Total



**\$105,937.50**



### EUROBONDS

### Percentage of Total



Principal	Interest Fee	Service Fee	Deferred Principal	Deferred Interest	Deferred Service Charge	Penalty Interest	Waiver/Credit	Commitment Charges	Other Charges
0.00	\$105,937.50	0.00	0.00	0.00	0.00	0.00	0.00	0.00	0.00

### 5.125% EUROBOND 2018

Total  **0.00** | Percentage of Total **-----**

Principal	Interest Fee	Service Fee	Deferred Principal	Deferred Interest	Deferred Service Charge	Penalty Interest	Waiver/Credit	Commitment Charges	Other Charges
0.00	0.00	0.00	0.00	0.00	0.00	0.00	0.00	0.00	0.00

# NIGERIAN DOMESTIC AND FOREIGN DEBT - Q4 2018

## Q4 2018 EXTERNAL DEBT SERVICE



### 6.75% EUROBOND 2021

Total  **0.00** | Percentage of Total **-----**

Principal	Interest Fee	Service Fee	Deferred Principal	Deferred Interest	Deferred Service Charge	Penalty Interest	Waiver/Credit	Commitment Charges	Other Charges
0.00	0.00	0.00	0.00	0.00	0.00	0.00	0.00	0.00	0.00

### 6.375% EUROBOND 2023

Total  **0.00** | Percentage of Total **-----**

Principal	Interest Fee	Service Fee	Deferred Principal	Deferred Interest	Deferred Service Charge	Penalty Interest	Waiver/Credit	Commitment Charges	Other Charges
0.00	0.00	0.00	0.00	0.00	0.00	0.00	0.00	0.00	0.00

### 7.875% EUROBOND 2032

Total  **0.00** | Percentage of Total **-----**

Principal	Interest Fee	Service Fee	Deferred Principal	Deferred Interest	Deferred Service Charge	Penalty Interest	Waiver/Credit	Commitment Charges	Other Charges
0.00	0.00	0.00	0.00	0.00	0.00	0.00	0.00	0.00	0.00

### 7.625% EUROBOND 2047

Total  **\$57,187.50** | Percentage of Total **-----**

Principal	Interest Fee	Service Fee	Deferred Principal	Deferred Interest	Deferred Service Charge	Penalty Interest	Waiver/Credit	Commitment Charges	Other Charges
0.00	\$57,187.50	0.00	0.00	0.00	0.00	0.00	0.00	0.00	0.00

# NIGERIAN DOMESTIC AND FOREIGN DEBT - Q4 2018

## Q4 2018 EXTERNAL DEBT SERVICE



### 6.5% EUROBOND 2027

Total  **\$48,750.00** | Percentage of Total **-----**

Principal	Interest Fee	Service Fee	Deferred Principal	Deferred Interest	Deferred Service Charge	Penalty Interest	Waiver/Credit	Commitment Charges	Other Charges
0.00	\$48,750.00	0.00	0.00	0.00	0.00	0.00	0.00	0.00	0.00

### DIASPORA BOND

Total  **\$8,437.50** | Percentage of Total **-----**

Principal	Interest Fee	Service Fee	Deferred Principal	Deferred Interest	Deferred Service Charge	Penalty Interest	Waiver/Credit	Commitment Charges	Other Charges
0.00	\$8,437.50	0.00	0.00	0.00	0.00	0.00	0.00	0.00	0.00

### 5.625% DIASPORA BOND 2022

Total  **\$8,437.50** | Percentage of Total **-----**

Principal	Interest Fee	Service Fee	Deferred Principal	Deferred Interest	Deferred Service Charge	Penalty Interest	Waiver/Credit	Commitment Charges	Other Charges
0.00	\$8,437.50	0.00	0.00	0.00	0.00	0.00	0.00	0.00	0.00

Total  **\$20,874.90** | Percentage of Total **10.74%**

**OTHERS**

Principal	Interest Fee	Service Fee	Deferred Principal	Deferred Interest	Deferred Service Charge	Penalty Interest	Waiver/Credit	Commitment Charges	Other Charges
0.00	\$20,874.90	0.00	0.00	0.00	0.00	0.00	0.00	0.00	0.00

# NIGERIAN DOMESTIC AND FOREIGN DEBT - Q4 2018

## Q4 2018 EXTERNAL DEBT SERVICE



### AGENCY FEES

Total  **15.27** | Percentage of Total **-----**

Principal	Interest Fee	Service Fee	Deferred Principal	Deferred Interest	Deferred Service Charge	Penalty Interest	Waiver/Credit	Commitment Charges	Other Charges
0.00	15.27	0.00	0.00	0.00	0.00	0.00	0.00	0.00	0.00

### OIL WARRANT

Total  **\$20,859.63** | Percentage of Total **-----**

Principal	Interest Fee	Service Fee	Deferred Principal	Deferred Interest	Deferred Service Charge	Penalty Interest	Waiver/Credit	Commitment Charges	Other Charges
0.00	\$20,859.63	0.00	0.00	0.00	0.00	0.00	0.00	0.00	0.00

Total

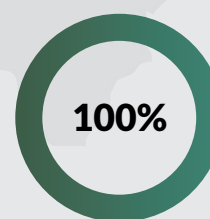


**\$194,440.13**

Percentage of Total



**TOTAL**



Principal	Interest Fee	Service Fee	Deferred Principal	Deferred Interest
<b>\$34,320.44</b>	<b>\$146,306.57</b>	<b>\$12,881.05</b>	<b>0.00</b>	<b>\$101.58</b>
Deferred Service Charge	Penalty Interest	Waiver/Credit	Commitment Charges	Other Charges
<b>\$15.70</b>	<b>0.10</b>	<b>\$-711.20</b>	<b>\$1,063.62</b>	<b>\$462.27</b>

# NIGERIAN DOMESTIC AND FOREIGN DEBT - Q4 2018

## 2018 EXTERNAL DEBT SERVICE

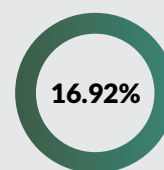


Total  
  
**\$249,055.35**



### MULTILATERAL

Percentage of Total



Principal	Interest Fee	Service Fee	Deferred Principal	Deferred Interest	Deferred Service Charge	Penalty Interest	Waiver/Credit	Commitment Charges	Other Charges
\$129,706.85	\$55,738.60	\$59,987.18	-----	\$429.35	\$1,190.20	0.00	\$-1,213.91	\$2,898.32	\$318.76

### IBRD

Total

**\$4,061.77**

Percentage of Total

-----

Principal	Interest Fee	Service Fee	Deferred Principal	Deferred Interest	Deferred Service Charge	Penalty Interest	Waiver/Credit	Commitment Charges	Other Charges
0.00	\$4,058.13	0.00	0.00	\$3.63	0.00	0.00	0.00	0.00	0.00

### A.D.B

Total

**\$28,930.82**

Percentage of Total

-----

Principal	Interest Fee	Service Fee	Deferred Principal	Deferred Interest	Deferred Service Charge	Penalty Interest	Waiver/Credit	Commitment Charges	Other Charges
\$10,000.00	\$18,155.07	0.00	0.00	0.00	0.00	0.00	0.00	\$775.74	0.00

### IFAD

Total

**\$4,660.27**

Percentage of Total

-----

Principal	Interest Fee	Service Fee	Deferred Principal	Deferred Interest	Deferred Service Charge	Penalty Interest	Waiver/Credit	Commitment Charges	Other Charges
\$3,499.93	\$1,154.71	0.00	0.00	\$5.62	0.00	0.00	0.00	0.00	\$0.01

# NIGERIAN DOMESTIC AND FOREIGN DEBT - Q4 2018

## 2018 EXTERNAL DEBT SERVICE



### A.D.F

Total  **\$25,360.08** | Percentage of Total **-----**

Principal	Interest Fee	Service Fee	Deferred Principal	Deferred Interest	Deferred Service Charge	Penalty Interest	Waiver/Credit	Commitment Charges	Other Charges
\$15,123.75	\$15,123.75	0.00	0.00	0.00	0.00	0.00	0.00	\$2,080.28	0.00

### AGTF

Total  **\$42.29** | Percentage of Total **-----**

Principal	Interest Fee	Service Fee	Deferred Principal	Deferred Interest	Deferred Service Charge	Penalty Interest	Waiver/Credit	Commitment Charges	Other Charges
0.00	0.00	0.00	0.00	0.00	0.00	0.00	0.00	\$42.29	0.00

### IDA

Total  **\$179,375.16** | Percentage of Total **-----**

Principal	Interest Fee	Service Fee	Deferred Principal	Deferred Interest	Deferred Service Charge	Penalty Interest	Waiver/Credit	Commitment Charges	Other Charges
\$102,312.40	\$16,521.65	\$59,826.54	0.00	\$418.93	\$1,190.20	0.00	-\$894.57	0.00	\$0.01

### EDF

Total  **\$5,804.47** | Percentage of Total **-----**

Principal	Interest Fee	Service Fee	Deferred Principal	Deferred Interest	Deferred Service Charge	Penalty Interest	Waiver/Credit	Commitment Charges	Other Charges
\$5,136.70	\$666.47	0.00	0.00	\$1.17	0.00	0.00	0.00	0.00	\$0.13

# NIGERIAN DOMESTIC AND FOREIGN DEBT - Q4 2018

## 2018 EXTERNAL DEBT SERVICE



### BADEA

Total  **\$88.01** | Percentage of Total **-----**

Principal	Interest Fee	Service Fee	Deferred Principal	Deferred Interest	Deferred Service Charge	Penalty Interest	Waiver/Credit	Commitment Charges	Other Charges
0.00	\$58.82	\$29.41	0.00	0.00	0.00	0.00	\$-0.22	0.00	0.00

### IDB

Total  **\$732.50** | Percentage of Total **-----**

Principal	Interest Fee	Service Fee	Deferred Principal	Deferred Interest	Deferred Service Charge	Penalty Interest	Waiver/Credit	Commitment Charges	Other Charges
\$601.77	0.00	\$131.23	0.00	0.00	0.00	0.00	\$-319.11	0.00	\$318.61

Total  **\$150,355.66** | Percentage of Total **10.21%**

### BILATERAL

Principal	Interest Fee	Service Fee	Deferred Principal	Deferred Interest	Deferred Service Charge	Penalty Interest	Waiver/Credit	Commitment Charges	Other Charges
\$83,038.46	\$59,006.33	0.00	0.00	0.00	0.00	\$0.10	0.00	\$7,691.78	\$618.99

### EXIM BANK OF CHINA

Total  **\$133,046.41** | Percentage of Total **-----**

Principal	Interest Fee	Service Fee	Deferred Principal	Deferred Interest	Deferred Service Charge	Penalty Interest	Waiver/Credit	Commitment Charges	Other Charges
\$79,192.31	\$48,462.02	0.00	0.00	0.00	0.00	0.00	0.00	\$5,392.09	0.00



# NIGERIAN DOMESTIC AND FOREIGN DEBT - Q4 2018

## 2018 EXTERNAL DEBT SERVICE



### NIGERIA COMMUNICATION SATELLITE

Total  **\$10,083.33** | Percentage of Total **-----**

Principal	Interest Fee	Service Fee	Deferred Principal	Deferred Interest	Deferred Service Charge	Penalty Interest	Waiver/Credit	Commitment Charges	Other Charges
\$10,000.00	\$83.33	0.00	0.00	0.00	0.00	0.00	0.00	0.00	0.00

### NIGERIA NATIONAL PUBLIC SECURITY COMM. SYS. PROJECT

Total  **\$40,660.65** | Percentage of Total **-----**

Principal	Interest Fee	Service Fee	Deferred Principal	Deferred Interest	Deferred Service Charge	Penalty Interest	Waiver/Credit	Commitment Charges	Other Charges
\$30,730.77	\$9,929.88	0.00	0.00	0.00	0.00	0.00	0.00	0.00	0.00

### NIGERIA RAILWAY MODERNISATION PROJECT ( IDU KADUNA SECTION)

Total  **\$50,810.48** | Percentage of Total **-----**

Principal	Interest Fee	Service Fee	Deferred Principal	Deferred Interest	Deferred Service Charge	Penalty Interest	Waiver/Credit	Commitment Charges	Other Charges
\$38,461.54	\$12,342.08	0.00	0.00	0.00	0.00	0.00	0.00	0.00	0.00

### NIGERIA RAILWAY MODERNISATION PROJECT (LAGOS - IBADAN SECTION)

Total  **\$2,819.78** | Percentage of Total **-----**

Principal	Interest Fee	Service Fee	Deferred Principal	Deferred Interest	Deferred Service Charge	Penalty Interest	Waiver/Credit	Commitment Charges	Other Charges
0.00	0.00	0.00	0.00	0.00	0.00	0.00	0.00	\$2,819.78	0.00

# NIGERIAN DOMESTIC AND FOREIGN DEBT - Q4 2018

## 2018 EXTERNAL DEBT SERVICE



### NIGERIA ABUJA LIGHT RAIL PROJECT

Total  **\$10,920.03** | Percentage of Total **-----**

Principal	Interest Fee	Service Fee	Deferred Principal	Deferred Interest	Deferred Service Charge	Penalty Interest	Waiver/Credit	Commitment Charges	Other Charges
0.00	\$10,767.54	0.00	0.00	0.00	0.00	0.00	-----	\$152.49	0.00

### NIGERIA ICT INFRASTRUCTURE BACKBONE PROJECT

Total  **\$2,224.77** | Percentage of Total **-----**

Principal	Interest Fee	Service Fee	Deferred Principal	Deferred Interest	Deferred Service Charge	Penalty Interest	Waiver/Credit	Commitment Charges	Other Charges
0.00	\$2,197.82	0.00	0.00	0.00	0.00	0.00	0.00	\$26.95	0.00

### NIGERIA FOUR AIRPORT TERMINALS EXPANSION PROJECT

Total  **\$9,118.41** | Percentage of Total **-----**

Principal	Interest Fee	Service Fee	Deferred Principal	Deferred Interest	Deferred Service Charge	Penalty Interest	Waiver/Credit	Commitment Charges	Other Charges
0.00	\$8,809.26	0.00	0.00	0.00	0.00	0.00	0.00	\$309.15	0.00

### NIGERIAN ZUNGERU HYDROELECTRIC PROJECT

Total  **\$6,258.13** | Percentage of Total **-----**

Principal	Interest Fee	Service Fee	Deferred Principal	Deferred Interest	Deferred Service Charge	Penalty Interest	Waiver/Credit	Commitment Charges	Other Charges
0.00	\$4,181.27	0.00	0.00	0.00	0.00	0.00	0.00	\$2,076.86	0.00

# NIGERIAN DOMESTIC AND FOREIGN DEBT - Q4 2018

## 2018 EXTERNAL DEBT SERVICE



### NIGERIAN REHABILITATION AND UPGRADING OF ABUJA-KEFFI-MAKURDI ROAD PROJECT

Total  **0.00** | Percentage of Total **-----**

Principal	Interest Fee	Service Fee	Deferred Principal	Deferred Interest	Deferred Service Charge	Penalty Interest	Waiver/Credit	Commitment Charges	Other Charges
0.00	0.00	0.00	0.00	0.00	0.00	0.00	0.00	0.00	0.00

### EXIM BANK OF INDIA

Total  **\$664.91** | Percentage of Total **-----**

Principal	Interest Fee	Service Fee	Deferred Principal	Deferred Interest	Deferred Service Charge	Penalty Interest	Waiver/Credit	Commitment Charges	Other Charges
0.00	\$106.02	0.00	0.00	0.00	0.00	0.00	0.00	\$281.00	\$277.88

### FRENCH DEVELOPMENT AGENCY

Total  **\$11,282.09** | Percentage of Total **-----**

Principal	Interest Fee	Service Fee	Deferred Principal	Deferred Interest	Deferred Service Charge	Penalty Interest	Waiver/Credit	Commitment Charges	Other Charges
\$3,846.15	\$5,169.11	0.00	0.00	0.00	0.00	0.00	0.00	\$1,925.63	\$341.10

### JICA

Total  **0.00** | Percentage of Total **-----**

Principal	Interest Fee	Service Fee	Deferred Principal	Deferred Interest	Deferred Service Charge	Penalty Interest	Waiver/Credit	Commitment Charges	Other Charges
0.00	0.00	0.00	0.00	0.00	0.00	0.00	0.00	0.00	0.00

# NIGERIAN DOMESTIC AND FOREIGN DEBT - Q4 2018

## 2018 EXTERNAL DEBT SERVICE



### KFW

Total  **\$5,362.24** | Percentage of Total **-----**

Principal	Interest Fee	Service Fee	Deferred Principal	Deferred Interest	Deferred Service Charge	Penalty Interest	Waiver/Credit	Commitment Charges	Other Charges
0.00	\$5,269.19	0.00	0.00	0.00	0.00	0.00	0.00	\$93.06	0.00

Total

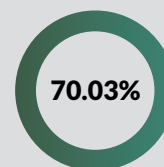


**\$1,030,878.75**



COMMERCIAL

Percentage of Total



Principal	Interest Fee	Service Fee	Deferred Principal	Deferred Interest	Deferred Service Charge	Penalty Interest	Waiver/Credit	Commitment Charges	Other Charges
\$500,000.00	\$530,878.75	0.00	0.00	0.00	0.00	0.00	0.00	0.00	0.00

Total



**\$1,014,003.75**



EUROBONDS

Percentage of Total



Principal	Interest Fee	Service Fee	Deferred Principal	Deferred Interest	Deferred Service Charge	Penalty Interest	Waiver/Credit	Commitment Charges	Other Charges
\$500000.00	\$514003.75	0.00	0.00	0.00	0.00	0.00	0.00	0.00	0.00

### 5.125% EUROBOND 2018

Total  **\$525,630.00** | Percentage of Total **-----**

Principal	Interest Fee	Service Fee	Deferred Principal	Deferred Interest	Deferred Service Charge	Penalty Interest	Waiver/Credit	Commitment Charges	Other Charges
\$500000.00	\$25630.00	0.00	0.00	0.00	0.00	0.00	0.00	0.00	0.00

# NIGERIAN DOMESTIC AND FOREIGN DEBT - Q4 2018

## 2018 EXTERNAL DEBT SERVICE



### 6.75% EUROBOND 2021

Total  **\$33,750.00** | Percentage of Total **-----**

Principal	Interest Fee	Service Fee	Deferred Principal	Deferred Interest	Deferred Service Charge	Penalty Interest	Waiver/Credit	Commitment Charges	Other Charges
0.00	\$33,750.00	0.00	0.00	0.00	0.00	0.00	0.00	0.00	0.00

### 6.375% EUROBOND 2023

Total  **\$31,880.00** | Percentage of Total **-----**

Principal	Interest Fee	Service Fee	Deferred Principal	Deferred Interest	Deferred Service Charge	Penalty Interest	Waiver/Credit	Commitment Charges	Other Charges
0.00	\$31,880.00	0.00	0.00	0.00	0.00	0.00	0.00	0.00	0.00

### 7.875% EUROBOND 2032

Total  **\$118,125.00** | Percentage of Total **-----**

Principal	Interest Fee	Service Fee	Deferred Principal	Deferred Interest	Deferred Service Charge	Penalty Interest	Waiver/Credit	Commitment Charges	Other Charges
0.00	\$118,125.00	0.00	0.00	0.00	0.00	0.00	0.00	0.00	0.00

### 7.625% EUROBOND 2047

Total  **\$159,018.75** | Percentage of Total **-----**

Principal	Interest Fee	Service Fee	Deferred Principal	Deferred Interest	Deferred Service Charge	Penalty Interest	Waiver/Credit	Commitment Charges	Other Charges
0.00	\$159,018.75	0.00	0.00	0.00	0.00	0.00	0.00	0.00	0.00

# NIGERIAN DOMESTIC AND FOREIGN DEBT - Q4 2018

## 2018 EXTERNAL DEBT SERVICE



### 6.5% EUROBOND 2027

Total  **\$145,600.00** | Percentage of Total **-----**

Principal	Interest Fee	Service Fee	Deferred Principal	Deferred Interest	Deferred Service Charge	Penalty Interest	Waiver/Credit	Commitment Charges	Other Charges
0.00	\$145,600.00	0.00	0.00	0.00	0.00	0.00	0.00	0.00	0.00

### DIASPORA BOND

Total  **\$16,875.00** | Percentage of Total **-----**

Principal	Interest Fee	Service Fee	Deferred Principal	Deferred Interest	Deferred Service Charge	Penalty Interest	Waiver/Credit	Commitment Charges	Other Charges
0.00	\$16,875.00	0.00	0.00	0.00	0.00	0.00	0.00	0.00	0.00

### 5.625% DIASPORA BOND 2022

Total  **\$16,875.00** | Percentage of Total **-----**

Principal	Interest Fee	Service Fee	Deferred Principal	Deferred Interest	Deferred Service Charge	Penalty Interest	Waiver/Credit	Commitment Charges	Other Charges
0.00	\$16,875.00	0.00	0.00	0.00	0.00	0.00	0.00	0.00	0.00

Total  **\$41,749.79** | Percentage of Total **2.84%**

**OTHERS**

Principal	Interest Fee	Service Fee	Deferred Principal	Deferred Interest	Deferred Service Charge	Penalty Interest	Waiver/Credit	Commitment Charges	Other Charges
0.00	\$41,749.79	0.00	0.00	0.00	0.00	0.00	0.00	0.00	0.00

# NIGERIAN DOMESTIC AND FOREIGN DEBT - Q4 2018

## 2018 EXTERNAL DEBT SERVICE



### AGENCY FEES


Total  **\$30.53** | Percentage of Total **-----**

Principal	Interest Fee	Service Fee	Deferred Principal	Deferred Interest	Deferred Service Charge	Penalty Interest	Waiver/Credit	Commitment Charges	Other Charges
0.00	\$30.53	0.00	0.00	0.00	0.00	0.00	0.00	0.00	0.00

### OIL WARRANT

Total  **\$41,719.26** | Percentage of Total **-----**

Principal	Interest Fee	Service Fee	Deferred Principal	Deferred Interest	Deferred Service Charge	Penalty Interest	Waiver/Credit	Commitment Charges	Other Charges
0.00	\$41,719.26	0.00	0.00	0.00	0.00	0.00	0.00	0.00	0.00



<b>\$712,745.31</b>	<b>\$687,373.48</b>	<b>\$59,987.18</b>	<b>0.00</b>	<b>\$429.35</b>
<b>\$1,190.20</b>	<b>\$0.10</b>	<b>\$-1,213.91</b>	<b>\$10,590.10</b>	<b>\$937.74</b>

# Methodology

Data is supplied administratively by the Debt Management Office, Nigeria and verified and validated by the National Bureau of Statistics, Nigeria.



<b>NIGERIA'S TOTAL PUBLIC DEBT PORTFOLIO AS AT DECEMBER 31, 2018</b>						
	<b>Debt Category</b>	<b>Amount Outstanding (US\$'M) Dec 2018</b>	<b>Amount Outstanding (US\$'M) June 2018</b>	<b>Amount Outstanding (N'M) Dec 2018</b>	<b>Amount Outstanding (N'M) June 2018</b>	<b>Growth % (June-Dec 2018)</b>
<b>A.</b>	<b>Total External Debt</b>	<b>25,274.36</b>	<b>22,083.44</b>	<b>7,759,229.99</b>	<b>6,750,907.61</b>	<b>14.45</b>
	FGN only	21,043.65	17,834.76	6,460,399.86	5,475,270.38	17.99
	States & FCT	4,230.72	4,248.68	1,298,830.13	1,304,345.98	-0.42
<b>B.</b>	<b>Total Domestic Debt</b>	<b>54,162.35</b>	<b>51,124.50</b>	<b>16,627,841.75</b>	<b>15,695,221.50</b>	<b>5.94</b>
	FGN Only	41,610.44	39,749.55	12,774,405.70	12,151,437.66	4.68
	States & FCT	12,551.91	11,374.95	3,853,436.05	3,477,321.00	10.35
<b>c.</b>	<b>Total Public Debt(A+B)</b>	<b>79,436.72</b>	<b>73,207.94</b>	<b>24,387,071.74</b>	<b>22,379,666.27</b>	<b>8.51</b>
<b>Notes:</b>						
i. Domestic Debt Stocks of 26 States (Abia, Adamawa, Anambra, Bauchi, Bayelsa, Benue, Cross River, Delta, Ebonyi, Plateau, Sokoto, Yobe and Zamfara) are as at December 31, 2018, while Domestic Debt Stock figures for 9 States, (Akwa Ibom, Borno, Kaduna, Kano, Lagos, Nassarawa, Ondo, Rivers, Taraba) and FCT are as at September 30, 2018; and Domestic Debt Stock figure for Katsina State is as at December 31, 2017.						
ii. CBN Official Exchange Rate of US\$1 to NGN307 as at December 31, 2018 was used in converting the Domestic Debts to USD.						

## Nigeria's External Debt Stock as at December 31, 2018

in Millions of USD

Category	Outstanding Debt	Percentage of Total
<b>MULTILATERAL</b>		
<b>World Bank Group</b>		
IDA	8,550.11	
IBRD	124.18	
<b>African Development Bank Group</b>		
ADB	1,264.61	
AGTF	-	
ADF	822.73	
BADEA	5.88	
EDF	61.25	
IDB	16.13	
IFAD	169.45	
<b>SUB-TOTAL</b>	<b>11,014.34</b>	<b>43.58%</b>
<b>BILATERAL</b>		
<b>China (Exim Bank of China)</b>	2,485.08	
<b>France (AFD)</b>	344.63	
<b>Japan (JICA)</b>	75.16	
<b>India (Exim Bank of India)</b>	14.79	
<b>Germany (KFW)</b>	172.02	
<b>SUB-TOTAL</b>	<b>3,091.68</b>	<b>12.23%</b>
<b>COMMERCIAL</b>		
EUROBONDS	10,868.35	
DIASPORA BOND	300.00	
<b>SUB-TOTAL</b>	<b>11,168.35</b>	<b>44.19%</b>
<b>GRAND TOTAL</b>	<b>25,274.36</b>	<b>100.00%</b>

Federal Government, States and FCT's External Debt Stock as at 31st December, 2018								
S/No	States and FGN	Multilateral	Bilateral (AFD)	Bilateral (CHINA EXIM BANK, JICA, INDIA, KFW)	Commercial(Euro Bonds & diaspora Bond)	Total		Growth %
		(\$)	(\$)	(\$)		(\$)	30 June 2018	June-Dec 2018
1	Abia	98,582,798.91	-	-	-	98,582,798.91	100,217,589.59	-1.63
2	Adamawa	91,290,423.73	6,500,000.00	-	-	97,790,423.73	57,860,541.54	69.01
3	Akwa Ibom	45,657,647.14	-	-	-	45,657,647.14	48,385,866.53	-5.64
4	Anambra	107,041,487.48	-	-	-	107,041,487.48	107,438,517.03	-0.37
5	Bauchi	133,930,757.08	-	-	-	133,930,757.08	134,907,612.92	-0.72
6	Bayelsa	56,623,178.71	-	-	-	56,623,178.71	57,256,211.04	-1.11
7	Benue	39,610,851.64	-	-	-	39,610,851.64	34,750,363.40	13.99
8	Borno	21,618,240.11	-	-	-	21,618,240.11	22,292,486.47	-3.02
9	Cross River	144,873,736.81	43,900,000.00	-	-	188,773,736.81	193,796,061.81	-2.59
10	Delta	63,286,948.43	-	-	-	63,286,948.43	63,825,838.81	-0.84
11	Ebonyi	66,653,026.12	-	-	-	66,653,026.12	67,901,721.07	-1.84
12	Edo	276,253,922.96	-	-	-	276,253,922.96	279,029,896.21	-0.99
13	Ekiti	106,208,598.19	-	-	-	106,208,598.19	97,994,770.66	8.38
14	Enugu	119,677,662.23	6,500,000.00	-	-	126,177,662.23	127,952,029.92	-1.39
15	Gombe	37,406,069.57	-	-	-	37,406,069.57	38,500,292.18	-2.84
16	Imo	59,515,586.62	-	-	-	59,515,586.62	61,277,993.68	-2.88
17	Jigawa	32,008,444.77	-	-	-	32,008,444.77	32,800,038.17	-2.41
18	Kaduna	227,252,685.58	-	-	-	227,252,685.58	232,965,533.73	-2.45
19	Kano	63,409,069.74	-	-	-	63,409,069.74	65,047,427.46	-2.52
20	Katsina	62,133,706.90	-	-	-	62,133,706.90	64,757,964.40	-4.05
21	Kebbi	45,605,534.73	-	-	-	45,605,534.73	46,759,780.42	-2.47
22	Kogi	31,584,158.36	-	-	-	31,584,158.36	32,371,905.62	-2.43
23	Kwara	48,599,040.43	-	-	-	48,599,040.43	49,871,457.19	-2.55
24	Lagos	1,282,598,935.47	143,830,000.00	-	-	1,426,428,935.47	1,451,639,937.86	-1.74
25	Nassarawa	59,183,665.51	-	-	-	59,183,665.51	61,495,066.44	-3.76
26	Niger	54,845,344.97	6,500,000.00	-	-	61,345,344.97	55,747,995.99	10.04
27	Ogun	98,256,042.18	5,000,000.00	-	-	103,256,042.18	105,388,666.18	-2.02
28	Ondo	79,854,005.14	-	-	-	79,854,005.14	81,417,458.58	-1.92
29	Osun	86,839,417.37	12,245,989.00	-	-	99,085,406.37	101,567,066.28	-2.44
30	Oyo	104,997,383.47	-	-	-	104,997,383.47	106,334,516.11	-1.26
31	Plateau	28,874,208.63	-	-	-	28,874,208.63	29,696,386.15	-2.77
32	Rivers	78,278,786.10	-	-	-	78,278,786.10	79,520,400.99	-1.56
33	Sokoto	39,218,901.04	-	-	-	39,218,901.04	40,225,935.91	-2.50
34	Taraba	21,611,262.68	-	-	-	21,611,262.68	22,113,312.20	-2.27
35	Yobe	27,486,482.07	-	-	-	27,486,482.07	28,496,975.62	-3.55
36	Zamfara	33,524,208.01	-	-	-	33,524,208.01	34,244,939.78	-2.10
37	FCT	31,848,844.12	-	-	-	31,848,844.12	32,833,430.20	-3.00
	<b>Sub-Total State &amp; FCT</b>	<b>4,006,241,063.02</b>	<b>224,475,989.00</b>	<b>-</b>	<b>-</b>	<b>4,230,717,052.02</b>	<b>4,248,683,988.14</b>	<b>-0.42</b>
	<b>FGN</b>	<b>7,008,095,136.98</b>	<b>120,153,811.00</b>	<b>2,747,046,800.00</b>	<b>11,168,352,000.00</b>	<b>21,043,647,747.98</b>	<b>17,834,756,936.86</b>	<b>17.99</b>
	<b>Grand Total</b>	<b>11,014,336,200.00</b>	<b>344,629,800.00</b>	<b>2,747,046,800.00</b>	<b>11,168,352,000.00</b>	<b>25,274,364,800.00</b>	<b>22,083,440,925.00</b>	<b>14.45</b>

**Nigeria's Actual External Debt Service Payments in Fourth Quarter, 2018**  
in Thousands of USD

Category	Principal	Interest Fee	Service Fee	Deferred Principal	Deferred Interest	Deferred Service Charge	Penalty Interest	Waiver/Credit	Commitment Charges	Other Charges	Total	Percentage of Total
<b>MULTILATERAL</b>	<b>30,474.29</b>	<b>5,674.58</b>	<b>12,881.05</b>	<b>-</b>	<b>101.58</b>	<b>15.70</b>	<b>0.00</b>	<b>- 711.20</b>	<b>11.66</b>	<b>0.13</b>	<b>48,447.78</b>	<b>24.92%</b>
IBRD	0.00	2,032.17	0.00	0.00	0.00	0.00	0.00	0.00	0.00	0.00	2,032.17	
A.D.B	0.00	0.00	0.00	0.00	0.00	0.00	0.00	0.00	0.00	0.00	0.00	
IFAD	0.00	55.64	0.00	0.00	0.00	0.00	0.00	0.00	0.00	0.00	55.64	
A.D.F	0.00	0.00	0.00	0.00	0.00	0.00	0.00	0.00	11.66	0.00	11.66	
AGTF	0.00	0.00	0.00	0.00	0.00	0.00	0.00	0.00	0.00	0.00	0.00	
IDA	28,965.94	3,395.47	12,851.64	0.00	101.58	15.70	0.00	- 711.13	0.00	0.00	44,619.20	
EDF	1,508.35	191.31	0.00	0.00	0.00	0.00	0.00	0.00	0.00	0.13	1,699.78	
BADEA	0.00	0.00	29.41	0.00	0.00	0.00	0.00	- 0.07	0.00	0.00	29.34	
IDB	0.00	0.00	0.00	0.00	0.00	0.00	0.00	-	0.00	0.00	0.00	
<b>BILATERAL</b>	<b>3,846.15</b>	<b>5,382.10</b>	<b>0.00</b>	<b>0.00</b>	<b>0.00</b>	<b>0.00</b>	<b>0.10</b>	<b>0.00</b>	<b>1,051.97</b>	<b>462.15</b>	<b>10,742.46</b>	<b>5.52%</b>
EXIM Bank of China	0.00	0.00	0.00	0.00	0.00	0.00	0.00	0.00	0.00	0.00	0.00	
Nigeria Communication Sattellite	0.00	0.00	0.00	0.00	0.00	0.00	0.00	0.00	0.00	0.00	0.00	
Nigeria National Public Security Comm. Sys. Project	0.00	0.00	0.00	0.00	0.00	0.00	0.00	0.00	0.00	0.00	0.00	
Nigeria Railway Modernisation Project ( Idu Kaduna Section)	0.00	0.00	0.00	0.00	0.00	0.00	0.00	0.00	0.00	0.00	0.00	
Nigeria Railway Modernisation Project (Lagos - Ibadan Section)	0.00	0.00	0.00	0.00	0.00	0.00	0.00	0.00	0.00	0.00	0.00	
Nigeria Abuja Light Rail Project	0.00	0.00	0.00	0.00	0.00	0.00	0.00	-	0.00	0.00	0.00	
Nigeria ICT Infrastructure Backbone Project	0.00	0.00	0.00	0.00	0.00	0.00	0.00	0.00	0.00	0.00	0.00	
Nigeria Four Airport Terminals Expansion Project	0.00	0.00	0.00	0.00	0.00	0.00	0.00	0.00	0.00	0.00	0.00	
Nigerian Zungeru Hydroelectric Project	0.00	0.00	0.00	0.00	0.00	0.00	0.00	0.00	0.00	0.00	0.00	
Nigerian Rehabilitation and Upgrading of Abuja-Keffi-Makurdi Road Project	0.00	0.00	0.00	0.00	0.00	0.00	0.00	0.00	0.00	0.00	0.00	
EXIM Bank of India	0.00	106.02	0.00	0.00	0.00	0.00	0.00	0.00	281.00	277.88	664.91	
French Development Agency	3,846.15	2,544.46	0.00	0.00	0.00	0.00	0.10	0.00	721.52	184.26	7,296.49	
JICA	0.00	0.00	0.00	0.00	0.00	0.00	0.00	0.00	0.00	0.00	0.00	
KFW	0.00	2,731.62	0.00	0.00	0.00	0.00	0.00	0.00	49.44	0.00	2,781.06	
<b>COMMERCIAL</b>	<b>0.00</b>	<b>114,375.00</b>	<b>0.00</b>	<b>0.00</b>	<b>0.00</b>	<b>0.00</b>	<b>0.00</b>	<b>0.00</b>	<b>0.00</b>	<b>0.00</b>	<b>114,375.00</b>	<b>58.82%</b>
<b>EUROBONDS</b>	<b>0.00</b>	<b>105,937.50</b>	<b>0.00</b>	<b>0.00</b>	<b>0.00</b>	<b>0.00</b>	<b>0.00</b>	<b>0.00</b>	<b>0.00</b>	<b>0.00</b>	<b>105,937.50</b>	
5.125% Eurobond 2018	0.00	0.00	0.00	0.00	0.00	0.00	0.00	0.00	0.00	0.00	0.00	
6.75% Eurobond 2021	0.00	0.00	0.00	0.00	0.00	0.00	0.00	0.00	0.00	0.00	0.00	
6.375% Eurobond 2023	0.00	0.00	0.00	0.00	0.00	0.00	0.00	0.00	0.00	0.00	0.00	
7.875% Eurobond 2032	0.00	0.00	0.00	0.00	0.00	0.00	0.00	0.00	0.00	0.00	0.00	
1.825% Eurobond 2007	0.00	57,187.50	0.00	0.00	0.00	0.00	0.00	0.00	0.00	0.00	57,187.50	
6.25% Eurobond 2007	0.00	48,750.00	0.00	0.00	0.00	0.00	0.00	0.00	0.00	0.00	48,750.00	
OMATPORA BOND	0.00	6,437.50	0.00	0.00	0.00	0.00	0.00	0.00	0.00	0.00	6,437.50	
5.825% Omatpora Bond 2022	0.00	6,437.50	0.00	0.00	0.00	0.00	0.00	0.00	0.00	0.00	6,437.50	
<b>OTHERS</b>	<b>0.00</b>	<b>20,874.90</b>	<b>0.00</b>	<b>0.00</b>	<b>0.00</b>	<b>0.00</b>	<b>0.00</b>	<b>0.00</b>	<b>0.00</b>	<b>0.00</b>	<b>20,874.90</b>	<b>10.74%</b>
Agency Fees	0.00	15.27	0.00	0.00	0.00	0.00	0.00	0.00	0.00	0.00	15.27	
OIL WARRANT	0.00	20,859.63	0.00	0.00	0.00	0.00	0.00	0.00	0.00	0.00	20,859.63	
<b>TOTAL</b>	<b>34,320.44</b>	<b>146,306.57</b>	<b>12,881.05</b>	<b>0.00</b>	<b>101.58</b>	<b>15.70</b>	<b>0.10</b>	<b>- 711.20</b>	<b>1,063.62</b>	<b>462.27</b>	<b>194,440.13</b>	<b>100%</b>

**Nigeria's Actual External Debt Service Payments in January - December, 2018**  
in Thousands of USD

Category	Principal	Interest Fee	Service Fee	Deferred Principal	Deferred Interest	Deferred Service Charge	Penalty Interest	Waiver/Credit	Commitment Charges	Other Charges	Total	Percentage of Total
<b>MULTILATERAL</b>	<b>129,706.85</b>	<b>55,738.60</b>	<b>59,987.18</b>	<b>-</b>	<b>429.35</b>	<b>1,190.20</b>	<b>0.00</b>	<b>- 1,213.91</b>	<b>2,898.32</b>	<b>318.76</b>	<b>249,055.35</b>	<b>16.92%</b>
IBRD	0.00	4,058.13	0.00	0.00	3.63	0.00	0.00	0.00	0.00	0.00	4,061.77	
A.D.B	10,000.00	18,155.07	0.00	0.00	0.00	0.00	0.00	0.00	775.74	0.00	28,930.82	
IFAD	3,499.93	1,154.71	0.00	0.00	5.62	0.00	0.00	0.00	0.00	0.01	4,660.27	
A.D.F	8,156.05	15,123.75	0.00	0.00	0.00	0.00	0.00	0.00	2,080.28	0.00	25,360.08	
AGTF	0.00	0.00	0.00	0.00	0.00	0.00	0.00	0.00	42.29	0.00	42.29	
IDA	102,312.40	16,521.65	59,826.54	0.00	418.93	1,190.20	0.00	- 894.57	0.00	0.01	179,375.16	
EDF	5,136.70	666.47	0.00	0.00	1.17	0.00	0.00	0.00	0.00	0.13	5,804.47	
BADEA	0.00	58.82	29.41	0.00	0.00	0.00	0.00	- 0.22	0.00	0.00	88.01	
IDB	601.77	0.00	131.23	0.00	0.00	0.00	0.00	- 319.11	0.00	318.61	732.50	
<b>BILATERAL</b>	<b>83,038.46</b>	<b>59,006.33</b>	<b>0.00</b>	<b>0.00</b>	<b>0.00</b>	<b>0.00</b>	<b>0.10</b>	<b>0.00</b>	<b>7,691.78</b>	<b>618.99</b>	<b>150,355.66</b>	<b>10.21%</b>
EXIM Bank of China	79,192.31	48,462.02	0.00	0.00	0.00	0.00	0.00	0.00	5,392.09	0.00	133,046.41	
Nigeria Communication Sattellite	10,000.00	234.17	0.00	0.00	0.00	0.00	0.00	0.00	0.00	0.00	10,234.17	
Nigeria National Public Security Comm. Sys. Project	30,730.77	9,929.88	0.00	0.00	0.00	0.00	0.00	0.00	0.00	0.00	40,660.65	
Nigeria Railway Modernisation Project ( Idu Kaduna Section)	38,461.54	12,342.08	0.00	0.00	0.00	0.00	0.00	0.00	6.86	0.00	50,810.48	
Nigeria Railway Modernisation Project (Lagos - Ibadan Section)	0.00	0.00	0.00	0.00	0.00	0.00	0.00	0.00	2,819.78	0.00	2,819.78	
Nigeria Abuja Light Rail Project	0.00	10,767.54	0.00	0.00	0.00	0.00	0.00	-	152.49	0.00	10,920.03	
Nigeria ICT Infrastructure Backbone Project	0.00	2,197.82	0.00	0.00	0.00	0.00	0.00	0.00	26.95	0.00	2,224.77	
Nigeria Four Airport Terminals Expansion Project	0.00	8,809.26	0.00	0.00	0.00	0.00	0.00	0.00	309.15	0.00	9,118.41	
Nigerian Zungeru Hydroelectric Project	0.00	4,181.27	0.00	0.00	0.00	0.00	0.00	0.00	2,076.86	0.00	6,258.13	
Nigerian Rehabilitation and Upgrading of Abuja-Keffi-Makurdi Road Project	0.00	0.00	0.00	0.00	0.00	0.00	0.00	0.00	0.00	0.00	0.00	
EXIM Bank of India	0.00	106.02	0.00	0.00	0.00	0.00	0.00	0.00	281.00	277.88	664.91	
French Development Agency	3,846.15	5,169.11	0.00	0.00	0.00	0.00	0.10	0.00	1,925.63	341.10	11,282.09	
JICA	0.00	0.00	0.00	0.00	0.00	0.00	0.00	0.00	0.00	0.00	0.00	
KFW	0.00	5,269.19	0.00	0.00	0.00	0.00	0.00	0.00	93.06	0.00	5,362.24	
<b>COMMERCIAL</b>	<b>500,000.00</b>	<b>530,878.75</b>	<b>0.00</b>	<b>0.00</b>	<b>0.00</b>	<b>0.00</b>	<b>0.00</b>	<b>0.00</b>	<b>0.00</b>	<b>0.00</b>	<b>1,030,878.75</b>	<b>70.03%</b>
<b>EUROBONDS</b>	<b>500000.00</b>	<b>514003.75</b>	<b>0.00</b>	<b>0.00</b>	<b>0.00</b>	<b>0.00</b>	<b>0.00</b>	<b>0.00</b>	<b>0.00</b>	<b>0.00</b>	<b>1,014,003.75</b>	
5.125% Eurobond 2018	500000.00	25630.00	0.00	0.00	0.00	0.00	0.00	0.00	0.00	0.00	525,630.00	
6.75% Eurobond 2021	0.00	33750.00	0.00	0.00	0.00	0.00	0.00	0.00	0.00	0.00	33,750.00	
6.375% Eurobond 2023	0.00	31880.00	0.00	0.00	0.00	0.00	0.00	0.00	0.00	0.00	31,880.00	
7.875% Eurobond 2032	0.00	10000.00	0.00	0.00	0.00	0.00	0.00	0.00	0.00	0.00	10,000.00	
7.000% Eurobond 2047	0.00	10000.00	0.00	0.00	0.00	0.00	0.00	0.00	0.00	0.00	10,000.00	
6.75% Eurobond 2027	0.00	140000.00	0.00	0.00	0.00	0.00	0.00	0.00	0.00	0.00	140,000.00	
ONASPORA BOND	0.00	16375.00	0.00	0.00	0.00	0.00	0.00	0.00	0.00	0.00	16,375.00	
5.000% Onspora Bond 2027	0.00	16375.00	0.00	0.00	0.00	0.00	0.00	0.00	0.00	0.00	16,375.00	
<b>OTHERS</b>	<b>0.00</b>	<b>41,749.79</b>	<b>0.00</b>	<b>0.00</b>	<b>0.00</b>	<b>0.00</b>	<b>0.00</b>	<b>0.00</b>	<b>0.00</b>	<b>0.00</b>	<b>41,749.79</b>	<b>2.84%</b>
Agency Fees	0.00	30.53	0.00	0.00	0.00	0.00	0.00	0.00	0.00	0.00	30.53	
OIL WARRANT	0.00	41,719.26	0.00	0.00	0.00	0.00	0.00	0.00	0.00	0.00	41,719.26	
<b>TOTAL</b>	<b>712,745.31</b>	<b>687,373.48</b>	<b>59,987.18</b>	<b>0.00</b>	<b>429.35</b>	<b>1,190.20</b>	<b>0.10</b>	<b>- 1,213.91</b>	<b>10,590.10</b>	<b>937.74</b>	<b>1,472,039.55</b>	<b>100%</b>

## Federal Government Domestic Debt Stock by Instrument as at December 31, 2018

<b>Instruments</b>	<b>Amounts in Naira</b>	<b>% of Total</b>
FGN Bonds	9,334,737,982,592.00	73.07%
FGN Savings Bond	10,750,443,000.00	0.08%
FGN Sukuk	200,000,000,000.00	1.57%
Green Bond	10,690,000,000.00	0.08%
Nigerian Treasury Bills	2,735,967,538,000.00	21.42%
Nigerian Treasury Bonds	150,988,000,000.00	1.18%
Promissory Notes	331,271,738,405.00	2.59%
<b>TOTAL</b>	<b>12,774,405,701,997.00</b>	<b>100.00%</b>

DOMESTIC DEBT DATA FOR THE 36 STATES OF THE FEDERATION AND THE FEDERAL CAPITAL TERRITORY AS AT DECEMBER 31, 2018				
AMOUNT IN NAIRA				Growth Rate (%)
SN	STATE	DEBT STOCK (N)	June 30 2018	June-Dec 2018)
1	ABIA	67,017,185,656.92	57,467,618,625.51	16.6
2	ADAMAWA	89,659,119,455.46	67,460,656,267.08	32.9
3	AKWA IBOM*	198,663,229,326.07	179,714,994,143.75	10.5
4	ANAMBRA	33,490,668,536.72	2,612,431,503.89	1182.0
5	BAUCHI	92,367,170,606.61	78,076,937,314.82	18.3
6	BAYELSA	130,043,473,800.97	123,031,521,306.14	5.7
7	BENUUE	97,347,605,190.14	92,930,649,665.69	4.8
8	BORNO*	68,381,705,608.58	77,523,662,982.23	-11.8
9	CROSS-RIVER	167,955,848,722.32	124,943,613,082.61	34.4
10	DELTA	228,805,996,159.83	222,680,606,739.34	2.8
11	EBONYI	55,597,352,310.28	34,515,070,111.77	61.1
12	EDO	86,820,254,212.61	69,004,633,290.09	25.8
13	EKITI	118,011,414,814.34	117,724,274,041.26	0.2
14	ENUGU	55,032,067,848.83	61,231,913,793.95	-10.1
15	GOMBE	63,337,930,142.60	41,939,190,055.53	51.0
16	IMO	98,782,494,271.48	85,432,191,992.42	15.6
17	JIGAWA	35,163,169,800.26	34,488,374,498.85	2.0
18	KADUNA*	84,637,112,775.54	75,606,381,758.43	11.9
19	KANO*	117,082,317,490.54	95,420,104,800.47	22.7
20	KATSINA **	30,852,661,159.10	30,852,661,159.10	0.0
21	KEBBI	67,442,333,186.56	53,874,263,625.13	25.2
22	KOGI	84,922,376,449.78	114,332,341,233.39	-25.7
23	KWARA	59,135,900,168.96	40,492,924,816.54	46.0
24	LAGOS*	530,243,773,934.40	517,367,331,872.95	2.5
25	NASARAWA*	85,363,486,609.87	70,335,662,265.00	21.4
26	NIGER	41,831,488,692.26	40,300,423,742.82	3.8
27	OGUN	98,716,941,494.10	104,933,290,271.91	-5.9
28	ONDO*	49,123,506,028.25	50,610,170,334.16	-2.9
29	OSUN	148,101,237,664.94	135,831,145,633.27	9.0
30	OYO	91,515,756,366.15	88,003,629,720.82	4.0
31	PLATEAU	100,366,504,576.83	121,579,460,297.29	-17.4
32	RIVERS*	225,592,469,150.22	191,156,694,184.66	18.0
33	SOKOTO	38,604,705,528.74	24,891,029,854.58	55.1
34	TARABA*	61,508,573,011.13	59,598,963,943.09	3.2
35	YOBE	27,772,599,253.39	27,317,264,912.88	1.7
36	ZAMFARA	59,900,241,661.65	69,923,231,483.13	-14.3
37	FCT*	164,245,377,802.60	94,115,685,075.02	74.5
<b>Total States</b>		<b>3,853,436,049,469.02</b>	<b>3,477,321,000,399.57</b>	<b>10.8</b>
	<b>FGN Only</b>	<b>12,774,405,700,000.00</b>	<b>12,151,437,661,592.00</b>	<b>5.1</b>
	<b>Total National</b>	<b>16,627,841,749,469.00</b>	<b>15,628,758,661,991.60</b>	<b>6.4</b>
<b>Important Notes</b>				
1	Domestic Debt Stock for Twenty-six (26) States, (Abia, Adamawa, Anambra, Bauchi, Bayelsa, Benue, Cross River, Delta, Ebonyi, Edo, Ekiti, Enugu, Gombe, Imo, Jigawa, Kebbi, Kogi, Kwara, Niger, Ogun, Osun, Oyo, Plateau, Sokoto, Yobe and Zamfara) as at December 31, 2018			
2	* Domestic Debt Stock Figures for Nine (9) States, (Akwa Ibom, Borno, Kaduna,			
3	** Domestic Debt Stock Figures for Katsina State was as at December 31, 2017			

## Federal Government Domestic Debt Stock by Instrument as at June 30, 2018

<b>Instruments</b>	<b>Amount in Naira</b>	<b>% Proportion</b>
FGN Bonds	8,927,657,644,592.00	73.47%
Nigerian Treasury Bills	2,953,580,696,000.00	24.31%
Nigerian Treasury Bonds	150,988,000,000.00	1.24%
FGN Savings Bond	8,521,321,000.00	0.07%
FGN Sukuk	100,000,000,000.00	0.82%
FGN Green Bond	10,690,000,000.00	0.09%
<b>TOTAL</b>	<b>12,151,437,661,592.00</b>	<b>100.00%</b>



# Acknowledgements/Contacts

## Acknowledgements

We acknowledge the contributions of our strategic partner Debt Management Office, Nigeria and our technical partner, Proshare in the design, concept and production of this publication.





## Contact Us

 @nigerianstat

 NBSNigeria

 [www.nigerianstat.gov.ng](http://www.nigerianstat.gov.ng)

 **Head Office Address**  
Plot 762, Independence Avenue, Central  
Business District, FCT, Abuja Nigeria.

 +234 803 386 5388

 [feedback@nigerianstat.gov.ng](mailto:feedback@nigerianstat.gov.ng)