



NATIONAL BUREAU OF STATISTICS

Nigerian Domestic and Foreign Debt

(Q4 2019)



Report Date: April 2020

CONTENTS

Executive Summary	1
Nigerian Domestic and Foreign Debt - Q4 2019	
Abia	2
Adamawa	3
Akwa Ibom	4
Anambra	5
Bauchi	6
Bayelsa	7
Benue	8
Borno	9
Cross River	10
Delta	11
Ebonyi	12
Edo	13
Ekiti	14
Enugu	15
Gombe	16
Imo	17
Jigawa	18
Kaduna	19
Kano	20
Katsina	21
Kebbi	22
Kogi	23
Kwara	24
Lagos	25
Nassarawa	26
Niger	27
Ogun	28
Ondo	29
Osun	30
Oyo	31
Plateau	32
Rivers	33
Sokoto	34
Taraba	35
Yobe	36
Zamfara	37
FCT	38
Sub-Total State & Fct	39
FGN	40
Grand Total	41
Federal Government Domestic Debt Stock By Instrument As At December 31, 2019	42
Nigeria's Total Public Debt Portfolio As At December 31, 2019	43
Domestic Debt Service For Q4 2019	46
Domestic Debt Service For Full Year 2019	49
External Debt Service Q4 2019	50
External Debt Service Full Year 2019	62
External Debt Stock By Type	74
Methodology	76
Appendix	77
Acknowledgements/Contacts	86

EXECUTIVE SUMMARY

Nigerian States and Federal Debt Stock data as at 31st December 2019 reflected that the country's total public debt portfolio stood at N27.40trn.

Further disaggregation of Nigeria's total public debt showed that N9.02trn or 31.55% of the debt was external while N18.37trn or 67.07% of the debt was domestic.

Similarly, total domestic debt was N4.11 trillion with Lagos state accounting for 10.82% of the total domestic debt stock while Yobe State has the least debt stock in this category with a contribution of 0.71% to the total domestic debt stock.

Notes:

- i. Domestic Debt Stock for Thirty-Three (33) States, (Abia, Adamawa, Anambra, Akwa-Ibom, Bauchi, Bayelsa, Benue, Cross River, Delta, Ebonyi, Edo, Ekiti, Enugu, Gombe, Imo, Jigawa, Kaduna, Kano, Kebbi, Kogi, Kwara, Lagos, Nassarawa, Niger, Ogun, Ondo, Osun, Oyo, Plateau, Sokoto, Taraba, Yobe, Zamfara and FCT) are as at December 31, 2019, while, Domestic Debt Stock Figures for Borno State was as at September 30, 2019, Katsina State was at June 30, 2019, and for Rivers State was at December 31, 2018.
- ii. CBN Official Exchange Rate of US\$1 to NGN326 as at December 31, 2019 was used in converting the Domestic Debts to USD.



Land Area: 2,440 sq mi

Population: 3,616,382

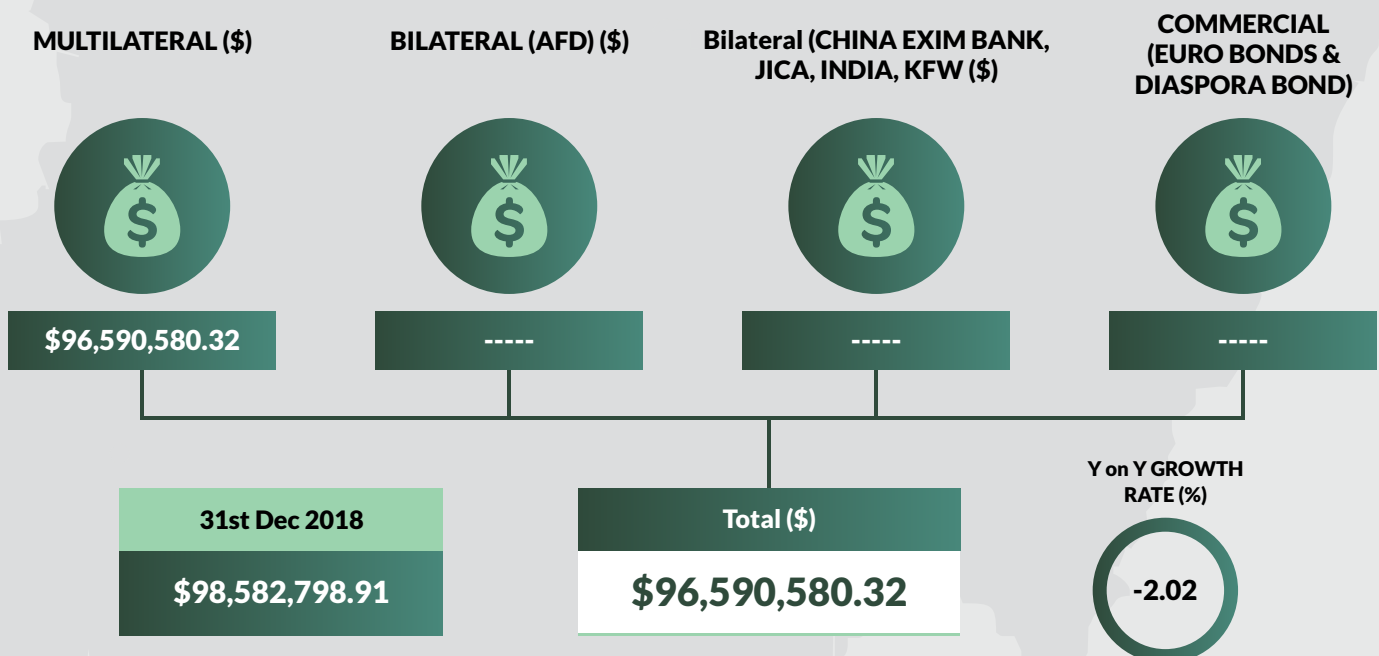
Total FAAC Allocation 2019

N52,039,868,624.86


Total IGR As At Q3 2019

N10,608,405,626.55

STATES, FCT AND FEDERAL GOVERNMENTS' EXTERNAL DEBT STOCK AS AT 31, DECEMBER, 2019



DOMESTIC DEBT DATA FOR THE 36 STATES OF THE FEDERATION AND THE FCT AS AT DECEMBER 31, 2019



Notes:

- i. Domestic Debt Stock for Thirty-Three (33) States, (Abia, Adamawa, Anambra, Akwa-Ibom, Bauchi, Bayelsa, Benue, Cross River, Delta, Ebonyi, Edo, Ekiti, Enugu, Gombe, Imo, Jigawa, Kaduna, Kano, Kebbi, Kogi, Kwara, Lagos, Nassarawa, Niger, Ogun, Ondo, Osun, Oyo, Plateau, Sokoto, Taraba, Yobe, Zamfara and FCT) are as at December 31, 2019, while, Domestic Debt Stock Figures for Borno State was as at September 30, 2019, Katsina State was at June 30, 2019, and for Rivers State was at December 31, 2018.
- ii. CBN Official Exchange Rate of US\$1 to NGN326 as at December 31, 2019 was used in converting the Domestic Debts to USD.



Land Area: 14, 254 sq mi

Population: 4,111,706

Total FAAC Allocation 2019

N48,338,702,097.28

Total IGR As At Q3 2019

N6,816,719,775.69


STATES, FCT AND FEDERAL GOVERNMENTS' EXTERNAL DEBT STOCK AS AT 31, DECEMBER, 2019

MULTILATERAL (\$)


BILATERAL (AFD) (\$)

Bilateral (CHINA EXIM BANK, JICA, INDIA, KFW) (\$)


COMMERCIAL (EURO BONDS & DIASPORA BOND)




\$102,260,507.99



\$6,500,000.00





31st Dec 2018

\$97,790,423.73

Total (\$)

\$108,760,507.99

Y on Y GROWTH RATE (%)

11.22

DOMESTIC DEBT DATA FOR THE 36 STATES OF THE FEDERATION AND THE FCT AS AT DECEMBER 31, 2019

DEBT STOCK AS AT Q4



N102,412,601,107.74

DEBT STOCK AS AT Q3



N95,604,743,892.60

Q on Q GROWTH RATE (%)

7.12

Total Debt Stock, Q4 2019 RATE (%)

2.49

Notes:

- i. Domestic Debt Stock for Thirty-Three (33) States, (Abia, Adamawa, Anambra, Akwa-Ibom, Bauchi, Bayelsa, Benue, Cross River, Delta, Ebonyi, Edo, Ekiti, Enugu, Gombe, Imo, Jigawa, Kaduna, Kano, Kebbi, Kogi, Kwara, Lagos, Nassarawa, Niger, Ogun, Ondo, Osun, Oyo, Plateau, Sokoto, Taraba, Yobe, Zamfara and FCT) are as at December 31, 2019, while, Domestic Debt Stock Figures for Borno State was as at September 30, 2019, Katsina State was at June 30, 2019, and for Rivers State was at December 31, 2018.
- ii. CBN Official Exchange Rate of US\$1 to NGN326 as at December 31, 2019 was used in converting the Domestic Debts to USD.



Land Area: 2,734 sq mi

Population: 5,272,029

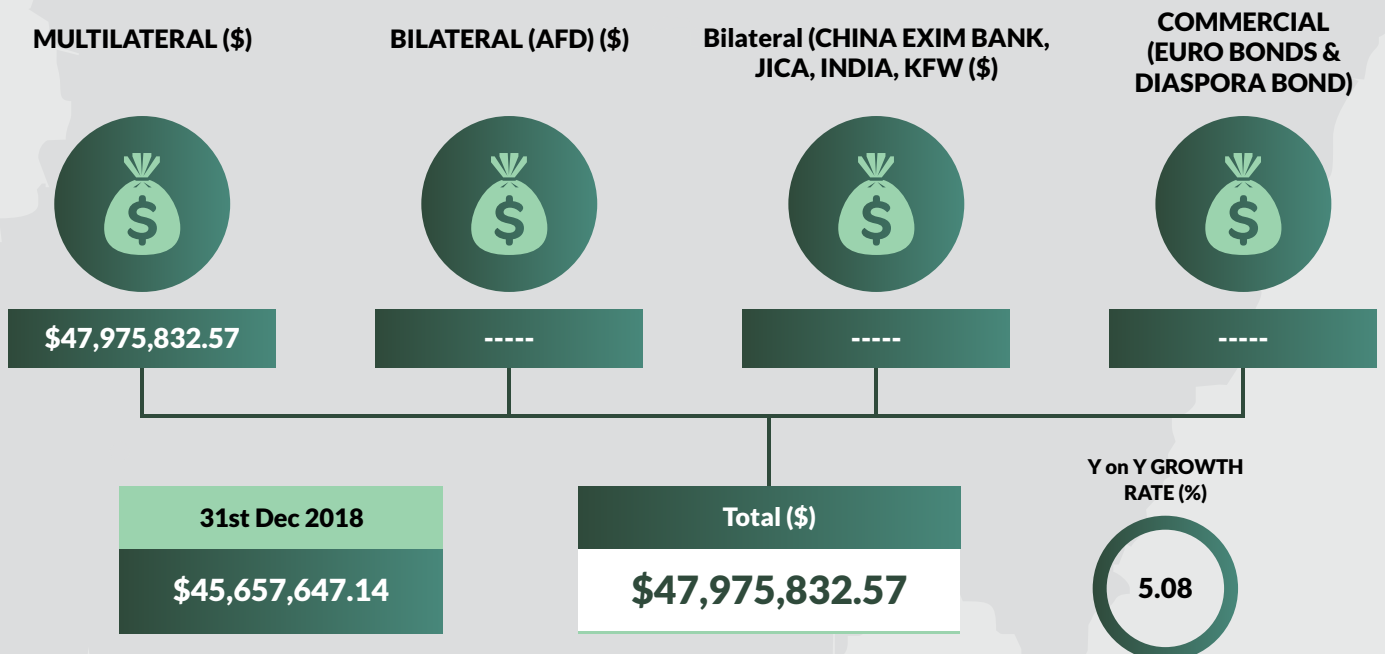
Total FAAC Allocation 2019

N171,975,537,274.47


Total IGR As At Q3 2019

N26,615,160,743.88

STATES, FCT AND FEDERAL GOVERNMENTS' EXTERNAL DEBT STOCK AS AT 31, DECEMBER, 2019

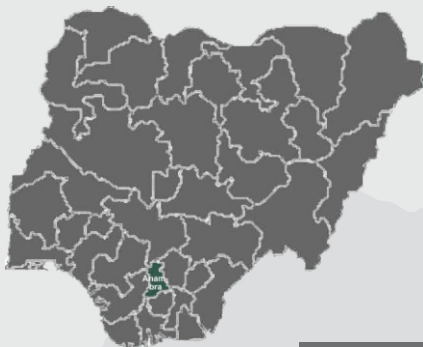


DOMESTIC DEBT DATA FOR THE 36 STATES OF THE FEDERATION AND THE FCT AS AT DECEMBER 31, 2019



Notes:

- i. Domestic Debt Stock for Thirty-Three (33) States, (Abia, Adamawa, Anambra, Akwa-Ibom, Bauchi, Bayelsa, Benue, Cross River, Delta, Ebonyi, Edo, Ekiti, Enugu, Gombe, Imo, Jigawa, Kaduna, Kano, Kebbi, Kogi, Kwara, Lagos, Nassarawa, Niger, Ogun, Ondo, Osun, Oyo, Plateau, Sokoto, Taraba, Yobe, Zamfara and FCT) are as at December 31, 2019, while, Domestic Debt Stock Figures for Borno State was as at September 30, 2019, Katsina State was at June 30, 2019, and for Rivers State was at December 31, 2018.
- ii. CBN Official Exchange Rate of US\$1 to NGN326 as at December 31, 2019 was used in converting the Domestic Debts to USD.



Land Area: 1,870 sq mi

Population: 5,356,592

Total FAAC Allocation 2019

N53,893,862,221.01

Total IGR As At Q3 2019

N16,858,191,073.36



STATES, FCT AND FEDERAL GOVERNMENTS' EXTERNAL DEBT STOCK AS AT 31, DECEMBER, 2019

MULTILATERAL (\$)

BILATERAL (AFD) (\$)

Bilateral (CHINA EXIM BANK, JICA, INDIA, KFW) (\$)

COMMERCIAL (EURO BONDS & DIASPORA BOND)



\$108,082,910.62

31st Dec 2018

\$107,041,487.48

Total (\$)

\$108,082,910.62

Y on Y GROWTH RATE (%)

0.97

DOMESTIC DEBT DATA FOR THE 36 STATES OF THE FEDERATION AND THE FCT AS AT DECEMBER 31, 2019

DEBT STOCK AS AT Q4

DEBT STOCK AS AT Q3

Q on Q GROWTH RATE (%)

Total Debt Stock, Q4 2019 RATE (%)



N33,917,442,019.21

N34,007,803,458.86

-0.27

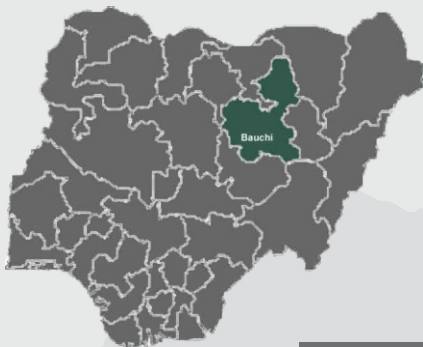
0.83

Notes:

- i. Domestic Debt Stock for Thirty-Three (33) States, (Abia, Adamawa, Anambra, Akwa-Ibom, Bauchi, Bayelsa, Benue, Cross River, Delta, Ebonyi, Edo, Ekiti, Enugu, Gombe, Imo, Jigawa, Kaduna, Kano, Kebbi, Kogi, Kwara, Lagos, Nassarawa, Niger, Ogun, Ondo, Osun, Oyo, Plateau, Sokoto, Taraba, Yobe, Zamfara and FCT) are as at December 31, 2019, while, Domestic Debt Stock Figures for Borno State was as at September 30, 2019, Katsina State was at June 30, 2019, and for Rivers State was at December 31, 2018.
- ii. CBN Official Exchange Rate of US\$1 to NGN326 as at December 31, 2019 was used in converting the Domestic Debts to USD.

NIGERIAN DOMESTIC AND FOREIGN DEBT - Q4 2019

BAUCHI STATE



Land Area: 18, 965 sq mi

Population: 6,286,719

Total FAAC Allocation 2019

N52,357,124,339.87

Total IGR As At Q3 2019

N10,016,965,392.67




STATES, FCT AND FEDERAL GOVERNMENTS' EXTERNAL DEBT STOCK AS AT 31, DECEMBER, 2019

MULTILATERAL (\$)

BILATERAL (AFD) (\$)

Bilateral (CHINA EXIM BANK, JICA, INDIA, KFW) (\$)

COMMERCIAL (EURO BONDS & DIASPORA BOND)



\$133,895,440.95

31st Dec 2018

\$133,930,757.08

Total (\$)

\$133,895,440.95

Y on Y GROWTH RATE (%)

-0.03

DOMESTIC DEBT DATA FOR THE 36 STATES OF THE FEDERATION AND THE FCT AS AT DECEMBER 31, 2019

DEBT STOCK AS AT Q4

DEBT STOCK AS AT Q3

Q on Q GROWTH RATE (%)

Total Debt Stock, Q4 2019 RATE (%)



N101,423,864,754.87

N105,197,691,087.92

-3.59

2.47

Notes:

- i. Domestic Debt Stock for Thirty-Three (33) States, (Abia, Adamawa, Anambra, Akwa-Ibom, Bauchi, Bayelsa, Benue, Cross River, Delta, Ebonyi, Edo, Ekiti, Enugu, Gombe, Imo, Jigawa, Kaduna, Kano, Kebbi, Kogi, Kwara, Lagos, Nassarawa, Niger, Ogun, Ondo, Osun, Oyo, Plateau, Sokoto, Taraba, Yobe, Zamfara and FCT) are as at December 31, 2019, while, Domestic Debt Stock Figures for Borno State was as at September 30, 2019, Katsina State was at June 30, 2019, and for Rivers State was at December 31, 2018.
- ii. CBN Official Exchange Rate of US\$1 to NGN326 as at December 31, 2019 was used in converting the Domestic Debts to USD.

NIGERIAN DOMESTIC AND FOREIGN DEBT - Q4 2019

BAYELSA STATE



Land Area: 8,150 sq mi

Population: 2,204,648

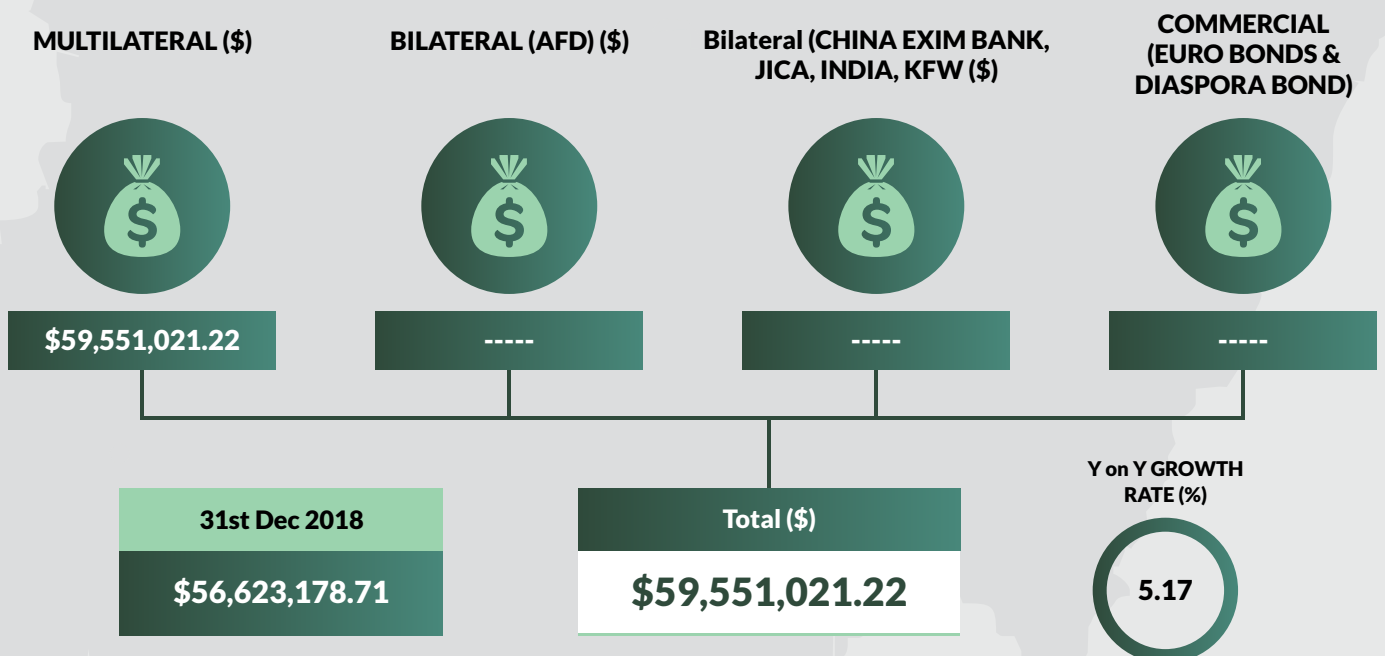
Total FAAC Allocation 2019

N140,129,363,936.74


Total IGR As At Q3 2019

N8,370,402,822.06

STATES, FCT AND FEDERAL GOVERNMENTS' EXTERNAL DEBT STOCK AS AT 31, DECEMBER, 2019

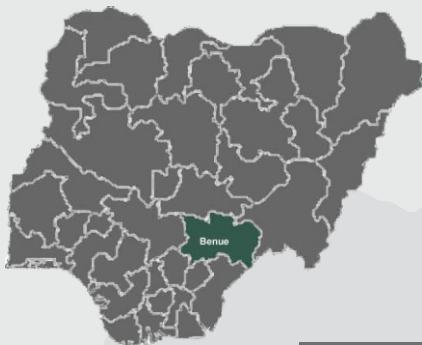


DOMESTIC DEBT DATA FOR THE 36 STATES OF THE FEDERATION AND THE FCT AS AT DECEMBER 31, 2019



Notes:

- i. Domestic Debt Stock for Thirty-Three (33) States, (Abia, Adamawa, Anambra, Akwa-Ibom, Bauchi, Bayelsa, Benue, Cross River, Delta, Ebonyi, Edo, Ekiti, Enugu, Gombe, Imo, Jigawa, Kaduna, Kano, Kebbi, Kogi, Kwara, Lagos, Nassarawa, Niger, Ogun, Ondo, Osun, Oyo, Plateau, Sokoto, Taraba, Yobe, Zamfara and FCT) are as at December 31, 2019, while, Domestic Debt Stock Figures for Borno State was as at September 30, 2019, Katsina State was at June 30, 2019, and for Rivers State was at December 31, 2018.
- ii. CBN Official Exchange Rate of US\$1 to NGN326 as at December 31, 2019 was used in converting the Domestic Debts to USD.



Land Area: 13,150 sq m

Population: 5,553,037

Total FAAC Allocation 2019

N54,340,296,718.03

Total IGR As At Q3 2019

N14,931,357,146.41




STATES, FCT AND FEDERAL GOVERNMENTS' EXTERNAL DEBT STOCK AS AT 31, DECEMBER, 2019

MULTILATERAL (\$)

BILATERAL (AFD) (\$)

Bilateral (CHINA EXIM BANK, JICA, INDIA, KFW) (\$)

COMMERCIAL (EURO BONDS & DIASPORA BOND)



\$33,423,734.61

31st Dec 2018

\$39,610,851.64

Total (\$)

\$33,423,734.61

Y on Y GROWTH RATE (%)

-15.62

DOMESTIC DEBT DATA FOR THE 36 STATES OF THE FEDERATION AND THE FCT AS AT DECEMBER 31, 2019

DEBT STOCK AS AT Q4

DEBT STOCK AS AT Q3

Q on Q GROWTH RATE (%)

Total Debt Stock, Q4 2019 RATE (%)



N98,730,928,301.97

N98,443,680,724.47

0.29

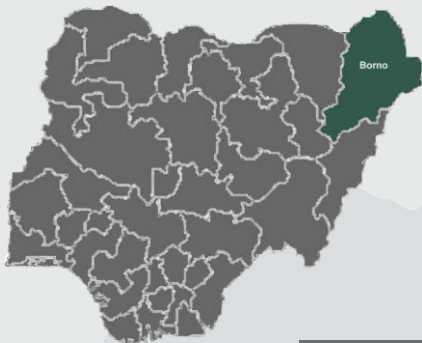
2.40

Notes:

- i. Domestic Debt Stock for Thirty-Three (33) States, (Abia, Adamawa, Anambra, Akwa-Ibom, Bauchi, Bayelsa, Benue, Cross River, Delta, Ebonyi, Edo, Ekiti, Enugu, Gombe, Imo, Jigawa, Kaduna, Kano, Kebbi, Kogi, Kwara, Lagos, Nassarawa, Niger, Ogun, Ondo, Osun, Oyo, Plateau, Sokoto, Taraba, Yobe, Zamfara and FCT) are as at December 31, 2019, while, Domestic Debt Stock Figures for Borno State was as at September 30, 2019, Katsina State was at June 30, 2019, and for Rivers State was at December 31, 2018.
- ii. CBN Official Exchange Rate of US\$1 to NGN326 as at December 31, 2019 was used in converting the Domestic Debts to USD.

NIGERIAN DOMESTIC AND FOREIGN DEBT - Q4 2019

BORNO STATE



Land Area: 22, 316 sq mi

Population: 5,635,544

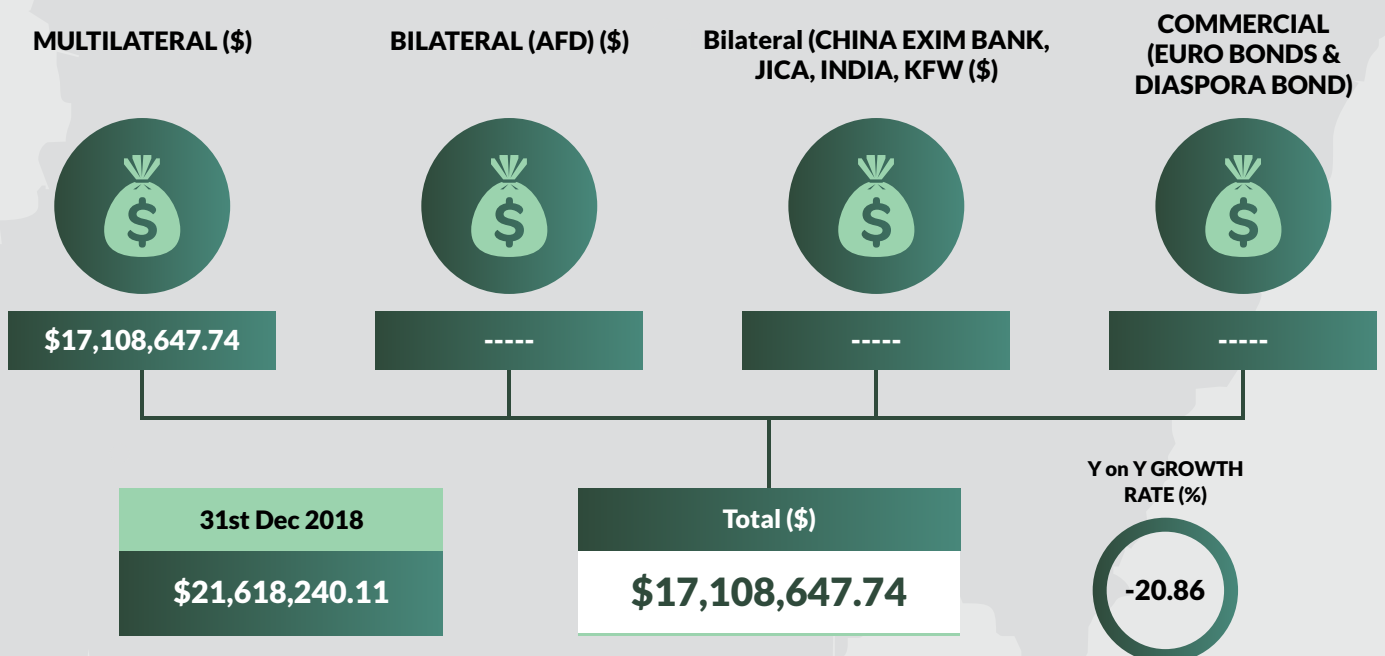
Total FAAC Allocation 2019

N61,713,490,791.62


Total IGR As At Q3 2019

N6,041,090,913.57

STATES, FCT AND FEDERAL GOVERNMENTS' EXTERNAL DEBT STOCK AS AT 31, DECEMBER, 2019



DOMESTIC DEBT DATA FOR THE 36 STATES OF THE FEDERATION AND THE FCT AS AT DECEMBER 31, 2019



Notes:

- i. Domestic Debt Stock for Thirty-Three (33) States, (Abia, Adamawa, Anambra, Akwa-Ibom, Bauchi, Bayelsa, Benue, Cross River, Delta, Ebonyi, Edo, Ekiti, Enugu, Gombe, Imo, Jigawa, Kaduna, Kano, Kebbi, Kogi, Kwara, Lagos, Nassarawa, Niger, Ogun, Ondo, Osun, Oyo, Plateau, Sokoto, Taraba, Yobe, Zamfara and FCT) are as at December 31, 2019, while, Domestic Debt Stock Figures for Borno State was as at September 30, 2019, Katsina State was at June 30, 2019, and for Rivers State was at December 31, 2018.
- ii. CBN Official Exchange Rate of US\$1 to NGN326 as at December 31, 2019 was used in converting the Domestic Debts to USD.



Land Area: 7,782 sq mi

Population: 3,741,838

Total FAAC Allocation 2019

N36,312,879,237.96

Total IGR As At Q3 2019

N19,615,781,049.10

STATES, FCT AND FEDERAL GOVERNMENTS' EXTERNAL DEBT STOCK AS AT 31, DECEMBER, 2019

MULTILATERAL (\$)


BILATERAL (AFD) (\$)

Bilateral (CHINA EXIM BANK, JICA, INDIA, KFW) (\$)


COMMERCIAL (EURO BONDS & DIASPORA BOND)




\$146,602,110.12



\$43,900,000.00



\$18,458,349.16



31st Dec 2018

\$188,773,736.81

Total (\$)

\$208,960,459.28

Y on Y GROWTH RATE (%)

10.69

DOMESTIC DEBT DATA FOR THE 36 STATES OF THE FEDERATION AND THE FCT AS AT DECEMBER 31, 2019

DEBT STOCK AS AT Q4



N166,953,584,919.28

DEBT STOCK AS AT Q3



N167,967,705,888.45

Q on Q GROWTH RATE (%)

-0.60

Total Debt Stock, Q4 2019 RATE (%)

4.07

Notes:

- i. Domestic Debt Stock for Thirty-Three (33) States, (Abia, Adamawa, Anambra, Akwa-Ibom, Bauchi, Bayelsa, Benue, Cross River, Delta, Ebonyi, Edo, Ekiti, Enugu, Gombe, Imo, Jigawa, Kaduna, Kano, Kebbi, Kogi, Kwara, Lagos, Nassarawa, Niger, Ogun, Ondo, Osun, Oyo, Plateau, Sokoto, Taraba, Yobe, Zamfara and FCT) are as at December 31, 2019, while, Domestic Debt Stock Figures for Borno State was as at September 30, 2019, Katsina State was at June 30, 2019, and for Rivers State was at December 31, 2018.
- ii. CBN Official Exchange Rate of US\$1 to NGN326 as at December 31, 2019 was used in converting the Domestic Debts to USD.



Land Area: 6,833 sq mi

Population: 5,460,311

Total FAAC Allocation 2019

N219,282,893,930.70

Total IGR As At Q3 2019

N49,510,033,951.08





STATES, FCT AND FEDERAL GOVERNMENTS' EXTERNAL DEBT STOCK AS AT 31, DECEMBER, 2019

MULTILATERAL (\$)

BILATERAL (AFD) (\$)

Bilateral (CHINA EXIM BANK, JICA, INDIA, KFW) (\$)

COMMERCIAL (EURO BONDS & DIASPORA BOND)



\$62,529,421.13

31st Dec 2018

\$63,286,948.43

Total (\$)

\$62,529,421.13

Y on Y GROWTH RATE (%)

-1.20

DOMESTIC DEBT DATA FOR THE 36 STATES OF THE FEDERATION AND THE FCT AS AT DECEMBER 31, 2019

DEBT STOCK AS AT Q4



N233,892,694,776.08

DEBT STOCK AS AT Q3



N230,574,799,366.01

Q on Q GROWTH RATE (%)

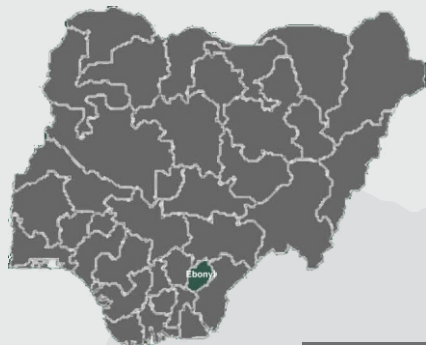
1.44

Total Debt Stock, Q4 2019 RATE (%)

5.70

Notes:

- i. Domestic Debt Stock for Thirty-Three (33) States, (Abia, Adamawa, Anambra, Akwa-Ibom, Bauchi, Bayelsa, Benue, Cross River, Delta, Ebonyi, Edo, Ekiti, Enugu, Gombe, Imo, Jigawa, Kaduna, Kano, Kebbi, Kogi, Kwara, Lagos, Nassarawa, Niger, Ogun, Ondo, Osun, Oyo, Plateau, Sokoto, Taraba, Yobe, Zamfara and FCT) are as at December 31, 2019, while, Domestic Debt Stock Figures for Borno State was as at September 30, 2019, Katsina State was at June 30, 2019, and for Rivers State was at December 31, 2018.
- ii. CBN Official Exchange Rate of US\$1 to NGN326 as at December 31, 2019 was used in converting the Domestic Debts to USD.



Land Area: 2,136 sq mi

Population: 2,791,167

Total FAAC Allocation 2019

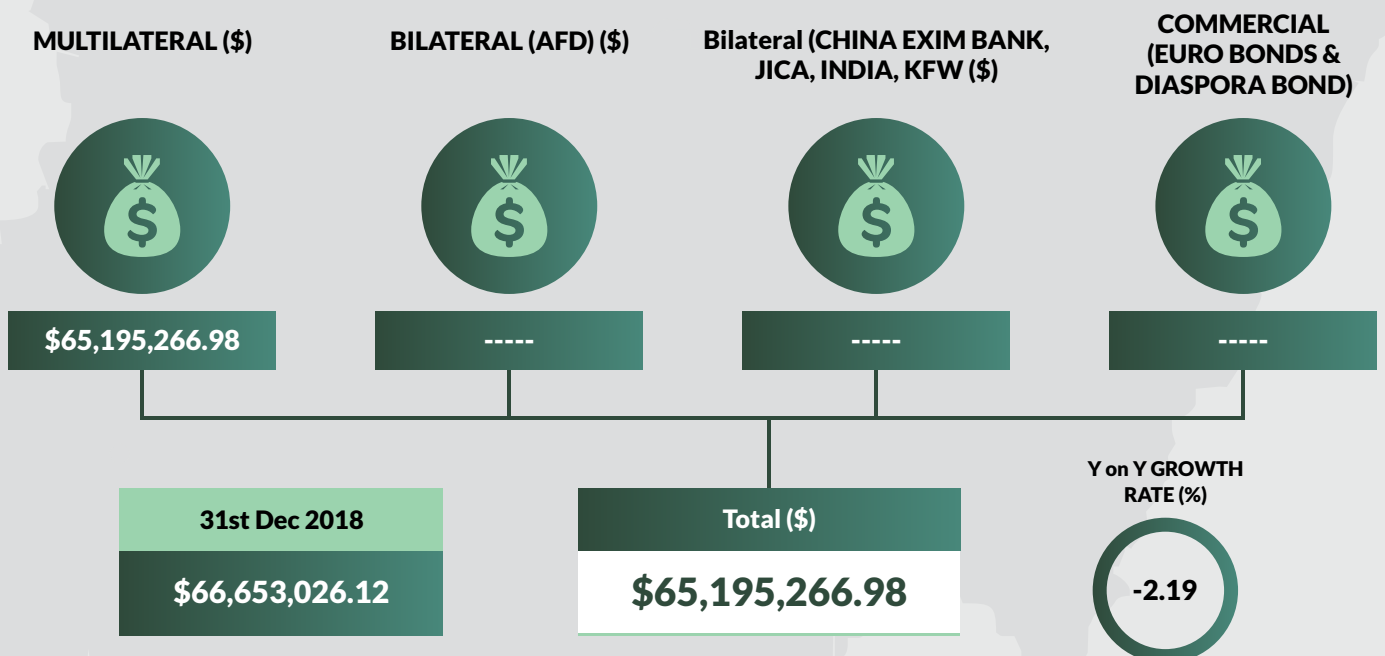
N44,627,158,742.33

Total IGR As At Q3 2019


N5,640,351,717.51

* Ebonyi Q1 and Q2 IGR figures has been revised

STATES, FCT AND FEDERAL GOVERNMENTS' EXTERNAL DEBT STOCK AS AT 31, DECEMBER, 2019

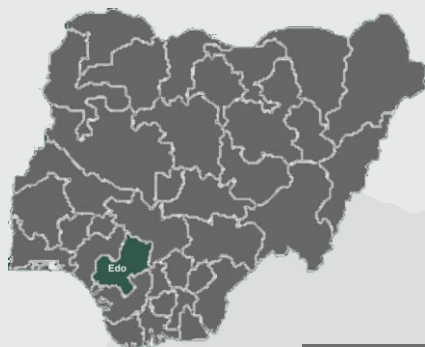


DOMESTIC DEBT DATA FOR THE 36 STATES OF THE FEDERATION AND THE FCT AS AT DECEMBER 31, 2019



Notes:

- i. Domestic Debt Stock for Thirty-Three (33) States, (Abia, Adamawa, Anambra, Akwa-Ibom, Bauchi, Bayelsa, Benue, Cross River, Delta, Ebonyi, Edo, Ekiti, Enugu, Gombe, Imo, Jigawa, Kaduna, Kano, Kebbi, Kogi, Kwara, Lagos, Nassarawa, Niger, Ogun, Ondo, Osun, Oyo, Plateau, Sokoto, Taraba, Yobe, Zamfara and FCT) are as at December 31, 2019, while, Domestic Debt Stock Figures for Borno State was as at September 30, 2019, Katsina State was at June 30, 2019, and for Rivers State was at December 31, 2018.
- ii. CBN Official Exchange Rate of US\$1 to NGN326 as at December 31, 2019 was used in converting the Domestic Debts to USD.



Land Area: 6,873 sq mi

Population: 4,109,499

Total FAAC Allocation 2019

N64,679,690,145.36

Total IGR As At Q3 2019

N22,264,939,563.02



STATES, FCT AND FEDERAL GOVERNMENTS' EXTERNAL DEBT STOCK AS AT 31, DECEMBER, 2019

MULTILATERAL (\$)

BILATERAL (AFD) (\$)

Bilateral (CHINA EXIM BANK, JICA, INDIA, KFW) (\$)

COMMERCIAL (EURO BONDS & DIASPORA BOND)



\$275,926,866.86

31st Dec 2018

\$276,253,922.96

Total (\$)

\$275,926,866.86

Y on Y GROWTH RATE (%)

-0.12

DOMESTIC DEBT DATA FOR THE 36 STATES OF THE FEDERATION AND THE FCT AS AT DECEMBER 31, 2019

DEBT STOCK AS AT Q4



N95,690,771,242.47

DEBT STOCK AS AT Q3



N83,185,543,988.73

Q on Q GROWTH RATE (%)

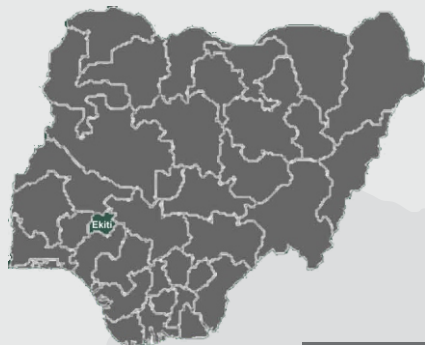
15.03

Total Debt Stock, Q4 2019 RATE (%)

2.33

Notes:

- i. Domestic Debt Stock for Thirty-Three (33) States, (Abia, Adamawa, Anambra, Akwa-Ibom, Bauchi, Bayelsa, Benue, Cross River, Delta, Ebonyi, Edo, Ekiti, Enugu, Gombe, Imo, Jigawa, Kaduna, Kano, Kebbi, Kogi, Kwara, Lagos, Nassarawa, Niger, Ogun, Ondo, Osun, Oyo, Plateau, Sokoto, Taraba, Yobe, Zamfara and FCT) are as at December 31, 2019, while, Domestic Debt Stock Figures for Borno State was as at September 30, 2019, Katsina State was at June 30, 2019, and for Rivers State was at December 31, 2018.
- ii. CBN Official Exchange Rate of US\$1 to NGN326 as at December 31, 2019 was used in converting the Domestic Debts to USD.



Land Area: 2,453 sq mi

Population: 3,157,552

Total FAAC Allocation 2019

N41,286,185,929.89

Total IGR As At Q3 2019

N8,305,518,944.82




STATES, FCT AND FEDERAL GOVERNMENTS' EXTERNAL DEBT STOCK AS AT 31, DECEMBER, 2019

MULTILATERAL (\$)

BILATERAL (AFD) (\$)

Bilateral (CHINA EXIM BANK, JICA, INDIA, KFW) (\$)

COMMERCIAL (EURO BONDS & DIASPORA BOND)



\$102,969,866.22

31st Dec 2018

\$106,208,598.19

Total (\$)

\$102,969,866.22

Y on Y GROWTH RATE (%)

-3.05

DOMESTIC DEBT DATA FOR THE 36 STATES OF THE FEDERATION AND THE FCT AS AT DECEMBER 31, 2019

DEBT STOCK AS AT Q4



N86,911,500,995.42

DEBT STOCK AS AT Q3



N85,694,711,527.42

Q on Q GROWTH RATE (%)

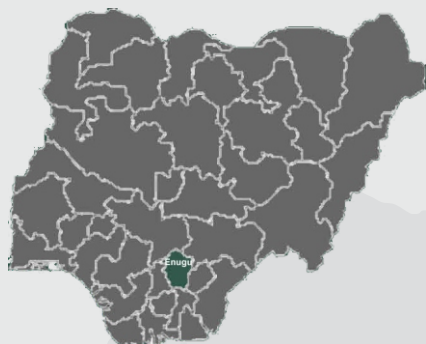
1.42

Total Debt Stock, Q4 2019 RATE (%)

2.12

Notes:

- i. Domestic Debt Stock for Thirty-Three (33) States, (Abia, Adamawa, Anambra, Akwa-Ibom, Bauchi, Bayelsa, Benue, Cross River, Delta, Ebonyi, Edo, Ekiti, Enugu, Gombe, Imo, Jigawa, Kaduna, Kano, Kebbi, Kogi, Kwara, Lagos, Nassarawa, Niger, Ogun, Ondo, Osun, Oyo, Plateau, Sokoto, Taraba, Yobe, Zamfara and FCT) are as at December 31, 2019, while, Domestic Debt Stock Figures for Borno State was as at September 30, 2019, Katsina State was at June 30, 2019, and for Rivers State was at December 31, 2018.
- ii. CBN Official Exchange Rate of US\$1 to NGN326 as at December 31, 2019 was used in converting the Domestic Debts to USD.



Land Area: 2,765 sq mi

Population: 4,263,786

Total FAAC Allocation 2019

N51,984,942,970.06

Total IGR As At Q3 2019

N14,883,721,307.00


STATES, FCT AND FEDERAL GOVERNMENTS' EXTERNAL DEBT STOCK AS AT 31, DECEMBER, 2019

MULTILATERAL (\$)


BILATERAL (AFD) (\$)

Bilateral (CHINA EXIM BANK, JICA, INDIA, KFW) (\$)


COMMERCIAL (EURO BONDS & DIASPORA BOND)




\$117,509,342.53



\$6,500,000.00





31st Dec 2018

\$126,177,662.23

Total (\$)

\$124,009,342.53

Y on Y GROWTH RATE (%)

-1.72

DOMESTIC DEBT DATA FOR THE 36 STATES OF THE FEDERATION AND THE FCT AS AT DECEMBER 31, 2019

DEBT STOCK AS AT Q4



N61,025,443,963.29

DEBT STOCK AS AT Q3



N60,588,382,464.35

Q on Q GROWTH RATE (%)

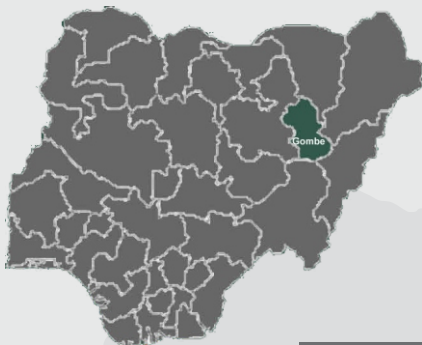
0.72

Total Debt Stock, Q4 2019 RATE (%)

1.49

Notes:

- i. Domestic Debt Stock for Thirty-Three (33) States, (Abia, Adamawa, Anambra, Akwa-Ibom, Bauchi, Bayelsa, Benue, Cross River, Delta, Ebonyi, Edo, Ekiti, Enugu, Gombe, Imo, Jigawa, Kaduna, Kano, Kebbi, Kogi, Kwara, Lagos, Nassarawa, Niger, Ogun, Ondo, Osun, Oyo, Plateau, Sokoto, Taraba, Yobe, Zamfara and FCT) are as at December 31, 2019, while, Domestic Debt Stock Figures for Borno State was as at September 30, 2019, Katsina State was at June 30, 2019, and for Rivers State was at December 31, 2018.
- ii. CBN Official Exchange Rate of US\$1 to NGN326 as at December 31, 2019 was used in converting the Domestic Debts to USD.



Land Area: 7, 246 sq mi

Population: 3,140,189

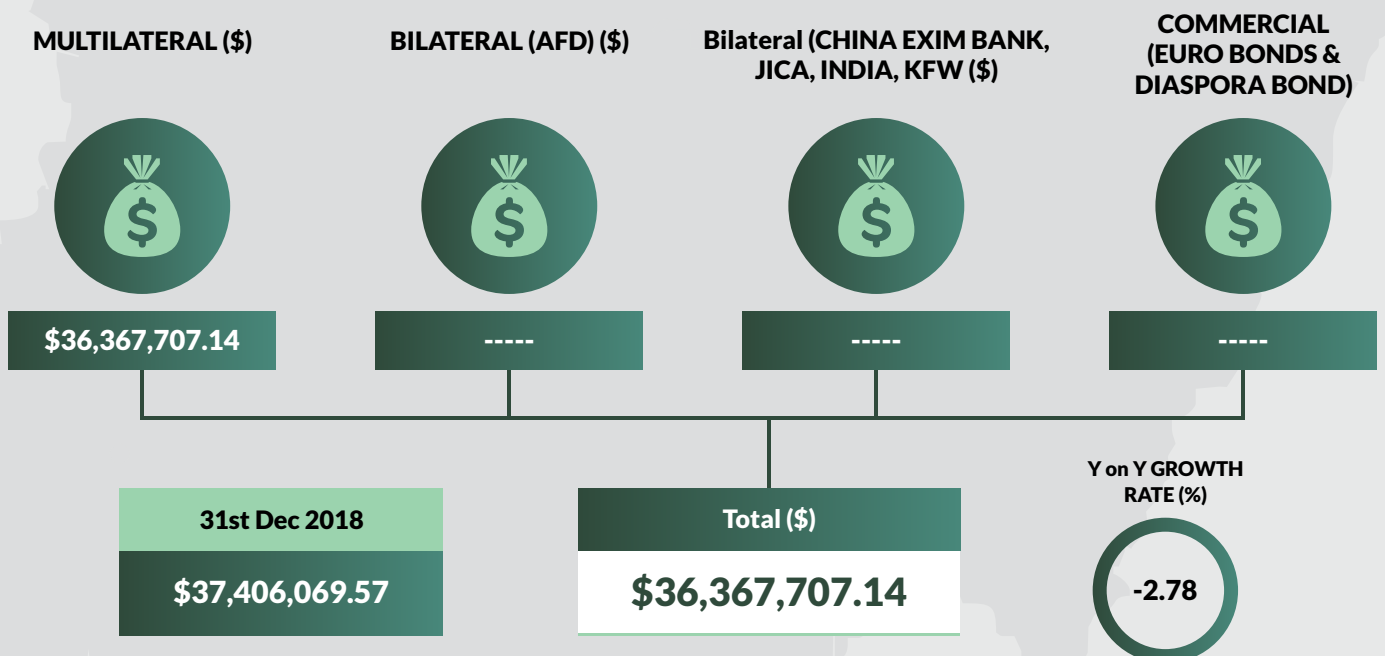
Total FAAC Allocation 2019

N41,019,881,265.47


Total IGR As At Q3 2019

N4,240,248,706.46

STATES, FCT AND FEDERAL GOVERNMENTS' EXTERNAL DEBT STOCK AS AT 31, DECEMBER, 2019

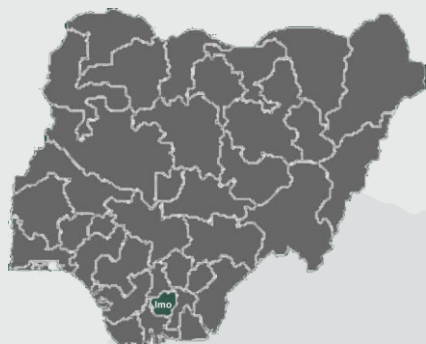


DOMESTIC DEBT DATA FOR THE 36 STATES OF THE FEDERATION AND THE FCT AS AT DECEMBER 31, 2019



Notes:

- i. Domestic Debt Stock for Thirty-Three (33) States, (Abia, Adamawa, Anambra, Akwa-Ibom, Bauchi, Bayelsa, Benue, Cross River, Delta, Ebonyi, Edo, Ekiti, Enugu, Gombe, Imo, Jigawa, Kaduna, Kano, Kebbi, Kogi, Kwara, Lagos, Nassarawa, Niger, Ogun, Ondo, Osun, Oyo, Plateau, Sokoto, Taraba, Yobe, Zamfara and FCT) are as at December 31, 2019, while, Domestic Debt Stock Figures for Borno State was as at September 30, 2019, Katsina State was at June 30, 2019, and for Rivers State was at December 31, 2018.
- ii. CBN Official Exchange Rate of US\$1 to NGN326 as at December 31, 2019 was used in converting the Domestic Debts to USD.



Land Area: 2,140 sq mi

Population: 5,214,833

Total FAAC Allocation 2019

N56,086,098,287.13

Total IGR As At Q3 2019

N13,106,945,973.68


STATES, FCT AND FEDERAL GOVERNMENTS' EXTERNAL DEBT STOCK AS AT 31, DECEMBER, 2019

MULTILATERAL (\$)


BILATERAL (AFD) (\$)

Bilateral (CHINA EXIM BANK, JICA, INDIA, KFW) (\$)


COMMERCIAL (EURO BONDS & DIASPORA BOND)




\$57,762,458.04



\$7,000,000.00





31st Dec 2018

\$59,515,586.62

Total (\$)

\$64,762,458.04

Y on Y GROWTH RATE (%)

8.82

DOMESTIC DEBT DATA FOR THE 36 STATES OF THE FEDERATION AND THE FCT AS AT DECEMBER 31, 2019

DEBT STOCK AS AT Q4



N164,435,823,451.61

DEBT STOCK AS AT Q3



N148,900,627,563.76

Q on Q GROWTH RATE (%)

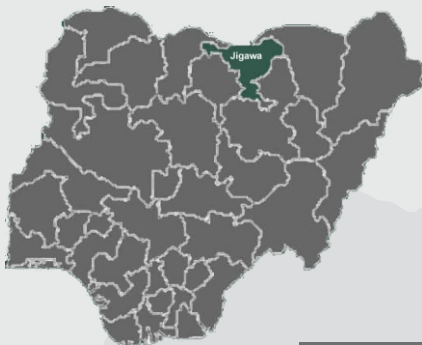
10.43

Total Debt Stock, Q4 2019 RATE (%)

4.00

Notes:

- i. Domestic Debt Stock for Thirty-Three (33) States, (Abia, Adamawa, Anambra, Akwa-Ibom, Bauchi, Bayelsa, Benue, Cross River, Delta, Ebonyi, Edo, Ekiti, Enugu, Gombe, Imo, Jigawa, Kaduna, Kano, Kebbi, Kogi, Kwara, Lagos, Nassarawa, Niger, Ogun, Ondo, Osun, Oyo, Plateau, Sokoto, Taraba, Yobe, Zamfara and FCT) are as at December 31, 2019, while, Domestic Debt Stock Figures for Borno State was as at September 30, 2019, Katsina State was at June 30, 2019, and for Rivers State was at December 31, 2018.
- ii. CBN Official Exchange Rate of US\$1 to NGN326 as at December 31, 2019 was used in converting the Domestic Debts to USD.



Land Area: 8,940 sq mi

Population: 5,640,592

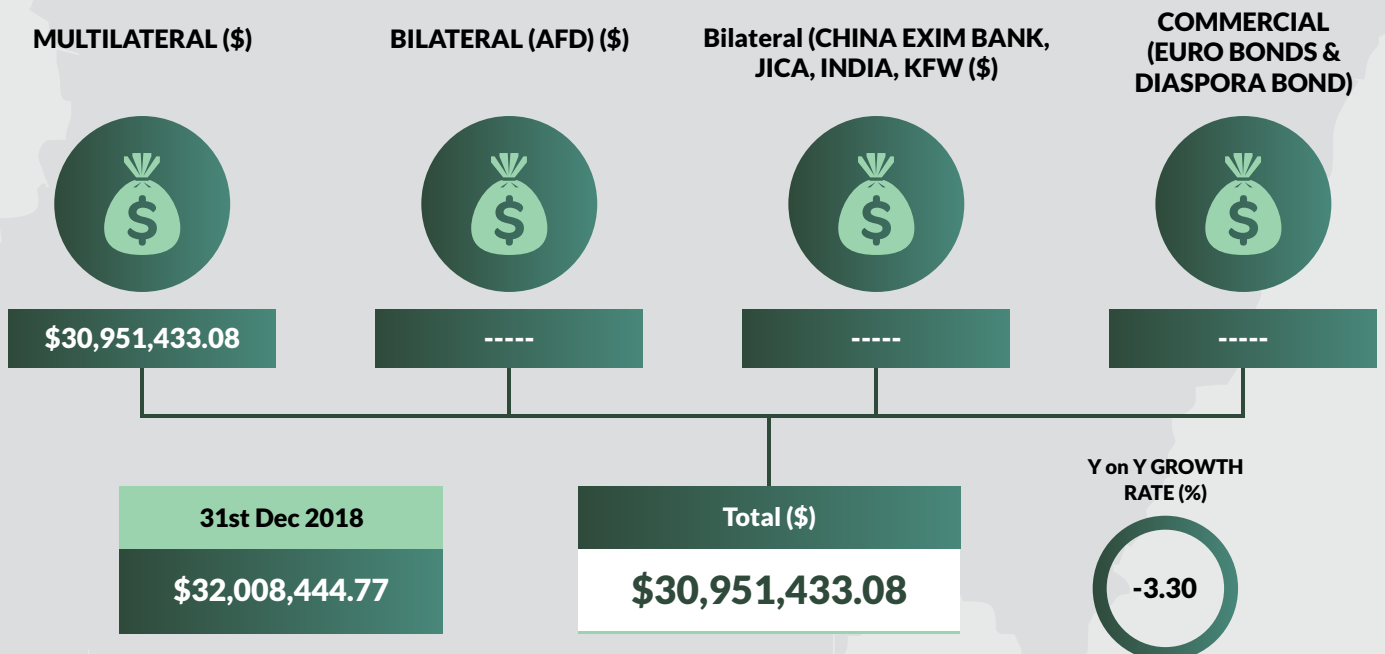
Total FAAC Allocation 2019

N58,858,181,316.18


Total IGR As At Q3 2019

N9,058,640,559.15

STATES, FCT AND FEDERAL GOVERNMENTS' EXTERNAL DEBT STOCK AS AT 31, DECEMBER, 2019

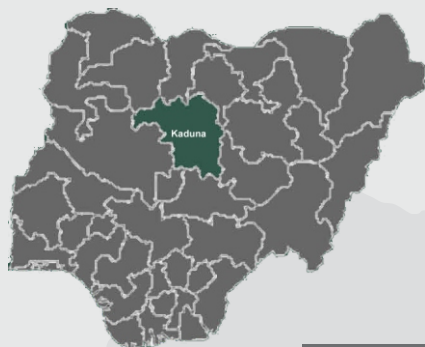


DOMESTIC DEBT DATA FOR THE 36 STATES OF THE FEDERATION AND THE FCT AS AT DECEMBER 31, 2019



Notes:

- i. Domestic Debt Stock for Thirty-Three (33) States, (Abia, Adamawa, Anambra, Akwa-Ibom, Bauchi, Bayelsa, Benue, Cross River, Delta, Ebonyi, Edo, Ekiti, Enugu, Gombe, Imo, Jigawa, Kaduna, Kano, Kebbi, Kogi, Kwara, Lagos, Nassarawa, Niger, Ogun, Ondo, Osun, Oyo, Plateau, Sokoto, Taraba, Yobe, Zamfara and FCT) are as at December 31, 2019, while, Domestic Debt Stock Figures for Borno State was as at September 30, 2019, Katsina State was at June 30, 2019, and for Rivers State was at December 31, 2018.
- ii. CBN Official Exchange Rate of US\$1 to NGN326 as at December 31, 2019 was used in converting the Domestic Debts to USD.



Land Area: 17,781 sq mi

Population: 7,976,735

Total FAAC Allocation 2019

N67,100,907,303.95

Total IGR As At Q3 2019

N28,148,559,525.35




STATES, FCT AND FEDERAL GOVERNMENTS' EXTERNAL DEBT STOCK AS AT 31, DECEMBER, 2019

MULTILATERAL (\$)

BILATERAL (AFD) (\$)

Bilateral (CHINA EXIM BANK, JICA, INDIA, KFW) (\$)

COMMERCIAL (EURO BONDS & DIASPORA BOND)



\$541,103,168.16

\$13,678,734.10

31st Dec 2018

\$227,252,685.58

Total (\$)

\$554,781,902.26

Y on Y GROWTH RATE (%)

144.13

DOMESTIC DEBT DATA FOR THE 36 STATES OF THE FEDERATION AND THE FCT AS AT DECEMBER 31, 2019

DEBT STOCK AS AT Q4

DEBT STOCK AS AT Q3

Q on Q GROWTH RATE (%)

Total Debt Stock, Q4 2019 RATE (%)



N78,898,311,155.72

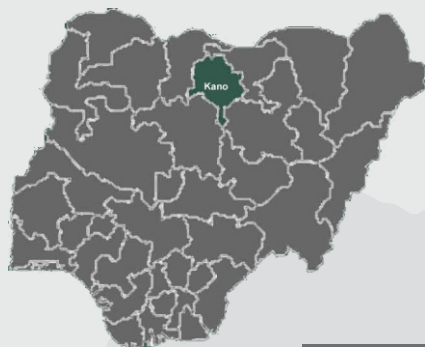
N90,444,405,270.87

-12.77

1.92

Notes:

- i. Domestic Debt Stock for Thirty-Three (33) States, (Abia, Adamawa, Anambra, Akwa-Ibom, Bauchi, Bayelsa, Benue, Cross River, Delta, Ebonyi, Edo, Ekiti, Enugu, Gombe, Imo, Jigawa, Kaduna, Kano, Kebbi, Kogi, Kwara, Lagos, Nassarawa, Niger, Ogun, Ondo, Osun, Oyo, Plateau, Sokoto, Taraba, Yobe, Zamfara and FCT) are as at December 31, 2019, while, Domestic Debt Stock Figures for Borno State was as at September 30, 2019, Katsina State was at June 30, 2019, and for Rivers State was at December 31, 2018.
- ii. CBN Official Exchange Rate of US\$1 to NGN326 as at December 31, 2019 was used in converting the Domestic Debts to USD.



Land Area: 7,773 sq mi

Population: 12,591,871

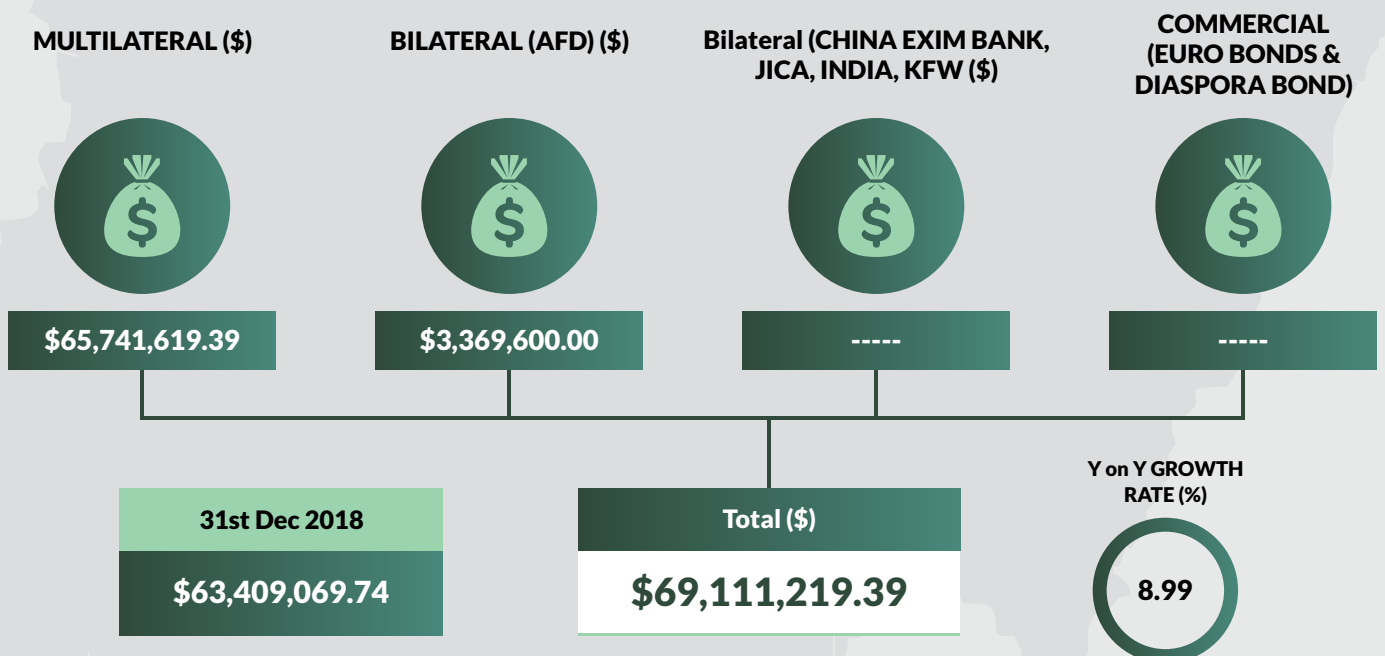
Total FAAC Allocation 2019

N82,485,067,955.07


Total IGR As At Q3 2019

N25,805,331,424.44

STATES, FCT AND FEDERAL GOVERNMENTS' EXTERNAL DEBT STOCK AS AT 31, DECEMBER, 2019

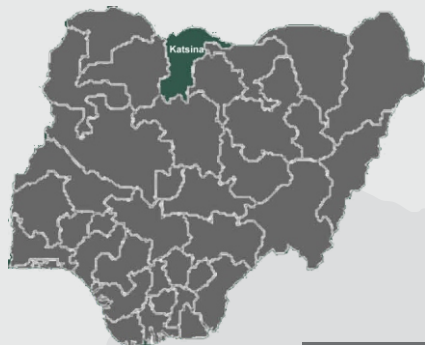


DOMESTIC DEBT DATA FOR THE 36 STATES OF THE FEDERATION AND THE FCT AS AT DECEMBER 31, 2019



Notes:

- i. Domestic Debt Stock for Thirty-Three (33) States, (Abia, Adamawa, Anambra, Akwa-Ibom, Bauchi, Bayelsa, Benue, Cross River, Delta, Ebonyi, Edo, Ekiti, Enugu, Gombe, Imo, Jigawa, Kaduna, Kano, Kebbi, Kogi, Kwara, Lagos, Nassarawa, Niger, Ogun, Ondo, Osun, Oyo, Plateau, Sokoto, Taraba, Yobe, Zamfara and FCT) are as at December 31, 2019, while, Domestic Debt Stock Figures for Borno State was as at September 30, 2019, Katsina State was at June 30, 2019, and for Rivers State was at December 31, 2018.
- ii. CBN Official Exchange Rate of US\$1 to NGN326 as at December 31, 2019 was used in converting the Domestic Debts to USD.



Land Area: 9,341 sq mi

Population: 7,569,751

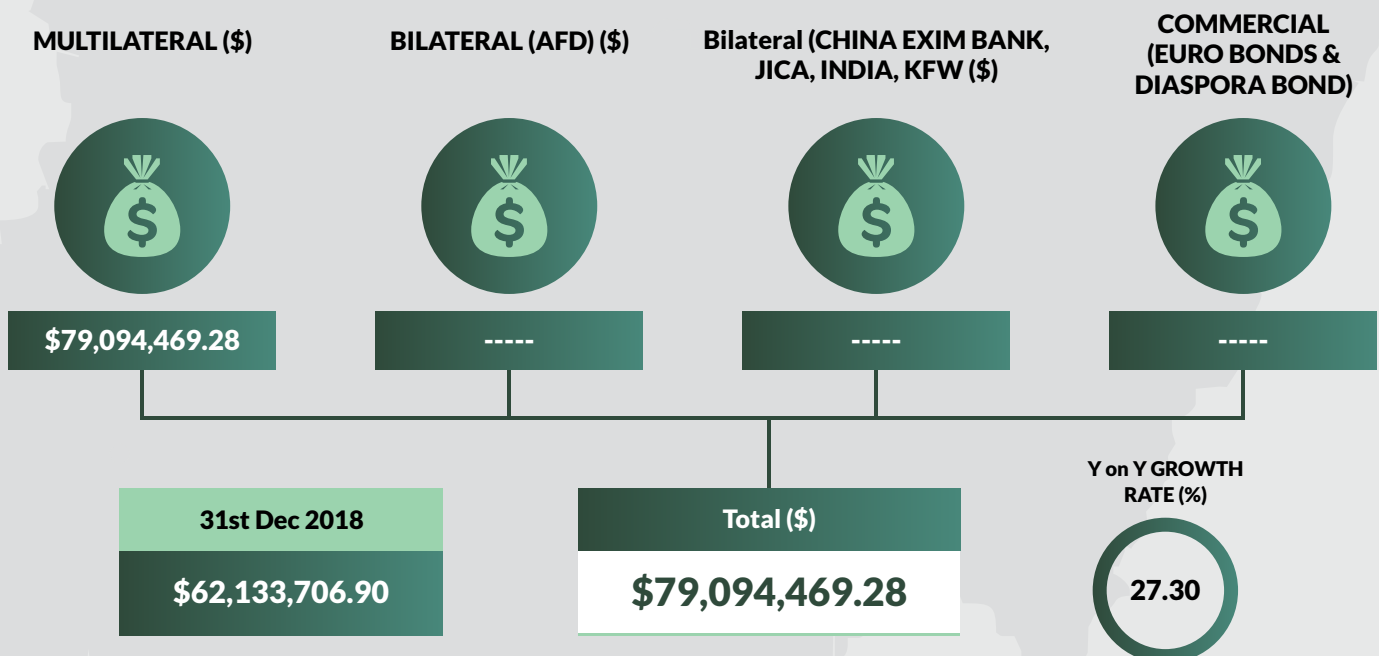
Total FAAC Allocation 2019

N63,256,905,564.21


Total IGR As At Q3 2019

N6,609,547,488.00

STATES, FCT AND FEDERAL GOVERNMENTS' EXTERNAL DEBT STOCK AS AT 31, DECEMBER, 2019

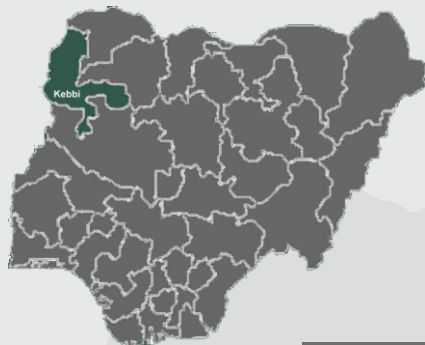


DOMESTIC DEBT DATA FOR THE 36 STATES OF THE FEDERATION AND THE FCT AS AT DECEMBER 31, 2019



Notes:

- i. Domestic Debt Stock for Thirty-Three (33) States, (Abia, Adamawa, Anambra, Akwa-Ibom, Bauchi, Bayelsa, Benue, Cross River, Delta, Ebonyi, Edo, Ekiti, Enugu, Gombe, Imo, Jigawa, Kaduna, Kano, Kebbi, Kogi, Kwara, Lagos, Nassarawa, Niger, Ogun, Ondo, Osun, Oyo, Plateau, Sokoto, Taraba, Yobe, Zamfara and FCT) are as at December 31, 2019, while, Domestic Debt Stock Figures for Borno State was as at September 30, 2019, Katsina State was at June 30, 2019, and for Rivers State was at December 31, 2018.
- ii. CBN Official Exchange Rate of US\$1 to NGN326 as at December 31, 2019 was used in converting the Domestic Debts to USD.



Land Area: 14,200 sq mi

Population: 4,286,319

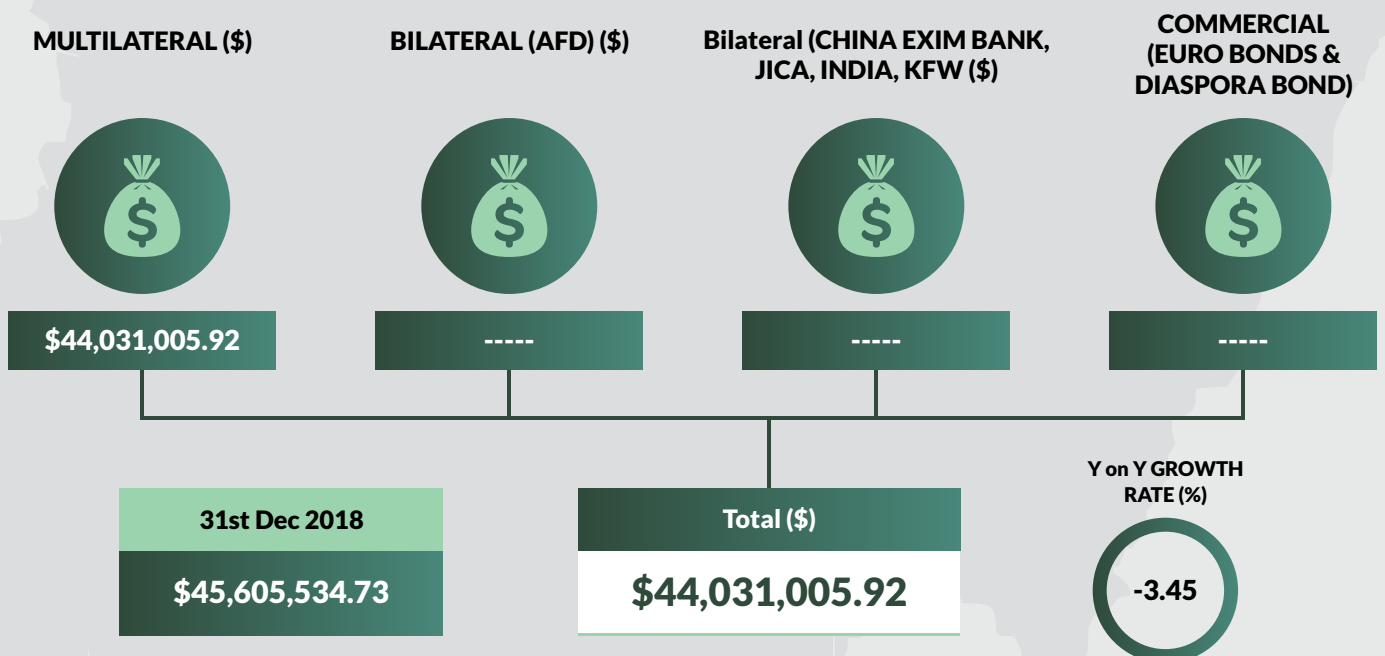
Total FAAC Allocation 2019

N52,903,252,905.60


Total IGR As At Q3 2019

N5,933,322,165.98

STATES, FCT AND FEDERAL GOVERNMENTS' EXTERNAL DEBT STOCK AS AT 31, DECEMBER, 2019

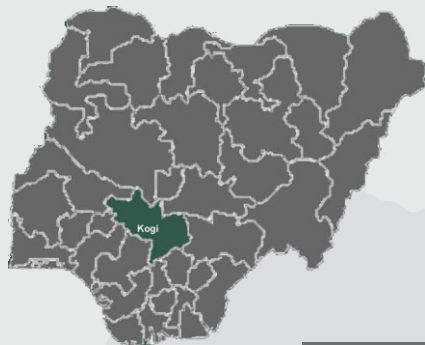


DOMESTIC DEBT DATA FOR THE 36 STATES OF THE FEDERATION AND THE FCT AS AT DECEMBER 31, 2019



Notes:

- i. Domestic Debt Stock for Thirty-Three (33) States, (Abia, Adamawa, Anambra, Akwa-Ibom, Bauchi, Bayelsa, Benue, Cross River, Delta, Ebonyi, Edo, Ekiti, Enugu, Gombe, Imo, Jigawa, Kaduna, Kano, Kebbi, Kogi, Kwara, Lagos, Nassarawa, Niger, Ogun, Ondo, Osun, Oyo, Plateau, Sokoto, Taraba, Yobe, Zamfara and FCT) are as at December 31, 2019, while, Domestic Debt Stock Figures for Borno State was as at September 30, 2019, Katsina State was at June 30, 2019, and for Rivers State was at December 31, 2018.
- ii. CBN Official Exchange Rate of US\$1 to NGN326 as at December 31, 2019 was used in converting the Domestic Debts to USD.



Land Area: 11,519 sq mi

Population: 4,324,074

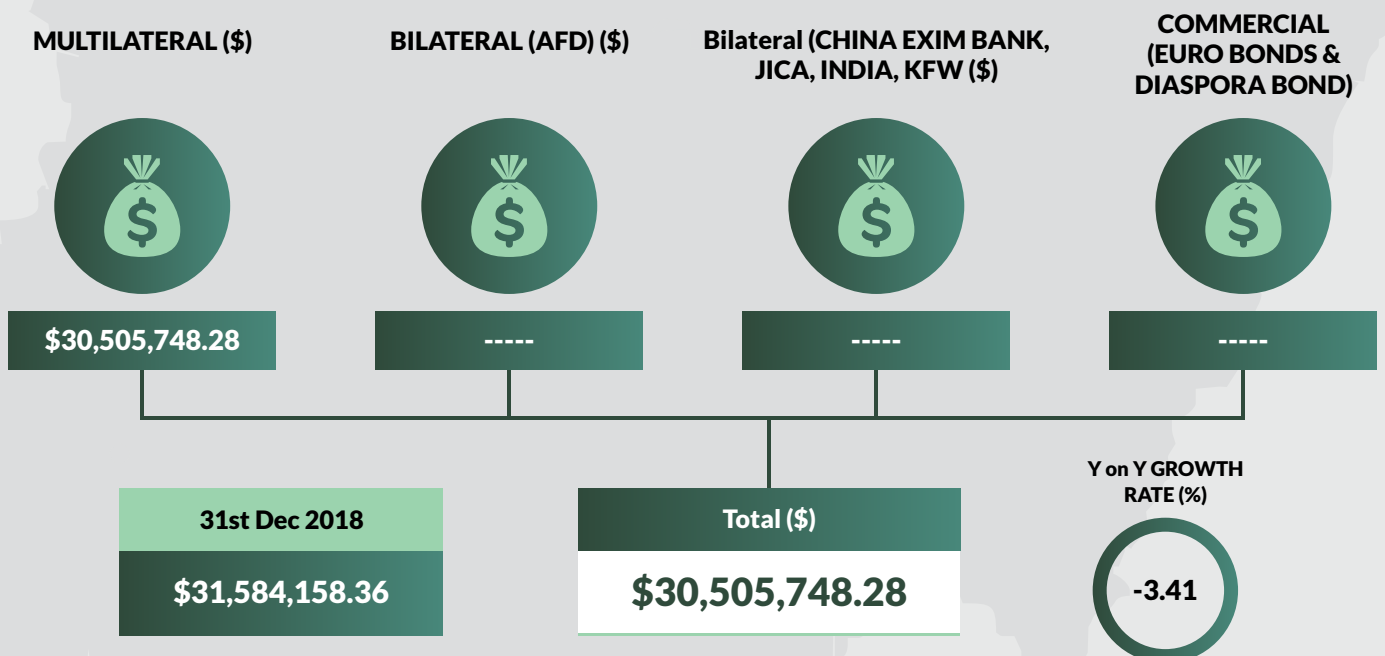
Total FAAC Allocation 2019

N52,336,274,793.13


Total IGR As At Q3 2019

N12,582,837,850.17

STATES, FCT AND FEDERAL GOVERNMENTS' EXTERNAL DEBT STOCK AS AT 31, DECEMBER, 2019

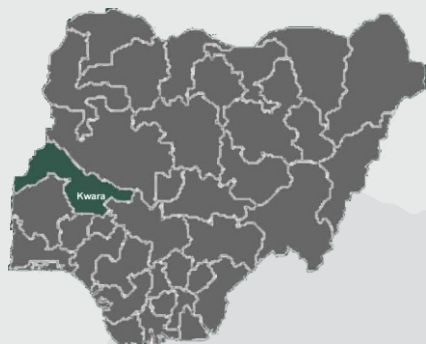


DOMESTIC DEBT DATA FOR THE 36 STATES OF THE FEDERATION AND THE FCT AS AT DECEMBER 31, 2019



Notes:

- i. Domestic Debt Stock for Thirty-Three (33) States, (Abia, Adamawa, Anambra, Akwa-Ibom, Bauchi, Bayelsa, Benue, Cross River, Delta, Ebonyi, Edo, Ekiti, Enugu, Gombe, Imo, Jigawa, Kaduna, Kano, Kebbi, Kogi, Kwara, Lagos, Nassarawa, Niger, Ogun, Ondo, Osun, Oyo, Plateau, Sokoto, Taraba, Yobe, Zamfara and FCT) are as at December 31, 2019, while, Domestic Debt Stock Figures for Borno State was as at September 30, 2019, Katsina State was at June 30, 2019, and for Rivers State was at December 31, 2018.
- ii. CBN Official Exchange Rate of US\$1 to NGN326 as at December 31, 2019 was used in converting the Domestic Debts to USD.



Land Area: 14, 218 sq mi

Population: 3,086,249

Total FAAC Allocation 2019

N42,432,526,858.74

Total IGR As At Q3 2019

N24,000,797,142.04


STATES, FCT AND FEDERAL GOVERNMENTS' EXTERNAL DEBT STOCK AS AT 31, DECEMBER, 2019

MULTILATERAL (\$)


BILATERAL (AFD) (\$)


Bilateral (CHINA EXIM BANK, JICA, INDIA, KFW) (\$)


COMMERCIAL (EURO BONDS & DIASPORA BOND)



\$47,103,555.07







31st Dec 2018

\$48,599,040.43

Total (\$)

\$47,103,555.07

Y on Y GROWTH RATE (%)

-3.08

DOMESTIC DEBT DATA FOR THE 36 STATES OF THE FEDERATION AND THE FCT AS AT DECEMBER 31, 2019

DEBT STOCK AS AT Q4



N63,045,912,989.77

DEBT STOCK AS AT Q3



N63,177,349,538.89

Q on Q GROWTH RATE (%)

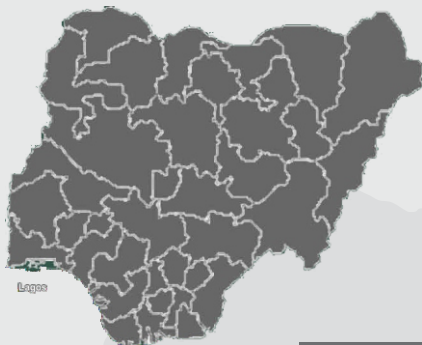
-0.21

Total Debt Stock, Q4 2019 RATE (%)

1.54

Notes:

- i. Domestic Debt Stock for Thirty-Three (33) States, (Abia, Adamawa, Anambra, Akwa-Ibom, Bauchi, Bayelsa, Benue, Cross River, Delta, Ebonyi, Edo, Ekiti, Enugu, Gombe, Imo, Jigawa, Kaduna, Kano, Kebbi, Kogi, Kwara, Lagos, Nassarawa, Niger, Ogun, Ondo, Osun, Oyo, Plateau, Sokoto, Taraba, Yobe, Zamfara and FCT) are as at December 31, 2019, while, Domestic Debt Stock Figures for Borno State was as at September 30, 2019, Katsina State was at June 30, 2019, and for Rivers State was at December 31, 2018.
- ii. CBN Official Exchange Rate of US\$1 to NGN326 as at December 31, 2019 was used in converting the Domestic Debts to USD.



Land Area: 1,381 sq mi

Population: 12,100,616

Total FAAC Allocation 2019

N117,883,619,963.70

Total IGR As At Q3 2019

N297,096,404,496.23

STATES, FCT AND FEDERAL GOVERNMENTS' EXTERNAL DEBT STOCK AS AT 31, DECEMBER, 2019

MULTILATERAL (\$)


BILATERAL (AFD) (\$)

Bilateral (CHINA EXIM BANK, JICA, INDIA, KFW) (\$)


COMMERCIAL (EURO BONDS & DIASPORA BOND)




\$1,263,899,372.32



\$132,291,538.46





31st Dec 2018

\$1,426,428,935.47

Total (\$)

\$1,396,190,910.78

Y on Y GROWTH RATE (%)

-2.12

DOMESTIC DEBT DATA FOR THE 36 STATES OF THE FEDERATION AND THE FCT AS AT DECEMBER 31, 2019

DEBT STOCK AS AT Q4



N444,227,001,473.16

DEBT STOCK AS AT Q3



N441,668,732,162.26

Q on Q GROWTH RATE (%)

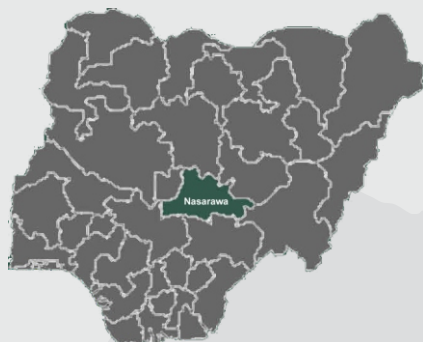
0.58

Total Debt Stock, Q4 2019 RATE (%)

10.82

Notes:

- i. Domestic Debt Stock for Thirty-Three (33) States, (Abia, Adamawa, Anambra, Akwa-Ibom, Bauchi, Bayelsa, Benue, Cross River, Delta, Ebonyi, Edo, Ekiti, Enugu, Gombe, Imo, Jigawa, Kaduna, Kano, Kebbi, Kogi, Kwara, Lagos, Nassarawa, Niger, Ogun, Ondo, Osun, Oyo, Plateau, Sokoto, Taraba, Yobe, Zamfara and FCT) are as at December 31, 2019, while, Domestic Debt Stock Figures for Borno State was as at September 30, 2019, Katsina State was at June 30, 2019, and for Rivers State was at December 31, 2018.
- ii. CBN Official Exchange Rate of US\$1 to NGN326 as at December 31, 2019 was used in converting the Domestic Debts to USD.



Land Area: 10, 470 sq mi

Population: 2,439,113

Total FAAC Allocation 2019

N44,865,859,450.71

Total IGR As At Q3 2019

N7,849,177,354.24





STATES, FCT AND FEDERAL GOVERNMENTS' EXTERNAL DEBT STOCK AS AT 31, DECEMBER, 2019

MULTILATERAL (\$)

BILATERAL (AFD) (\$)

Bilateral (CHINA EXIM BANK, JICA, INDIA, KFW) (\$)

COMMERCIAL (EURO BONDS & DIASPORA BOND)



\$57,988,645.44

31st Dec 2018

\$59,183,665.51

Total (\$)

\$57,988,645.44

Y on Y GROWTH RATE (%)

-2.02

DOMESTIC DEBT DATA FOR THE 36 STATES OF THE FEDERATION AND THE FCT AS AT DECEMBER 31, 2019

DEBT STOCK AS AT Q4



N56,511,568,599.28

DEBT STOCK AS AT Q3



N54,225,427,154.13

Q on Q GROWTH RATE (%)

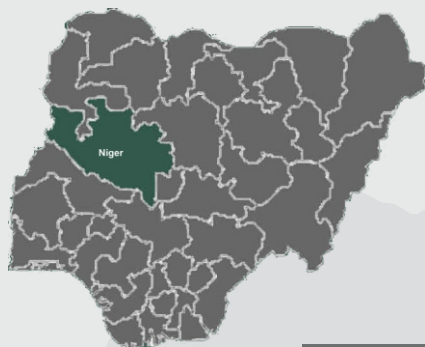
4.22

Total Debt Stock, Q4 2019 RATE (%)

1.38

Notes:

- i. Domestic Debt Stock for Thirty-Three (33) States, (Abia, Adamawa, Anambra, Akwa-Ibom, Bauchi, Bayelsa, Benue, Cross River, Delta, Ebonyi, Edo, Ekiti, Enugu, Gombe, Imo, Jigawa, Kaduna, Kano, Kebbi, Kogi, Kwara, Lagos, Nassarawa, Niger, Ogun, Ondo, Osun, Oyo, Plateau, Sokoto, Taraba, Yobe, Zamfara and FCT) are as at December 31, 2019, while, Domestic Debt Stock Figures for Borno State was as at September 30, 2019, Katsina State was at June 30, 2019, and for Rivers State was at December 31, 2018.
- ii. CBN Official Exchange Rate of US\$1 to NGN326 as at December 31, 2019 was used in converting the Domestic Debts to USD.



Land Area: 10, 470 sq mi

Population: 5,343,260

Total FAAC Allocation 2019

N56,447,911,750.79

Total IGR As At Q3 2019

N11,266,793,542.26

STATES, FCT AND FEDERAL GOVERNMENTS' EXTERNAL DEBT STOCK AS AT 31, DECEMBER, 2019

MULTILATERAL (\$)


BILATERAL (AFD) (\$)

Bilateral (CHINA EXIM BANK, JICA, INDIA, KFW) (\$)


COMMERCIAL (EURO BONDS & DIASPORA BOND)



\$57,492,024.65



\$12,500,000.00





31st Dec 2018

\$61,345,344.97

Total (\$)

\$69,992,024.65

Y on Y GROWTH RATE (%)

14.10

DOMESTIC DEBT DATA FOR THE 36 STATES OF THE FEDERATION AND THE FCT AS AT DECEMBER 31, 2019

DEBT STOCK AS AT Q4



N60,614,429,101.92

DEBT STOCK AS AT Q3



N62,539,576,973.27

Q on Q GROWTH RATE (%)

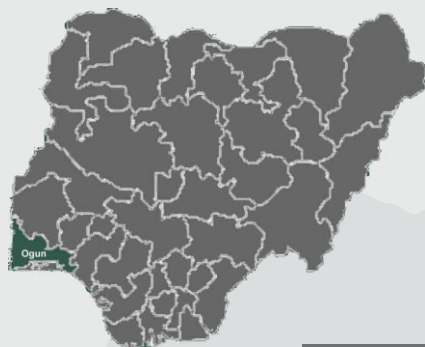
-3.08

Total Debt Stock, Q4 2019 RATE (%)

1.48

Notes:

- i. Domestic Debt Stock for Thirty-Three (33) States, (Abia, Adamawa, Anambra, Akwa-Ibom, Bauchi, Bayelsa, Benue, Cross River, Delta, Ebonyi, Edo, Ekiti, Enugu, Gombe, Imo, Jigawa, Kaduna, Kano, Kebbi, Kogi, Kwara, Lagos, Nassarawa, Niger, Ogun, Ondo, Osun, Oyo, Plateau, Sokoto, Taraba, Yobe, Zamfara and FCT) are as at December 31, 2019, while, Domestic Debt Stock Figures for Borno State was as at September 30, 2019, Katsina State was at June 30, 2019, and for Rivers State was at December 31, 2018.
- ii. CBN Official Exchange Rate of US\$1 to NGN326 as at December 31, 2019 was used in converting the Domestic Debts to USD.



Land Area: 6,556.23 sq mi

Population: 5,024,191

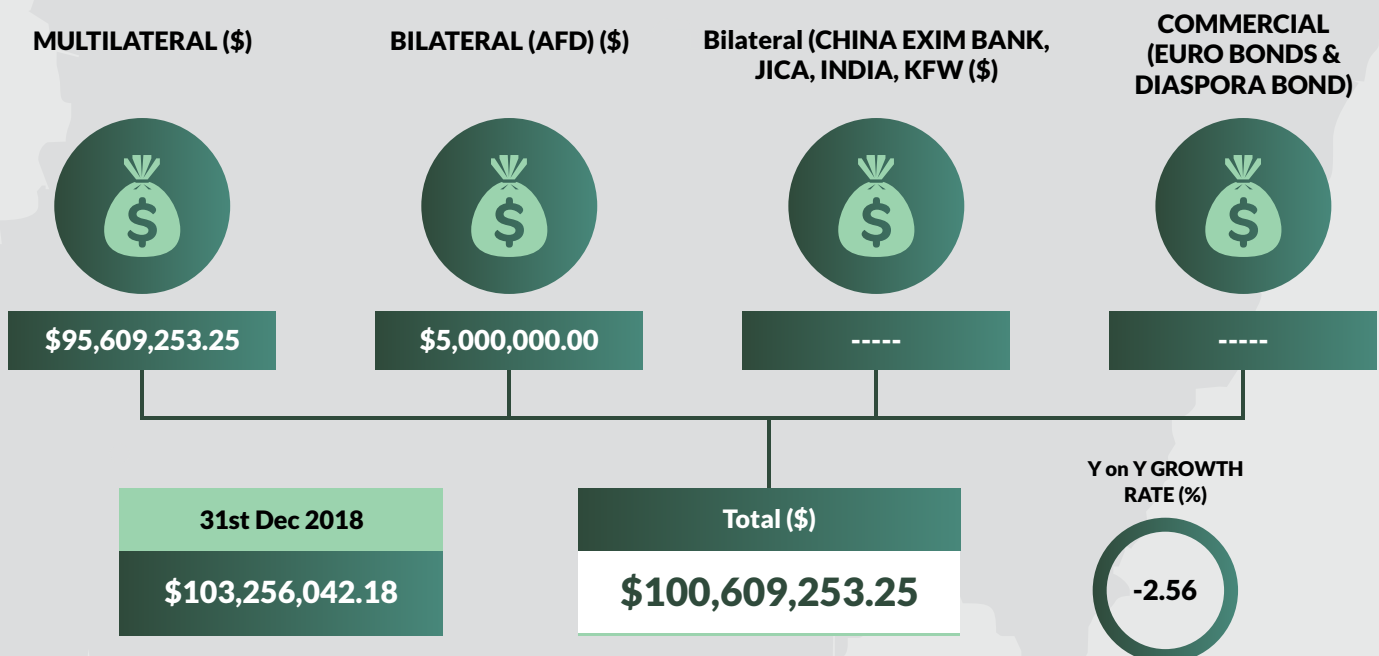
Total FAAC Allocation 2019

N38,710,634,518.43


Total IGR As At Q3 2019

N52,869,973,737.42

STATES, FCT AND FEDERAL GOVERNMENTS' EXTERNAL DEBT STOCK AS AT 31, DECEMBER, 2019

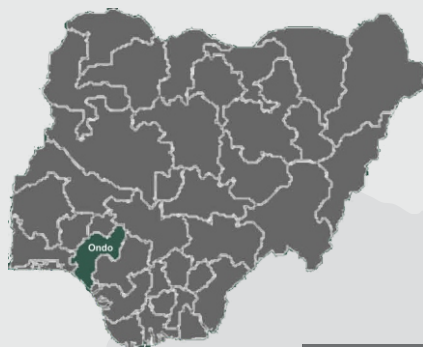


DOMESTIC DEBT DATA FOR THE 36 STATES OF THE FEDERATION AND THE FCT AS AT DECEMBER 31, 2019



Notes:

- i. Domestic Debt Stock for Thirty-Three (33) States, (Abia, Adamawa, Anambra, Akwa-Ibom, Bauchi, Bayelsa, Benue, Cross River, Delta, Ebonyi, Edo, Ekiti, Enugu, Gombe, Imo, Jigawa, Kaduna, Kano, Kebbi, Kogi, Kwara, Lagos, Nassarawa, Niger, Ogun, Ondo, Osun, Oyo, Plateau, Sokoto, Taraba, Yobe, Zamfara and FCT) are as at December 31, 2019, while, Domestic Debt Stock Figures for Borno State was as at September 30, 2019, Katsina State was at June 30, 2019, and for Rivers State was at December 31, 2018.
- ii. CBN Official Exchange Rate of US\$1 to NGN326 as at December 31, 2019 was used in converting the Domestic Debts to USD.



Land Area: 6,000 sq mi

Population: 4,515,660

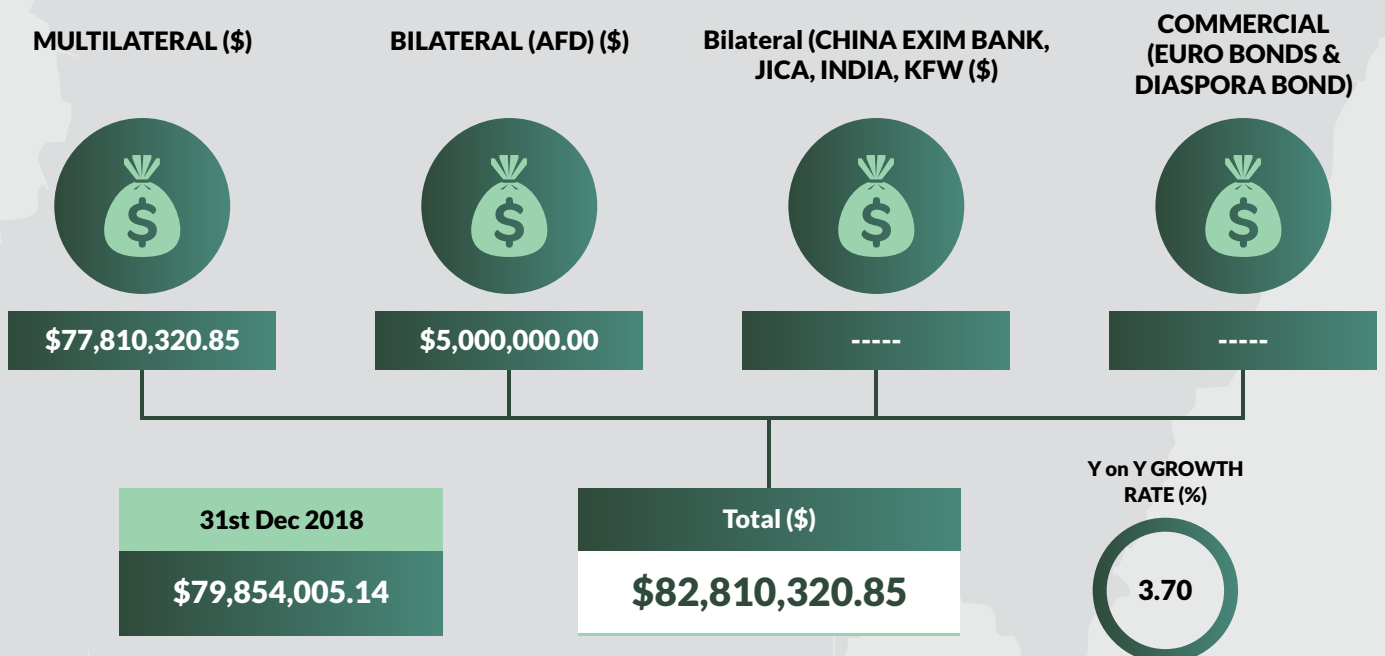
Total FAAC Allocation 2019

N57,927,048,890.29


Total IGR As At Q3 2019

N24,536,280,663.53

STATES, FCT AND FEDERAL GOVERNMENTS' EXTERNAL DEBT STOCK AS AT 31, DECEMBER, 2019

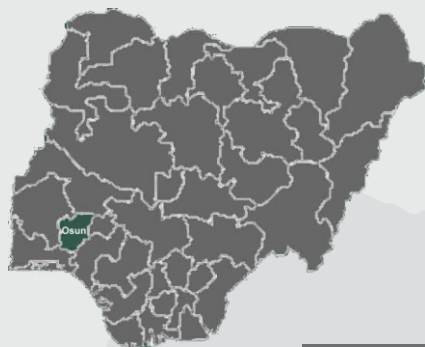


DOMESTIC DEBT DATA FOR THE 36 STATES OF THE FEDERATION AND THE FCT AS AT DECEMBER 31, 2019



Notes:

- i. Domestic Debt Stock for Thirty-Three (33) States, (Abia, Adamawa, Anambra, Akwa-Ibom, Bauchi, Bayelsa, Benue, Cross River, Delta, Ebonyi, Edo, Ekiti, Enugu, Gombe, Imo, Jigawa, Kaduna, Kano, Kebbi, Kogi, Kwara, Lagos, Nassarawa, Niger, Ogun, Ondo, Osun, Oyo, Plateau, Sokoto, Taraba, Yobe, Zamfara and FCT) are as at December 31, 2019, while, Domestic Debt Stock Figures for Borno State was as at September 30, 2019, Katsina State was at June 30, 2019, and for Rivers State was at December 31, 2018.
- ii. CBN Official Exchange Rate of US\$1 to NGN326 as at December 31, 2019 was used in converting the Domestic Debts to USD.



Land Area: 3,572 sq mi

Population: 4,536,877


Total FAAC Allocation 2019

N24,222,272,968.41


Total IGR As At Q3 2019

N14,158,775,213.78

STATES, FCT AND FEDERAL GOVERNMENTS' EXTERNAL DEBT STOCK AS AT 31, DECEMBER, 2019

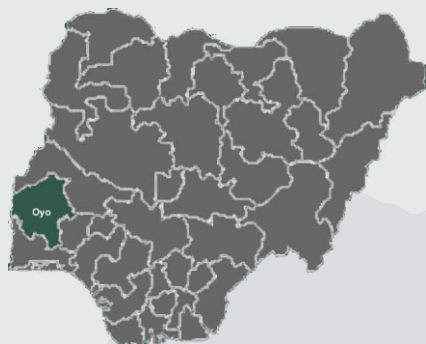


DOMESTIC DEBT DATA FOR THE 36 STATES OF THE FEDERATION AND THE FCT AS AT DECEMBER 31, 2019



Notes:

- i. Domestic Debt Stock for Thirty-Three (33) States, (Abia, Adamawa, Anambra, Akwa-Ibom, Bauchi, Bayelsa, Benue, Cross River, Delta, Ebonyi, Edo, Ekiti, Enugu, Gombe, Imo, Jigawa, Kaduna, Kano, Kebbi, Kogi, Kwara, Lagos, Nassarawa, Niger, Ogun, Ondo, Osun, Oyo, Plateau, Sokoto, Taraba, Yobe, Zamfara and FCT) are as at December 31, 2019, while, Domestic Debt Stock Figures for Borno State was as at September 30, 2019, Katsina State was at June 30, 2019, and for Rivers State was at December 31, 2018.
- ii. CBN Official Exchange Rate of US\$1 to NGN326 as at December 31, 2019 was used in converting the Domestic Debts to USD.



Land Area: 10,986 sq mi

Population: 7,540,300

Total FAAC Allocation 2019

N55,800,604,161.25

Total IGR As At Q3 2019

N20,004,354,521.17





STATES, FCT AND FEDERAL GOVERNMENTS' EXTERNAL DEBT STOCK AS AT 31, DECEMBER, 2019

MULTILATERAL (\$)

BILATERAL (AFD) (\$)

Bilateral (CHINA EXIM BANK, JICA, INDIA, KFW) (\$)

COMMERCIAL (EURO BONDS & DIASPORA BOND)



\$100,197,001.10

31st Dec 2018

\$104,997,383.47

Total (\$)

\$100,197,001.10

Y on Y GROWTH RATE (%)

-4.57

DOMESTIC DEBT DATA FOR THE 36 STATES OF THE FEDERATION AND THE FCT AS AT DECEMBER 31, 2019

DEBT STOCK AS AT Q4

DEBT STOCK AS AT Q3

Q on Q GROWTH RATE (%)

Total Debt Stock, Q4 2019 RATE (%)



N91,567,943,904.22

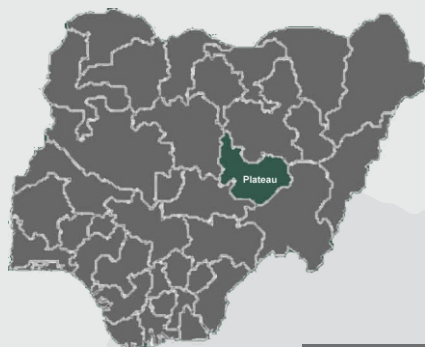
N90,592,445,114.47

1.08

2.23

Notes:

- i. Domestic Debt Stock for Thirty-Three (33) States, (Abia, Adamawa, Anambra, Akwa-Ibom, Bauchi, Bayelsa, Benue, Cross River, Delta, Ebonyi, Edo, Ekiti, Enugu, Gombe, Imo, Jigawa, Kaduna, Kano, Kebbi, Kogi, Kwara, Lagos, Nassarawa, Niger, Ogun, Ondo, Osun, Oyo, Plateau, Sokoto, Taraba, Yobe, Zamfara and FCT) are as at December 31, 2019, while, Domestic Debt Stock Figures for Borno State was as at September 30, 2019, Katsina State was at June 30, 2019, and for Rivers State was at December 31, 2018.
- ii. CBN Official Exchange Rate of US\$1 to NGN326 as at December 31, 2019 was used in converting the Domestic Debts to USD.



Land Area: 11, 936 sq mi

Population: 4,075,392

Total FAAC Allocation 2019

N42,224,236,190.96

Total IGR As At Q3 2019

N12,784,254,451.90

STATES, FCT AND FEDERAL GOVERNMENTS' EXTERNAL DEBT STOCK AS AT 31, DECEMBER, 2019

MULTILATERAL (\$)


BILATERAL (AFD) (\$)

Bilateral (CHINA EXIM BANK, JICA, INDIA, KFW) (\$)


COMMERCIAL (EURO BONDS & DIASPORA BOND)




\$27,971,563.18



\$5,000,000.00





31st Dec 2018

\$28,874,208.63

Total (\$)

\$32,971,563.18

Y on Y GROWTH RATE (%)

14.19

DOMESTIC DEBT DATA FOR THE 36 STATES OF THE FEDERATION AND THE FCT AS AT DECEMBER 31, 2019

DEBT STOCK AS AT Q4



N134,013,693,544.66

DEBT STOCK AS AT Q3



N108,967,566,269.06

Q on Q GROWTH RATE (%)

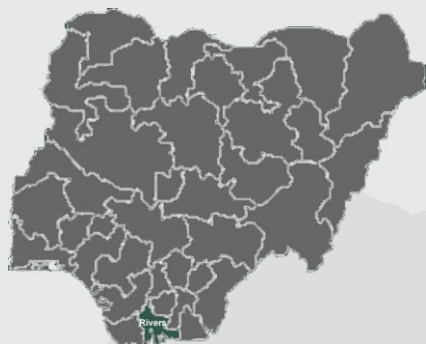
22.98

Total Debt Stock, Q4 2019 RATE (%)

3.26

Notes:

- i. Domestic Debt Stock for Thirty-Three (33) States, (Abia, Adamawa, Anambra, Akwa-Ibom, Bauchi, Bayelsa, Benue, Cross River, Delta, Ebonyi, Edo, Ekiti, Enugu, Gombe, Imo, Jigawa, Kaduna, Kano, Kebbi, Kogi, Kwara, Lagos, Nassarawa, Niger, Ogun, Ondo, Osun, Oyo, Plateau, Sokoto, Taraba, Yobe, Zamfara and FCT) are as at December 31, 2019, while, Domestic Debt Stock Figures for Borno State was as at September 30, 2019, Katsina State was at June 30, 2019, and for Rivers State was at December 31, 2018.
- ii. CBN Official Exchange Rate of US\$1 to NGN326 as at December 31, 2019 was used in converting the Domestic Debts to USD.



Land Area: 4,277 sq mi

Population: 7,023,942

Total FAAC Allocation 2019

N158,449,294,787.50

Total IGR As At Q3 2019

N107,026,069,374.26





STATES, FCT AND FEDERAL GOVERNMENTS' EXTERNAL DEBT STOCK AS AT 31, DECEMBER, 2019

MULTILATERAL (\$)

BILATERAL (AFD) (\$)

Bilateral (CHINA EXIM BANK, JICA, INDIA, KFW) (\$)

COMMERCIAL (EURO BONDS & DIASPORA BOND)



\$78,427,671.72

31st Dec 2018

\$78,278,786.10

Total (\$)

\$78,427,671.72

Y on Y GROWTH RATE (%)

0.19

DOMESTIC DEBT DATA FOR THE 36 STATES OF THE FEDERATION AND THE FCT AS AT DECEMBER 31, 2019

DEBT STOCK AS AT Q4

DEBT STOCK AS AT Q3

Q on Q GROWTH RATE (%)

Total Debt Stock, Q4 2019 RATE (%)



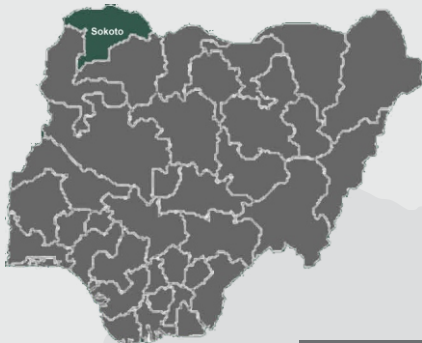
N266,936,225,793.65

N266,936,225,793.65

6.50

Notes:

- i. Domestic Debt Stock for Thirty-Three (33) States, (Abia, Adamawa, Anambra, Akwa-Ibom, Bauchi, Bayelsa, Benue, Cross River, Delta, Ebonyi, Edo, Ekiti, Enugu, Gombe, Imo, Jigawa, Kaduna, Kano, Kebbi, Kogi, Kwara, Lagos, Nassarawa, Niger, Ogun, Ondo, Osun, Oyo, Plateau, Sokoto, Taraba, Yobe, Zamfara and FCT) are as at December 31, 2019, while, Domestic Debt Stock Figures for Borno State was as at September 30, 2019, Katsina State was at June 30, 2019, and for Rivers State was at December 31, 2018.
- ii. CBN Official Exchange Rate of US\$1 to NGN326 as at December 31, 2019 was used in converting the Domestic Debts to USD.



Land Area: 10,028 sq mi

Population: 4,831,152

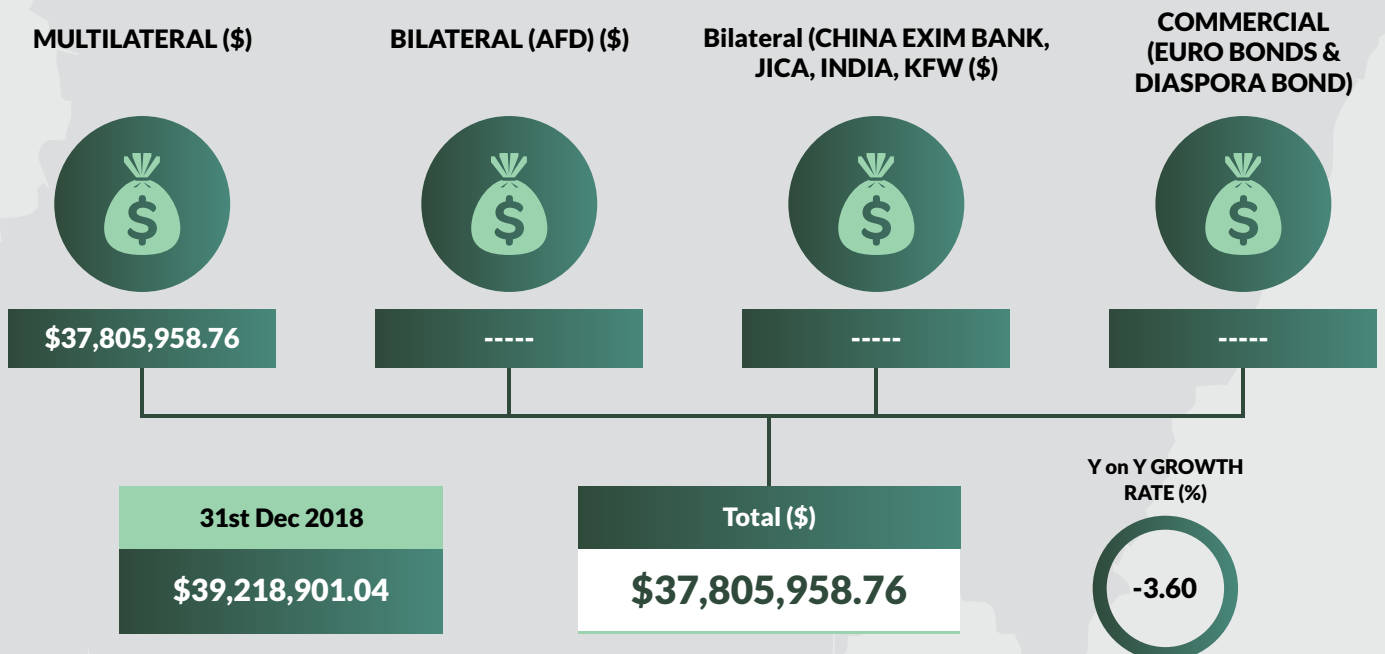
Total FAAC Allocation 2019

N55,476,385,825.97


Total IGR As At Q3 2019

N14,355,880,533.48

STATES, FCT AND FEDERAL GOVERNMENTS' EXTERNAL DEBT STOCK AS AT 31, DECEMBER, 2019

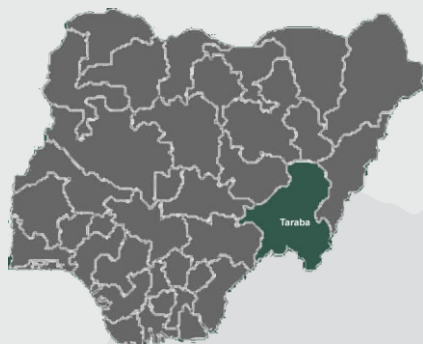


DOMESTIC DEBT DATA FOR THE 36 STATES OF THE FEDERATION AND THE FCT AS AT DECEMBER 31, 2019



Notes:

- i. Domestic Debt Stock for Thirty-Three (33) States, (Abia, Adamawa, Anambra, Akwa-Ibom, Bauchi, Bayelsa, Benue, Cross River, Delta, Ebonyi, Edo, Ekiti, Enugu, Gombe, Imo, Jigawa, Kaduna, Kano, Kebbi, Kogi, Kwara, Lagos, Nassarawa, Niger, Ogun, Ondo, Osun, Oyo, Plateau, Sokoto, Taraba, Yobe, Zamfara and FCT) are as at December 31, 2019, while, Domestic Debt Stock Figures for Borno State was as at September 30, 2019, Katsina State was at June 30, 2019, and for Rivers State was at December 31, 2018.
- ii. CBN Official Exchange Rate of US\$1 to NGN326 as at December 31, 2019 was used in converting the Domestic Debts to USD.



Land Area: 21, 032 sq mi

Population: 2,968,132

Total FAAC Allocation 2019

N46,515,352,151.03

Total IGR As At Q3 2019

N4,722,206,050.71

STATES, FCT AND FEDERAL GOVERNMENTS' EXTERNAL DEBT STOCK AS AT 31, DECEMBER, 2019

MULTILATERAL (\$)


BILATERAL (AFD) (\$)


Bilateral (CHINA EXIM BANK, JICA, INDIA, KFW) (\$)

COMMERCIAL (EURO BONDS & DIASPORA BOND)



\$20,933,475.15







31st Dec 2018

\$21,611,262.68

Total (\$)

\$20,933,475.15

Y on Y GROWTH RATE (%)

-3.14

DOMESTIC DEBT DATA FOR THE 36 STATES OF THE FEDERATION AND THE FCT AS AT DECEMBER 31, 2019

DEBT STOCK AS AT Q4



N82,321,127,723.11

DEBT STOCK AS AT Q3



N93,490,094,894.28

Q on Q GROWTH RATE (%)

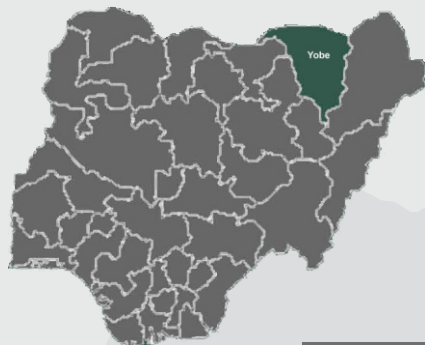
-11.95

Total Debt Stock, Q4 2019 RATE (%)

2.00

Notes:

- i. Domestic Debt Stock for Thirty-Three (33) States, (Abia, Adamawa, Anambra, Akwa-Ibom, Bauchi, Bayelsa, Benue, Cross River, Delta, Ebonyi, Edo, Ekiti, Enugu, Gombe, Imo, Jigawa, Kaduna, Kano, Kebbi, Kogi, Kwara, Lagos, Nassarawa, Niger, Ogun, Ondo, Osun, Oyo, Plateau, Sokoto, Taraba, Yobe, Zamfara and FCT) are as at December 31, 2019, while, Domestic Debt Stock Figures for Borno State was as at September 30, 2019, Katsina State was at June 30, 2019, and for Rivers State was at December 31, 2018.
- ii. CBN Official Exchange Rate of US\$1 to NGN326 as at December 31, 2019 was used in converting the Domestic Debts to USD.



Land Area: 17, 568 sq mi

Population: 3,163,747

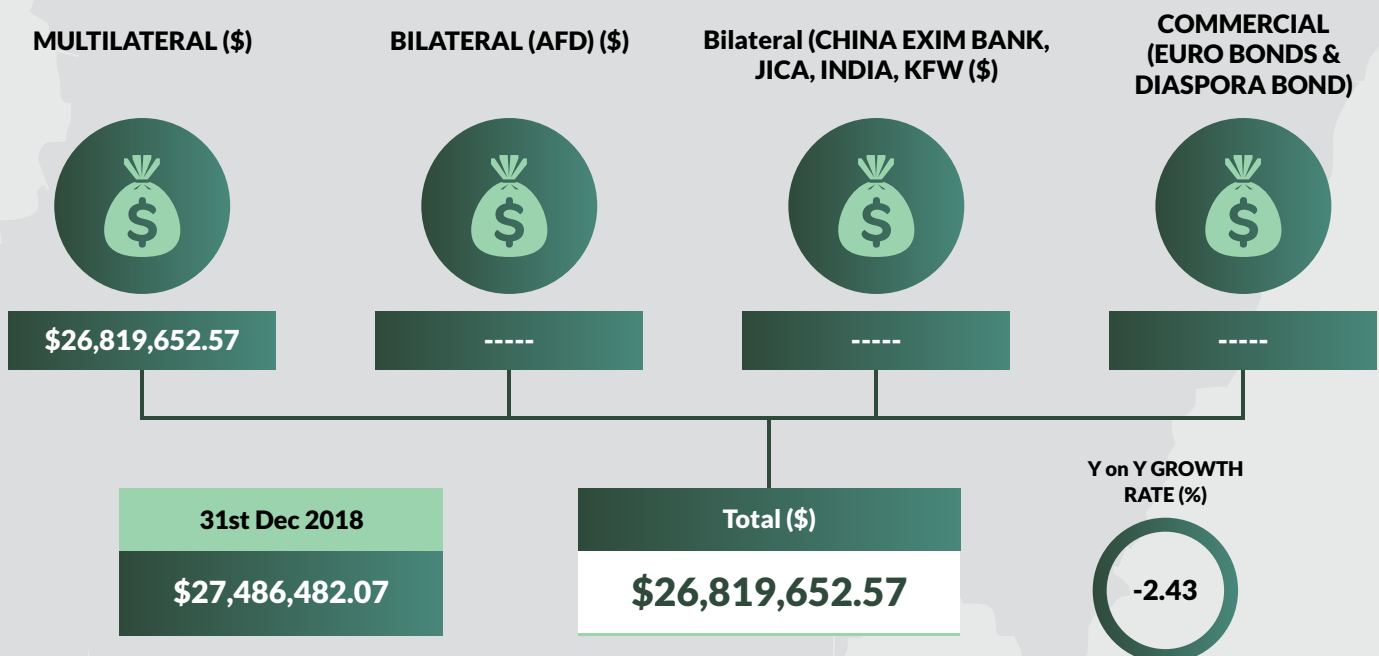
Total FAAC Allocation 2019

N51,606,083,679.10


Total IGR As At Q3 2019

N3,343,282,492.86

STATES, FCT AND FEDERAL GOVERNMENTS' EXTERNAL DEBT STOCK AS AT 31, DECEMBER, 2019

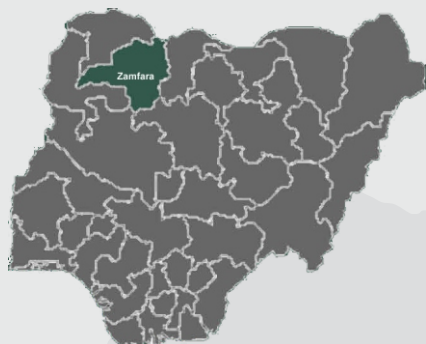


DOMESTIC DEBT DATA FOR THE 36 STATES OF THE FEDERATION AND THE FCT AS AT DECEMBER 31, 2019



Notes:

- i. Domestic Debt Stock for Thirty-Three (33) States, (Abia, Adamawa, Anambra, Akwa-Ibom, Bauchi, Bayelsa, Benue, Cross River, Delta, Ebonyi, Edo, Ekiti, Enugu, Gombe, Imo, Jigawa, Kaduna, Kano, Kebbi, Kogi, Kwara, Lagos, Nassarawa, Niger, Ogun, Ondo, Osun, Oyo, Plateau, Sokoto, Taraba, Yobe, Zamfara and FCT) are as at December 31, 2019, while, Domestic Debt Stock Figures for Borno State was as at September 30, 2019, Katsina State was at June 30, 2019, and for Rivers State was at December 31, 2018.
- ii. CBN Official Exchange Rate of US\$1 to NGN326 as at December 31, 2019 was used in converting the Domestic Debts to USD.



Land Area: 15,352 sq mi

Population: 4,353,533

Total FAAC Allocation 2019

N41,762,298,726.55

Total IGR As At Q3 2019

N10,592,959,938.10


STATES, FCT AND FEDERAL GOVERNMENTS' EXTERNAL DEBT STOCK AS AT 31, DECEMBER, 2019

MULTILATERAL (\$)


BILATERAL (AFD) (\$)


Bilateral (CHINA EXIM BANK, JICA, INDIA, KFW) (\$)


COMMERCIAL (EURO BONDS & DIASPORA BOND)



\$32,505,220.21







31st Dec 2018

\$33,524,208.01

Total (\$)

\$32,505,220.21

Y on Y GROWTH RATE (%)

-3.04

DOMESTIC DEBT DATA FOR THE 36 STATES OF THE FEDERATION AND THE FCT AS AT DECEMBER 31, 2019

DEBT STOCK AS AT Q4



N70,841,492,738.26

DEBT STOCK AS AT Q3



N63,033,937,202.11

Q on Q GROWTH RATE (%)

12.39

Total Debt Stock, Q4 2019 RATE (%)

1.73

Notes:

- i. Domestic Debt Stock for Thirty-Three (33) States, (Abia, Adamawa, Anambra, Akwa-Ibom, Bauchi, Bayelsa, Benue, Cross River, Delta, Ebonyi, Edo, Ekiti, Enugu, Gombe, Imo, Jigawa, Kaduna, Kano, Kebbi, Kogi, Kwara, Lagos, Nassarawa, Niger, Ogun, Ondo, Osun, Oyo, Plateau, Sokoto, Taraba, Yobe, Zamfara and FCT) are as at December 31, 2019, while, Domestic Debt Stock Figures for Borno State was as at September 30, 2019, Katsina State was at June 30, 2019, and for Rivers State was at December 31, 2018.
- ii. CBN Official Exchange Rate of US\$1 to NGN326 as at December 31, 2019 was used in converting the Domestic Debts to USD.



Land Area: 15,352 sq mi

Population: 4,353,533

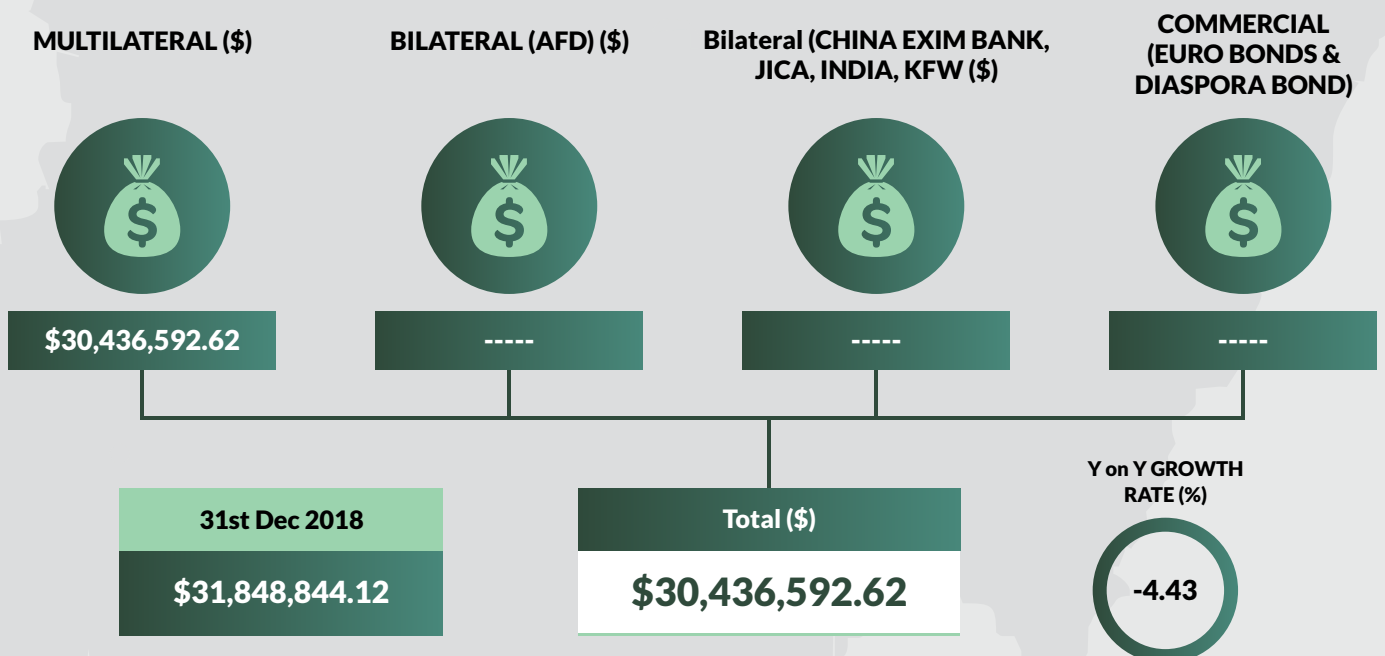
Total FAAC Allocation 2019

N71,905,269,001.29


Total IGR As At Q3 2019

N55,722,866,844.15

STATES, FCT AND FEDERAL GOVERNMENTS' EXTERNAL DEBT STOCK AS AT 31, DECEMBER, 2019



DOMESTIC DEBT DATA FOR THE 36 STATES OF THE FEDERATION AND THE FCT AS AT DECEMBER 31, 2019

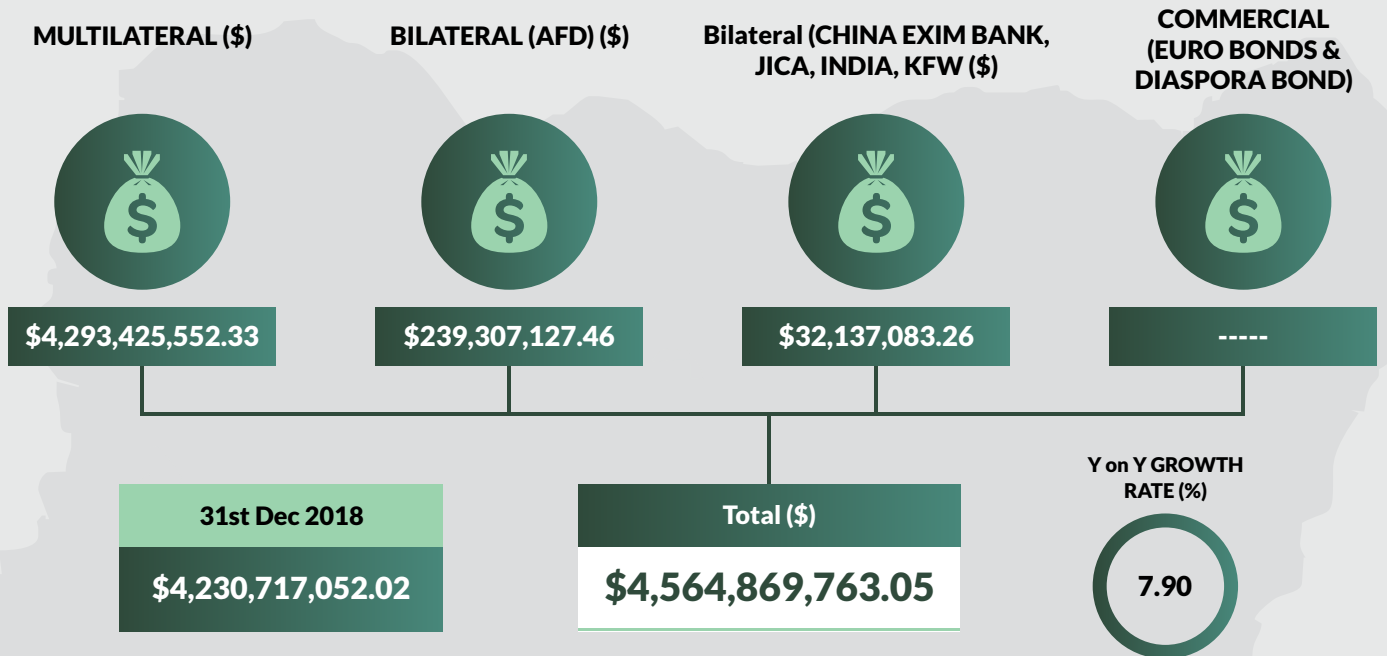


Notes:

- i. Domestic Debt Stock for Thirty-Three (33) States, (Abia, Adamawa, Anambra, Akwa-Ibom, Bauchi, Bayelsa, Benue, Cross River, Delta, Ebonyi, Edo, Ekiti, Enugu, Gombe, Imo, Jigawa, Kaduna, Kano, Kebbi, Kogi, Kwara, Lagos, Nassarawa, Niger, Ogun, Ondo, Osun, Oyo, Plateau, Sokoto, Taraba, Yobe, Zamfara and FCT) are as at December 31, 2019, while, Domestic Debt Stock Figures for Borno State was as at September 30, 2019, Katsina State was at June 30, 2019, and for Rivers State was at December 31, 2018.
- ii. CBN Official Exchange Rate of US\$1 to NGN326 as at December 31, 2019 was used in converting the Domestic Debts to USD.



STATES, FCT AND FEDERAL GOVERNMENTS' EXTERNAL DEBT STOCK AS AT 31, DECEMBER, 2019




Notes:

- i. Domestic Debt Stock for Thirty-Three (33) States, (Abia, Adamawa, Anambra, Akwa-Ibom, Bauchi, Bayelsa, Benue, Cross River, Delta, Ebonyi, Edo, Ekiti, Enugu, Gombe, Imo, Jigawa, Kaduna, Kano, Kebbi, Kogi, Kwara, Lagos, Nassarawa, Niger, Ogun, Ondo, Osun, Oyo, Plateau, Sokoto, Taraba, Yobe, Zamfara and FCT) are as at December 31, 2019, while, Domestic Debt Stock Figures for Borno State was as at September 30, 2019, Katsina State was at June 30, 2019, and for Rivers State was at December 31, 2018.
- ii. CBN Official Exchange Rate of US\$1 to NGN326 as at December 31, 2019 was used in converting the Domestic Debts to USD.



STATES, FCT AND FEDERAL GOVERNMENTS' EXTERNAL DEBT STOCK AS AT 31, DECEMBER, 2019




Notes:


- i. Domestic Debt Stock for Thirty-Three (33) States, (Abia, Adamawa, Anambra, Akwa-Ibom, Bauchi, Bayelsa, Benue, Cross River, Delta, Ebonyi, Edo, Ekiti, Enugu, Gombe, Imo, Jigawa, Kaduna, Kano, Kebbi, Kogi, Kwara, Lagos, Nassarawa, Niger, Ogun, Ondo, Osun, Oyo, Plateau, Sokoto, Taraba, Yobe, Zamfara and FCT) are as at December 31, 2019, while, Domestic Debt Stock Figures for Borno State was as at September 30, 2019, Katsina State was at June 30, 2019, and for Rivers State was at December 31, 2018.
- ii. CBN Official Exchange Rate of US\$1 to NGN326 as at December 31, 2019 was used in converting the Domestic Debts to USD.



STATES, FCT AND FEDERAL GOVERNMENTS' EXTERNAL DEBT STOCK AS AT 31, DECEMBER, 2019

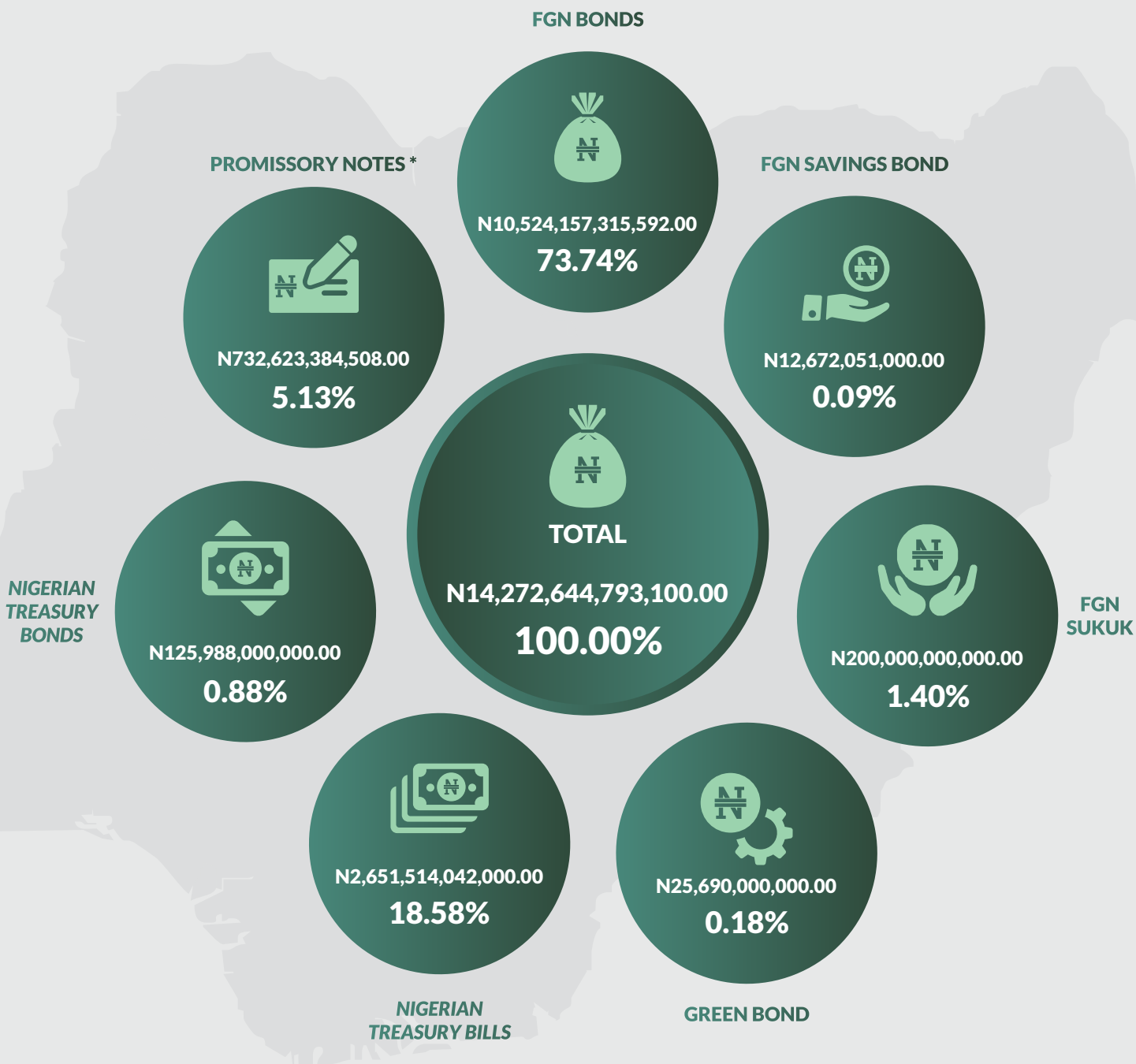


DOMESTIC DEBT DATA FOR THE 36 STATES OF THE FEDERATION AND THE FCT AS AT DECEMBER 31, 2019



Notes:

- i. Domestic Debt Stock for Thirty-Three (33) States, (Abia, Adamawa, Anambra, Akwa-Ibom, Bauchi, Bayelsa, Benue, Cross River, Delta, Ebonyi, Edo, Ekiti, Enugu, Gombe, Imo, Jigawa, Kaduna, Kano, Kebbi, Kogi, Kwara, Lagos, Nassarawa, Niger, Ogun, Ondo, Osun, Oyo, Plateau, Sokoto, Taraba, Yobe, Zamfara and FCT) are as at December 31, 2019, while, Domestic Debt Stock Figures for Borno State was as at September 30, 2019, Katsina State was at June 30, 2019, and for Rivers State was at December 31, 2018.
- ii. CBN Official Exchange Rate of US\$1 to NGN326 as at December 31, 2019 was used in converting the Domestic Debts to USD.


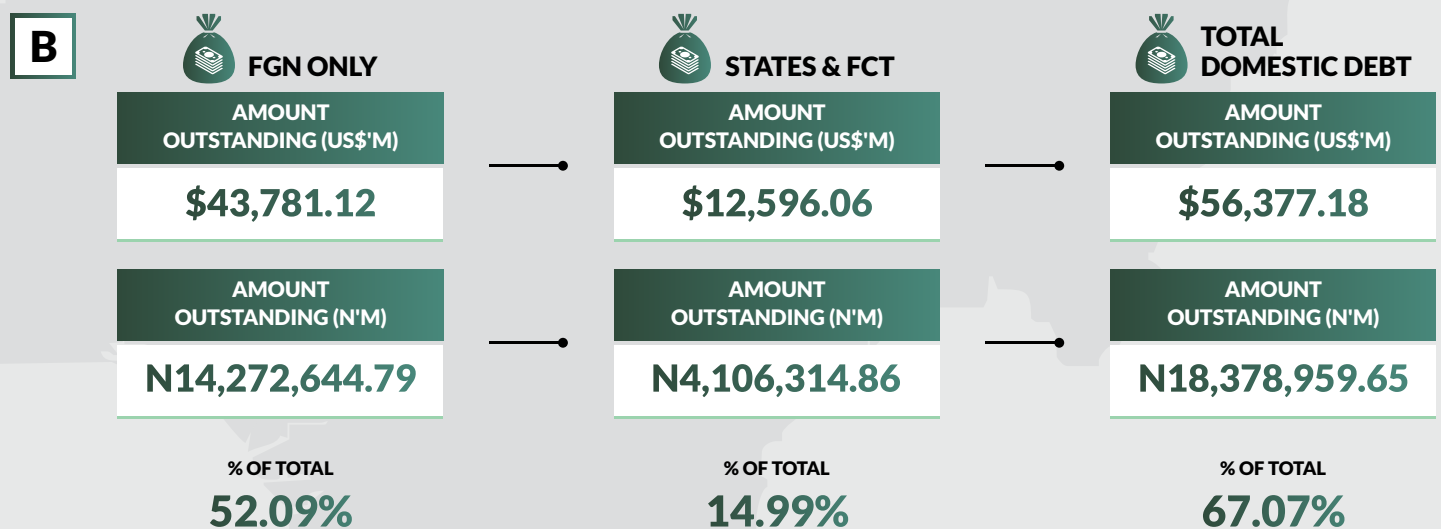
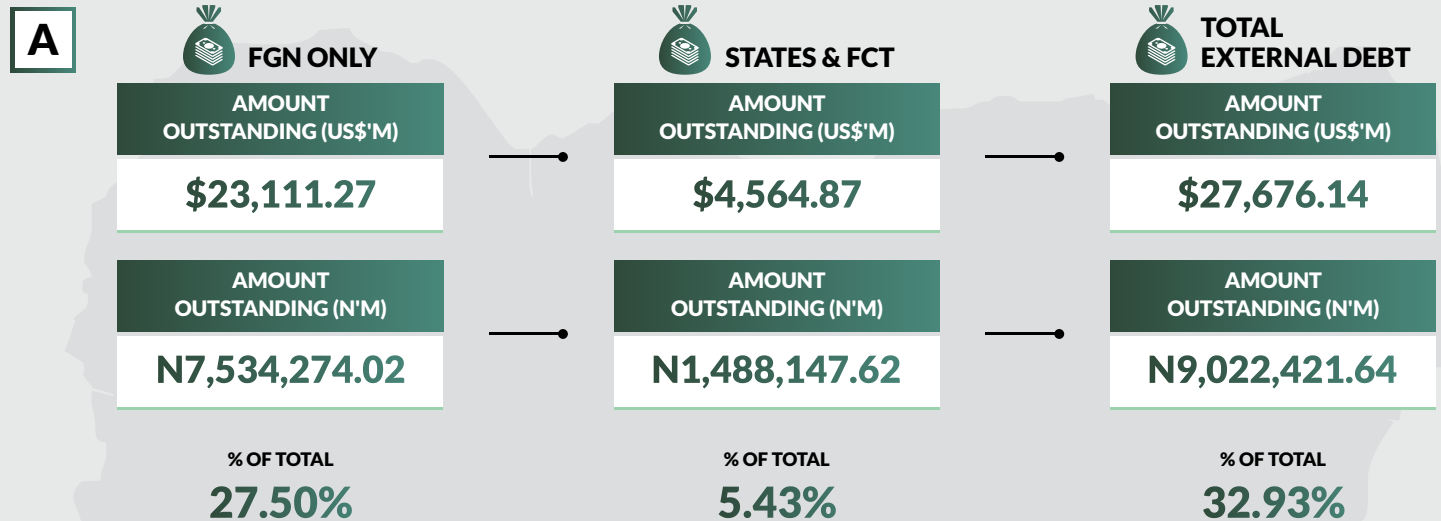


NIGERIAN DOMESTIC AND FOREIGN DEBT - Q4 2019

NIGERIA'S TOTAL PUBLIC DEBT PORTFOLIO AS AT DECEMBER 31, 2019



PUBLIC DEBT STOCK - EXTERNAL AND DOMESTIC DEBT OF THE FGN, STATES AND FCT AS AT DECEMBER 31, 2019


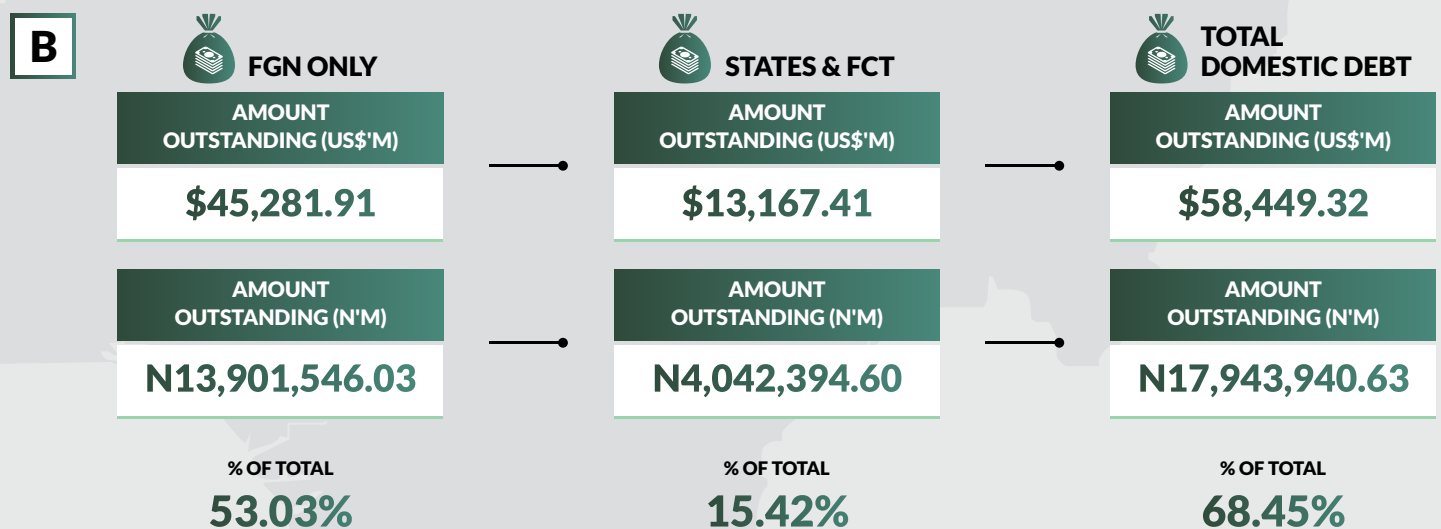
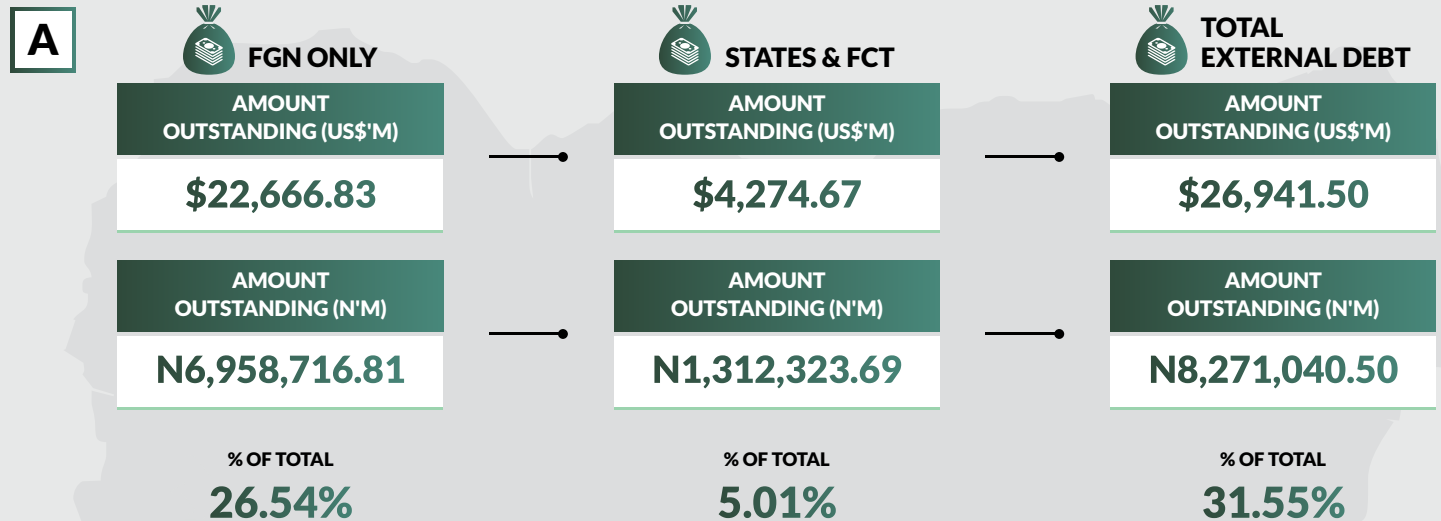


NIGERIAN DOMESTIC AND FOREIGN DEBT - Q4 2019

NIGERIA'S TOTAL PUBLIC DEBT PORTFOLIO AS AT DECEMBER 31, 2019



PUBLIC DEBT STOCK - EXTERNAL AND DOMESTIC DEBT OF THE FGN, STATES AND FCT AS AT SEPTEMBER 30, 2019

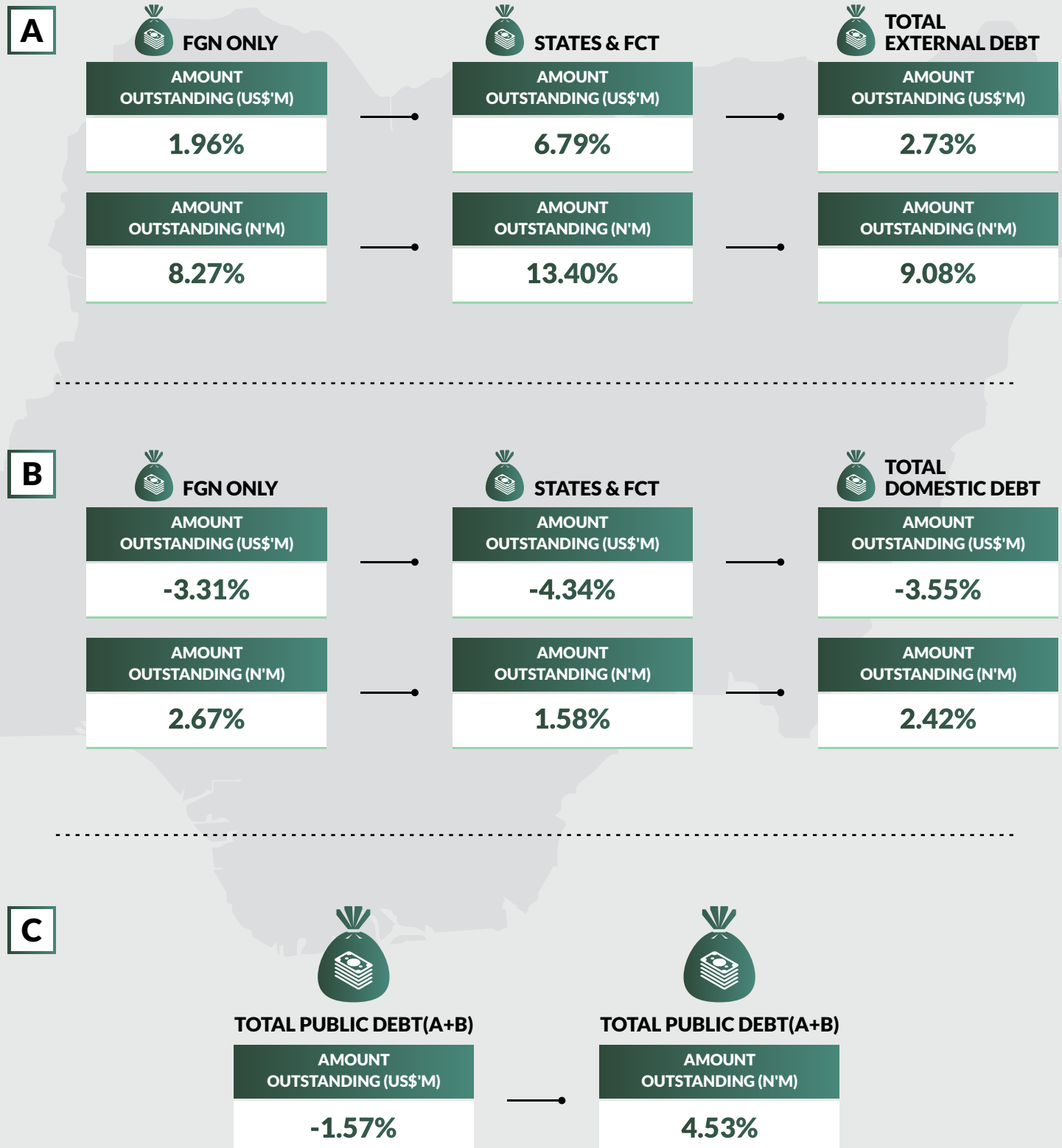


NIGERIAN DOMESTIC AND FOREIGN DEBT - Q4 2019

NIGERIA'S TOTAL PUBLIC DEBT PORTFOLIO AS AT DECEMBER 31, 2019



GROWTH RATE %





FEDERAL GOVERNMENT ACTUAL DOMESTIC DEBT SERVICE FOR OCTOBER - DECEMBER, 2019

Category	Oct	Nov	Dec	Total
NTBs	Interest N45,410,341,037.67	Interest N33,209,185,621.54	Interest N2,499,106,049.02	Interest N81,118,632,708.23
FGN Bonds	Interest N127,320,088,150.94	Interest N32,305,863,089.30	Interest N0.00	Interest N159,625,951,240.24
Treasury Bonds	Interest N3,248,500,000.00	Interest -----	Interest N0.00	Interest N3,248,500,000.00
FGN Savings Bond	Interest N127,284,388.91	Interest N111,845,164.53	Interest N104,552,241.88	Interest N343,681,795.32
FGN SUKUK	Interest N0.00	Interest N0.00	Interest N7,893,065,753.42	Interest N7,893,065,753.42
FGN Green Bond	Interest N0.00	Interest N0.00	Interest N1,812,959,441.09	Interest N1,812,959,441.09
TOTAL INTEREST	Interest N176,106,213,577.52	Interest N65,626,893,875.37	Interest N12,309,683,485.41	Interest N254,042,790,938.30

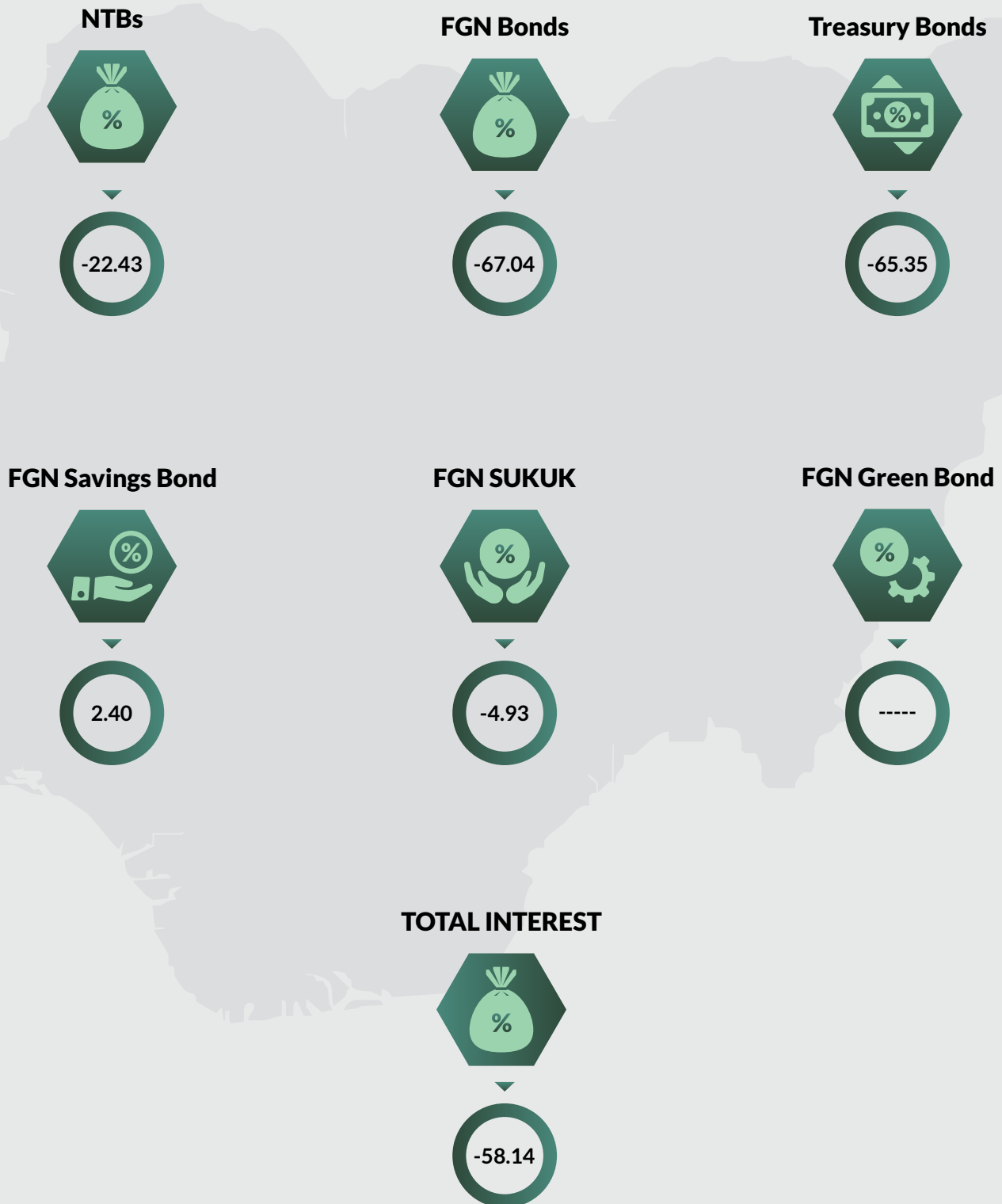


FEDERAL GOVERNMENT ACTUAL DOMESTIC DEBT SERVICE FOR THIRD QUARTER, 2019

Category	July	August	Sept	Total
NTBs	Interest N18,658,359,984.10	Interest N44,443,618,148.26	Interest N41,478,337,656.63	Interest N104,580,315,788.99
FGN Bonds	Interest N180,632,591,048.07	Interest N124,984,282,051.18	Interest N178,658,612,314.22	Interest N484,275,485,413.47
Treasury Bonds	Interest N3,125,000,000.00	Interest N3,125,000,000.00	Interest N3,125,000,000.00	Interest N9,375,000,000.00
FGN Savings Bond	Interest N123,019,799.08	Interest N110,165,763.54	Interest N102,441,547.37	Interest N335,627,109.99
FGN SUKUK	Interest -----	Interest -----	Interest N8,302,684,931.51	Interest N8,302,684,931.51
FGN Green Bond	Interest -----	Interest -----	Interest -----	Interest -----
TOTAL INTEREST	Interest N202,538,970,831.25	Interest N172,663,065,962.98	Interest N231,667,076,449.72	Interest N606,869,113,243.96



PERCENTAGE CHANGE OF INTEREST PAYMENT IN DOMESTIC DEBT SERVICE Q4 & Q3, 2019





FEDERAL GOVERNMENT ACTUAL DOMESTIC DEBT SERVICE FOR JANUARY - DECEMBER, 2019 (AMOUNT IN NAIRA)

Instruments	January	February	March	April	May	June	July	August	September	October	November	December	Total
NTBs													
Interest	74,142,567,148.83	29,683,398,145.71	17,094,009,726.78	14,897,947,747.19	14,700,317,313.85	16,113,483,121.45	18,658,359,984.10	44,443,618,148.26	41,478,337,656.63	45,410,341,037.67	33,209,185,621.54	2,499,106,049.02	352,330,671,701.03
Federal Govt. Bonds													0
Interest	183,626,501,396.83	125,646,354,326.10	171,575,809,692.56	69,184,981,715.55	31,779,137,060.69	28,027,002,739.73	180,632,591,048.07	124,984,282,051.18	178,658,612,314.22	127,320,088,150.94	32,305,863,089.30	0	1,253,741,223,585.17
Treasury Bonds													0
Interest	0	0	0	0	3,125,000,000.00	3,125,000,000.00	3,125,000,000.00	3,125,000,000.00	3,125,000,000.00	3,248,500,000.00	0	0	18,873,500,000.00
Principal	0	0	0	0	25,000,000,000.00	0	0	0	0	0	0	0	25,000,000,000.00
FGNSB													0
Interest	100,501,149.44	92,516,590.62	154,897,577.46	112,381,123.27	100,208,236.85	98,031,264.55	123,019,799.08	110,165,763.54	102,441,547.37	127,284,388.91	111,845,164.53	104,552,241.88	1,337,844,847.50
FGN SUKUK													0
Interest	0	0	8,167,315,068.49	0	0	7,849,934,246.58	0	0	8,302,684,931.51	0	0	7,893,065,753.42	32,213,000,000.00
FGN Green Bond													0
Interest	0	0	0	0	0	718,532,010.96	0	0	-00	0	0	1,812,959,441.09	2,531,491,452.05
TOTAL INTEREST	257,869,569,695.10	155,422,269,062.43	196,992,032,065.29	84,195,310,586.01	74,704,662,611.39	55,931,983,383.27	202,538,970,831.25	172,663,065,962.98	231,667,076,449.73	176,106,213,577.52	65,626,893,875.37	12,309,683,485.41	1,686,027,731,585.75




NIGERIA'S ACTUAL EXTERNAL DEBT SERVICE PAYMENTS

Total

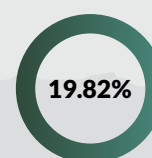


\$49,566.69



MULTILATERAL

Percentage of Total



Principal	Interest Fee	Service Fee	Deferred Principal	Deferred Interest	Deferred Service Charge	Penalty Interest	Waiver/Credit	Commitment Charges	Other Charges
\$30,795.57	\$8,134.17	\$10,200.78	\$18.75	\$0.59	\$301.61	-----	\$(224.85)	\$340.07	-----

IBRD

Total



Percentage of Total

Principal	Interest Fee	Service Fee	Deferred Principal	Deferred Interest	Deferred Service Charge	Penalty Interest	Waiver/Credit	Commitment Charges	Other Charges
0.00	0.00	0.00	0.00	0.00	0.00	0.00	0.00	0.00	0.00

A.D.B

Total



\$4,779.89

Percentage of Total

Principal	Interest Fee	Service Fee	Deferred Principal	Deferred Interest	Deferred Service Charge	Penalty Interest	Waiver/Credit	Commitment Charges	Other Charges
0.00	\$4,476.24	0.00	\$2.05	0.00	\$301.61	0.00	0.00	0.00	0.00

IFAD

Total



\$117.92

Percentage of Total

Principal	Interest Fee	Service Fee	Deferred Principal	Deferred Interest	Deferred Service Charge	Penalty Interest	Waiver/Credit	Commitment Charges	Other Charges
0.00	\$117.92	0.00	0.00	0.00	0.00	0.00	0.00	0.00	0.00



A.D.F

Total  **\$597.92** | Percentage of Total **-----**

Principal	Interest Fee	Service Fee	Deferred Principal	Deferred Interest	Deferred Service Charge	Penalty Interest	Waiver/Credit	Commitment Charges	Other Charges
0.00	\$298.95	0.00	0.00	0.00	0.00	0.00	0.00	\$298.96	0.00

AGTF

Total  **\$41.11** | Percentage of Total **-----**

Principal	Interest Fee	Service Fee	Deferred Principal	Deferred Interest	Deferred Service Charge	Penalty Interest	Waiver/Credit	Commitment Charges	Other Charges
0.00	0.00	0.00	0.00	0.00	0.00	0.00	0.00	\$41.11	0.00

IDA

Total  **\$41,642.04** | Percentage of Total **-----**

Principal	Interest Fee	Service Fee	Deferred Principal	Deferred Interest	Deferred Service Charge	Penalty Interest	Waiver/Credit	Commitment Charges	Other Charges
\$28,923.80	\$2,870.76	\$10,051.42	\$16.70	\$0.59	0.00	0.00	-\$221.23	0.00	0.00

EDF

Total  **\$1,645.83** | Percentage of Total **-----**

Principal	Interest Fee	Service Fee	Deferred Principal	Deferred Interest	Deferred Service Charge	Penalty Interest	Waiver/Credit	Commitment Charges	Other Charges
\$1,282.66	\$340.88	\$22.29	0.00	0.00	0.00	0.00	0.00	0.00	0.00



BADEA


Total  **\$29.34** | Percentage of Total **-----**

Principal	Interest Fee	Service Fee	Deferred Principal	Deferred Interest	Deferred Service Charge	Penalty Interest	Waiver/Credit	Commitment Charges	Other Charges
0.00	\$29.41	0.00	0.00	0.00	0.00	0.00	\$-0.07	0.00	0.00

IDB

Total  **\$712.64** | Percentage of Total **-----**

Principal	Interest Fee	Service Fee	Deferred Principal	Deferred Interest	Deferred Service Charge	Penalty Interest	Waiver/Credit	Commitment Charges	Other Charges
\$589.10	0.00	\$127.08	0.00	0.00	0.00	0.00	\$-3.54	0.00	0.00

Total  **\$22,661.35**



Percentage of Total **9.06%**

BILATERAL

Principal	Interest Fee	Service Fee	Deferred Principal	Deferred Interest	Deferred Service Charge	Penalty Interest	Waiver/Credit	Commitment Charges	Other Charges
\$13,369.96	\$8,299.06	0.00	0.00	0.00	\$994.17	0.00	\$-1.84	0.00	0.00

EXIM BANK OF CHINA

Total  **0.00** | Percentage of Total **-----**

Principal	Interest Fee	Service Fee	Deferred Principal	Deferred Interest	Deferred Service Charge	Penalty Interest	Waiver/Credit	Commitment Charges	Other Charges
0.00	0.00	0.00	0.00	0.00	0.00	0.00	0.00	0.00	0.00



NIGERIA COMMUNICATION SATELLITE

Total  **0.00** | Percentage of Total **-----**

Principal	Interest Fee	Service Fee	Deferred Principal	Deferred Interest	Deferred Service Charge	Penalty Interest	Waiver/Credit	Commitment Charges	Other Charges
0.00	0.00	0.00	0.00	0.00	0.00	0.00	0.00	0.00	0.00

NIGERIA NATIONAL PUBLIC SECURITY COMM. SYS. PROJECT

Total  **0.00** | Percentage of Total **-----**


Principal	Interest Fee	Service Fee	Deferred Principal	Deferred Interest	Deferred Service Charge	Penalty Interest	Waiver/Credit	Commitment Charges	Other Charges
0.00	0.00	0.00	0.00	0.00	0.00	0.00	0.00	0.00	0.00

NIGERIA RAILWAY MODERNISATION PROJECT (IDU KADUNA SECTION)

Total  **0.00** | Percentage of Total **-----**

Principal	Interest Fee	Service Fee	Deferred Principal	Deferred Interest	Deferred Service Charge	Penalty Interest	Waiver/Credit	Commitment Charges	Other Charges
0.00	0.00	0.00	0.00	0.00	0.00	0.00	0.00	0.00	0.00

NIGERIA RAILWAY MODERNISATION PROJECT (LAGOS - IBADAN SECTION)

Total  **0.00** | Percentage of Total **-----**

Principal	Interest Fee	Service Fee	Deferred Principal	Deferred Interest	Deferred Service Charge	Penalty Interest	Waiver/Credit	Commitment Charges	Other Charges
0.00	0.00	0.00	0.00	0.00	0.00	0.00	0.00	0.00	0.00



NIGERIA ABUJA LIGHT RAIL PROJECT

Total  **0.00** | Percentage of Total **-----**

Principal	Interest Fee	Service Fee	Deferred Principal	Deferred Interest	Deferred Service Charge	Penalty Interest	Waiver/Credit	Commitment Charges	Other Charges
0.00	0.00	0.00	0.00	0.00	0.00	0.00	0.00	0.00	0.00

NIGERIA ICT INFRASTRUCTURE BACKBONE PROJECT

Total  **0.00** | Percentage of Total **-----**

Principal	Interest Fee	Service Fee	Deferred Principal	Deferred Interest	Deferred Service Charge	Penalty Interest	Waiver/Credit	Commitment Charges	Other Charges
0.00	0.00	0.00	0.00	0.00	0.00	0.00	0.00	0.00	0.00

NIGERIA FOUR AIRPORT TERMINALS EXPANSION PROJECT

Total  **0.00** | Percentage of Total **-----**

Principal	Interest Fee	Service Fee	Deferred Principal	Deferred Interest	Deferred Service Charge	Penalty Interest	Waiver/Credit	Commitment Charges	Other Charges
0.00	0.00	0.00	0.00	0.00	0.00	0.00	0.00	0.00	0.00


NIGERIAN ZUNGERU HYDROELECTRIC PROJECT

Total  **0.00** | Percentage of Total **-----**

Principal	Interest Fee	Service Fee	Deferred Principal	Deferred Interest	Deferred Service Charge	Penalty Interest	Waiver/Credit	Commitment Charges	Other Charges
0.00	0.00	0.00	0.00	0.00	0.00	0.00	0.00	0.00	0.00



NIGERIAN REHABILITATION AND UPGRADING OF ABUJA-KEFFI-MAKURDI ROAD PROJECT

Total  **0.00** | Percentage of Total **-----**

Principal	Interest Fee	Service Fee	Deferred Principal	Deferred Interest	Deferred Service Charge	Penalty Interest	Waiver/Credit	Commitment Charges	Other Charges
0.00	0.00	0.00	0.00	0.00	0.00	0.00	0.00	0.00	0.00

EXIM BANK OF INDIA

Total  **0.00** | Percentage of Total **-----**

Principal	Interest Fee	Service Fee	Deferred Principal	Deferred Interest	Deferred Service Charge	Penalty Interest	Waiver/Credit	Commitment Charges	Other Charges
0.00	0.00	0.00	0.00	0.00	0.00	0.00	0.00	0.00	0.00

FRENCH DEVELOPMENT AGENCY

Total  **\$9,059.28** | Percentage of Total **-----**

Principal	Interest Fee	Service Fee	Deferred Principal	Deferred Interest	Deferred Service Charge	Penalty Interest	Waiver/Credit	Commitment Charges	Other Charges
\$3,846.15	\$4,220.80	0.00	0.00	0.00	\$994.17	0.00	\$-1.84	0.00	0.00

JICA

Total  **0.00** | Percentage of Total **-----**

Principal	Interest Fee	Service Fee	Deferred Principal	Deferred Interest	Deferred Service Charge	Penalty Interest	Waiver/Credit	Commitment Charges	Other Charges
0.00	0.00	0.00	0.00	0.00	0.00	0.00	0.00	0.00	0.00




KFW

Total  **\$13,602.07** | Percentage of Total **-----**

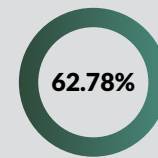
Principal	Interest Fee	Service Fee	Deferred Principal	Deferred Interest	Deferred Service Charge	Penalty Interest	Waiver/Credit	Commitment Charges	Other Charges
\$9,523.81	\$4,078.26	0.00	0.00	0.00	0.00	0.00	0.00	0.00	0.00

Total

 **\$157,012.17**




Percentage of Total



COMMERCIAL

Principal	Interest Fee	Service Fee	Deferred Principal	Deferred Interest	Deferred Service Charge	Penalty Interest	Waiver/Credit	Commitment Charges	Other Charges
0.00	\$157,012.17	0.00	0.00	0.00	0.00	0.00	0.00	0.00	0.00

Total

 **\$148,574.67**



Percentage of Total



EUROBONDS

Principal	Interest Fee	Service Fee	Deferred Principal	Deferred Interest	Deferred Service Charge	Penalty Interest	Waiver/Credit	Commitment Charges	Other Charges
0.00	\$148,574.67	0.00	0.00	0.00	0.00	0.00	0.00	0.00	0.00

5.125% EUROBOND 2018

Total  **0.00** | Percentage of Total **-----**

Principal	Interest Fee	Service Fee	Deferred Principal	Deferred Interest	Deferred Service Charge	Penalty Interest	Waiver/Credit	Commitment Charges	Other Charges
0.00	0.00	0.00	0.00	0.00	0.00	0.00	0.00	0.00	0.00



6.75% EUROBOND 2021

Total  **\$16,875.00** | Percentage of Total **-----**

Principal	Interest Fee	Service Fee	Deferred Principal	Deferred Interest	Deferred Service Charge	Penalty Interest	Waiver/Credit	Commitment Charges	Other Charges
0.00	\$16,875.00	0.00	0.00	0.00	0.00	0.00	0.00	0.00	0.00

6.375% EUROBOND 2023

Total  **\$15,940.00** | Percentage of Total **-----**


Principal	Interest Fee	Service Fee	Deferred Principal	Deferred Interest	Deferred Service Charge	Penalty Interest	Waiver/Credit	Commitment Charges	Other Charges
0.00	\$15,940.00	0.00	0.00	0.00	0.00	0.00	0.00	0.00	0.00

7.875% EUROBOND 2032

Total  **\$59,062.50** | Percentage of Total **-----**

Principal	Interest Fee	Service Fee	Deferred Principal	Deferred Interest	Deferred Service Charge	Penalty Interest	Waiver/Credit	Commitment Charges	Other Charges
0.00	\$59,062.50	0.00	0.00	0.00	0.00	0.00	0.00	0.00	0.00

7.625% EUROBOND 2047

Total  **\$57,187.50** | Percentage of Total **-----**

Principal	Interest Fee	Service Fee	Deferred Principal	Deferred Interest	Deferred Service Charge	Penalty Interest	Waiver/Credit	Commitment Charges	Other Charges
0.00	\$57,187.50	0.00	0.00	0.00	0.00	0.00	0.00	0.00	0.00



6.5% EUROBOND 2027

Total  **\$48,750.00** | Percentage of Total **-----**

Principal	Interest Fee	Service Fee	Deferred Principal	Deferred Interest	Deferred Service Charge	Penalty Interest	Waiver/Credit	Commitment Charges	Other Charges
0.00	\$48,750.00	0.00	0.00	0.00	0.00	0.00	0.00	0.00	0.00

7.625% EUROBOND 2025

Total  **\$42,637.17** | Percentage of Total **-----**

Principal	Interest Fee	Service Fee	Deferred Principal	Deferred Interest	Deferred Service Charge	Penalty Interest	Waiver/Credit	Commitment Charges	Other Charges
0.00	\$42,637.17	0.00	0.00	0.00	0.00	0.00	0.00	0.00	0.00

8.747% EUROBOND 2031

Total  **0.00** | Percentage of Total **-----**

Principal	Interest Fee	Service Fee	Deferred Principal	Deferred Interest	Deferred Service Charge	Penalty Interest	Waiver/Credit	Commitment Charges	Other Charges
0.00	0.00	0.00	0.00	0.00	0.00	0.00	0.00	0.00	0.00

7.696% EUROBOND 2038

Total  **0.00** | Percentage of Total **-----**

Principal	Interest Fee	Service Fee	Deferred Principal	Deferred Interest	Deferred Service Charge	Penalty Interest	Waiver/Credit	Commitment Charges	Other Charges
0.00	0.00	0.00	0.00	0.00	0.00	0.00	0.00	0.00	0.00



9.248% EUROBOND 2049

Total  **0.00** | Percentage of Total **-----**

Principal	Interest Fee	Service Fee	Deferred Principal	Deferred Interest	Deferred Service Charge	Penalty Interest	Waiver/Credit	Commitment Charges	Other Charges
0.00	0.00	0.00	0.00	0.00	0.00	0.00	0.00	0.00	0.00

7.143% EUROBOND 2030

Total  **0.00** | Percentage of Total **-----**

Principal	Interest Fee	Service Fee	Deferred Principal	Deferred Interest	Deferred Service Charge	Penalty Interest	Waiver/Credit	Commitment Charges	Other Charges
0.00	0.00	0.00	0.00	0.00	0.00	0.00	0.00	0.00	0.00

Total



\$8,437.50



DIASPORA BOND

Percentage of Total



Principal	Interest Fee	Service Fee	Deferred Principal	Deferred Interest	Deferred Service Charge	Penalty Interest	Waiver/Credit	Commitment Charges	Other Charges
0.00	\$8,437.50	0.00	0.00	0.00	0.00	0.00	0.00	0.00	0.00

5.625% DIASPORA BOND 2022

Total  **\$8,437.50** | Percentage of Total **-----**

Principal	Interest Fee	Service Fee	Deferred Principal	Deferred Interest	Deferred Service Charge	Penalty Interest	Waiver/Credit	Commitment Charges	Other Charges
0.00	\$8,437.50	0.00	0.00	0.00	0.00	0.00	0.00	0.00	0.00

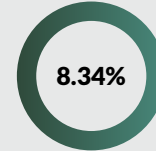


Total
\$20,859.63



OTHERS

Percentage of Total



Principal	Interest Fee	Service Fee	Deferred Principal	Deferred Interest	Deferred Service Charge	Penalty Interest	Waiver/Credit	Commitment Charges	Other Charges
0.00	\$20,859.63	0.00	0.00	0.00	0.00	0.00	0.00	0.00	0.00

AGENCY FEES



Total

0.00

Percentage of Total

Principal	Interest Fee	Service Fee	Deferred Principal	Deferred Interest	Deferred Service Charge	Penalty Interest	Waiver/Credit	Commitment Charges	Other Charges
0.00	0.00	0.00	0.00	0.00	0.00	0.00	0.00	0.00	0.00

OIL WARRANT



Total

\$20,859.63

Percentage of Total

Principal	Interest Fee	Service Fee	Deferred Principal	Deferred Interest	Deferred Service Charge	Penalty Interest	Waiver/Credit	Commitment Charges	Other Charges
0.00	\$20,859.63	0.00	0.00	0.00	0.00	0.00	0.00	0.00	0.00



Total

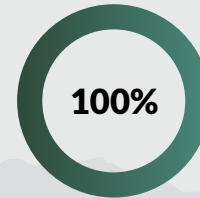


\$250,099.84



TOTAL


Percentage of Total



Principal	Interest Fee	Service Fee	Deferred Principal	Deferred Interest
\$44,165.53	\$194,305.03	\$10,200.78	\$18.75	\$0.59
Deferred Service Charge	Penalty Interest	Waiver/Credit	Commitment Charges	Other Charges
\$1,295.78	0.00	\$-226.69	\$340.07	0.00

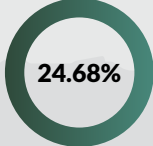


NIGERIA'S ACTUAL EXTERNAL DEBT SERVICE PAYMENTS IN JAN - DEC, 2019

Total

\$329,139.46



MULTILATERAL

Percentage of Total

24.68%

Principal	Interest Fee	Service Fee	Deferred Principal	Deferred Interest	Deferred Service Charge	Penalty Interest	Waiver/Credit	Commitment Charges	Other Charges
\$182,083.58	\$80,141.99	\$63,160.68	\$18.75	\$1,089.39	\$614.95	----	\$(1,939.71)	\$3,148.66	\$821.16

IBRD

Total


\$8,398.94

Percentage of Total

Principal	Interest Fee	Service Fee	Deferred Principal	Deferred Interest	Deferred Service Charge	Penalty Interest	Waiver/Credit	Commitment Charges	Other Charges
0.00	\$7,913.32	0.00	0.00	\$485.63	0.00	0.00	0.00	0.00	0.00

A.D.B

Total


\$60,013.38

Percentage of Total

Principal	Interest Fee	Service Fee	Deferred Principal	Deferred Interest	Deferred Service Charge	Penalty Interest	Waiver/Credit	Commitment Charges	Other Charges
\$20,000.00	\$39,143.95	0.00	\$2.05	0.00	\$301.61	0.00	0.00	\$190.78	\$375.00

IFAD

Total


\$11,028.98

Percentage of Total

Principal	Interest Fee	Service Fee	Deferred Principal	Deferred Interest	Deferred Service Charge	Penalty Interest	Waiver/Credit	Commitment Charges	Other Charges
\$7,995.47	\$3,257.91	0.00	0.00	0.00	0.00	0.00	\$(368.24)	\$143.84	0.00



A.D.F

Total  **\$11,410.14** | Percentage of Total **-----**

Principal	Interest Fee	Service Fee	Deferred Principal	Deferred Interest	Deferred Service Charge	Penalty Interest	Waiver/Credit	Commitment Charges	Other Charges
\$4,140.70	\$5,742.34	0.00	0.00	0.00	0.00	0.00	0.00	\$1,527.11	0.00

AGTF

Total  **\$241.11** | Percentage of Total **-----**

Principal	Interest Fee	Service Fee	Deferred Principal	Deferred Interest	Deferred Service Charge	Penalty Interest	Waiver/Credit	Commitment Charges	Other Charges
-----	\$75.00	0.00	0.00	0.00	0.00	0.00	0.00	\$41.11	\$125.00

IDA

Total  **\$230,332.84** | Percentage of Total **-----**

Principal	Interest Fee	Service Fee	Deferred Principal	Deferred Interest	Deferred Service Charge	Penalty Interest	Waiver/Credit	Commitment Charges	Other Charges
\$143,397.66	\$23,281.28	\$62,751.79	\$16.70	\$573.88	\$313.35	0.00	\$(1,247.67)	\$1,245.83	0.00

EDF

Total  **\$5,537.97** | Percentage of Total **-----**

Principal	Interest Fee	Service Fee	Deferred Principal	Deferred Interest	Deferred Service Charge	Penalty Interest	Waiver/Credit	Commitment Charges	Other Charges
\$4,757.59	\$728.20	\$22.29	0.00	\$29.88	0.00	0.00	0.00	0.00	0.00



BADEA

Total  **\$(0.15)** | Percentage of Total **-----**

Principal	Interest Fee	Service Fee	Deferred Principal	Deferred Interest	Deferred Service Charge	Penalty Interest	Waiver/Credit	Commitment Charges	Other Charges
0.00	0.00	0.00	0.00	0.00	0.00	0.00	\$(0.15)	0.00	0.00

IDB

Total  **\$2,176.25** | Percentage of Total **-----**

Principal	Interest Fee	Service Fee	Deferred Principal	Deferred Interest	Deferred Service Charge	Penalty Interest	Waiver/Credit	Commitment Charges	Other Charges
\$1,792.15	0.00	\$386.59	0.00	0.00	0.00	0.00	\$(323.65)	0.00	\$321.16

Total  **\$174,858.78** | Percentage of Total **13.11%**

BILATERAL

Principal	Interest Fee	Service Fee	Deferred Principal	Deferred Interest	Deferred Service Charge	Penalty Interest	Waiver/Credit	Commitment Charges	Other Charges
\$86,408.42	\$80,203.27	0.00	0.00	0.00	\$994.17	0.00	\$-2.12	\$7,250.67	\$4.37

EXIM BANK OF CHINA

Total  **\$138,767.54** | Percentage of Total **-----**

Principal	Interest Fee	Service Fee	Deferred Principal	Deferred Interest	Deferred Service Charge	Penalty Interest	Waiver/Credit	Commitment Charges	Other Charges
\$69,192.30	\$63,638.52	0.00	0.00	0.00	0.00	0.00	0.00	\$5,936.72	0.00



NIGERIA COMMUNICATION SATELLITE

Total  ----- | Percentage of Total -----

Principal	Interest Fee	Service Fee	Deferred Principal	Deferred Interest	Deferred Service Charge	Penalty Interest	Waiver/Credit	Commitment Charges	Other Charges
0.00	0.00	0.00	0.00	0.00	0.00	0.00	0.00	0.00	0.00

NIGERIA NATIONAL PUBLIC SECURITY COMM. SYS. PROJECT

Total  **\$39,881.70** | Percentage of Total -----

Principal	Interest Fee	Service Fee	Deferred Principal	Deferred Interest	Deferred Service Charge	Penalty Interest	Waiver/Credit	Commitment Charges	Other Charges
\$30,730.76	\$9,150.94	0.00	0.00	0.00	0.00	0.00	0.00	0.00	0.00

NIGERIA RAILWAY MODERNISATION PROJECT (IDU KADUNA SECTION)

Total  **\$49,914.53** | Percentage of Total -----

Principal	Interest Fee	Service Fee	Deferred Principal	Deferred Interest	Deferred Service Charge	Penalty Interest	Waiver/Credit	Commitment Charges	Other Charges
\$38,461.54	\$11,452.99	0.00	0.00	0.00	0.00	0.00	0.00	0.00	0.00


NIGERIA RAILWAY MODERNISATION PROJECT (LAGOS - IBADAN SECTION)

Total  **\$12,673.58** | Percentage of Total -----

Principal	Interest Fee	Service Fee	Deferred Principal	Deferred Interest	Deferred Service Charge	Penalty Interest	Waiver/Credit	Commitment Charges	Other Charges
0.00	\$10,021.39	0.00	0.00	0.00	0.00	0.00	0.00	\$2,652.19	0.00



NIGERIA ABUJA LIGHT RAIL PROJECT

Total  **\$11,655.26** | Percentage of Total **-----**

Principal	Interest Fee	Service Fee	Deferred Principal	Deferred Interest	Deferred Service Charge	Penalty Interest	Waiver/Credit	Commitment Charges	Other Charges
0.00	\$11,566.71	0.00	0.00	0.00	0.00	0.00	0.00	\$88.55	0.00

NIGERIA ICT INFRASTRUCTURE BACKBONE PROJECT

Total  **\$2,411.33** | Percentage of Total **-----**

Principal	Interest Fee	Service Fee	Deferred Principal	Deferred Interest	Deferred Service Charge	Penalty Interest	Waiver/Credit	Commitment Charges	Other Charges
0.00	\$2,400.60	0.00	0.00	0.00	0.00	0.00	0.00	\$10.73	0.00

NIGERIA FOUR AIRPORT TERMINALS EXPANSION PROJECT

Total  **\$10,069.69** | Percentage of Total **-----**

Principal	Interest Fee	Service Fee	Deferred Principal	Deferred Interest	Deferred Service Charge	Penalty Interest	Waiver/Credit	Commitment Charges	Other Charges
0.00	\$9,843.27	0.00	0.00	0.00	0.00	0.00	0.00	\$226.42	0.00

NIGERIAN ZUNGERU HYDROELECTRIC PROJECT

Total  **\$9,986.75** | Percentage of Total **-----**

Principal	Interest Fee	Service Fee	Deferred Principal	Deferred Interest	Deferred Service Charge	Penalty Interest	Waiver/Credit	Commitment Charges	Other Charges
0.00	\$8,324.18	0.00	0.00	0.00	0.00	0.00	0.00	\$1,662.57	0.00



NIGERIAN REHABILITATION AND UPGRADING OF ABUJA-KEFFI-MAKURDI ROAD PROJECT

Total  **\$2,174.69** | Percentage of Total **-----**

Principal	Interest Fee	Service Fee	Deferred Principal	Deferred Interest	Deferred Service Charge	Penalty Interest	Waiver/Credit	Commitment Charges	Other Charges
0.00	\$878.44	0.00	0.00	0.00	0.00	0.00	0.00	\$1,296.25	0.00

EXIM BANK OF INDIA

Total  **\$609.87** | Percentage of Total **-----**

Principal	Interest Fee	Service Fee	Deferred Principal	Deferred Interest	Deferred Service Charge	Penalty Interest	Waiver/Credit	Commitment Charges	Other Charges
0.00	\$438.32	0.00	0.00	0.00	0.00	0.00	0.00	\$171.55	0.00

FRENCH DEVELOPMENT AGENCY

Total  **\$17,715.12** | Percentage of Total **-----**

Principal	Interest Fee	Service Fee	Deferred Principal	Deferred Interest	Deferred Service Charge	Penalty Interest	Waiver/Credit	Commitment Charges	Other Charges
\$7,692.31	\$7,907.24	0.00	0.00	0.00	\$994.17	0.00	\$-1.84	\$1,123.24	0.00

JICA

Total  **-----** | Percentage of Total **-----**

Principal	Interest Fee	Service Fee	Deferred Principal	Deferred Interest	Deferred Service Charge	Penalty Interest	Waiver/Credit	Commitment Charges	Other Charges
0.00	0.00	0.00	0.00	0.00	0.00	0.00	0.00	0.00	0.00



KFW

Total  **\$17,766.25** | Percentage of Total **-----**

Principal	Interest Fee	Service Fee	Deferred Principal	Deferred Interest	Deferred Service Charge	Penalty Interest	Waiver/Credit	Commitment Charges	Other Charges
\$9,523.81	\$8,219.19	0.00	0.00	0.00	0.00	0.00	\$-0.28	\$19.16	\$4.37

Total

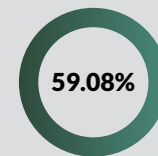


\$787,820.17

Percentage of Total



COMMERCIAL



Principal	Interest Fee	Service Fee	Deferred Principal	Deferred Interest	Deferred Service Charge	Penalty Interest	Waiver/Credit	Commitment Charges	Other Charges
0.00	\$787,820.17	0.00	0.00	0.00	0.00	0.00	0.00	0.00	0.00

Total



\$770,945.17

Percentage of Total



EUROBONDS



Principal	Interest Fee	Service Fee	Deferred Principal	Deferred Interest	Deferred Service Charge	Penalty Interest	Waiver/Credit	Commitment Charges	Other Charges
0.00	\$770,945.17	0.00	0.00	0.00	0.00	0.00	0.00	0.00	0.00

5.125% EUROBOND 2018

Total  **-----** | Percentage of Total **-----**

Principal	Interest Fee	Service Fee	Deferred Principal	Deferred Interest	Deferred Service Charge	Penalty Interest	Waiver/Credit	Commitment Charges	Other Charges
0.00	0.00	0.00	0.00	0.00	0.00	0.00	0.00	0.00	0.00



6.75% EUROBOND 2021

Total  **\$33,750.00** | Percentage of Total **-----**

Principal	Interest Fee	Service Fee	Deferred Principal	Deferred Interest	Deferred Service Charge	Penalty Interest	Waiver/Credit	Commitment Charges	Other Charges
0.00	\$33,750.00	0.00	0.00	0.00	0.00	0.00	0.00	0.00	0.00

6.375% EUROBOND 2023

Total  **\$31,880.00** | Percentage of Total **-----**

Principal	Interest Fee	Service Fee	Deferred Principal	Deferred Interest	Deferred Service Charge	Penalty Interest	Waiver/Credit	Commitment Charges	Other Charges
0.00	\$31,880.00	0.00	0.00	0.00	0.00	0.00	0.00	0.00	0.00

7.875% EUROBOND 2032

Total  **\$118,125.00** | Percentage of Total **-----**

Principal	Interest Fee	Service Fee	Deferred Principal	Deferred Interest	Deferred Service Charge	Penalty Interest	Waiver/Credit	Commitment Charges	Other Charges
0.00	\$118,125.00	0.00	0.00	0.00	0.00	0.00	0.00	0.00	0.00

7.625% EUROBOND 2047

Total  **\$114,375.00** | Percentage of Total **-----**

Principal	Interest Fee	Service Fee	Deferred Principal	Deferred Interest	Deferred Service Charge	Penalty Interest	Waiver/Credit	Commitment Charges	Other Charges
0.00	\$114,375.00	0.00	0.00	0.00	0.00	0.00	0.00	0.00	0.00



6.5% EUROBOND 2027

Total  **\$97,500.00** | Percentage of Total **-----**

Principal	Interest Fee	Service Fee	Deferred Principal	Deferred Interest	Deferred Service Charge	Penalty Interest	Waiver/Credit	Commitment Charges	Other Charges
0.00	\$97,500.00	0.00	0.00	0.00	0.00	0.00	0.00	0.00	0.00

7.143% EUROBOND 2030

Total  **\$89,287.50** | Percentage of Total **-----**

Principal	Interest Fee	Service Fee	Deferred Principal	Deferred Interest	Deferred Service Charge	Penalty Interest	Waiver/Credit	Commitment Charges	Other Charges
0.00	\$89,287.50	0.00	0.00	0.00	0.00	0.00	0.00	0.00	0.00

7.696% EUROBOND 2038

Total  **\$96,200.00** | Percentage of Total **-----**

Principal	Interest Fee	Service Fee	Deferred Principal	Deferred Interest	Deferred Service Charge	Penalty Interest	Waiver/Credit	Commitment Charges	Other Charges
0.00	\$96,200.00	0.00	0.00	0.00	0.00	0.00	0.00	0.00	0.00

7.625% EUROBOND 2025

Total  **\$85,274.34** | Percentage of Total **-----**

Principal	Interest Fee	Service Fee	Deferred Principal	Deferred Interest	Deferred Service Charge	Penalty Interest	Waiver/Credit	Commitment Charges	Other Charges
0.00	\$85,274.34	0.00	0.00	0.00	0.00	0.00	0.00	0.00	0.00



8.747% EUROBOND 2031

Total  **\$58,313.33** | Percentage of Total **-----**

Principal	Interest Fee	Service Fee	Deferred Principal	Deferred Interest	Deferred Service Charge	Penalty Interest	Waiver/Credit	Commitment Charges	Other Charges
0.00	\$58,313.33	0.00	0.00	0.00	0.00	0.00	0.00	0.00	0.00

9.248% EUROBOND 2049

Total  **\$46,240.00** | Percentage of Total **-----**

Principal	Interest Fee	Service Fee	Deferred Principal	Deferred Interest	Deferred Service Charge	Penalty Interest	Waiver/Credit	Commitment Charges	Other Charges
0.00	\$46,240.00	0.00	0.00	0.00	0.00	0.00	0.00	0.00	0.00

Total



\$16,875.00



DIASPORA BOND

Percentage of Total



Principal	Interest Fee	Service Fee	Deferred Principal	Deferred Interest	Deferred Service Charge	Penalty Interest	Waiver/Credit	Commitment Charges	Other Charges
0.00	\$16,875.00	0.00	0.00	0.00	0.00	0.00	0.00	0.00	0.00

5.625% DIASPORA BOND 2022

Total  **\$16,875.00** | Percentage of Total **-----**

Principal	Interest Fee	Service Fee	Deferred Principal	Deferred Interest	Deferred Service Charge	Penalty Interest	Waiver/Credit	Commitment Charges	Other Charges
0.00	\$16,875.00	0.00	0.00	0.00	0.00	0.00	0.00	0.00	0.00



Total
\$41,719.26



OTHERS

Percentage of Total



Principal	Interest Fee	Service Fee	Deferred Principal	Deferred Interest	Deferred Service Charge	Penalty Interest	Waiver/Credit	Commitment Charges	Other Charges
0.00	\$41,719.26	0.00	0.00	0.00	0.00	0.00	0.00	0.00	0.00

AGENCY FEES



Total

0.00

Percentage of Total

Principal	Interest Fee	Service Fee	Deferred Principal	Deferred Interest	Deferred Service Charge	Penalty Interest	Waiver/Credit	Commitment Charges	Other Charges
0.00	0.00	0.00	0.00	0.00	0.00	0.00	0.00	0.00	0.00

OIL WARRANT



Total

\$41,719.26

Percentage of Total

Principal	Interest Fee	Service Fee	Deferred Principal	Deferred Interest	Deferred Service Charge	Penalty Interest	Waiver/Credit	Commitment Charges	Other Charges
0.00	\$41,719.26	0.00	0.00	0.00	0.00	0.00	0.00	0.00	0.00



Total

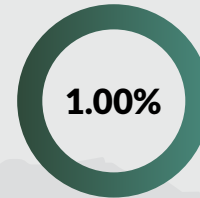


\$1,333,537.66



TOTAL

Percentage of Total



Principal	Interest Fee	Service Fee	Deferred Principal	Deferred Interest
\$268,492.00	\$989,884.69	\$63,160.68	\$18.75	\$1,089.39
Deferred Service Charge	Penalty Interest	Waiver/Credit	Commitment Charges	Other Charges
\$1,609.12	0.00	\$-1,941.83	\$10,399.34	\$825.53


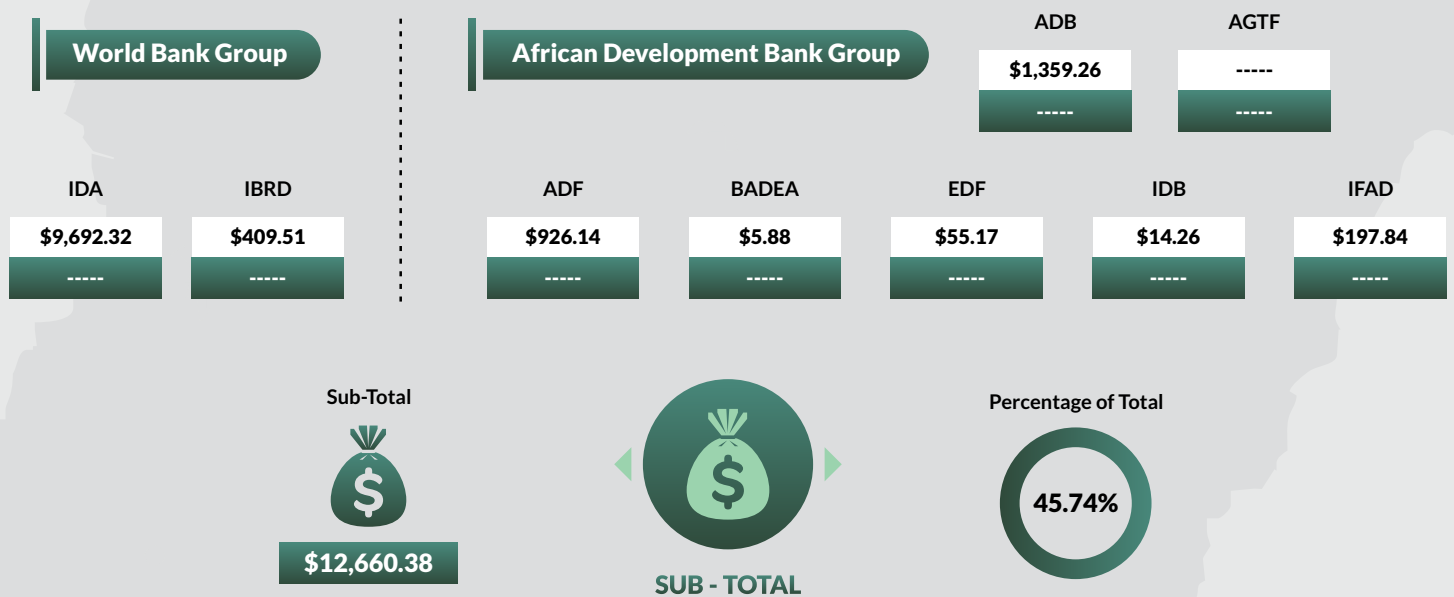


NIGERIA'S EXTERNAL DEBT STOCK AS AT DECEMBER 31, 2019


('million)



MULTILATERAL



BILATERAL





('million)



COMMERCIAL

EUROBONDS

\$10,868.35

DIASPORA BOND

\$300.00

Sub-Total

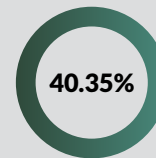


\$11,168.35



SUB - TOTAL

Percentage of Total



GRAND TOTAL



\$27,676.14

Percentage of Total



METHODOLOGY

Data is supplied administratively by the Debt Management Office, Nigeria and verified and validated by the National Bureau of Statistics, Nigeria.

NIGERIA'S TOTAL PUBLIC DEBT PORTFOLIO AS AT DECEMBER 31, 2019

	Debt Category	Amount Outstanding (US\$'M)	Amount Outstanding (N'M)	% of Total
A.	Total External Debt	27,676.14	9,022,421.64	32.93%
	FGN Only	23,111.27	7,534,274.02	27.50%
	States & FCT	4,564.87	1,488,147.62	5.43%
B.	Total Domestic Debt	56,377.18	18,378,959.65	67.07%
	FGN Only	43,781.12	14,272,644.79	52.09%
	States & FCT	12,596.06	4,106,314.86	14.99%
C.	Total Public Debt(A+B)	84,053.32	27,401,381.29	100%

Public Debt Stock - External and Domestic Debt of the FGN, States and FCT as at September 30, 2019				Analysis of Percentage Increase of Nigeria's Public Debt Q4 & Q3, 2019	
Debt Category	Amount Outstanding (US\$'M)	Amount Outstanding (N'M)	% of Total	USD	NGN
Total External Debt	26,941.50	8,271,040.50	31.55%	2.73%	9.08%
FGN Only	22,666.83	6,958,716.81	26.54%	1.96%	8.27%
States & FCT	4,274.67	1,312,323.69	5.01%	6.79%	13.40%
Total Domestic Debt	58,449.32	17,943,940.63	68.45%	-3.55%	2.42%
FGN Only	45,281.91	13,901,546.03	53.03%	-3.31%	2.67%
States & FCT	13,167.41	4,042,394.60	15.42%	-4.34%	1.58%
Total Public Debt(A+B)	85,390.82	26,214,981.13	100%	-1.57%	4.53%

Notes:					
i. Domestic Debt Stock for Thirty-Three (33) States, (Abia, Adamawa, Anambra, Akwa-Ibom, Bauchi, Bayelsa, Benue, Cross River, Delta, Ebonyi, Edo, Ekiti, Enugu, Gombe, Imo, Jigawa, Kaduna, Kano, Kebbi, Kogi, Kwara, Lagos, Nassarawa, Niger, Ogun, Ondo, Osun, Oyo, Plateau, Sokoto, Taraba, Yobe, Zamfara and FCT) are as at December 31, 2019, while, Domestic Debt Stock Figures for Borno State was as at September 30, 2019, Katsina State was at June 30, 2019, and for Rivers State was at December 31, 2018.					
ii. CBN Official Exchange Rate of US\$1 to NGN326 as at December 31, 2019 was used in converting the Domestic Debts to USD.					

Nigeria's External Debt Stock as at December 31, 2019

in Millions of USD

Category	Outstanding Debt	Percentage of Total
MULTILATERAL		
World Bank Group		
IDA	9,692.32	
IBRD	409.51	
African Development Bank Group		
ADB	1,359.26	
AGTF	-	
ADF	926.14	
BADEA	5.88	
EDF	55.17	
IDB	14.26	
IFAD	197.84	
SUB-TOTAL	12,660.38	45.74%
BILATERAL		
China (Exim Bank of China)	3,175.12	
France (AFD)	361.75	
Japan (JICA)	76.13	
India (Exim Bank of India)	32.14	
Germany (KFW)	202.27	
SUB-TOTAL	3,847.41	13.90%
COMMERCIAL		
EUROBONDS	10,868.35	
DIASPORA BOND	300.00	
SUB-TOTAL	11,168.35	40.35%
GRAND TOTAL	27,676.14	100.00%

STATES, FCT AND FEDERAL GOVERNMENTS' EXTERNAL DEBT STOCK AS AT 31ST DECEMBER, 2019

S/No	States and FGN	Multilateral	Bilateral (AFD)	Bilateral (CHINA EXIM BANK, JICA, INDIA, KFW)	Commercial	Total
		USD	USD	USD	Eurobonds & Diaspora Bonds USD	USD
1	Abia	96,590,580.32	-	-	-	96,590,580.32
2	Adamawa	102,260,507.99	6,500,000.00	-	-	108,760,507.99
3	Akwa Ibom	47,975,832.57	-	-	-	47,975,832.57
4	Anambra	108,082,910.62	-	-	-	108,082,910.62
5	Bauchi	133,895,440.95	-	-	-	133,895,440.95
6	Bayelsa	59,551,021.22	-	-	-	59,551,021.22
7	Benue	33,423,734.61	-	-	-	33,423,734.61
8	Borno	17,108,647.74	-	-	-	17,108,647.74
9	Cross River	146,602,110.12	43,900,000.00	18,458,349.16	-	208,960,459.28
10	Delta	62,529,421.13	-	-	-	62,529,421.13
11	Ebonyi	65,195,266.98	-	-	-	65,195,266.98
12	Edo	275,926,866.86	-	-	-	275,926,866.86
13	Ekiti	102,969,866.22	-	-	-	102,969,866.22
14	Enugu	117,509,342.53	6,500,000.00	-	-	124,009,342.53
15	Gombe	36,367,707.14	-	-	-	36,367,707.14
16	Imo	57,762,458.04	7,000,000.00	-	-	64,762,458.04
17	Jigawa	30,951,433.08	-	-	-	30,951,433.08
18	Kaduna	541,103,168.16	-	13,678,734.10	-	554,781,902.26
19	Kano	65,741,619.39	3,369,600.00	-	-	69,111,219.39
20	Katsina	79,094,469.28	-	-	-	79,094,469.28
21	Kebbi	44,031,005.92	-	-	-	44,031,005.92
22	Kogi	30,505,748.28	-	-	-	30,505,748.28
23	Kwara	47,103,555.07	-	-	-	47,103,555.07
24	Lagos	1,263,899,372.32	132,291,538.46	-	-	1,396,190,910.78
25	Nassarawa	57,988,645.44	-	-	-	57,988,645.44
26	Niger	57,492,024.65	12,500,000.00	-	-	69,992,024.65
27	Ogun	95,609,253.25	5,000,000.00	-	-	100,609,253.25
28	Ondo	77,810,320.85	5,000,000.00	-	-	82,810,320.85
29	Osun	83,246,086.29	12,245,989.00	-	-	95,492,075.29
30	Oyo	100,197,001.10	-	-	-	100,197,001.10
31	Plateau	27,971,563.18	5,000,000.00	-	-	32,971,563.18
32	Rivers	78,427,671.72	-	-	-	78,427,671.72
33	Sokoto	37,805,958.76	-	-	-	37,805,958.76
34	Taraba	20,933,475.15	-	-	-	20,933,475.15
35	Yobe	26,819,652.57	-	-	-	26,819,652.57
36	Zamfara	32,505,220.21	-	-	-	32,505,220.21
37	FCT	30,436,592.62	-	-	-	30,436,592.62
	Sub-Total State & FCT	4,293,425,552.33	239,307,127.46	32,137,083.26	-	4,564,869,763.05
	FGN	8,366,951,950.67	122,443,553.54	3,453,518,850.04	11,168,352,000.00	23,111,266,354.25
	Grand Total	12,660,377,503.00	361,750,681.00	3,485,655,933.30	11,168,352,000.00	27,676,136,117.30
Percentage of States & FCT to Grand Total						16%
Percentage of FGN to Grand Total						84%

NIGERIA'S ACTUAL EXTERNAL DEBT SERVICE PAYMENTS IN FOURTH QUARTER, 2019 IN THOUSANDS OF USD

Category	Principal	Interest Fee	Service Fee	Deferred Principal	Deferred Interest	Deferred Service Charge	Penalty Interest	Waiver/Credit	Commitment Charges	Other Charges	Total	Percentage of Total
MULTILATERAL	30,795.57	8,134.17	10,200.78	18.75	0.59	301.61	-	(224.85)	340.07	-	49,566.69	19.82%
IBRD	0.00	0.00	0.00	0.00	0.00	0.00	0.00	0.00	0.00	0.00	-	
A.D.B	0.00	4,476.24	0.00	2.05	0.00	301.61	0.00	0.00	0.00	0.00	4,779.89	
IFAD	0.00	117.92	0.00	0.00	0.00	0.00	0.00	0.00	0.00	0.00	117.92	
A.D.F	0.00	298.95	0.00	0.00	0.00	0.00	0.00	0.00	298.96	0.00	597.92	
AGTF	0.00	0.00	0.00	0.00	0.00	0.00	0.00	0.00	41.11	0.00	41.11	
IDA	28,923.80	2,870.76	10,051.42	16.70	0.59	0.00	0.00	-221.23	0.00	0.00	41,642.04	
EDF	1,282.66	340.88	22.29	0.00	0.00	0.00	0.00	0.00	0.00	0.00	1,645.83	
BADEA	0.00	29.41	0.00	0.00	0.00	0.00	0.00	-0.07	0.00	0.00	29.34	
IDB	589.10	0.00	127.08	0.00	0.00	0.00	0.00	-3.54	0.00	0.00	712.64	
											-	
BILATERAL	13,369.96	8,299.06	0.00	0.00	0.00	994.17	0.00	-1.84	0.00	0.00	22,661.35	9.06%
EXIM Bank of China	0.00	0.00	0.00	0.00	0.00	0.00	0.00	0.00	0.00	0.00	-	
Nigeria Communication Satellite	0.00	0.00	0.00	0.00	0.00	0.00	0.00	0.00	0.00	0.00	-	
Nigeria National Public Security Comm. Sys. Project	0.00	0.00	0.00	0.00	0.00	0.00	0.00	0.00	0.00	0.00	-	
Nigeria Railway Modernisation Project (Idu Kaduna Section)	0.00	0.00	0.00	0.00	0.00	0.00	0.00	0.00	0.00	0.00	-	
Nigeria Railway Modernisation Project (Lagos - Ibadan Section)	0.00	0.00	0.00	0.00	0.00	0.00	0.00	0.00	0.00	0.00	-	
Nigeria Abuja Light Rail Project	0.00	0.00	0.00	0.00	0.00	0.00	0.00	0.00	0.00	0.00	-	
Nigeria ICT Infrastructure Backbone Project	0.00	0.00	0.00	0.00	0.00	0.00	0.00	0.00	0.00	0.00	-	
Nigeria Four Airport Terminals Expansion Project	0.00	0.00	0.00	0.00	0.00	0.00	0.00	0.00	0.00	0.00	-	
Nigerian Zungeru Hydroelectric Project	0.00	0.00	0.00	0.00	0.00	0.00	0.00	0.00	0.00	0.00	-	
Nigerian Rehabilitation and Upgrading of Abuja-Keffi-Makurdi Road Project	0.00	0.00	0.00	0.00	0.00	0.00	0.00	0.00	0.00	0.00	-	
EXIM Bank of India	0.00	0.00	0.00	0.00	0.00	0.00	0.00	0.00	0.00	0.00	-	
French Development Agency	3,846.15	4,220.80	0.00	0.00	0.00	994.17	0.00	-1.84	0.00	0.00	9,059.28	
JICA	0.00	0.00	0.00	0.00	0.00	0.00	0.00	0.00	0.00	0.00	-	
KFW	9,523.81	4,078.26	0.00	0.00	0.00	0.00	0.00	0.00	0.00	0.00	13,602.07	
											-	
COMMERCIAL	0.00	157,012.17	0.00	0.00	0.00	0.00	0.00	0.00	0.00	0.00	157,012.17	62.78%
EUROBONDS	0.00	148,574.67	0.00	0.00	0.00	0.00	0.00	0.00	0.00	0.00	148,574.67	
5.125% Eurobond 2018	0.00	0.00	0.00	0.00	0.00	0.00	0.00	0.00	0.00	0.00	-	
6.75% Eurobond 2021	0.00	0.00	0.00	0.00	0.00	0.00	0.00	0.00	0.00	0.00	-	
6.375% Eurobond 2023	0.00	0.00	0.00	0.00	0.00	0.00	0.00	0.00	0.00	0.00	-	
7.875% Eurobond 2032	0.00	0.00	0.00	0.00	0.00	0.00	0.00	0.00	0.00	0.00	-	
7.625% Eurobond 2047	0.00	57,187.50	0.00	0.00	0.00	0.00	0.00	0.00	0.00	0.00	57,187.50	
6.5% Eurobond 2027	0.00	48,750.00	0.00	0.00	0.00	0.00	0.00	0.00	0.00	0.00	48,750.00	
7.625% Eurobond 2025	0.00	42,637.17	0.00	0.00	0.00	0.00	0.00	0.00	0.00	0.00	42,637.17	
8.747% Eurobond 2031	0.00	0.00	0.00	0.00	0.00	0.00	0.00	0.00	0.00	0.00	-	
7.696% Eurobond 2038	0.00	0.00	0.00	0.00	0.00	0.00	0.00	0.00	0.00	0.00	-	
9.248% Eurobond 2049	0.00	0.00	0.00	0.00	0.00	0.00	0.00	0.00	0.00	0.00	-	
7.143% Eurobond 2030	0.00	0.00	0.00	0.00	0.00	0.00	0.00	0.00	0.00	0.00	-	
DIASPORA BOND	0.00	8,437.50	0.00	0.00	0.00	0.00	0.00	0.00	0.00	0.00	8,437.50	
5.625% Diaspora Bond 2022	0.00	8,437.50	0.00	0.00	0.00	0.00	0.00	0.00	0.00	0.00	8,437.50	
											-	
OTHERS	0.00	20,859.63	0.00	0.00	0.00	0.00	0.00	0.00	0.00	0.00	20,859.63	8.34%
Agency Fees	0.00	0.00	0.00	0.00	0.00	0.00	0.00	0.00	0.00	0.00	-	
OIL WARRANT	0.00	20,859.63	0.00	0.00	0.00	0.00	0.00	0.00	0.00	0.00	20,859.63	
TOTAL	44,165.53	194,305.03	10,200.78	18.75	0.59	1,295.78	0.00	-226.69	340.07	0.00	250,099.84	100%

NIGERIA'S ACTUAL EXTERNAL DEBT SERVICE PAYMENTS IN JANUARY - DECEMBER, 2019 IN THOUSANDS OF USD

Category	Principal	Interest Fee	Service Fee	Deferred Principal	Deferred Interest	Deferred Service Charge	Penalty Interest	Waiver/ Credit	Commitment Charges	Other Charges	Total	Percentage of Total
MULTILATERAL	182,083.58	80,141.99	63,160.68	18.75	1,089.39	614.95	-	(1,939.71)	3,148.66	821.16	329,139.46	24.68%
IBRD	0.00	7,913.32	0.00	0.00	485.63	0.00	0.00	0.00	0.00	0.00	8,398.94	
A.D.B	20,000.00	39,143.95	0.00	2.05	0.00	301.61	0.00	0.00	190.78	375.00	60,013.38	
IFAD	7,995.47	3,257.91	0.00	0.00	0.00	0.00	0.00	(368.24)	143.84	0.00	11,028.98	
A.D.F	4,140.70	5,742.34	0.00	0.00	0.00	0.00	0.00	0.00	1,527.11	0.00	11,410.14	
AGTF	-	75.00	0.00	0.00	0.00	0.00	0.00	0.00	41.11	125.00	241.11	
IDA	143,397.66	23,281.28	62,751.79	16.70	573.88	313.35	0.00	(1,247.67)	1,245.83	0.00	230,332.84	
EDF	4,757.59	728.20	22.29	0.00	29.88	0.00	0.00	0.00	0.00	0.00	5,537.97	
BADEA	0.00	0.00	0.00	0.00	0.00	0.00	0.00	(0.15)	0.00	0.00	(0.15)	
IDB	1,792.15	0.00	386.59	0.00	0.00	0.00	0.00	(323.65)	0.00	321.16	2,176.25	
BILATERAL	86,408.42	80,203.27	0.00	0.00	0.00	994.17	0.00	-2.12	7,250.67	4.37	174,858.78	13.11%
EXIM Bank of China	69,192.30	63,638.52	0.00	0.00	0.00	0.00	0.00	0.00	5,936.72	0.00	138,767.54	
Nigeria Communication Sattellite	0.00	0.00	0.00	0.00	0.00	0.00	0.00	0.00	0.00	0.00	-	
Nigeria National Public Security Comm. Sys. Project	30,730.76	9,150.94	0.00	0.00	0.00	0.00	0.00	0.00	0.00	0.00	39,881.70	
Nigeria Railway Modernisation Project (Idu Kaduna Section)	38,461.54	11,452.99	0.00	0.00	0.00	0.00	0.00	0.00	0.00	0.00	49,914.53	
Nigeria Railway Modernisation Project (Lagos - Ibadan Section)	0.00	10,021.39	0.00	0.00	0.00	0.00	0.00	0.00	2,652.19	0.00	12,673.58	
Nigeria Abuja Light Rail Project	0.00	11,566.71	0.00	0.00	0.00	0.00	0.00	0.00	88.55	0.00	11,655.26	
Nigeria ICT Infrastructure Backbone Project	0.00	2,400.60	0.00	0.00	0.00	0.00	0.00	0.00	10.73	0.00	2,411.33	
Nigeria Four Airport Terminals Expansion Project	0.00	9,843.27	0.00	0.00	0.00	0.00	0.00	0.00	226.42	0.00	10,069.69	
Nigerian Zungeru Hydroelectric Project	0.00	8,324.18	0.00	0.00	0.00	0.00	0.00	0.00	1,662.57	0.00	9,986.75	
Nigerian Rehabilitation and Upgrading of Abuja-Keffi-Makurdi Road Project	0.00	878.44	0.00	0.00	0.00	0.00	0.00	0.00	1,296.25	0.00	2,174.69	
EXIM Bank of India	0.00	438.32	0.00	0.00	0.00	0.00	0.00	0.00	171.55	0.00	609.87	
French Development Agency	7,692.31	7,907.24	0.00	0.00	0.00	994.17	0.00	-1.84	1,123.24	0.00	17,715.12	
JICA	0.00	0.00	0.00	0.00	0.00	0.00	0.00	0.00	0.00	0.00	-	
KFW	9,523.81	8,219.19	0.00	0.00	0.00	0.00	0.00	-0.28	19.16	4.37	17,766.25	
COMMERCIAL	0.00	787,820.17	0.00	0.00	0.00	0.00	0.00	0.00	0.00	0.00	787,820.17	59.08%
EUROBONDS	0.00	770,945.17	0.00	0.00	0.00	0.00	0.00	0.00	0.00	0.00	770,945.17	
5.125% Eurobond 2018	0.00	0.00	0.00	0.00	0.00	0.00	0.00	0.00	0.00	0.00	-	
6.75% Eurobond 2021	0.00	33,750.00	0.00	0.00	0.00	0.00	0.00	0.00	0.00	0.00	33,750.00	
6.375% Eurobond 2023	0.00	31,880.00	0.00	0.00	0.00	0.00	0.00	0.00	0.00	0.00	31,880.00	
7.875% Eurobond 2032	0.00	114,125.00	0.00	0.00	0.00	0.00	0.00	0.00	0.00	0.00	114,125.00	
7.625% Eurobond 2047	0.00	114,375.00	0.00	0.00	0.00	0.00	0.00	0.00	0.00	0.00	114,375.00	
6.5% Eurobond 2027	0.00	97,500.00	0.00	0.00	0.00	0.00	0.00	0.00	0.00	0.00	97,500.00	
7.143% Eurobond 2030	0.00	89,287.50	0.00	0.00	0.00	0.00	0.00	0.00	0.00	0.00	89,287.50	
7.696% Eurobond 2038	0.00	96,200.00	0.00	0.00	0.00	0.00	0.00	0.00	0.00	0.00	96,200.00	
7.625% Eurobond 2025	0.00	85,274.34	0.00	0.00	0.00	0.00	0.00	0.00	0.00	0.00	85,274.34	
8.747% Eurobond 2031	0.00	58,313.33	0.00	0.00	0.00	0.00	0.00	0.00	0.00	0.00	58,313.33	
9.248% Eurobond 2049	0.00	46,240.00	0.00	0.00	0.00	0.00	0.00	0.00	0.00	0.00	46,240.00	
DIASPORA BOND	0.00	16,875.00	0.00	0.00	0.00	0.00	0.00	0.00	0.00	0.00	16,875.00	
5.625% Diaspora Bond 2022	0.00	16,875.00	0.00	0.00	0.00	0.00	0.00	0.00	0.00	0.00	16,875.00	
OTHERS	0.00	41,719.26	0.00	0.00	0.00	0.00	0.00	0.00	0.00	0.00	41,719.26	3.13%
Agency Fees	0.00	0.00	0.00	0.00	0.00	0.00	0.00	0.00	0.00	0.00	-	
OIL WARRANT	0.00	41,719.26	0.00	0.00	0.00	0.00	0.00	0.00	0.00	0.00	41,719.26	
TOTAL	268,492.00	989,884.69	63,160.68	18.75	1,089.39	1,609.12	0.00	-1,941.83	10,399.34	825.53	1,333,537.66	1.00

FEDERAL GOVERNMENT DOMESTIC DEBT STOCK BY INSTRUMENT AS AT DECEMBER 31ST , 2019

INSTRUMENT	AMOUNTS IN NAIRA	% PROPORTION
FGN Bonds	10,524,157,315,592.00	73.74
Nigerian Treasury Bills	2,651,514,042,000.00	18.58
Nigerian Treasury Bonds	125,988,000,000.00	0.88
FGN Savings Bond	12,672,051,000.00	0.09
FGN Sukuk	200,000,000,000.00	1.40
Green Bond	25,690,000,000.00	0.18
Promissory Notes *	732,623,384,508.00	5.13
TOTAL	14,272,644,793,100.00	100.00
* These are Non-Interest Bearing Notes		

DOMESTIC DEBT DATA FOR THE 36 STATES OF THE FEDERATION AND THE FEDERAL CAPITAL TERRITORY AS AT DECEMBER 31, 2019

SN	STATE	DEBT STOCK AS AT Q4	DEBT STOCK AS AT Q3		% CHANGE IN DEBT STOCK/ STATE, Q4 & Q3 2019	% Share of each State to Total Debt Stock, Q4 2019
1	ABIA	68,762,374,753.95	69,351,518,272.18		- 0.85	1.67
2	ADAMAWA	102,412,601,107.74	95,604,743,892.60		7.12	2.49
3	AKWA IBOM	237,341,078,707.15	237,404,479,750.88		- 0.03	5.78
4	ANAMBRA	33,917,442,019.21	34,007,803,458.86		- 0.27	0.83
5	BAUCHI	101,423,864,754.87	105,197,691,087.92		- 3.59	2.47
6	BAYELSA	147,929,524,665.93	127,243,132,172.38		16.26	3.60
7	BENUE	98,730,928,301.97	98,443,680,724.47		0.29	2.40
8	BORNO	83,599,771,781.15	83,599,771,781.15		-	2.04
9	CROSS-RIVER	166,953,584,919.28	167,967,705,888.45		- 0.60	4.07
10	DELTA	233,892,694,776.08	230,574,799,366.01		1.44	5.70
11	EBONYI	46,737,752,789.83	44,664,873,336.95		4.64	1.14
12	EDO	95,690,771,242.47	83,185,543,988.73		15.03	2.33
13	EKITI	86,911,500,995.42	85,694,711,527.42		1.42	2.12
14	ENUGU	61,025,443,963.29	60,588,382,464.35		0.72	1.49
15	GOMBE	84,010,339,110.86	74,464,436,941.81		12.82	2.05
16	IMO	164,435,823,451.61	148,900,627,563.76		10.43	4.00
17	JIGAWA	34,610,526,951.73	39,222,346,039.10		- 11.76	0.84
18	KADUNA	78,898,311,155.72	90,444,405,270.87		- 12.77	1.92
19	KANO	107,753,774,512.23	117,339,436,693.47		- 8.17	2.62
20	KATSINA	66,164,163,901.64	66,164,163,901.64		-	1.61
21	KEBBI	69,265,493,403.43	59,188,080,839.30		17.03	1.69
22	KOGI	132,464,662,160.12	123,436,748,898.43		7.31	3.23
23	KWARA	63,045,912,989.77	63,177,349,538.89		- 0.21	1.54
24	LAGOS	444,227,001,473.16	441,668,732,162.26		0.58	10.82
25	NASARAWA	56,511,568,599.28	54,225,427,154.13		4.22	1.38
26	NIGER	60,614,429,101.92	62,539,576,973.27		- 3.08	1.48
27	OGUN	142,289,204,760.78	140,993,426,875.02		0.92	3.47
28	ONDO	67,502,414,614.20	56,416,452,086.63		19.65	1.64
29	OSUN	138,654,383,316.79	141,792,935,913.24		- 2.21	3.38
30	OYO	91,567,943,904.22	90,592,445,114.47		1.08	2.23
31	PLATEAU	134,013,693,544.66	108,967,566,269.06		22.98	3.26
32	RIVERS	266,936,225,793.65	266,936,225,793.65		-	6.50
33	SOKOTO	47,710,497,795.61	49,475,551,713.33		- 3.57	1.16
34	TARABA	82,321,127,723.11	93,490,094,894.28		- 11.95	2.00
35	YOBE	28,977,026,987.90	28,533,478,934.83		1.55	0.71
36	ZAMFARA	70,841,492,738.26	63,033,937,202.11		12.39	1.73
37	FCT	108,169,510,528.50	137,862,316,926.60		- 21.54	2.63
Total		4,106,314,863,297.49	4,042,394,601,412.49		1.58	100.00
Important Notes						
1	Domestic Debt Stock for Thirty three (33) States, (Abia, Adamawa, Anambra, Akwa Ibom, Bauchi, Bayelsa, Benue, Cross River, Delta, Ebonyi, Edo, Ekiti, Enugu, Gombe, Imo, Jigawa, Kaduna, Kano, Kebbi, Kogi, Kwara, Lagos, Nasarawa, Niger, Ogun, Ondo, Osun, Oyo, Plateau, Sokoto, Taraba, Yobe, Zamafara and FCT as at December 31, 2019					
2	Domestic Debt Stock Figures for Borno State were as at September 30, 2019					
3	Domestic Debt Stock Figures for Katsina State were as at June 30, 2019					
	Prepared as at Thursday, February 27, 2020					

**FEDERAL GOVERNMENT ACTUAL DOMESTIC DEBT SERVICE FOR
OCTOBER - DECEMBER, 2019 (AMOUNT IN NAIRA)**

Instruments	October	November	December	Total
NTBs				
Interest	45,410,341,037.67	33,209,185,621.54	2,499,106,049.02	81,118,632,708.23
Federal Govt. Bonds				
Interest	127,320,088,150.94	32,305,863,089.30	0.00	159,625,951,240.24
Treasury Bonds				
Interest	3,248,500,000.00		0.00	3,248,500,000.00
Principal				
FGNSB				
Interest	127,284,388.91	111,845,164.53	104,552,241.88	343,681,795.32
FGN SUKUK				
Interest	0.00	0.00	7,893,065,753.42	7,893,065,753.42
FGN Green Bond				
Interest	0.00	0.00	1,812,959,441.09	1,812,959,441.09
TOTAL INTEREST	176,106,213,577.52	65,626,893,875.37	12,309,683,485.41	254,042,790,938.30

**FEDERAL GOVERNMENT ACTUAL DOMESTIC DEBT SERVICE FOR
THIRD QUARTER, 2019 (AMOUNT IN NAIRA)**

Instruments	July	August	September	Total	% Change of Interest Payment in Domestic Debt Service Q4 & Q3, 2019
NTBs					
Interest	18,658,359,984.10	44,443,618,148.26	41,478,337,656.63	104,580,315,788.99	- 22.43
Federal Govt. Bonds					
Interest	180,632,591,048.07	124,984,282,051.18	178,658,612,314.22	484,275,485,413.47	- 67.04
Treasury Bonds					
Interest	3,125,000,000.00	3,125,000,000.00	3,125,000,000.00	9,375,000,000.00	- 65.35
Principal	-	-	-	-	
FGNSB					
Interest	123,019,799.08	110,165,763.54	102,441,547.37	335,627,109.99	2.40
FGN Sukuk					
Interest	-	-	-	-	
Interest			8,302,684,931.51	8,302,684,931.51	- 4.93
FGN Green Bond					
Interest	-	-	-	-	
TOTAL INTEREST	202,538,970,831.25	172,663,065,962.98	231,667,076,449.72	606,869,113,243.96	- 58.14

FEDERAL GOVERNMENT ACTUAL DOMESTIC DEBT SERVICE FOR JANUARY - DECEMBER, 2019 (AMOUNT IN NAIRA)

Instruments	January	February	March	April	May	June	July	August	September	October	November	December	Total
NTBs													
Interest	74,142,567,148.83	29,683,398,145.71	17,094,009,726.78	14,897,947,747.19	14,700,317,313.85	16,113,483,121.45	18,658,359,984.10	44,443,618,148.26	41,478,337,656.63	45,410,341,037.67	33,209,185,621.54	2,499,106,049.02	352,330,671,701.03
Federal Govt. Bonds													0.00
Interest	183,626,501,396.83	125,646,354,326.10	171,575,809,692.56	69,184,981,715.55	31,779,137,060.69	28,027,002,739.73	180,632,591,048.07	124,984,282,051.18	178,658,612,314.22	127,320,088,150.94	32,305,863,089.30	0.00	1,253,741,223,585.17
Treasury Bonds													0.00
Interest	0.00	0.00	0.00	0.00	3,125,000,000.00	3,125,000,000.00	3,125,000,000.00	3,125,000,000.00	3,125,000,000.00	3,248,500,000.00	0.00	0.00	18,873,500,000.00
Principal	0.00	0.00	0.00	0.00	25,000,000,000.00	0.00				0.00	0.00	0.00	25,000,000,000.00
FGNSB													0.00
Interest	100,501,149.44	92,516,590.62	154,897,577.46	112,381,123.27	100,208,236.85	98,031,264.55	123,019,799.08	110,165,763.54	102,441,547.37	127,284,388.91	111,845,164.53	104,552,241.88	1,337,844,847.50
FGN SUKUK													0.00
Interest	0.00	0.00	8,167,315,068.49	0.00	0.00	7,849,934,246.58	0.00	0.00	8,302,684,931.51	0.00	0.00	7,893,065,753.42	32,213,000,000.00
FGN Green Bond													0.00
Interest	0.00	0.00	0.00	0.00	0.00	718,532,010.96	0.00	0.00	-00	0.00	0.00	1,812,959,441.09	2,531,491,452.05
TOTAL INTEREST	257,869,569,695.10	155,422,269,062.43	196,992,032,065.29	84,195,310,586.01	74,704,662,611.39	55,931,983,383.27	202,538,970,831.25	172,663,065,962.98	231,667,076,449.73	176,106,213,577.52	65,626,893,875.37	12,309,683,485.41	1,686,027,731,585.75

ACKNOWLEDGEMENTS/CONTACTS

Acknowledgements

We acknowledge the contributions of our strategic partner Debt Management Office, Nigeria and our technical partner, Proshare in the design, concept and production of this publication.





Contact Us

 @nigerianstat

 NBSNigeria

 www.nigerianstat.gov.ng

 **Head Office Address**
Plot 762, Independence Avenue, Central
Business District, FCT, Abuja Nigeria.

 +234 803 386 5388

 feedback@nigerianstat.gov.ng