

National Examinations Council: Distribution of Results by State, Gender and Subject - Jun/Jul and Nov/Dec

(2013-2016)

Report Date: August 2017



NATIONAL BUREAU OF STATISTICS

Contents

Executive Summary	1
National Examination Council Data 2013 -2016	
Distribution of Results by State, Gender and Subject Jun/Jul 2013	
Total No. of Candidates Sat	2
Credit Pass in English Language	3
Credit Pass in Mathematics	4
Credit Pass in English Language and Mathematics	5
5 Credit Pass including English Language and Mathematics	6
Percentage of 5 Credit Pass including English Language and Mathematics	7
Distribution of Results by State, Gender and Subject Jun/Jul 2014	
Total No. of Candidates Sat	8
Credit Pass in English Language	9
Credit Pass in Mathematics	10
Credit Pass in English Language and Mathematics	11
5 Credit Pass including English Language and Mathematics	12
Percentage of 5 Credit Pass including English Language and Mathematics	13
Distribution of Results by State, Gender and Subject Jun/Jul 2015	
Total No. of Candidates Sat	14
Credit Pass in English Language	15
Credit Pass in Mathematics	16
Credit Pass in English Language and Mathematics	17
5 Credit Pass including English Language and Mathematics	18
Percentage of 5 Credit Pass including English Language and Mathematics	19
Distribution of Results by State, Gender and Subject Jun/Jul 2016	
Total No. of Candidates Sat	20
Credit Pass in English Language	21
Credit Pass in Mathematics	22
Credit Pass in English Language and Mathematics	23
5 Credit Pass including English Language and Mathematics	24
Percentage of 5 Credit Pass including English Language and Mathematics	25
Distribution of Results by State, Gender and Subject Nov/Dec 2013	
Total No. of Candidates Sat	26
Credit Pass in English Language	27
Credit Pass in Mathematics	28
Credit Pass in English Language and Mathematics	29
5 Credit Pass including English Language and Mathematics	30
Percentage of 5 Credit Pass including English Language and Mathematics	31
Distribution of Results by State, Gender and Subject Nov/Dec 2014	
Total No. of Candidates Sat	32
Credit Pass in English Language	33
Credit Pass in Mathematics	34
Credit Pass in English Language and Mathematics	35
5 Credit Pass including English Language and Mathematics	36
Percentage of 5 Credit Pass including English Language and Mathematics	37
Distribution of Results by State, Gender and Subject Nov/Dec 2015	
Total No. of Candidates Sat	38
Credit Pass in English Language	39
Credit Pass in Mathematics	40
Credit Pass in English Language and Mathematics	41
5 Credit Pass including English Language and Mathematics	42
Percentage of 5 Credit Pass including English Language and Mathematics	43
Distribution of Results by State, Gender and Subject Nov/Dec 2016	
Total No. of Candidates Sat	44
Credit Pass in English Language	45
Credit Pass in Mathematics	46
Credit Pass in English Language and Mathematics	47
5 Credit Pass including English Language and Mathematics	48
Percentage of 5 Credit Pass including English Language and Mathematics	49
Methodology	50
Appendix	51
Acknowledgements/Contacts	59

Executive Summary

The National Examination Council (NECO) Data from 2013 to 2016 reflected that a total 870,397 candidates sat for the examination in June/July 2016 as against 969,490 in corresponding period in 2015. 504,515 of the candidates were male while the remaining 365,882 were female.

Similarly, a total 47,118 candidates sat for the examination in November/December 2016 as against 49,084 in corresponding period in 2015. 19,772 of the candidates were male while the remaining 27,346 were female.

National Examination Council

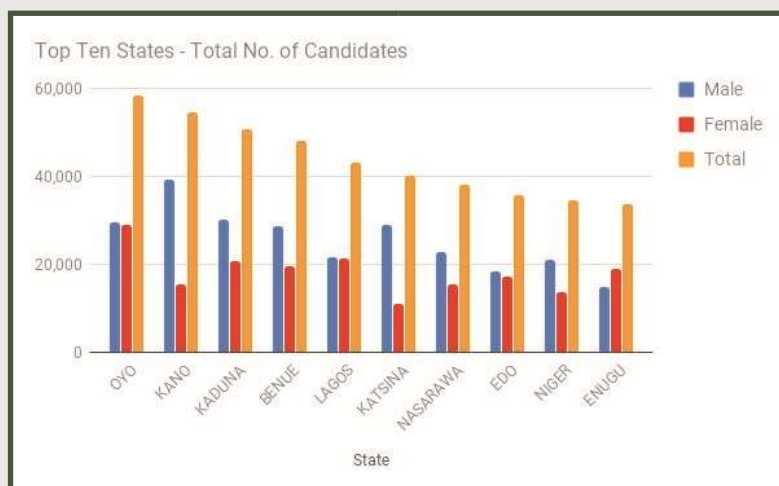
Data 2013 -2016

Distribution of Results by State,
Gender and Subject June/July 2013



Total No. of Candidates Sat

State	Total No. of Candidates Sat		
	Male	Female	Total
ABIA	6,356	6,885	13,241
ADAMAWA	16,426	10,728	27,154
AKWA-IBOM	15,663	17,588	33,251
ANAMBRA	8,458	10,095	18,553
BAUCHI	17,826	7,790	25,616
BAYELSA	7,095	6,044	13,139
BENUE	28,799	19,414	48,213
BORNO	18,687	12,183	30,870
CROSS-RIVER	9,263	8,575	17,838
DELTA	12,388	12,288	24,676
EBONYI	7,120	6,234	13,354
EDO	18,506	17,069	35,575
EKITI	5,939	6,117	12,056
ENUGU	14,714	18,976	33,690
FCT-ABUJA	6,033	6,725	12,758
GOMBE	10,433	6,247	16,680
IMO	13,918	16,300	30,218
JIGAWA	16,291	3,952	20,243
KADUNA	30,009	20,603	50,612
KANO	39,163	15,379	54,542
KATSINA	28,849	11,166	40,015
KEBBI	18,162	6,689	24,851
KOGI	16,089	12,403	28,492
KWARA	10,977	9,072	20,049
LAGOS	21,664	21,433	43,097
NASARAWA	22,833	15,321	38,154
NIGER	20,958	13,537	34,495
OGUN	13,139	13,063	26,202
ONDO	17,116	15,897	33,013
OSUN	12,528	12,468	24,996
OYO	29,405	29,091	58,496
PLATEAU	17,859	14,319	32,178
RIVERS	5,869	6,215	12,084
SOKOTO	17,155	5,806	22,961
TARABA	12,511	6,554	19,065
YOBE	11,939	4,521	16,460
ZAMFARA	20,714	6,663	27,377
National	600,854	433,410	1,034,264



Oyo State Has The Highest Number of Candidates Sat

National Examination Council

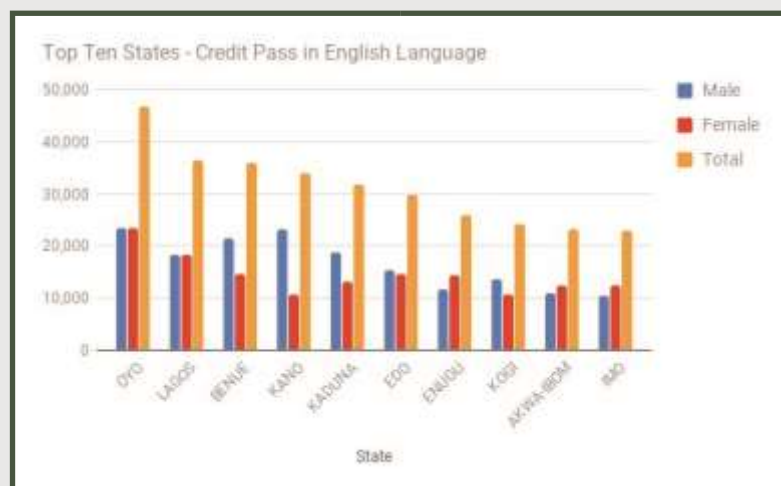
Data 2013 -2016

Distribution of Results by State,
Gender and Subject June/July 2013



Credit Pass in English Language

State	Credit Pass in English language		
	Male	Female	Total
ABIA	5,315	5,847	11,162
ADAMAWA	4,927	3,348	8,275
AKWA-IBOM	10,814	12,325	23,139
ANAMBRA	7,330	8,522	15,852
BAUCHI	7,846	4,064	11,910
BAYELSA	5,993	5,256	11,249
BENUE	21,463	14,501	35,964
BORNO	8,640	6,432	15,072
CROSS-RIVER	6,662	6,432	13,094
DELTA	9,533	9,717	19,250
EBONYI	5,962	5,174	11,136
EDO	15,342	14,530	29,872
EKITI	4,468	4,726	9,194
ENUGU	11,542	14,405	25,947
FCT-ABUJA	5,357	6,036	11,393
GOMBE	5,073	3,136	8,209
IMO	10,520	12,295	22,815
JIGAWA	8,859	2,167	11,026
KADUNA	18,652	13,191	31,843
KANO	23,157	10,773	33,930
KATSINA	13,641	5,947	19,588
KEBBI	7,147	2,560	9,707
KOGI	13,516	10,547	24,063
KWARA	9,256	7,624	16,880
LAGOS	18,181	18,271	36,452
NASARAWA	12,870	8,739	21,609
NIGER	9,938	6,916	16,854
OGUN	11,319	11,393	22,712
ONDO	11,304	10,876	22,180
OSUN	9,925	9,979	19,904
OYO	23,337	23,341	46,678
PLATEAU	11,917	9,642	21,559
RIVERS	4,871	5,206	10,077
SOKOTO	6,946	3,072	10,018
TARABA	7,165	3,619	10,784
YOBE	3,264	1,097	4,361
ZAMFARA	5,539	2,214	7,753
National	377,591	303,920	681,511



Oyo State Has The Highest Number of Candidates
With Credit Pass in English Language

National Examination Council

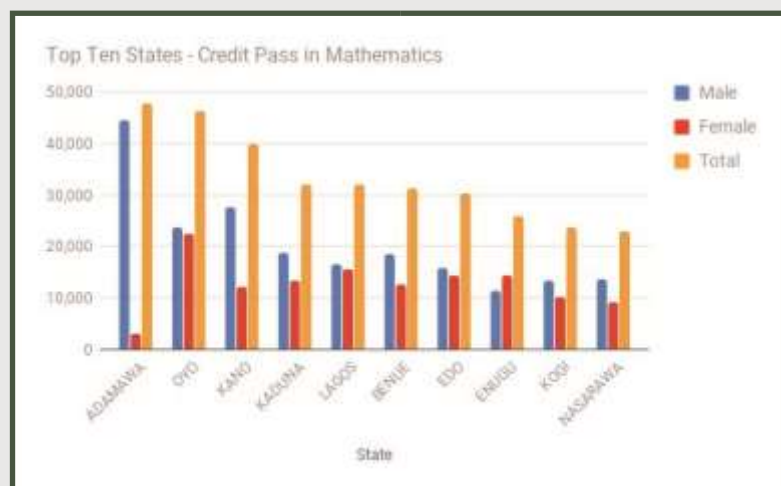
Data 2013 -2016

Distribution of Results by State,
Gender and Subject June/July 2013



Credit Pass in Mathematics

State	Credit Pass in Mathematics		
	Male	Female	Total
ABIA	5,503	5,408	10,911
ADAMAWA	44,483	3,101	47,584
AKWA-IBOM	10,686	12,064	22,750
ANAMBRA	6,653	7,180	13,833
BAUCHI	11,589	5,487	17,076
BAYELSA	5,674	4,857	10,531
BENUE	18,591	12,654	31,245
BORNO	8,965	6,626	15,591
CROSS-RIVER	6,344	5,955	12,299
DELTA	9,201	9,039	18,240
EBONYI	5,153	4,403	9,556
EDO	15,749	14,430	30,179
EKITI	4,444	4,539	8,983
ENUGU	11,431	14,326	25,757
FCT-ABUJA	3,641	3,086	6,727
GOMBE	5,980	3,803	9,783
IMO	10,346	11,644	21,990
JIGAWA	10,416	2,472	12,888
KADUNA	18,832	13,251	32,083
KANO	27,471	12,224	39,695
KATSINA	13,789	5,598	19,387
KEBBI	8,115	3,056	11,171
KOGI	13,289	10,257	23,546
KWARA	7,813	6,288	14,101
LAGOS	16,588	15,484	32,072
NASARAWA	13,650	9,152	22,802
NIGER	10,541	7,023	17,564
OGUN	11,083	10,458	21,541
ONDO	10,750	9,264	20,014
OSUN	9,813	9,247	19,060
OYO	23,664	22,443	46,107
PLATEAU	10,447	8,132	18,579
RIVERS	4,661	4,669	9,330
SOKOTO	6,219	2,369	8,588
TARABA	7,551	3,866	11,417
YOBE	2,658	1,536	4,194
ZAMFARA	8,203	2,937	11,140
National	419,986	288,328	708,314

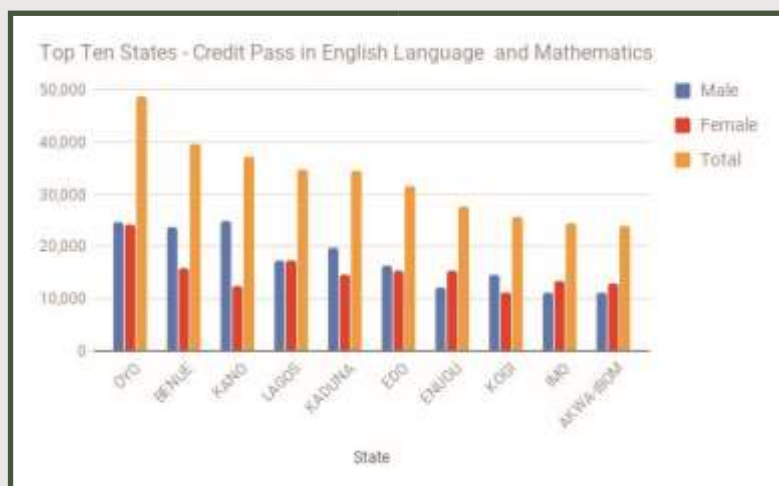


Adamawa State Has The Highest Number of
Candidates With Credit Pass in Mathematics



Credit Pass in English Language and Mathematics

State	Credit Pass in Maths & Eng.		
	Male	Female	Total
ABIA	5,610	6,023	11,633
ADAMAWA	5,305	3,739	9,044
AKWA-IBOM	11,050	12,923	23,973
ANAMBRA	7,469	8,608	16,077
BAUCHI	9,554	5,189	14,743
BAYELSA	6,095	5,320	11,415
BENUE	23,737	15,901	39,638
BORNO	10,044	7,184	17,228
CROSS-RIVER	6,992	6,667	13,659
DELTA	9,763	9,954	19,717
EBONYI	6,203	5,344	11,547
EDO	16,218	15,230	31,448
EKITI	4,526	4,818	9,344
ENUGU	12,209	15,266	27,475
FCT-ABUJA	4,579	4,850	9,429
GOMBE	5,299	3,419	8,718
IMO	11,175	13,314	24,489
JIGAWA	10,997	2,814	13,811
KADUNA	19,773	14,600	34,373
KANO	24,961	12,253	37,214
KATSINA	13,209	5,895	19,104
KEBBI	10,239	3,353	13,592
KOGI	14,466	11,110	25,576
KWARA	8,882	7,268	16,150
LAGOS	17,205	17,379	34,584
NASARAWA	14,271	9,642	23,913
NIGER	9,957	6,598	16,555
OGUN	11,464	11,429	22,893
ONDO	10,867	10,221	21,088
OSUN	10,266	10,247	20,513
OYO	24,524	24,201	48,725
PLATEAU	12,757	9,908	22,665
RIVERS	5,002	5,382	10,384
SOKOTO	5,835	2,682	8,517
TARABA	7,956	4,072	12,028
YOBE	3,732	1,867	5,599
ZAMFARA	9,418	3,315	12,733
National	401,609	317,985	719,594



Oyo State Has The Highest Number of Candidates With Credit Pass in English Language and Mathematics

National Examination Council

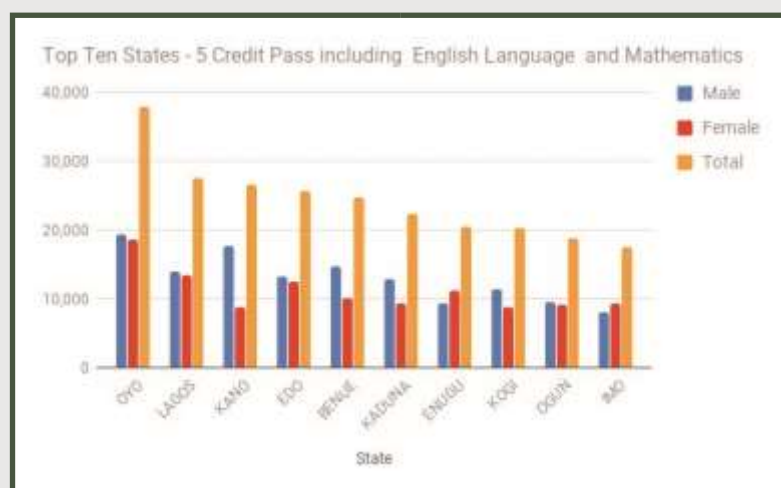
Data 2013 -2016

Distribution of Results by State,
Gender and Subject June/July 2013



5 Credit Pass including English Language and Mathematics

State	5 Credits Inc. Mth & Eng.		
	Male	Female	Total
ABIA	4,714	4,788	9,502
ADAMAWA	2,248	1,605	3,853
AKWA-IBOM	7,672	8,839	16,511
ANAMBRA	5,885	6,225	12,110
BAUCHI	5,623	3,193	8,816
BAYELSA	5,100	4,459	9,559
BENUE	14,773	10,027	24,800
BORNO	5,956	4,484	10,440
CROSS-RIVER	4,836	4,542	9,378
DELTA	7,218	7,284	14,502
EBONYI	4,433	3,816	8,249
EDO	13,165	12,410	25,575
EKITI	3,323	3,574	6,897
ENUGU	9,263	11,275	20,538
FCT-ABUJA	3,187	2,685	5,872
GOMBE	3,330	2,180	5,510
IMO	8,089	9,376	17,465
JIGAWA	6,329	1,519	7,848
KADUNA	12,861	9,392	22,253
KANO	17,704	8,831	26,535
KATSINA	8,127	3,468	11,595
KEBBI	4,046	1,354	5,400
KOGI	11,399	8,789	20,188
KWARA	6,500	5,262	11,762
LAGOS	13,978	13,422	27,400
NASARAWA	8,605	5,856	14,461
NIGER	6,023	4,375	10,398
OGUN	9,607	9,255	18,862
ONDO	7,631	6,824	14,455
OSUN	7,962	7,612	15,574
OYO	19,347	18,553	37,900
PLATEAU	7,592	5,921	13,513
RIVERS	3,965	3,933	7,898
SOKOTO	2,917	1,382	4,299
TARABA	4,759	2,390	7,149
YOBE	1,172	597	1,769
ZAMFARA	3,126	1,192	4,318
National	272,465	220,689	493,154



Oyo State Has The Highest Number of Candidates With 5 Credit Pass including English Language and Mathematics

National Examination Council

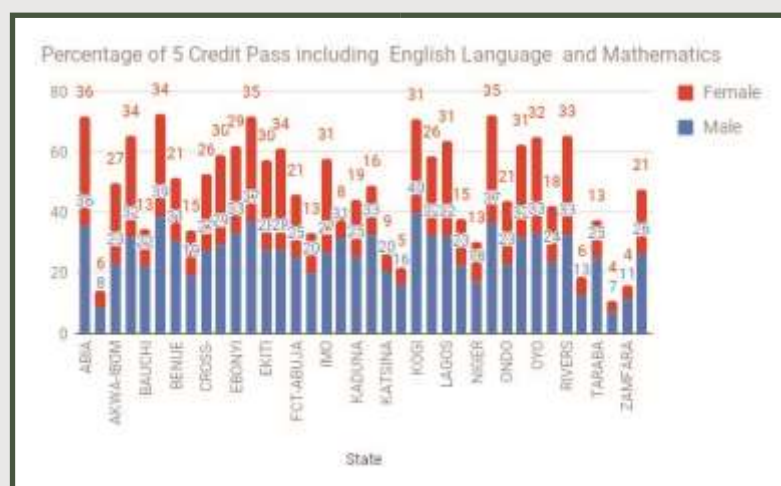
Data 2013 -2016

Distribution of Results by State,
Gender and Subject June/July 2013



Percentage of 5 Credit Pass including English Language and Mathematics

State	Percentage of 5 credits including Maths & Eng. (%)	
	Male	Female
ABIA	35.6	36.2
ADAMAWA	8.3	5.9
AKWA-IBOM	23.1	26.6
ANAMBRA	31.7	33.6
BAUCHI	22.0	12.5
BAYELSA	38.8	33.9
BENUE	30.6	20.8
BORNO	19.3	14.5
CROSS-RIVER	27.1	25.5
DELTA	29.3	29.5
EBONYI	33.2	28.6
EDO	37.0	34.9
EKITI	27.6	29.6
ENUGU	27.5	33.5
FCT-ABUJA	25.0	21.0
GOMBE	20.0	13.1
IMO	26.8	31.0
JIGAWA	31.3	7.5
KADUNA	25.4	18.6
KANO	32.5	16.2
KATSINA	20.3	8.7
KEBBI	16.3	5.4
KOGI	40.0	30.8
KWARA	32.4	26.2
LAGOS	32.4	31.1
NASARAWA	22.6	15.3
NIGER	17.5	12.7
OGUN	36.7	35.3
ONDO	23.1	20.7
OSUN	31.9	30.5
OYO	33.1	31.7
PLATEAU	23.6	18.4
RIVERS	32.8	32.5
SOKOTO	12.7	6.0
TARABA	25.0	12.5
YOBE	7.1	3.6
ZAMFARA	11.4	4.4
National	26.3	21.3



National Examination Council

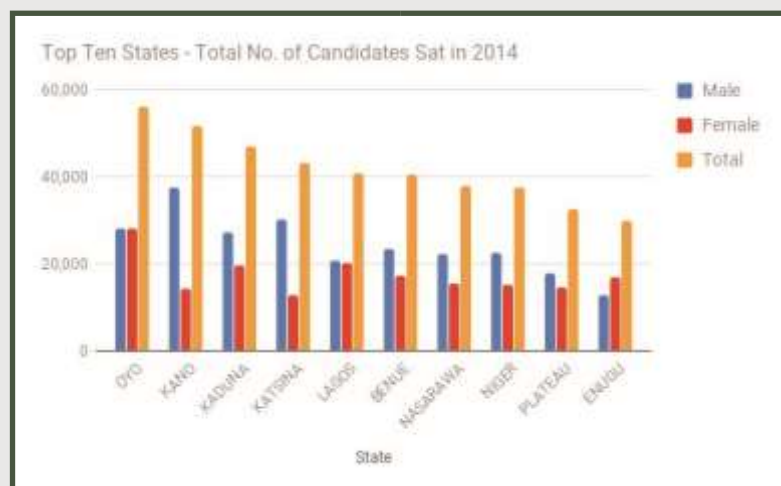
Data 2013 -2016

Distribution of Results by State,
Gender and Subject June/July 2014



Distribution of Results by State, Gender and Subject 2014

State	Total No. Candidates Sat		
	Male	Female	Total
ABIA	5,777	6,459	12,236
ADAMAWA	15,203	9,934	25,137
AKWA-IBOM	13,601	15,735	29,336
ANAMBRA	8,153	9,634	17,787
BAUCHI	20,255	8,723	28,978
BAYELSA	6,884	6,142	13,026
BENUE	23,271	17,117	40,388
BORNO	17,072	11,089	28,161
CROSS-RIVER	7,103	6,962	14,065
DELTA	11,052	10,995	22,047
EBONYI	5,605	5,202	10,807
EDO	14,927	14,123	29,050
EKITI	6,975	7,100	14,075
ENUGU	12,904	16,960	29,864
FCT-ABUJA	7,210	8,405	15,615
GOMBE	11,623	6,710	18,333
IMO	11,404	14,436	25,840
JIGAWA	14,259	4,246	18,505
KADUNA	27,143	19,602	46,745
KANO	37,579	14,148	51,727
KATSINA	30,103	12,859	42,962
KEBBI	19,421	7,389	26,810
KOGI	15,153	11,523	26,676
KWARA	11,568	9,769	21,337
LAGOS	20,632	20,056	40,688
NASARAWA	22,093	15,555	37,648
NIGER	22,564	15,021	37,585
OGUN	8,294	8,217	16,511
ONDO	14,639	14,442	29,081
OSUN	10,755	11,015	21,770
OYO	27,972	28,135	56,107
PLATEAU	17,834	14,659	32,493
RIVERS	5,071	5,302	10,373
SOKOTO	18,309	6,605	24,914
TARABA	11,885	6,395	18,280
YOBE	12,401	4,283	16,684
ZAMFARA	21,700	6,545	28,245
National	568,394	411,449	979,886



Oyo State Has The Highest Number of Candidates Sat in 2014

National Examination Council

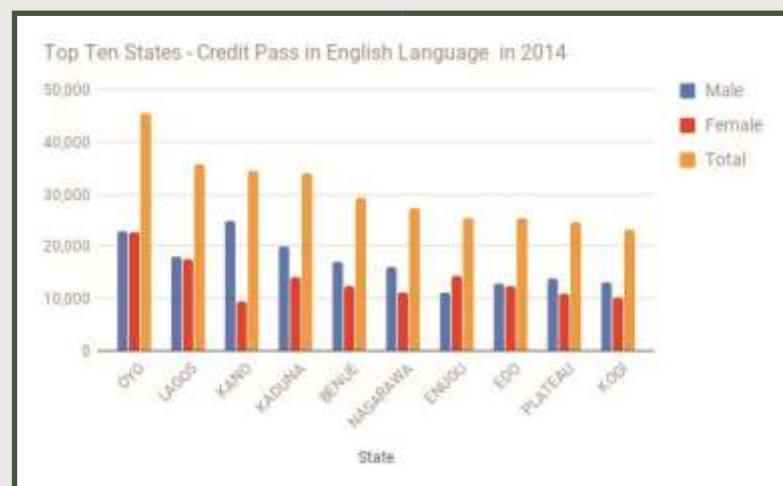
Data 2013 -2016

Distribution of Results by State,
Gender and Subject June/July 2014



Credit Pass in English Language

State	Credit Pass in English Language		
	Male	Female	Total
ABIA	4,787	5,394	10,181
ADAMAWA	9,800	6,195	15,995
AKWA-IBOM	9,973	11,375	21,348
ANAMBRA	6,964	7,897	14,861
BAUCHI	11,876	5,241	17,117
BAYELSA	5,678	5,090	10,768
BENUE	16,912	12,413	29,325
BORNO	10,003	6,099	16,102
CROSS-RIVER	4,972	4,928	9,900
DELTA	9,170	9,160	18,330
EBONYI	4,780	4,365	9,145
EDO	12,918	12,346	25,264
EKITI	5,691	5,991	11,682
ENUGU	11,095	14,364	25,459
FCT-ABUJA	5,935	6,791	12,726
GOMBE	7,753	4,498	12,251
IMO	9,537	11,258	20,795
JIGAWA	10,034	2,359	12,393
KADUNA	19,920	14,038	33,958
KANO	24,897	9,480	34,377
KATSINA	15,343	5,488	20,831
KEBBI	10,864	3,999	14,863
KOGI	13,072	10,102	23,174
KWARA	8,355	7,188	15,543
LAGOS	18,066	17,532	35,598
NASARAWA	16,046	11,175	27,221
NIGER	12,085	8,397	20,482
OGUN	6,659	6,628	13,287
ONDO	11,638	11,472	23,110
OSUN	9,437	9,631	19,068
OYO	22,854	22,565	45,419
PLATEAU	13,742	10,993	24,735
RIVERS	4,245	4,513	8,758
SOKOTO	10,149	3,386	13,535
TARABA	7,632	4,377	12,009
YOBE	6,097	2,031	8,128
ZAMFARA	11,546	2,831	14,377
National	400,525	301,590	702,115



Oyo State Has The Highest Number of Candidates
With Credit Pass in English Language in 2014

National Examination Council

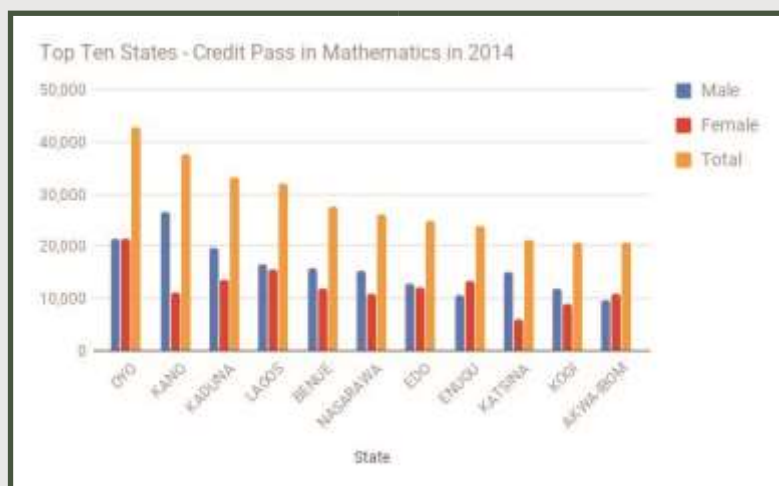
Data 2013 -2016

Distribution of Results by State,
Gender and Subject June/July 2014



Credit Pass in Mathematics

State	Credit Pass in Mathematics		
	Male	Female	Total
ABIA	4,509	5,221	9,730
ADAMAWA	8,424	5,187	13,611
AKWA-IBOM	9,672	11,016	20,688
ANAMBRA	6,188	7,011	13,199
BAUCHI	12,747	6,443	19,190
BAYELSA	5,648	5,165	10,813
BENUE	15,858	11,824	27,682
BORNO	10,241	7,904	18,145
CROSS-RIVER	4,670	4,539	9,209
DELTA	9,059	8,661	17,720
EBONYI	4,884	4,434	9,318
EDO	12,787	12,117	24,904
EKITI	5,441	5,604	11,045
ENUGU	10,604	13,368	23,972
FCT-ABUJA	3,985	4,008	7,993
GOMBE	7,205	4,383	11,588
IMO	9,173	10,647	19,820
JIGAWA	7,712	2,649	10,361
KADUNA	19,650	13,520	33,170
KANO	26,588	11,066	37,654
KATSINA	15,142	6,024	21,166
KEBBI	8,561	3,318	11,879
KOGI	11,880	8,936	20,816
KWARA	8,751	7,265	16,016
LAGOS	16,514	15,469	31,983
NASARAWA	15,266	10,884	26,150
NIGER	12,462	8,220	20,682
OGUN	6,492	6,099	12,591
ONDO	10,014	9,083	19,097
OSUN	8,550	8,541	17,091
OYO	21,493	21,376	42,869
PLATEAU	11,399	8,994	20,393
RIVERS	4,278	4,347	8,625
SOKOTO	8,632	3,787	12,419
TARABA	8,318	4,366	12,684
YOBE	5,106	2,515	7,621
ZAMFARA	11,748	3,887	15,635
National	379,651	287,878	667,529



Oyo State Has The Highest Number of Candidates
With Credit Pass in Mathematics in 2014

National Examination Council

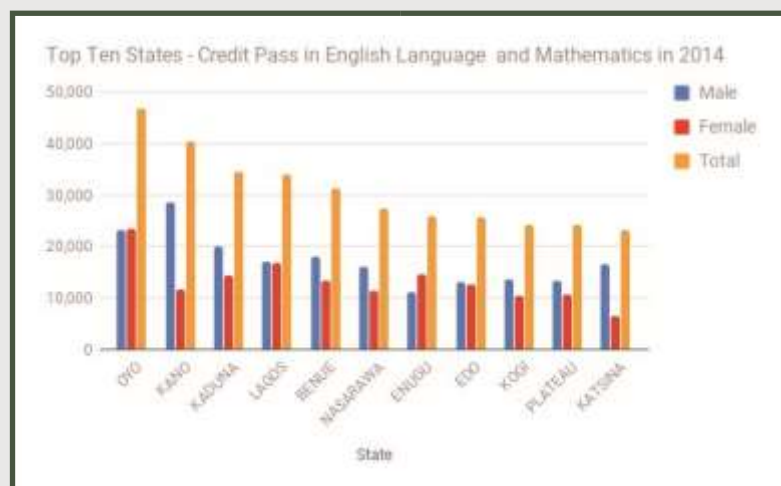
Data 2013 -2016

Distribution of Results by State,
Gender and Subject June/July 2014



Credit Pass in English Language and Mathematics

State	Credit Pass in Maths & Eng.		
	Male	Female	Total
ABIA	5,024	5,722	10,746
ADAMAWA	9,786	6,142	15,928
AKWA-IBOM	10,257	12,020	22,277
ANAMBRA	7,188	8,302	15,490
BAUCHI	13,661	6,846	20,507
BAYELSA	5,927	5,407	11,334
BENUE	17,920	13,353	31,273
BORNO	10,693	7,873	18,566
CROSS-RIVER	5,118	5,079	10,197
DELTA	9,239	9,278	18,517
EBONYI	5,161	4,754	9,915
EDO	13,016	12,499	25,515
EKITI	5,492	5,919	11,411
ENUGU	11,142	14,645	25,787
FCT-ABUJA	5,427	6,219	11,646
GOMBE	7,184	4,574	11,758
IMO	9,630	11,693	21,323
JIGAWA	9,506	2,823	12,329
KADUNA	20,036	14,286	34,322
KANO	28,473	11,730	40,203
KATSINA	16,584	6,602	23,186
KEBBI	10,851	4,092	14,943
KOGI	13,704	10,349	24,053
KWARA	9,572	8,201	17,773
LAGOS	17,031	16,853	33,884
NASARAWA	15,984	11,318	27,302
NIGER	12,776	8,628	21,404
OGUN	6,732	6,739	13,471
ONDO	10,687	10,469	21,156
OSUN	9,390	9,686	19,076
OYO	23,190	23,389	46,579
PLATEAU	13,369	10,677	24,046
RIVERS	4,409	4,690	9,099
SOKOTO	9,153	3,628	12,781
TARABA	8,833	4,656	13,489
YOBE	5,730	2,743	8,473
ZAMFARA	13,289	4,341	17,630
National	411,164	316,225	727,389



Oyo State Has The Highest Number of Candidates With Credit Pass in English Language and Mathematics in 2014

National Examination Council

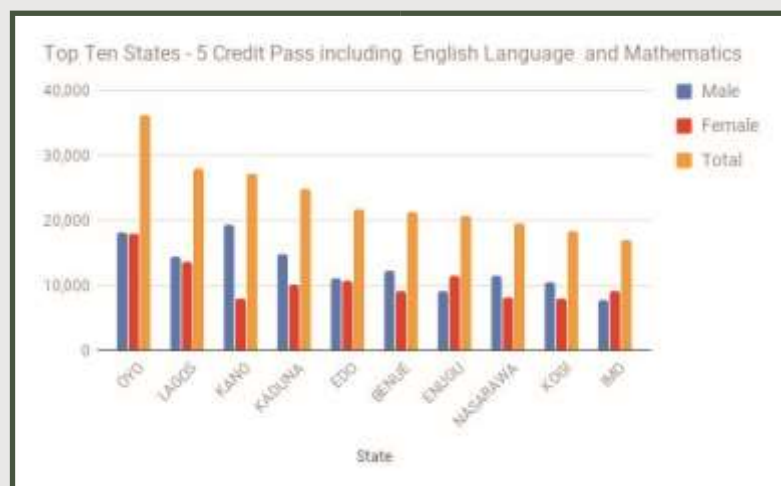
Data 2013 -2016

Distribution of Results by State,
Gender and Subject June/July 2014



5 Credit Pass including English Language and Mathematics

State	5 Credits Inc. Mth & Eng.		
	Male	Female	Total
ABIA	3,958	4,570	8,528
ADAMAWA	6,137	3,727	9,864
AKWA-IBOM	7,439	8,406	15,845
ANAMBRA	5,410	6,000	11,410
BAUCHI	8,040	4,181	12,221
BAYELSA	4,943	4,515	9,458
BENUE	12,212	9,062	21,274
BORNO	7,194	4,896	12,090
CROSS-RIVER	3,414	3,335	6,749
DELTA	7,530	7,205	14,735
EBONYI	4,228	3,804	8,032
EDO	11,002	10,642	21,644
EKITI	4,394	4,707	9,101
ENUGU	9,145	11,438	20,583
FCT-ABUJA	3,433	3,465	6,898
GOMBE	4,813	3,068	7,881
IMO	7,738	9,125	16,863
JIGAWA	5,865	1,675	7,540
KADUNA	14,722	10,021	24,743
KANO	19,248	7,915	27,163
KATSINA	9,137	3,235	12,372
KEBBI	5,251	2,233	7,484
KOGI	10,445	7,958	18,403
KWARA	6,485	5,543	12,028
LAGOS	14,368	13,635	28,003
NASARAWA	11,441	8,045	19,486
NIGER	6,916	4,876	11,792
OGUN	5,284	5,111	10,395
ONDO	7,964	7,442	15,406
OSUN	7,550	7,608	15,158
OYO	18,121	18,026	36,147
PLATEAU	8,993	6,890	15,883
RIVERS	3,637	3,740	7,377
SOKOTO	5,299	1,864	7,163
TARABA	5,658	3,148	8,806
YOBE	3,127	1,582	4,709
ZAMFARA	6,767	930	7,697
National	287,308	223,623	510,931

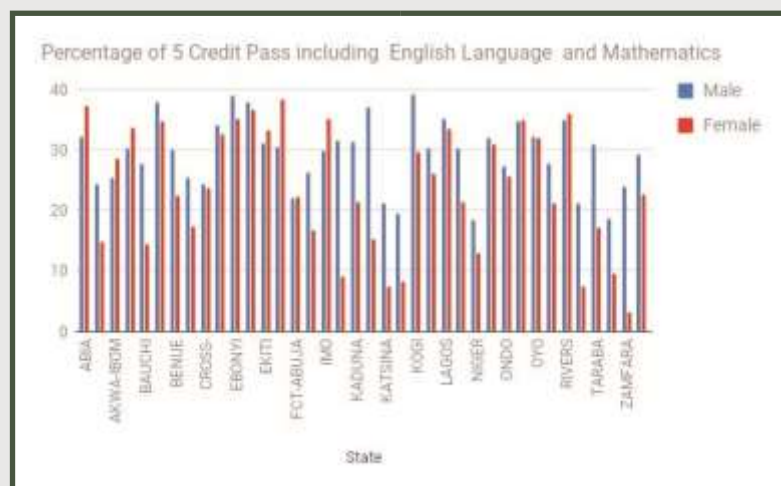


Oyo State Has The Highest Number of Candidates With 5 Credit Pass including English Language and Mathematics in 2014



Percentage of 5 Credit Pass including English Language and Mathematics

State	Percentage of 5 credits including Maths & Eng. (%)	
	Male	Female
ABIA	32.3	37.3
ADAMAWA	24.4	14.8
AKWA-IBOM	25.4	28.7
ANAMBRA	30.4	33.7
BAUCHI	27.7	14.4
BAYELSA	37.9	34.7
BENUE	30.2	22.4
BORNO	25.5	17.4
CROSS-RIVER	24.3	23.7
DELTA	34.2	32.7
EBONYI	39.1	35.2
EDO	37.9	36.6
EKITI	31.2	33.4
ENUGU	30.6	38.3
FCT-ABUJA	22.0	22.2
GOMBE	26.3	16.7
IMO	29.9	35.3
JIGAWA	31.7	9.1
KADUNA	31.5	21.4
KANO	37.2	15.3
KATSINA	21.3	7.5
KEBBI	19.6	8.3
KOGI	39.2	29.8
KWARA	30.4	26.0
LAGOS	35.3	33.5
NASARAWA	30.4	21.4
NIGER	18.4	13.0
OGUN	32.0	31.0
ONDO	27.4	25.6
OSUN	34.7	34.9
OYO	32.3	32.1
PLATEAU	27.7	21.2
RIVERS	35.1	36.1
SOKOTO	21.3	7.5
TARABA	31.0	17.2
YOBE	18.7	9.5
ZAMFARA	24.0	3.3
National	29.3	22.8



National Examination Council

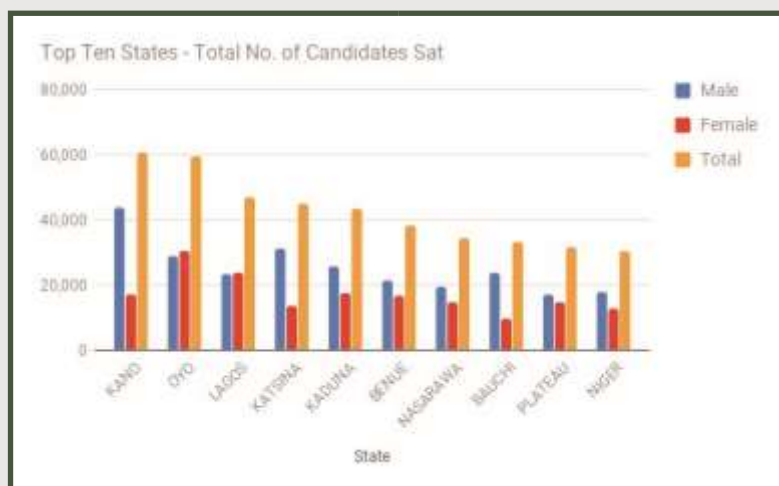
Data 2013 -2016

Distribution of Results by State,
Gender and Subject June/July 2015



Total No. of Candidates Sat

Total No of Candidates Sat			
State	Male	Female	Total
ABIA	5,410	6,144	11,554
ADAMAWA	13,866	9,566	23,432
AKWA IBOM	13,258	15,413	28,671
ANAMBRA	8,739	10,509	19,248
BAUCHI	23,714	9,413	33,127
BAYELSA	6,807	6,150	12,957
BENUE	21,426	16,672	38,098
BORNO	12,226	8,147	20,373
CROSS-RIVER	7,269	7,596	14,865
DELTA	11,051	11,337	22,388
EBONYI	5,517	5,138	10,655
EDO	13,381	12,572	25,953
EKITI	6,509	6,864	13,373
ENUGU	12,060	15,852	27,912
FCT-ABUJA	7,538	8,568	16,106
GOMBE	11,276	7,267	18,543
IMO	11,511	13,475	24,986
JIGAWA	14,927	4,981	19,908
KADUNA	25,624	17,545	43,169
KANO	43,604	16,884	60,488
KATSINA	31,288	13,565	44,853
KEBBI	20,396	7,985	28,381
KOGI	13,784	10,340	24,124
KWARA	11,747	9,749	21,496
LAGOS	23,154	23,699	46,853
NASARAWA	19,574	14,869	34,443
NIGER	17,679	12,703	30,382
OGUN	10,640	10,679	21,319
ONDO	9,809	10,228	20,037
OSUN	12,249	12,392	24,641
OYO	28,931	30,370	59,301
PLATEAU	17,199	14,530	31,729
RIVERS	5,365	5,535	10,900
SOKOTO	20,516	7,105	27,621
TARABA	10,358	5,829	16,187
YOBE	12,391	4,427	16,818
ZAMFARA	18,293	6,306	24,599
National:	559,086	410,404	969,490



Kano State Has The Highest Number of Candidates Sat

National Examination Council

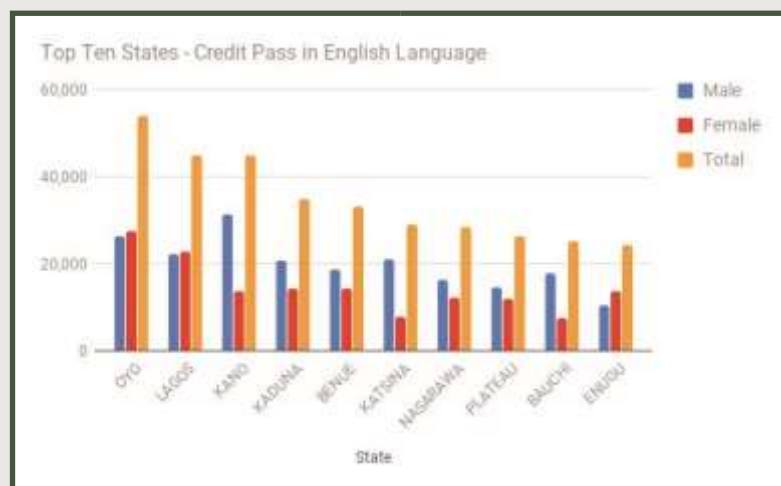
Data 2013 -2016

Distribution of Results by State,
Gender and Subject June/July 2015



Credit Pass in English Language

State	Total No of Candidates Sat		
	Male	Female	Total
ABIA	5,410	6,144	11,554
ADAMAWA	13,866	9,566	23,432
AKWA IBOM	13,258	15,413	28,671
ANAMBRA	8,739	10,509	19,248
BAUCHI	23,714	9,413	33,127
BAYELSA	6,807	6,150	12,957
BENUE	21,426	16,672	38,098
BORNO	12,226	8,147	20,373
CROSS-RIVER	7,269	7,596	14,865
DELTA	11,051	11,337	22,388
EBONYI	5,517	5,138	10,655
EDO	13,381	12,572	25,953
EKITI	6,509	6,864	13,373
ENUGU	12,060	15,852	27,912
FCT-ABUJA	7,538	8,568	16,106
GOMBE	11,276	7,267	18,543
IMO	11,511	13,475	24,986
JIGAWA	14,927	4,981	19,908
KADUNA	25,624	17,545	43,169
KANO	43,604	16,884	60,488
KATSINA	31,288	13,565	44,853
KEBBI	20,396	7,985	28,381
KOGI	13,784	10,340	24,124
KWARA	11,747	9,749	21,496
LAGOS	23,154	23,699	46,853
NASARAWA	19,574	14,869	34,443
NIGER	17,679	12,703	30,382
OGUN	10,640	10,679	21,319
ONDO	9,809	10,228	20,037
OSUN	12,249	12,392	24,641
OYO	28,931	30,370	59,301
PLATEAU	17,199	14,530	31,729
RIVERS	5,365	5,535	10,900
SOKOTO	20,516	7,105	27,621
TARABA	10,358	5,829	16,187
YOBE	12,391	4,427	16,818
ZAMFARA	18,293	6,306	24,599
National:	559,086	410,404	969,490



Oyo State Has The Highest Number of Candidates
With Credit Pass in English Language

National Examination Council

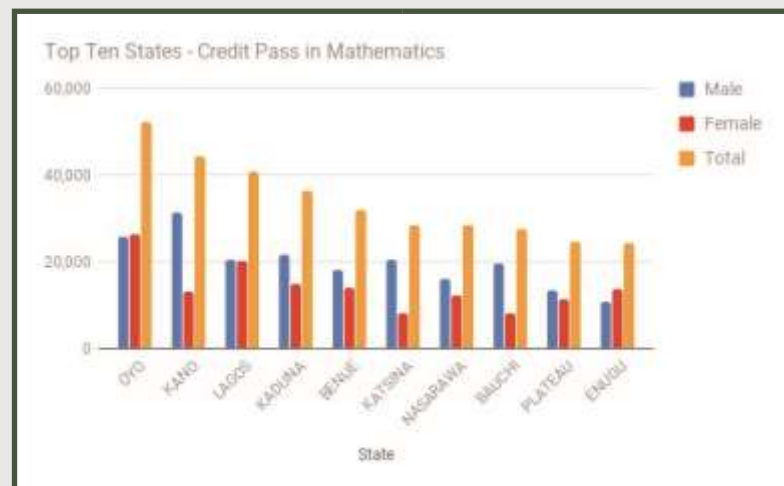
Data 2013 -2016

Distribution of Results by State,
Gender and Subject June/July 2015



Credit Pass in Mathematics

State	Total No of Candidates Sat		
	Male	Female	Total
ABIA	5,410	6,144	11,554
ADAMAWA	13,866	9,566	23,432
AKWA IBOM	13,258	15,413	28,671
ANAMBRA	8,739	10,509	19,248
BAUCHI	23,714	9,413	33,127
BAYELSA	6,807	6,150	12,957
BENUE	21,426	16,672	38,098
BORNO	12,226	8,147	20,373
CROSS-RIVER	7,269	7,596	14,865
DELTA	11,051	11,337	22,388
EBONYI	5,517	5,138	10,655
EDO	13,381	12,572	25,953
EKITI	6,509	6,864	13,373
ENUGU	12,060	15,852	27,912
FCT-ABUJA	7,538	8,568	16,106
GOMBE	11,276	7,267	18,543
IMO	11,511	13,475	24,986
JIGAWA	14,927	4,981	19,908
KADUNA	25,624	17,545	43,169
KANO	43,604	16,884	60,488
KATSINA	31,288	13,565	44,853
KEBBI	20,396	7,985	28,381
KOGI	13,784	10,340	24,124
KWARA	11,747	9,749	21,496
LAGOS	23,154	23,699	46,853
NASARAWA	19,574	14,869	34,443
NIGER	17,679	12,703	30,382
OGUN	10,640	10,679	21,319
ONDO	9,809	10,228	20,037
OSUN	12,249	12,392	24,641
OYO	28,931	30,370	59,301
PLATEAU	17,199	14,530	31,729
RIVERS	5,365	5,535	10,900
SOKOTO	20,516	7,105	27,621
TARABA	10,358	5,829	16,187
YOBE	12,391	4,427	16,818
ZAMFARA	18,293	6,306	24,599
National:	559,086	410,404	969,490



Oyo State Has The Highest Number of Candidates
With Credit Pass in Mathematics

National Examination Council

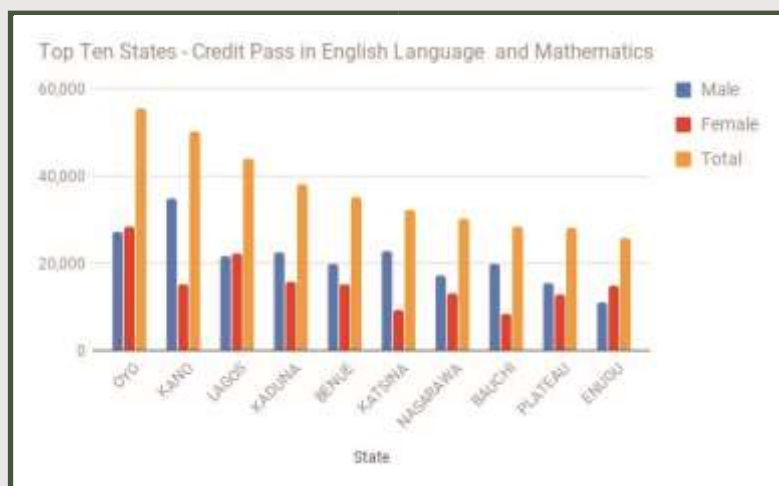
Data 2013 -2016

Distribution of Results by State,
Gender and Subject June/July 2015



Credit Pass in English Language and Mathematics

Credit Pass in Maths & Eng			
State	Male	Female	Total
ABIA	5,115	5,811	10,926
ADAMAWA	11,715	8,204	19,919
AKWA IBOM	11,696	13,691	25,387
ANAMBRA	8,237	9,894	18,131
BAUCHI	19,857	8,459	28,316
BAYELSA	6,120	5,669	11,789
BENUE	19,778	15,261	35,039
BORNO	10,905	7,588	18,493
CROSS-RIVER	6,436	6,741	13,177
DELTA	10,212	10,512	20,724
EBONYI	5,337	4,914	10,251
EDO	12,474	11,920	24,394
EKITI	6,050	6,485	12,535
ENUGU	11,137	14,713	25,850
FCT-ABUJA	6,666	7,475	14,141
GOMBE	9,385	6,207	15,592
IMO	10,660	12,798	23,458
JIGAWA	12,077	4,243	16,320
KADUNA	22,483	15,687	38,170
KANO	34,960	15,038	49,998
KATSINA	22,859	9,340	32,199
KEBBI	16,552	6,479	23,031
KOGI	13,032	9,803	22,835
KWARA	11,011	9,193	20,204
LAGOS	21,574	22,269	43,843
NASARAWA	17,098	13,011	30,109
NIGER	13,753	9,507	23,260
OGUN	9,837	9,935	19,772
ONDO	9,008	9,524	18,532
OSUN	11,529	11,717	23,246
OYO	27,103	28,423	55,526
PLATEAU	15,283	12,730	28,013
RIVERS	4,916	5,198	10,114
SOKOTO	15,505	6,027	21,532
TARABA	9,124	5,108	14,232
YOBE	8,255	3,120	11,375
ZAMFARA	13,147	4,885	18,032
National:	480,886	367,579	848,465



Oyo State Has The Highest Number of Candidates With Credit Pass in English Language and Mathematics

National Examination Council

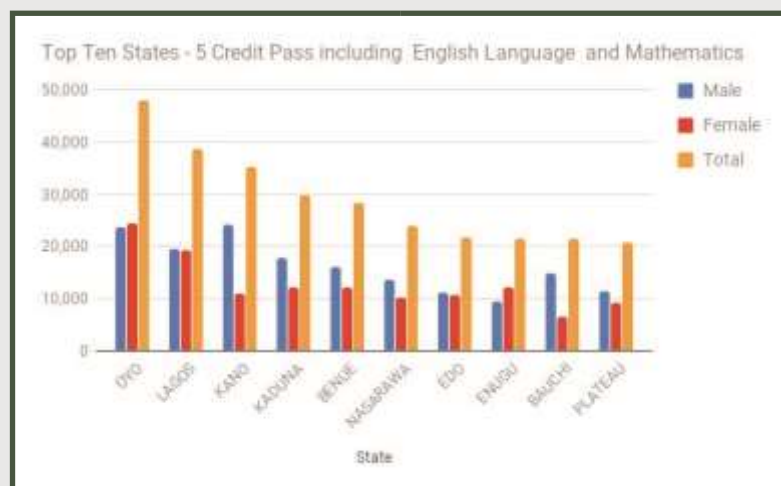
Data 2013 -2016

Distribution of Results by State,
Gender and Subject June/July 2015



5 Credit Pass including English Language and Mathematics

State	5 Credits Incl. Maths & Eng		
	Male	Female	Total
ABIA	4,517	4,886	9,403
ADAMAWA	9,160	6,212	15,372
AKWA IBOM	8,982	10,417	19,399
ANAMBRA	6,947	8,390	15,337
BAUCHI	14,869	6,516	21,385
BAYELSA	5,510	4,998	10,508
BENUE	16,065	12,189	28,254
BORNO	8,109	5,955	14,064
CROSS-RIVER	5,238	5,365	10,603
DELTA	9,212	9,486	18,698
EBONYI	4,571	4,185	8,756
EDO	11,078	10,572	21,650
EKITI	5,278	5,766	11,044
ENUGU	9,459	12,050	21,509
FCT-ABUJA	5,279	5,191	10,470
GOMBE	6,844	4,549	11,393
IMO	8,639	10,504	19,143
JIGAWA	7,103	2,160	9,263
KADUNA	17,662	12,183	29,845
KANO	24,212	10,975	35,187
KATSINA	15,097	5,436	20,533
KEBBI	11,929	4,405	16,334
KOGI	11,183	8,338	19,521
KWARA	9,097	7,517	16,614
LAGOS	19,382	19,222	38,604
NASARAWA	13,573	10,270	23,843
NIGER	10,358	7,134	17,492
OGUN	8,383	8,233	16,616
ONDO	7,284	7,524	14,808
OSUN	9,731	9,699	19,430
OYO	23,683	24,289	47,972
PLATEAU	11,430	9,272	20,702
RIVERS	4,247	4,322	8,569
SOKOTO	11,500	4,101	15,601
TARABA	7,292	3,966	11,258
YOBE	4,759	1,316	6,075
ZAMFARA	7,376	2,116	9,492
National:	375,038	289,709	664,747



Oyo State Has The Highest Number of Candidates With 5 Credit Pass including English Language and Mathematics

National Examination Council

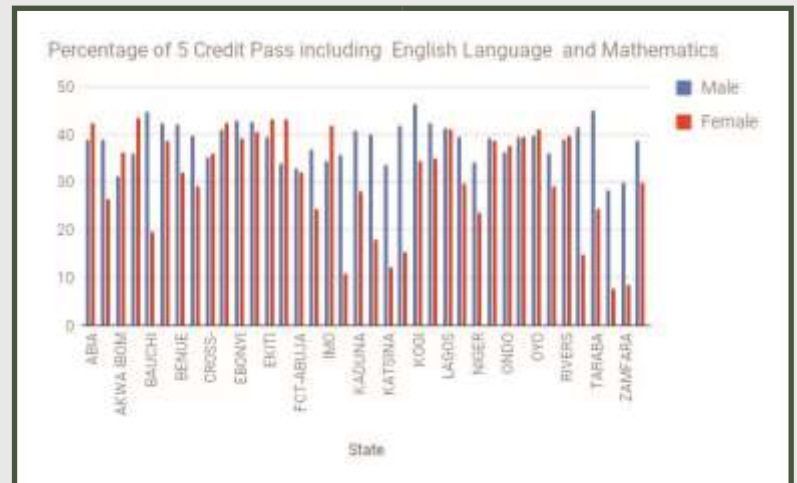
Data 2013 -2016

Distribution of Results by State,
Gender and Subject June/July 2015



Percentage of 5 Credit Pass including English Language and Mathematics

Perc. Of 5 Credits Incl. Math & Eng (%)		
State	Male	Female
ABIA	39.1	42.3
ADAMAWA	39.1	26.5
AKWA IBOM	31.3	36.3
ANAMBRA	36.1	43.6
BAUCHI	44.9	19.7
BAYELSA	42.5	38.6
BENUE	42.2	32
BORNO	39.8	29.2
CROSS-RIVER	35.2	36.1
DELTA	41.1	42.4
EBONYI	42.9	39.3
EDO	42.7	40.7
EKITI	39.5	43.1
ENUGU	33.9	43.2
FCT-ABUJA	32.8	32.2
GOMBE	36.9	24.5
IMO	34.6	42
JIGAWA	35.7	10.8
KADUNA	40.9	28.2
KANO	40	18.1
KATSINA	33.7	12.1
KEBBI	42	15.5
KOGI	46.4	34.6
KWARA	42.3	35
LAGOS	41.4	41
NASARAWA	39.4	29.8
NIGER	34.1	23.5
OGUN	39.3	38.6
ONDO	36.4	37.6
OSUN	39.5	39.4
OYO	39.9	41
PLATEAU	36	29.2
RIVERS	39	39.7
SOKOTO	41.6	14.8
TARABA	45	24.5
YOBE	28.3	7.8
ZAMFARA	30	8.6
National	38.7	29.9



National Examination Council

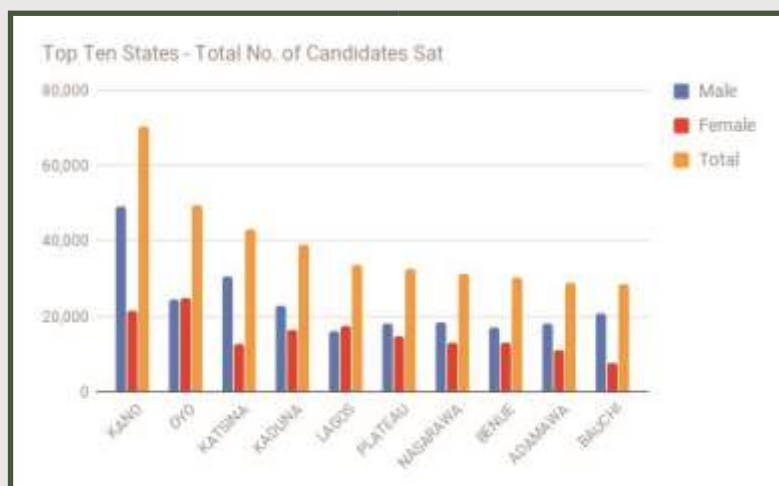
Data 2013 -2016

Distribution of Results by State,
Gender and Subject June/July 2016



Total No. of Candidates Sat

State	Total No of Candidates Sat		
	Male	Female	Total
ABIA	4,882	5,536	10,418
ADAMAWA	17,935	10,904	28,839
AKWA IBOM	11,271	13,696	24,967
ANAMBRA	8,341	10,659	19,000
BAUCHI	20,623	7,736	28,359
BAYELSA	2,236	2,259	4,495
BENUE	17,022	13,090	30,112
BORNO	6,673	4,258	10,931
CROSS-RIVER	6,216	6,107	12,323
DELTA	8,771	9,569	18,340
EBONYI	5,068	4,841	9,909
EDO	9,389	9,565	18,954
EKITI	4,259	4,416	8,675
ENUGU	11,230	14,239	25,469
FCT-ABUJA	7,350	9,106	16,456
GOMBE	13,808	7,504	21,312
IMO	9,947	11,727	21,674
JIGAWA	17,392	5,752	23,144
KADUNA	22,756	16,302	39,058
KANO	49,003	21,483	70,486
KATSINA	30,607	12,554	43,161
KEBBI	18,644	7,685	26,329
KOGI	9,906	6,991	16,897
KWARA	10,794	9,200	19,994
LAGOS	16,003	17,509	33,512
NASARAWA	18,384	12,916	31,300
NIGER	16,607	11,651	28,258
OGUN	10,775	11,276	22,051
ONDO	12,198	11,853	24,051
OSUN	12,262	12,440	24,702
OYO	24,415	24,943	49,358
PLATEAU	17,917	14,603	32,520
RIVERS	3,860	4,458	8,318
SOKOTO	15,368	5,909	21,277
TARABA	10,015	5,487	15,502
YOBE	6,524	2,008	8,532
ZAMFARA	16,057	5,639	21,696
FOREIGNER	7	11	18
National:	504,515	365,882	870,397



Kano State Has The Highest Number of Candidates Sat in 2016

National Examination Council

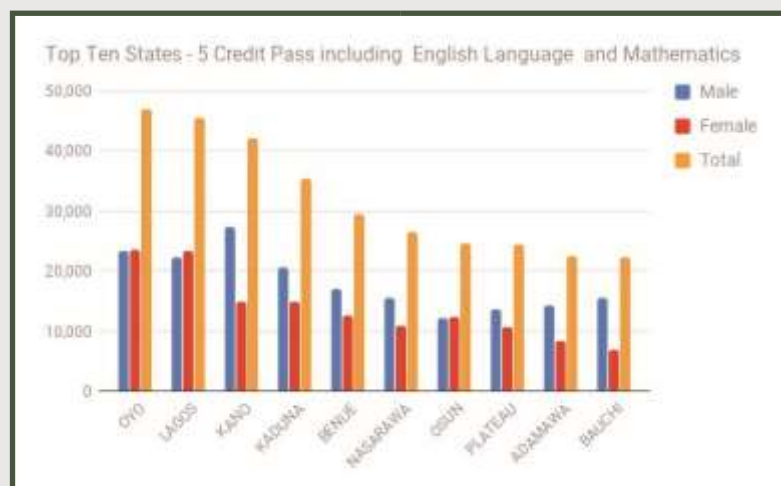
Data 2013 -2016

Distribution of Results by State,
Gender and Subject June/July 2016



5 Credit Pass including English Language and Mathematics

State	5 Credits Incl. Mth & Eng		
	Male	Female	Total
ABIA	4,667	5,190	9,857
ADAMAWA	14,135	8,382	22,517
AKWA IBOM	9,436	11,427	20,863
ANAMBRA	7,043	8,874	15,917
BAUCHI	15,506	6,789	22,295
BAYELSA	2,221	2,227	4,448
BENUE	16,917	12,490	29,407
BORNO	5,931	3,625	9,556
CROSS-RIVER	6,320	6,228	12,548
DELTA	8,235	8,756	16,991
EBONYI	4,636	4,241	8,877
EDO	10,075	10,108	20,183
EKITI	4,060	4,171	8,231
ENUGU	9,332	11,484	20,816
FCT-ABUJA	5,596	5,775	11,371
GOMBE	6,711	4,094	10,805
IMO	8,721	10,421	19,142
JIGAWA	8,268	2,835	11,103
KADUNA	20,517	14,805	35,322
KANO	27,211	14,766	41,977
KATSINA	14,524	6,626	21,150
KEBBI	10,018	4,593	14,611
KOGI	12,669	8,687	21,356
KWARA	8,921	7,587	16,508
LAGOS	22,241	23,242	45,483
NASARAWA	15,487	10,875	26,362
NIGER	12,358	8,307	20,665
OGUN	10,632	10,936	21,568
ONDO	10,570	10,459	21,029
OSUN	12,193	12,417	24,610
OYO	23,366	23,582	46,948
PLATEAU	13,610	10,746	24,356
RIVERS	4,493	4,920	9,413
SOKOTO	8,424	3,896	12,320
TARABA	8,900	4,766	13,666
YOBE	5,445	2,586	8,031
ZAMFARA	8,798	4,037	12,835
FOREIGNER	3	4	7
National:	398,190	314,954	713,144



Oyo State Has The Highest Number of Candidates With 5 Credit Pass including English Language and Mathematics in 2016

National Examination Council

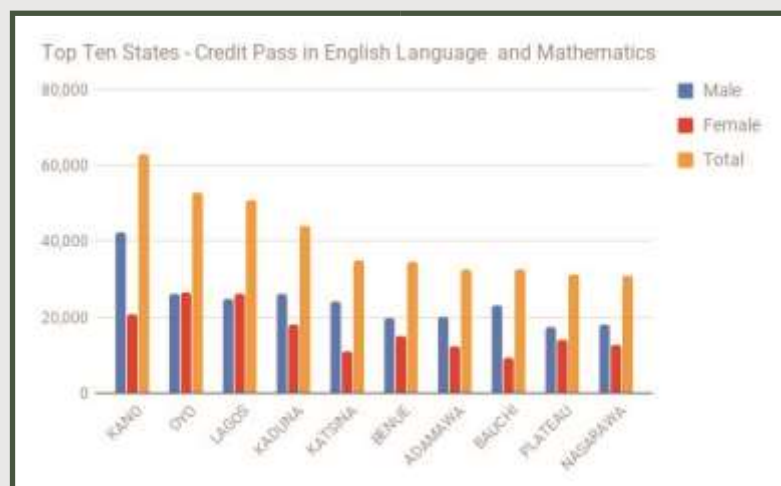
Data 2013 -2016

Distribution of Results by State,
Gender and Subject June/July 2016



Credit Pass in English Language and Mathematics

State	Credit Pass in Mth & Eng		
	Male	Female	Total
ABIA	5,070	5,816	10,886
ADAMAWA	20,221	12,350	32,571
AKWA IBOM	11,292	13,658	24,950
ANAMBRA	8,236	10,519	18,755
BAUCHI	23,162	9,318	32,480
BAYELSA	2,396	2,377	4,773
BENUE	19,854	14,862	34,716
BORNO	7,498	4,693	12,191
CROSS-RIVER	7,423	7,147	14,570
DELTA	9,100	9,803	18,903
EBONYI	5,276	4,973	10,249
EDO	10,892	10,864	21,756
EKITI	4,452	4,587	9,039
ENUGU	11,610	14,548	26,158
FCT-ABUJA	7,136	8,395	15,531
GOMBE	11,613	6,791	18,404
IMO	10,079	11,831	21,910
JIGAWA	14,309	5,024	19,333
KADUNA	26,061	17,971	44,032
KANO	42,221	20,624	62,845
KATSINA	24,044	10,901	34,945
KEBBI	15,453	6,805	22,258
KOGI	13,898	9,523	23,421
KWARA	10,902	9,268	20,170
LAGOS	24,703	26,035	50,738
NASARAWA	18,117	12,753	30,870
NIGER	17,191	11,313	28,504
OGUN	11,704	12,122	23,826
ONDO	12,081	11,856	23,937
OSUN	13,652	13,890	27,542
OYO	26,173	26,560	52,733
PLATEAU	17,272	14,082	31,354
RIVERS	5,155	5,874	11,029
SOKOTO	13,287	5,712	18,999
TARABA	11,633	6,103	17,736
YOBE	8,371	3,699	12,070
ZAMFARA	14,643	6,169	20,812
FOREIGNER	5	10	15
National:	516,185	388,826	905,011



Kano State Has The Highest Number of Candidates With Credit Pass in English Language and Mathematics in 2016

National Examination Council

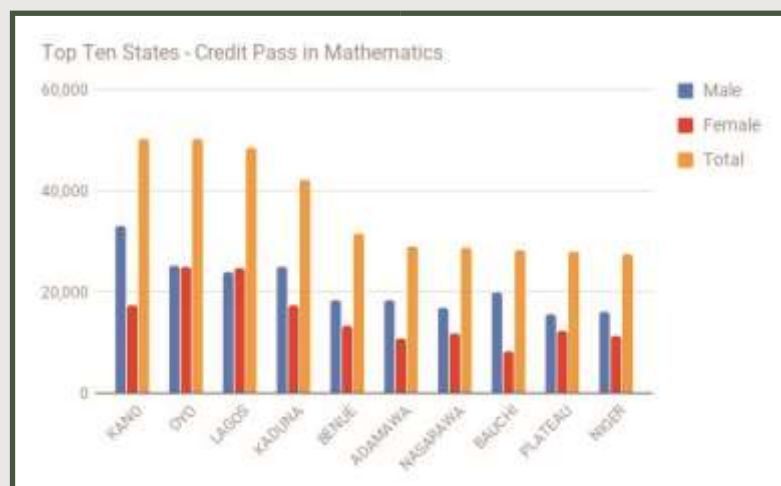
Data 2013 -2016

Distribution of Results by State,
Gender and Subject June/July 2016



Credit Pass in Mathematics

State	Credit Pass in Mth		
	Male	Female	Total
ABIA	4,898	5,405	10,303
ADAMAWA	18,238	10,850	29,088
AKWA IBOM	10,411	12,401	22,812
ANAMBRA	7,654	9,520	17,174
BAUCHI	19,786	8,311	28,097
BAYELSA	2,347	2,313	4,660
BENUE	18,221	13,368	31,589
BORNO	7,097	4,406	11,503
CROSS-RIVER	6,821	6,635	13,456
DELTA	8,752	9,268	18,020
EBONYI	4,860	4,439	9,299
EDO	10,540	10,446	20,986
EKITI	4,330	4,390	8,720
ENUGU	10,435	12,777	23,212
FCT-ABUJA	6,225	6,430	12,655
GOMBE	9,037	5,164	14,201
IMO	9,119	10,793	19,912
JIGAWA	10,953	3,727	14,680
KADUNA	24,878	17,299	42,177
KANO	33,008	17,226	50,234
KATSINA	18,512	8,790	27,302
KEBBI	13,188	6,111	19,299
KOGI	13,404	9,131	22,535
KWARA	9,869	8,216	18,085
LAGOS	23,835	24,595	48,430
NASARAWA	16,897	11,772	28,669
NIGER	16,093	11,268	27,361
OGUN	11,188	11,378	22,566
ONDO	11,560	11,204	22,764
OSUN	13,270	13,357	26,627
OYO	25,105	25,013	50,118
PLATEAU	15,545	12,293	27,838
RIVERS	4,746	5,131	9,877
SOKOTO	10,801	4,622	15,423
TARABA	10,110	5,405	15,515
YOBE	6,899	3,450	10,349
ZAMFARA	12,081	5,221	17,302
FOREIGNER	3	5	8
National:	460,716	352,130	812,846



Kano State Has The Highest Number of Candidates
With Credit Pass in Mathematics in 2016

National Examination Council

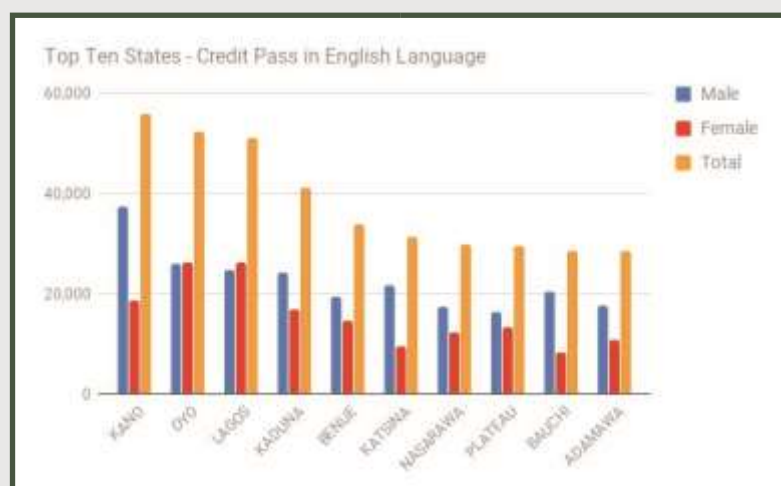
Data 2013 -2016

Distribution of Results by State,
Gender and Subject June/July 2016



Credit Pass in English Language

State	Credit Pass in Eng		
	Male	Female	Total
ABIA	5,004	5,713	10,717
ADAMAWA	17,697	10,686	28,383
AKWA IBOM	11,160	13,482	24,642
ANAMBRA	8,003	10,302	18,305
BAUCHI	20,256	8,201	28,457
BAYELSA	2,428	2,444	4,872
BENUE	19,289	14,558	33,847
BORNO	6,602	3,975	10,577
CROSS-RIVER	7,425	7,180	14,605
DELTA	9,207	9,926	19,133
EBONYI	5,191	4,907	10,098
EDO	10,867	10,858	21,725
EKITI	4,353	4,503	8,856
ENUGU	10,949	13,731	24,680
FCT-ABUJA	7,243	8,708	15,951
GOMBE	10,580	5,959	16,539
IMO	9,765	11,676	21,441
JIGAWA	11,638	4,151	15,789
KADUNA	24,114	16,896	41,010
KANO	37,408	18,513	55,921
KATSINA	21,665	9,465	31,130
KEBBI	13,494	6,064	19,558
KOGI	13,678	9,436	23,114
KWARA	10,245	8,886	19,131
LAGOS	24,731	26,167	50,898
NASARAWA	17,392	12,340	29,732
NIGER	16,497	10,998	27,495
OGUN	11,722	12,163	23,885
ONDO	11,805	11,610	23,415
OSUN	13,284	13,519	26,803
OYO	25,904	26,265	52,169
PLATEAU	16,313	13,214	29,527
RIVERS	5,304	5,958	11,262
SOKOTO	13,499	5,305	18,804
TARABA	11,063	5,863	16,926
YOBE	7,703	3,185	10,888
ZAMFARA	12,413	4,985	17,398
FOREIGNER	6	10	16
National:	485,897	371,802	857,699



Kano State Has The Highest Number of Candidates
With Credit Pass in English Language in 2016

National Examination Council

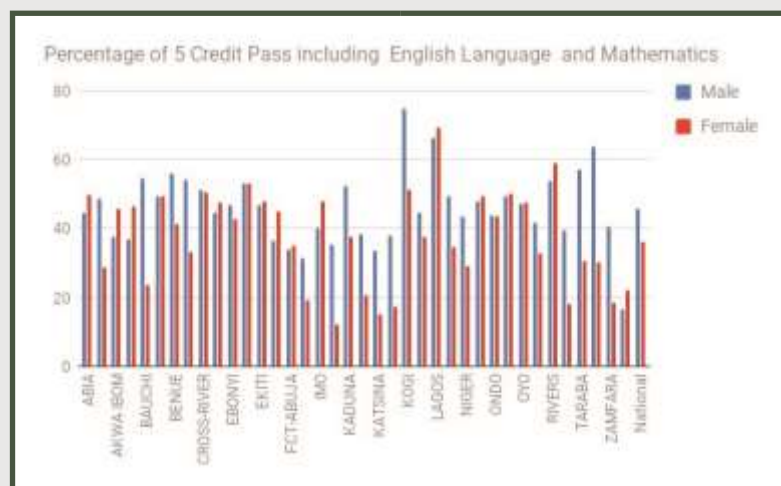
Data 2013 -2016

Distribution of Results by State,
Gender and Subject June/July 2016



Percentage of 5 Credit Pass including English Language and Mathematics

Perc. Of 5 Credits Incl. Mth & Eng (%)		
State	Male	Female
ABIA	44.8	49.8
ADAMAWA	49.0	29.1
AKWA IBOM	37.8	45.8
ANAMBRA	37.1	46.7
BAUCHI	54.7	23.9
BAYELSA	49.4	49.5
BENUUE	56.2	41.5
BORNO	54.3	33.2
CROSS-RIVER	51.3	50.5
DELTA	44.9	47.7
EBONYI	46.8	42.8
EDO	53.2	53.3
EKITI	46.8	48.1
ENUGU	36.6	45.1
FCT-ABUJA	34.0	35.1
GOMBE	31.5	19.2
IMO	40.2	48.1
KADUNA	52.5	37.9
KANO	38.6	20.9
KATSINA	33.7	15.4
KEBBI	38.0	17.4
KOGI	75.0	51.4
KWARA	44.6	37.9
LAGOS	66.4	69.4
NASARAWA	49.5	34.7
NIGER	43.7	29.4
OGUN	48.2	49.6
ONDO	43.9	43.5
OSUN	49.4	50.3
OYO	47.3	47.8
PLATEAU	41.9	33.0
RIVERS	54.0	59.1
SOKOTO	39.6	18.3
TARABA	57.4	30.7
YOBE	63.8	30.3
ZAMFARA	40.6	18.6
FOREIGNER	16.7	22.2
National	45.7	36.2



National Examination Council

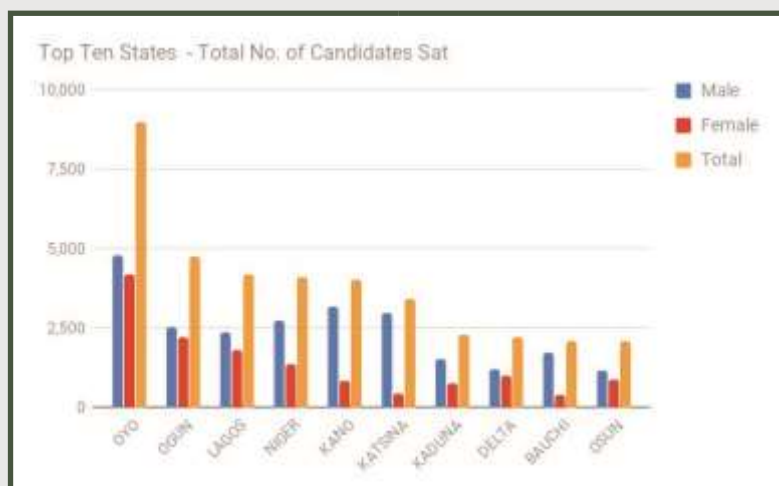
Data 2013 -2016

Distribution of Results by State,
Gender and Subject Nov/Dec 2013



Total No. of Candidates Sat

State	Total No. of Candidates Sat		
	Male	Female	Total
ABIA	285	244	529
ADAMAWA	295	168	463
AKWA-IBOM	508	384	892
ANAMBRA	258	266	524
BAUCHI	1,704	386	2,090
BAYELSA	130	94	224
BENUE	546	282	828
BORNO	85	42	127
CROSS-RIVER	340	258	598
DELTA	1,207	988	2,195
EBONYI	319	207	526
EDO	588	451	1,039
EKITI	612	514	1,126
ENUGU	652	587	1,239
FCT-ABUJA	490	401	891
GOMBE	493	243	736
IMO	371	347	718
JIGAWA	724	79	803
KADUNA	1,535	750	2,285
KANO	3,170	835	4,005
KATSINA	2,970	454	3,424
KEBBI	783	287	1,070
KOGI	510	379	889
KWARA	783	634	1,417
LAGOS	2,363	1,798	4,161
NASARAWA	651	372	1,023
NIGER	2,736	1,369	4,105
OGUN	2,535	2,202	4,737
ONDO	681	481	1,162
OSUN	1,173	897	2,070
OYO	4,773	4,192	8,965
PLATEAU	544	326	870
RIVERS	806	619	1,425
SOKOTO	401	106	507
TARABA	468	181	649
YOBE	1,082	234	1,316
ZAMFARA	165	43	208
National	37,451	21,856	59,307

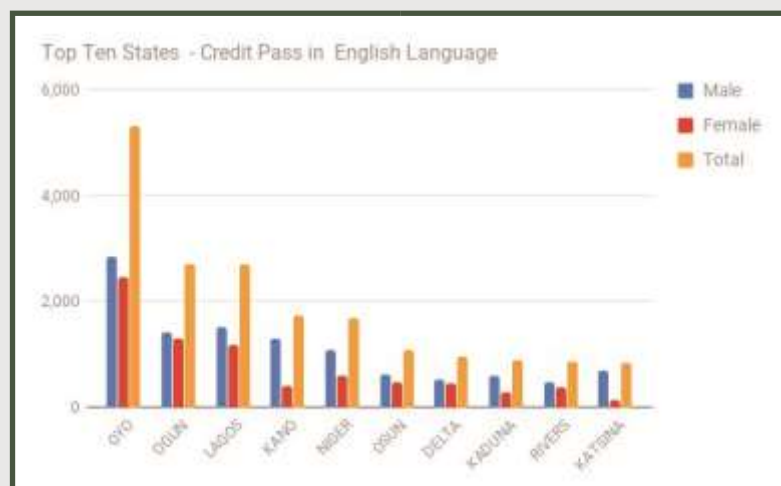


Oyo State Has The Highest Number of Candidates Sat



Credit Pass in English Language

Credit Pass in English Language			
State	Male	Female	Total
ABIA	205	183	388
ADAMAWA	122	78	200
AKWA-IBOM	211	179	390
ANAMBRA	130	140	270
BAUCHI	611	161	772
BAYELSA	52	49	101
BENUE	195	80	275
BORNO	19	9	28
CROSS-RIVER	136	98	234
DELTA	521	449	970
EBONYI	125	93	218
EDO	240	220	460
EKITI	365	321	686
ENUGU	252	174	426
FCT-ABUJA	188	144	332
GOMBE	81	42	123
IMO	94	80	174
JIGAWA	281	29	310
KADUNA	595	296	891
KANO	1,311	416	1,727
KATSINA	707	128	835
KEBBI	250	122	372
KOGI	143	100	243
KWARA	462	362	824
LAGOS	1,518	1,184	2,702
NASARAWA	376	242	618
NIGER	1,076	608	1,684
OGUN	1,417	1,290	2,707
ONDO	235	165	400
OSUN	613	467	1,080
OYO	2,842	2,469	5,311
PLATEAU	236	155	391
RIVERS	483	382	865
SOKOTO	139	51	190
TARABA	239	85	324
YOBE	475	99	574
ZAMFARA	15	3	18
National	16,755	10,970	27,725

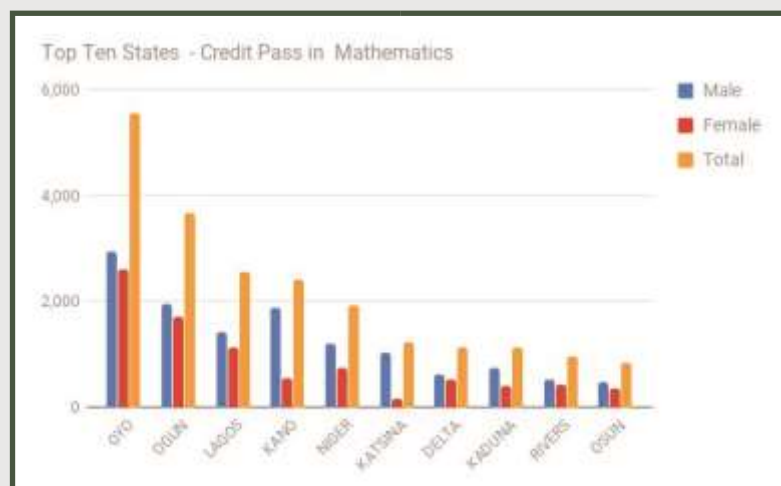


Oyo State Has The Highest Number of Candidates
With Credit Pass in English Language



Credit Pass in Mathematics

State	Credit Pass in Mathematics		Total
	Male	Female	
ABIA	192	167	359
ADAMAWA	116	76	192
AKWA-IBOM	327	242	569
ANAMBRA	103	108	211
BAUCHI	544	150	694
BAYELSA	95	73	168
BENUE	234	104	338
BORNO	33	20	53
CROSS-RIVER	154	117	271
DELTA	611	524	1,135
EBONYI	94	66	160
EDO	309	238	547
EKITI	348	274	622
ENUGU	311	294	605
FCT-ABUJA	70	41	111
GOMBE	110	58	168
IMO	191	204	395
JIGAWA	265	45	310
KADUNA	732	401	1,133
KANO	1,873	542	2,415
KATSINA	1,044	175	1,219
KEBBI	443	193	636
KOGI	168	121	289
KWARA	396	343	739
LAGOS	1,415	1,136	2,551
NASARAWA	287	198	485
NIGER	1,200	734	1,934
OGUN	1,952	1,720	3,672
ONDO	245	187	432
OSUN	471	362	833
OYO	2,947	2,599	5,546
PLATEAU	294	172	466
RIVERS	519	437	956
SOKOTO	129	50	179
TARABA	134	58	192
YOBE	495	99	594
ZAMFARA	16	6	22
National	18,675	12,167	30,842

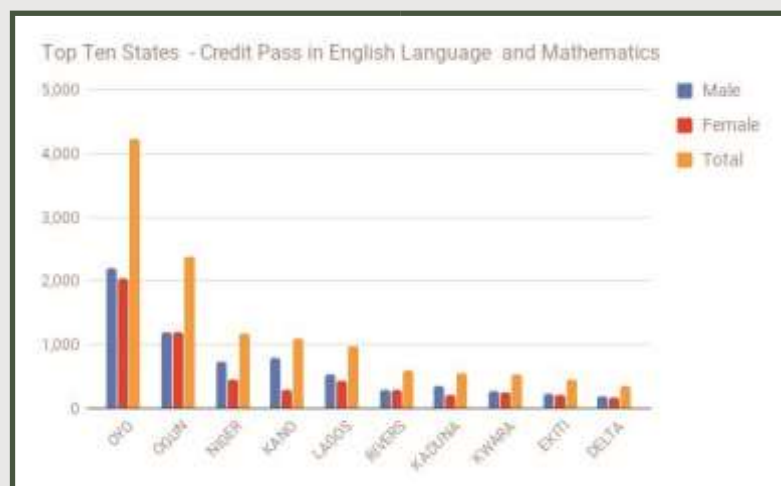


Oyo State Has The Highest Number of
Candidates With Credit Pass in Mathematics



Credit Pass in English Language and Mathematics

Credit Pass in Maths & Eng.			
State	Male	Female	Total
ABIA	167	154	321
ADAMAWA	34	16	50
AKWA-IBOM	181	143	324
ANAMBRA	55	72	127
BAUCHI	148	40	188
BAYELSA	37	40	77
BENUE	91	39	130
BORNO	5	-	5
CROSS-RIVER	61	39	100
DELTA	183	170	353
EBONYI	53	38	91
EDO	87	70	157
EKITI	233	212	445
ENUGU	178	136	314
FCT-ABUJA	19	14	33
GOMBE	18	15	33
IMO	99	105	204
JIGAWA	114	17	131
KADUNA	343	209	552
KANO	789	300	1,089
KATSINA	251	53	304
KEBBI	173	98	271
KOGI	81	62	143
KWARA	272	256	528
LAGOS	533	441	974
NASARAWA	113	90	203
NIGER	731	452	1,183
OGUN	1,191	1,185	2,376
ONDO	78	56	134
OSUN	142	95	237
OYO	2,204	2,028	4,232
PLATEAU	125	75	200
RIVERS	299	291	590
SOKOTO	78	32	110
TARABA	87	42	129
YOBE	126	29	155
ZAMFARA	3	2	5
National	9,215	6,962	16,177



Oyo State Has The Highest Number of Candidates With Credit Pass in English Language and Mathematics

National Examination Council

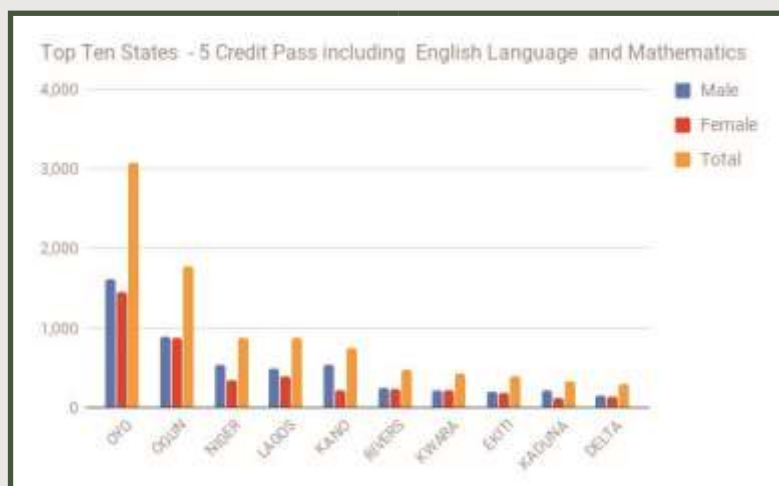
Data 2013 -2016

Distribution of Results by State,
Gender and Subject Nov/Dec 2013



5 Credit Pass including English Language and Mathematics

State	5 Credits Inc. Mth & Eng.		Total
	Male	Female	
ABIA	141	129	270
ADAMAWA	32	15	47
AKWA-IBOM	117	86	203
ANAMBRA	38	48	86
BAUCHI	111	31	142
BAYELSA	24	30	54
BENUE	66	29	95
BORNO	5	-	5
CROSS-RIVER	48	27	75
DELTA	157	141	298
EBONYI	30	16	46
EDO	71	59	130
EKITI	197	192	389
ENUGU	103	72	175
FCT-ABUJA	13	11	24
GOMBE	12	10	22
IMO	49	43	92
JIGAWA	72	13	85
KADUNA	209	123	332
KANO	536	217	753
KATSINA	137	37	174
KEBBI	109	74	183
KOGI	42	36	78
KWARA	223	210	433
LAGOS	485	387	872
NASARAWA	102	78	180
NIGER	536	344	880
OGUN	895	872	1,767
ONDO	54	37	91
OSUN	103	83	186
OYO	1,614	1,458	3,072
PLATEAU	104	67	171
RIVERS	252	229	481
SOKOTO	62	25	87
TARABA	44	25	69
YOBE	92	23	115
ZAMFARA	2	1	3
National	6,746	5,149	11,895



Oyo State Has The Highest Number of Candidates With 5 Credit Pass including English Language and Mathematics

National Examination Council

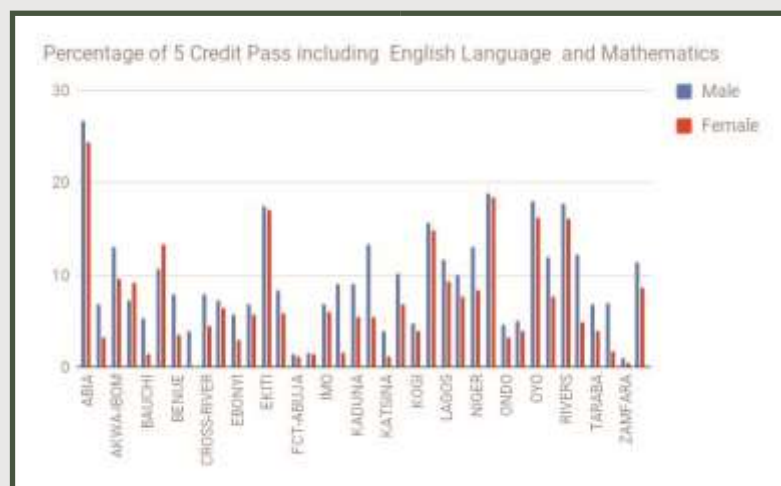
Data 2013 -2016

Distribution of Results by State,
Gender and Subject Nov/Dec 2013



Percentage of 5 Credit Pass including English Language and Mathematics

Percentage of 5 credits including Maths & Eng. (%)		
State	Male	Female
ABIA	26.7	24.4
ADAMAWA	6.9	3.2
AKWA-IBOM	13.1	9.6
ANAMBRA	7.3	9.2
BAUCHI	5.3	1.5
BAYELSA	10.7	13.4
BENUE	8.0	3.5
BORNO	3.9	-
CROSS-RIVER	8.0	4.5
DELTA	7.2	6.4
EBONYI	5.7	3.0
EDO	6.8	5.7
EKITI	17.5	17.1
ENUGU	8.3	5.8
FCT-ABUJA	1.5	1.2
GOMBE	1.6	1.4
IMO	6.8	6.0
KADUNA	9.1	5.4
KANO	13.4	5.4
KATSINA	4.0	1.1
KEBBI	10.2	6.9
KOGI	4.7	4.0
KWARA	15.7	14.8
LAGOS	11.7	9.3
NASARAWA	10.0	7.6
NIGER	13.1	8.4
OGUN	18.9	18.4
ONDO	4.6	3.2
OSUN	5.0	4.0
OYO	18.0	16.3
PLATEAU	12.0	7.7
RIVERS	17.7	16.1
SOKOTO	12.2	4.9
TARABA	6.8	3.9
YOBE	7.0	1.7
ZAMFARA	1.0	0.5
National	11.4	8.7



National Examination Council

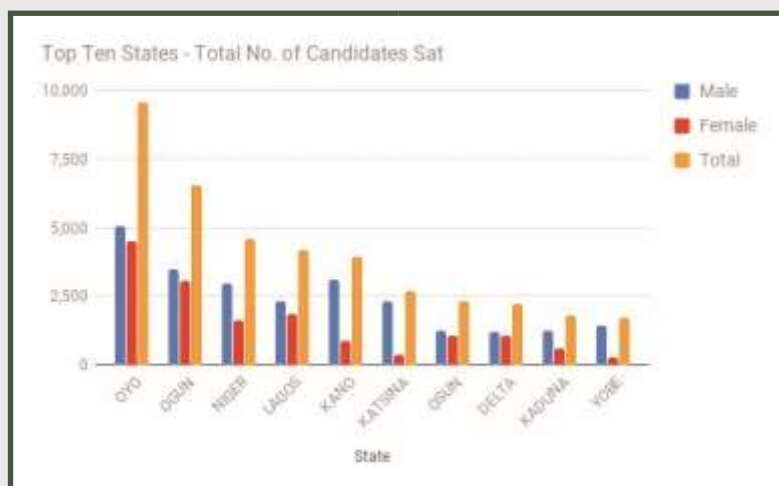
Data 2013 -2016

Distribution of Results by State,
Gender and Subject Nov/Dec 2014



Total No. of Candidates Sat

State	Total No. Candidates Sat		Total
	Male	Female	
ABIA	341	318	659
ADAMAWA	160	101	261
AKWA-IBOM	608	589	1,197
ANAMBRA	314	291	605
BAUCHI	753	180	933
BAYELSA	116	83	199
BENUE	487	281	768
BORNO	114	62	176
CROSS-RIVER	365	293	658
DELTA	1,183	1,059	2,242
EBONYI	274	224	498
EDO	430	344	774
EKITI	373	393	766
ENUGU	656	654	1,310
FCT-ABUJA	499	463	962
GOMBE	363	160	523
IMO	383	349	732
JIGAWA	1,459	189	1,648
KADUNA	1,233	586	1,819
KANO	3,098	852	3,950
KATSINA	2,330	375	2,705
KEBBI	477	175	652
KOGI	395	312	707
KWARA	784	683	1,467
LAGOS	2,305	1,845	4,150
NASARAWA	762	490	1,252
NIGER	2,961	1,612	4,573
OGUN	3,456	3,059	6,515
ONDO	553	510	1,063
OSUN	1,236	1,058	2,294
OYO	5,061	4,501	9,562
PLATEAU	640	458	1,098
RIVERS	834	728	1,562
SOKOTO	510	183	693
TARABA	343	186	529
YOBE	1,439	259	1,698
ZAMFARA	94	92	186
National	37,389	23,997	61,386

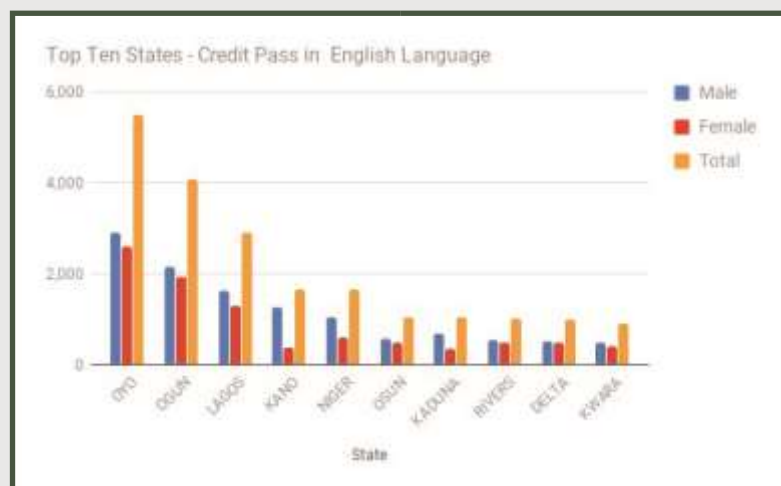


Oyo State Has The Highest Number of Candidates Sat



Credit Pass in English Language

State	Credit Pass in English language		Total
	Male	Female	
ABIA	201	204	405
ADAMAWA	62	31	93
AKWA-IBOM	388	370	758
ANAMBRA	146	140	286
BAUCHI	317	76	393
BAYELSA	28	24	52
BENUE	260	129	389
BORNO	50	16	66
CROSS-RIVER	134	131	265
DELTA	505	492	997
EBONYI	153	122	275
EDO	192	173	365
EKITI	229	267	496
ENUGU	421	444	865
FCT-ABUJA	186	176	362
GOMBE	117	51	168
IMO	202	202	404
JIGAWA	447	95	542
KADUNA	688	357	1045
KANO	1266	385	1651
KATSINA	731	153	884
KEBBI	242	101	343
KOGI	242	202	444
KWARA	487	411	898
LAGOS	1620	1292	2912
NASARAWA	451	293	744
NIGER	1038	606	1644
OGUN	2139	1928	4067
ONDO	248	248	496
OSUN	574	474	1048
OYO	2895	2589	5484
PLATEAU	216	173	389
RIVERS	537	474	1011
SOKOTO	323	137	460
TARABA	152	77	229
YOBE	635	102	737
ZAMFARA	51	46	97
National	18,573	13,191	31764

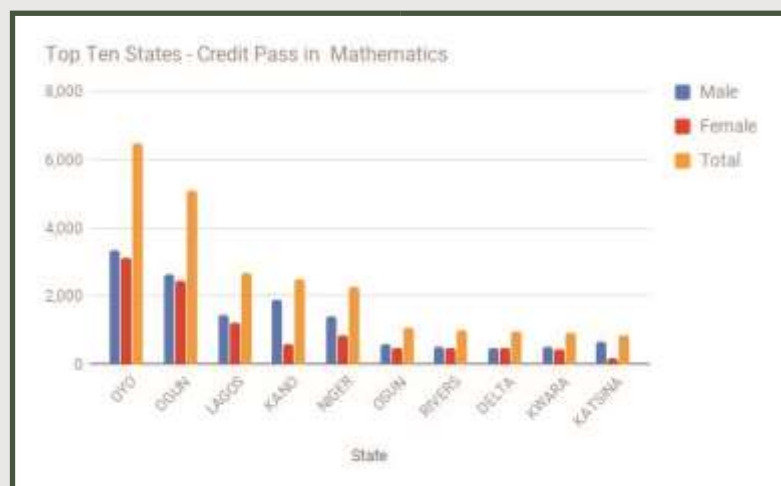


Oyo State Has The Highest Number of Candidates With Credit Pass in English Language



Credit Pass in Mathematics

State	Credit Pass in Mathematics		Total
	Male	Female	
ABIA	241	235	476
ADAMAWA	60	36	96
AKWA-IBOM	391	421	812
ANAMBRA	159	144	303
BAUCHI	264	71	335
BAYELSA	11	7	18
BENUE	121	77	198
BORNO	17	8	25
CROSS-RIVER	72	66	138
DELTA	489	478	967
EBONYI	112	97	209
EDO	172	140	312
EKITI	223	238	461
ENUGU	353	401	754
FCT-ABUJA	97	73	170
GOMBE	107	34	141
IMO	124	144	268
JIGAWA	341	69	410
KADUNA	555	287	842
KANO	1888	594	2482
KATSINA	679	172	851
KEBBI	202	102	304
KOGI	157	143	300
KWARA	499	430	929
LAGOS	1444	1206	2650
NASARAWA	354	233	587
NIGER	1404	863	2267
OGUN	2638	2457	5095
ONDO	253	219	472
OSUN	601	473	1074
OYO	3347	3124	6471
PLATEAU	151	105	256
RIVERS	504	474	978
SOKOTO	362	144	506
TARABA	52	42	94
YOBE	436	70	506
ZAMFARA	24	33	57
National	18,904	13,910	32814




Oyo State Has The Highest Number of Candidates
With Credit Pass in Mathematics



Credit Pass in English Language and Mathematics

State	Credit Pass in Maths & Eng.		Total
	Male	Female	
ABIA	195	200	395
ADAMAWA	9	2	11
AKWA-IBOM	261	296	557
ANAMBRA	71	79	150
BAUCHI	88	30	118
BAYELSA	6	8	14
BENUE	34	15	49
BORNO	7	5	12
CROSS-RIVER	20	33	53
DELTA	191	198	389
EBONYI	71	72	143
EDO	57	29	86
EKITI	86	93	179
ENUGU	244	330	574
FCT-ABUJA	37	23	60
GOMBE	11	7	18
IMO	87	106	193
JIGAWA	72	12	84
KADUNA	290	162	452
KANO	700	246	946
KATSINA	227	82	309
KEBBI	100	41	141
KOGI	62	25	87
KWARA	342	315	657
LAGOS	898	727	1625
NASARAWA	149	86	235
NIGER	719	463	1182
OGUN	1849	1811	3660
ONDO	83	76	159
OSUN	234	201	435
OYO	2212	2184	4396
PLATEAU	89	78	167
RIVERS	323	316	639
SOKOTO	250	116	366
TARABA	18	12	30
YOBE	152	23	175
ZAMFARA	11	9	20
National	10,255	8,511	18766

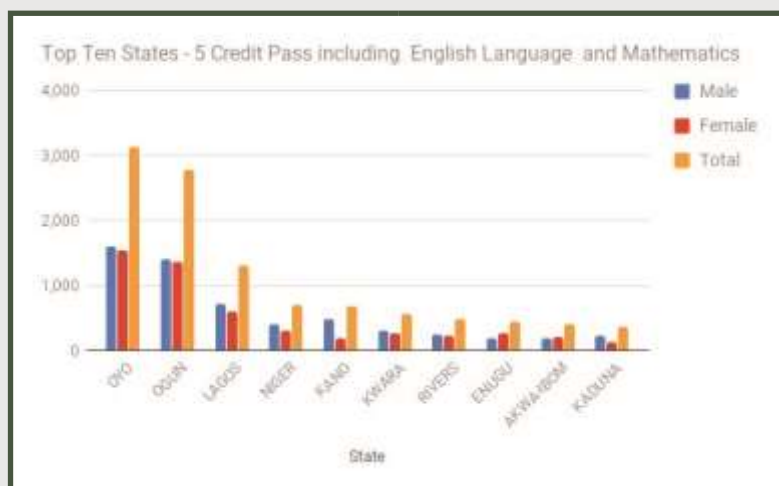


Oyo State Has The Highest Number of Candidates With Credit Pass in English Language and Mathematics



5 Credit Pass including English Language and Mathematics

State	5 Credits Inc. Mth & Eng.		Total
	Male	Female	
ABIA	149	149	298
ADAMAWA	8	2	10
AKWA-IBOM	180	213	393
ANAMBRA	47	51	98
BAUCHI	68	19	87
BAYELSA	1	3	4
BENUE	26	14	40
BORNO	4	2	6
CROSS-RIVER	16	20	36
DELTA	139	148	287
EBONYI	46	46	92
EDO	40	25	65
EKITI	73	80	153
ENUGU	176	260	436
FCT-ABUJA	17	17	34
GOMBE	5	4	9
IMO	53	67	120
JIGAWA	38	12	50
KADUNA	223	131	354
KANO	481	187	668
KATSINA	174	54	228
KEBBI	76	35	111
KOGI	43	19	62
KWARA	299	267	566
LAGOS	718	592	1310
NASARAWA	105	60	165
NIGER	409	294	703
OGUN	1401	1370	2771
ONDO	69	66	135
OSUN	187	165	352
OYO	1593	1539	3132
PLATEAU	53	44	97
RIVERS	246	234	480
SOKOTO	234	105	339
TARABA	3	6	9
YOBE	102	14	116
ZAMFARA	8	8	16
National	7,510	6,322	13832

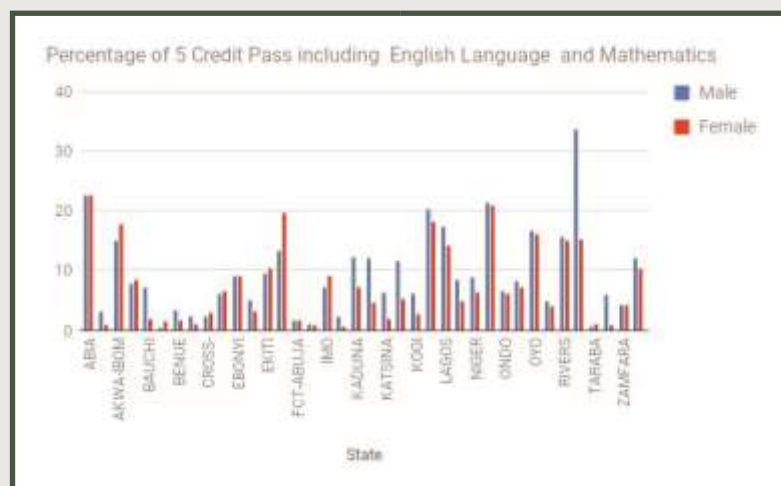


Oyo State Has The Highest Number of Candidates With 5 Credit Pass including English Language and Mathematics



Percentage of 5 Credit Pass including English Language and Mathematics

Percentage of 5 credits including Maths & Eng. (%)		
State	Male	Female
ABIA	22.6	22.6
ADAMAWA	3.1	0.8
AKWA-IBOM	15	17.8
ANAMBRA	7.8	8.4
BAUCHI	7.3	2
BAYELSA	0.5	1.5
BENUE	3.4	1.8
BORNO	2.3	1.1
CROSS-RIVER	2.4	3
DELTA	6.2	6.6
EBONYI	9.2	9.2
EDO	5.2	3.2
EKITI	9.5	10.4
ENUGU	13.4	19.8
FCT-ABUJA	1.8	1.8
GOMBE	1	0.8
IMO	7.2	9.2
JIGAWA	2.3	0.7
KADUNA	12.3	7.2
KANO	12.2	4.7
KATSINA	6.4	2
KEBBI	11.7	5.4
KOGI	6.1	2.7
KWARA	20.4	18.2
LAGOS	17.3	14.3
NASARAWA	8.4	4.8
NIGER	8.9	6.4
OGUN	21.5	21
ONDO	6.5	6.2
OSUN	8.2	7.2
OYO	16.7	16.1
PLATEAU	4.8	4
RIVERS	15.7	15
SOKOTO	33.8	15.2
TARABA	0.6	1.1
YOBE	6	0.8
ZAMFARA	4.3	4.3
National	12.2	10.3



National Examination Council

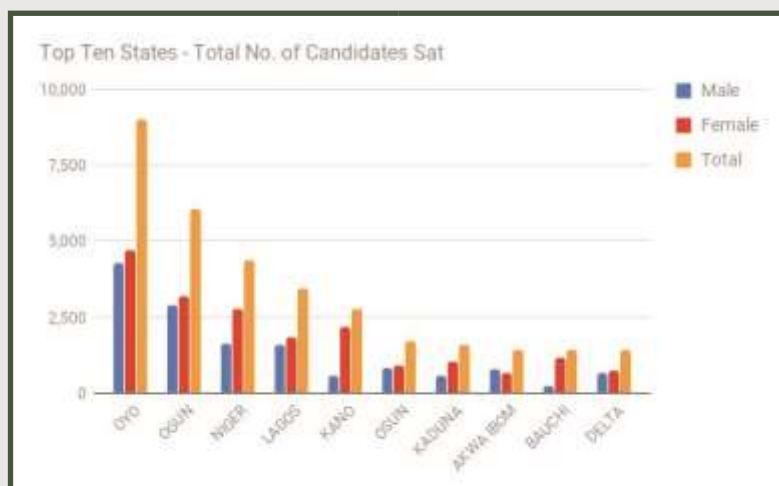
Data 2013 -2016

Distribution of Results by State,
Gender and Subject Nov/Dec 2015



Total No. of Candidates Sat

State	Total No. of Candidates Sat		
	Male	Female	Total
ABIA	355	351	706
ADAMAWA	159	363	522
AKWA IBOM	767	659	1,426
ANAMBRA	255	281	536
BAUCHI	250	1,164	1,414
BAYELSA	54	73	127
BENUE	222	446	668
BORNO	47	70	117
CROSS-RIVER	344	349	693
DELTA	671	726	1,397
EBONYI	161	156	317
EDO	251	316	567
EKITI	301	376	677
ENUGU	485	444	929
FCT-ABUJA	411	466	877
GOMBE	159	432	591
IMO	270	222	492
JIGAWA	55	443	498
KADUNA	559	1,036	1,595
KANO	572	2,169	2,741
KATSINA	91	351	442
KEBBI	138	255	393
KOGI	178	250	428
KWARA	605	652	1,257
LAGOS	1,589	1,853	3,442
NASARAWA	321	501	822
NIGER	1,621	2,762	4,383
OGUN	2,870	3,203	6,073
ONDO	419	472	891
OSUN	807	896	1,703
OYO	4,299	4,719	9,018
PLATEAU	328	466	794
RIVERS	595	649	1,244
SOKOTO	162	321	483
TARABA	95	143	238
YOBE	46	170	216
ZAMFARA	83	284	367
National:	20,595	28,489	49,084



Oyo State Has The Highest Number of Candidates Sat in 2015

National Examination Council

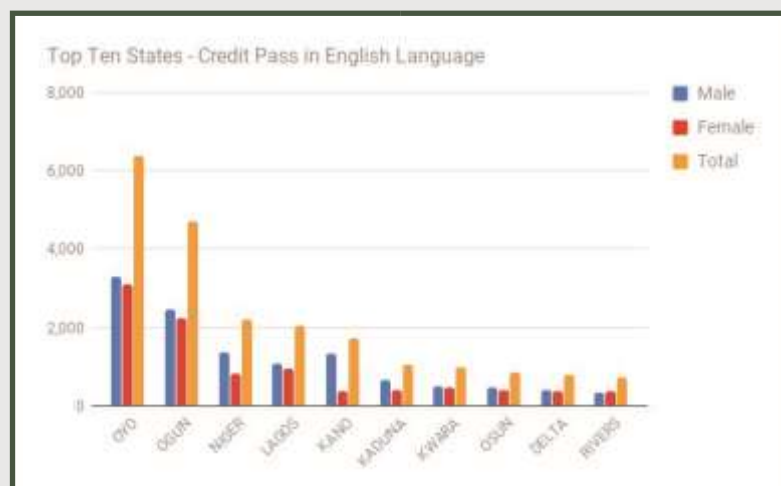
Data 2013 -2016

Distribution of Results by State,
Gender and Subject Nov/Dec 2015



Credit Pass in English Language

State	Credit Pass in Eng		
	Male	Female	Total
ABIA	280	289	569
ADAMAWA	191	88	279
AKWA IBOM	305	326	631
ANAMBRA	216	190	406
BAUCHI	409	74	483
BAYELSA	46	33	79
BENUE	178	97	275
BORNO	40	24	64
CROSS-RIVER	179	181	360
DELTA	411	372	783
EBONYI	90	102	192
EDO	158	116	274
EKITI	221	198	419
ENUGU	258	301	559
FCT-ABUJA	221	197	418
GOMBE	50	19	69
IMO	156	190	346
JIGAWA	196	21	217
KADUNA	659	390	1,049
KANO	1,347	359	1,706
KATSINA	167	37	204
KEBBI	130	77	207
KOGI	121	85	206
KWARA	505	462	967
LAGOS	1,081	944	2,025
NASARAWA	234	160	394
NIGER	1,354	832	2,186
OGUN	2,467	2,228	4,695
ONDO	280	263	543
OSUN	450	391	841
OYO	3,283	3,100	6,383
PLATEAU	274	202	476
RIVERS	349	365	714
SOKOTO	213	121	334
TARABA	95	60	155
YOBE	110	26	136
ZAMFARA	54	20	74
National	16,778	12,940	29,718

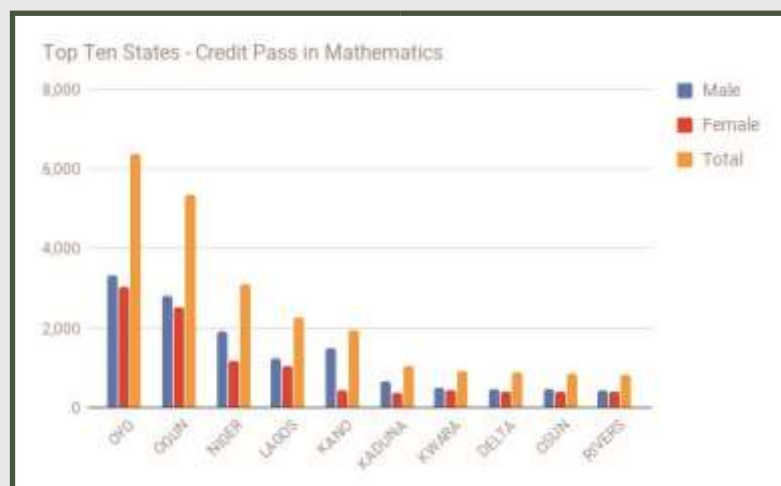


Oyo State Has The Highest Number of Candidates With Credit Pass in English Language in 2015



Credit Pass in Mathematics

State	Credit Pass in Math		
	Male	Female	Total
ABIA	298	314	612
ADAMAWA	180	72	252
AKWA IBOM	378	410	788
ANAMBRA	192	169	361
BAUCHI	616	113	729
BAYELSA	30	28	58
BENUE	207	92	299
BORNO	45	25	70
CROSS-RIVER	200	198	398
DELTA	462	412	874
EBONYI	70	70	140
EDO	158	128	286
EKITI	305	251	556
ENUGU	276	297	573
FCT-ABUJA	146	72	218
GOMBE	120	39	159
IMO	169	202	371
JIGAWA	93	14	107
KADUNA	666	377	1,043
KANO	1,504	431	1,935
KATSINA	234	58	292
KEBBI	199	111	310
KOGI	119	74	193
KWARA	496	434	930
LAGOS	1,225	1,028	2,253
NASARAWA	285	174	459
NIGER	1,918	1,172	3,090
OGUN	2,822	2,524	5,346
ONDO	288	262	550
OSUN	463	389	852
OYO	3,335	3,041	6,376
PLATEAU	272	199	471
RIVERS	426	405	831
SOKOTO	202	115	317
TARABA	76	43	119
YOBE	121	31	152
ZAMFARA	99	15	114
National:	18,695	13,789	32,484



Oyo State Has The Highest Number of Candidates With Credit Pass in Mathematics in 2015

National Examination Council

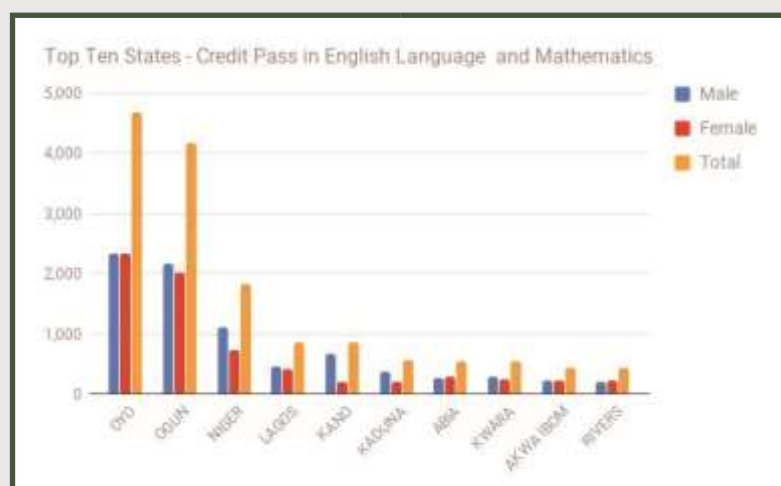
Data 2013 -2016

Distribution of Results by State,
Gender and Subject Nov/Dec 2015



Credit Pass in English Language and Mathematics

State	Credit Pass in Maths & Eng		
	Male	Female	Total
ABIA	254	277	531
ADAMAWA	102	41	143
AKWA IBOM	215	226	441
ANAMBRA	131	129	260
BAUCHI	125	24	149
BAYELSA	14	14	28
BENUE	85	33	118
BORNO	7	9	16
CROSS-RIVER	82	80	162
DELTA	191	180	371
EBONYI	54	59	113
EDO	61	48	109
EKITI	139	135	274
ENUGU	147	194	341
FCT-ABUJA	40	35	75
GOMBE	22	10	32
IMO	80	104	184
JIGAWA	29	5	34
KADUNA	362	195	557
KANO	661	198	859
KATSINA	82	24	106
KEBBI	125	63	188
KOGI	33	27	60
KWARA	284	245	529
LAGOS	457	403	860
NASARAWA	115	71	186
NIGER	1,104	725	1,829
OGUN	2,158	2,011	4,169
ONDO	97	115	212
OSUN	194	145	339
OYO	2,329	2,339	4,668
PLATEAU	99	65	164
RIVERS	196	226	422
SOKOTO	110	57	167
TARABA	41	25	66
YOBE	77	17	94
ZAMFARA	49	10	59
National	10,351	8,564	18,915



Oyo State Has The Highest Number of Candidates With Credit Pass in English Language and Mathematics in 2015

National Examination Council

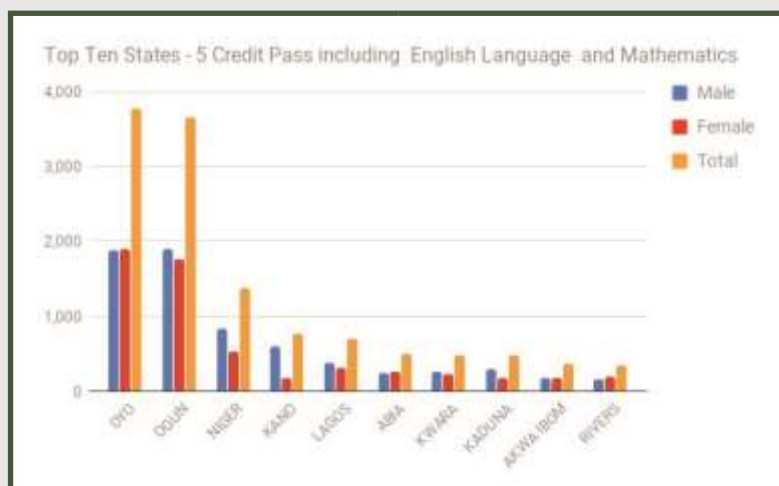
Data 2013 -2016

Distribution of Results by State,
Gender and Subject Nov/Dec 2015



5 Credit Pass including English Language and Mathematics

State	5 Credits Incl. Mth & Eng		
	Male	Female	Total
ABIA	240	263	503
ADAMAWA	90	37	127
AKWA IBOM	182	184	366
ANAMBRA	124	109	233
BAUCHI	100	20	120
BAYELSA	10	11	21
BENUE	57	25	82
BORNO	7	5	12
CROSS-RIVER	68	67	135
DELTA	166	156	322
EBONYI	40	42	82
EDO	46	34	80
EKITI	118	118	236
ENUGU	131	159	290
FCT-ABUJA	31	19	50
GOMBE	11	5	16
IMO	74	94	168
JIGAWA	20	5	25
KADUNA	298	180	478
KANO	596	175	771
KATSINA	77	22	99
KEBBI	86	42	128
KOGI	28	26	54
KWARA	265	220	485
LAGOS	376	319	695
NASARAWA	92	50	142
NIGER	837	539	1,376
OGUN	1,893	1,765	3,658
ONDO	84	105	189
OSUN	179	130	309
OYO	1,878	1,890	3,768
PLATEAU	83	60	143
RIVERS	155	189	344
SOKOTO	84	44	128
TARABA	34	20	54
YOBE	62	14	76
ZAMFARA	20	3	23
National:	8,642	7,146	15,788



Oyo State Has The Highest Number of Candidates With 5 Credit Pass including English Language and Mathematics in 2015

National Examination Council

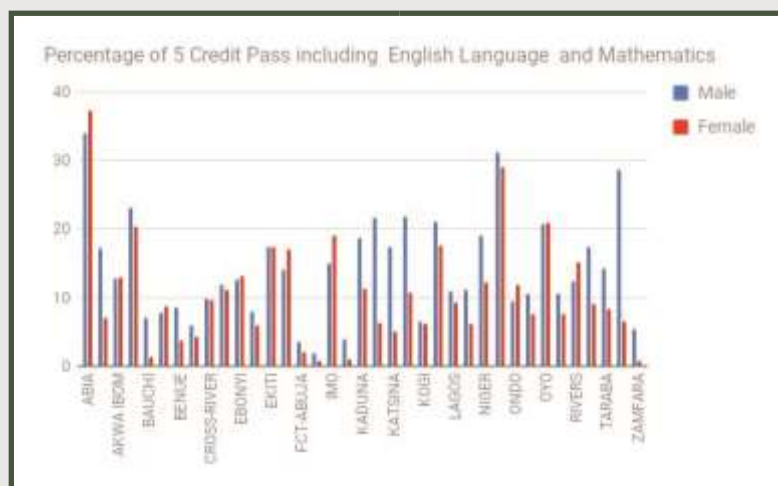
Data 2013 -2016

Distribution of Results by State,
Gender and Subject Nov/Dec 2015



Percentage of 5 Credit Pass including English Language and Mathematics

Perc. Of 5 Credits Incl. Maths & Eng(%)		
State	Male	Female
ABIA	34.0	37.3
ADAMAWA	17.2	7.1
AKWA IBOM	12.8	12.9
ANAMBRA	23.1	20.3
BAUCHI	7.1	1.4
BAYELSA	7.9	8.7
BENUE	8.5	3.7
BORNO	6.0	4.3
CROSS-RIVER	9.8	9.7
DELTA	11.9	11.2
EBONYI	12.6	13.2
EDO	8.1	6.0
EKITI	17.4	17.4
ENUGU	14.1	17.1
FCT-ABUJA	3.5	2.2
GOMBE	1.9	0.8
IMO	15.0	19.1
JIGAWA	4.0	1.0
KADUNA	18.7	11.3
KANO	21.7	6.4
KATSINA	17.4	5.0
KEBBI	21.9	10.7
KOGI	6.5	6.1
KWARA	21.1	17.5
LAGOS	10.9	9.3
NASARAWA	11.2	6.1
NIGER	19.1	12.3
OGUN	31.2	29.1
ONDO	9.4	11.8
OSUN	10.5	7.6
OYO	20.8	21.0
PLATEAU	10.5	7.6
RIVERS	12.5	15.2
SOKOTO	17.4	9.1
TARABA	14.3	8.4
YOBE	28.7	6.5
ZAMFARA	5.4	0.8
National:	42.0	25.1



National Examination Council

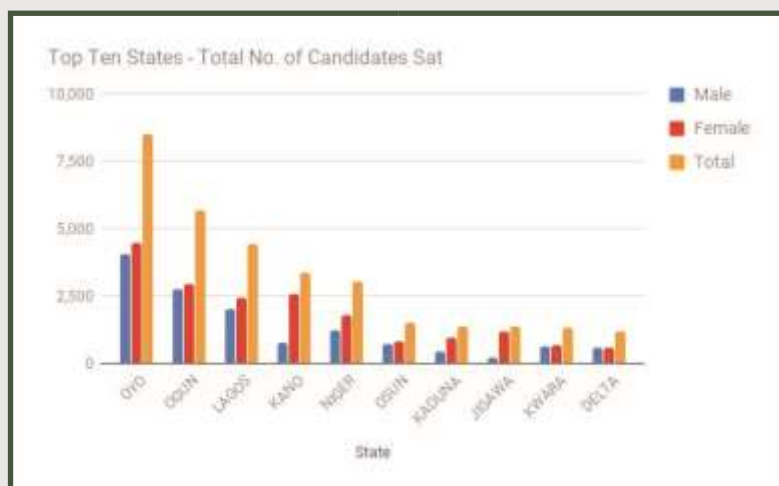
Data 2013 -2016

Distribution of Results by State,
Gender and Subject Nov/Dec 2016



Total No. of Candidates Sat

State	Total No of Candidates Sat		
	Male	Female	Total
ABIA	299	345	644
ADAMAWA	197	438	635
AKWA IBOM	528	590	1,118
ANAMBRA	241	253	494
BAUCHI	152	415	567
BENUE	174	334	508
BORNO	58	162	220
CROSS-RIVER	258	301	559
DELTA	582	599	1,181
EDO	253	323	576
ENUGU	526	488	1,014
IMO	169	184	353
JIGAWA	186	1,165	1,351
KADUNA	457	928	1,385
KANO	764	2,576	3,340
KATSINA	99	275	374
KEBBI	224	353	577
KOGI	206	239	445
KWARA	638	672	1,310
LAGOS	2,021	2,417	4,438
NIGER	1,228	1,802	3,030
OGUN	2,757	2,930	5,687
ONDO	333	457	790
OSUN	701	808	1,509
OYO	4,054	4,459	8,513
PLATEAU	443	614	1,057
RIVERS	520	557	1,077
SOKOTO	85	193	278
TARABA	119	220	339
YOBE	120	433	553
FCT-ABUJA	359	364	723
BAYELSA	105	105	210
EBONYI	123	136	259
EKITI	298	343	641
GOMBE	119	258	377
NASARAWA	334	422	756
ZAMFARA	42	188	230
National:	19,772	27,346	47,118



Oyo State Has The Highest Number of Candidates Sat

National Examination Council

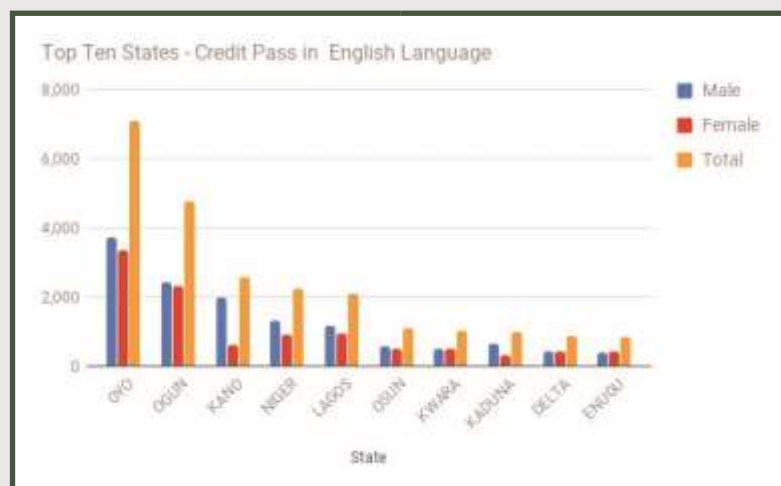
Data 2013 -2016

Distribution of Results by State,
Gender and Subject Nov/Dec 2016



Credit Pass in English Language

State	Credit Pass in Eng		
	Male	Female	Total
ABIA	145	134	279
ADAMAWA	294	134	428
AKWA IBOM	428	381	809
ANAMBRA	202	193	395
BAUCHI	80	23	103
BENUE	183	109	292
BORNO	95	40	135
CROSS-RIVER	194	164	358
DELTA	436	442	878
EDO	170	122	292
ENUGU	403	444	847
IMO	110	102	212
JIGAWA	587	70	657
KADUNA	666	328	994
KANO	1,988	602	2,590
KATSINA	177	69	246
KEBBI	293	173	466
KOGI	170	131	301
KWARA	507	503	1,010
LAGOS	1,177	933	2,110
NIGER	1,323	906	2,229
OGUN	2,434	2,307	4,741
ONDO	355	254	609
OSUN	578	501	1,079
OYO	3,716	3,360	7,076
PLATEAU	477	344	821
RIVERS	355	338	693
SOKOTO	90	45	135
TARABA	132	73	205
YOBE	261	74	335
FCT-ABUJA	180	160	340
BAYELSA	66	68	134
EBONYI	96	92	188
EKITI	259	227	486
GOMBE	121	58	179
NASARAWA	322	248	570
ZAMFARA	58	23	81
National:	19,128	14,175	33,303



Oyo State Has The Highest Number of
Candidates With Credit Pass in English Language

National Examination Council

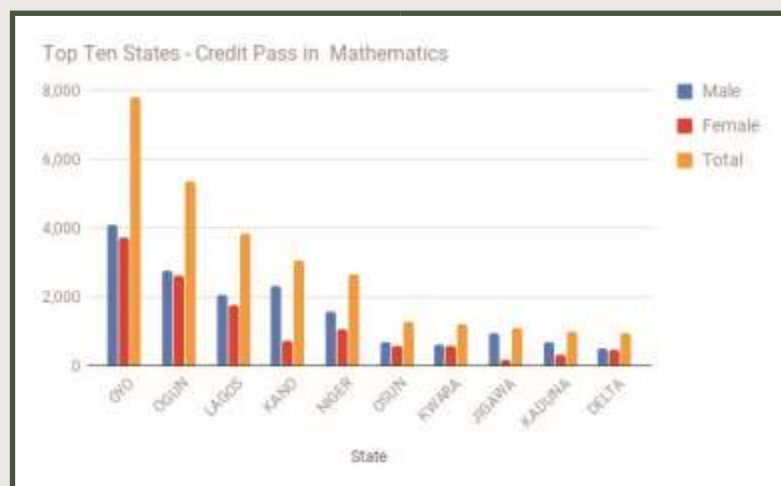
Data 2013 -2016

Distribution of Results by State,
Gender and Subject Nov/Dec 2016



Credit Pass in Mathematics

State	Credit Pass in Math		
	Male	Female	Total
ABIA	236	212	448
ADAMAWA	367	159	526
AKWA IBOM	494	450	944
ANAMBRA	206	199	405
BAUCHI	241	94	335
BENUE	199	103	302
BORNO	123	52	175
CROSS-RIVER	235	201	436
DELTA	491	462	953
EDO	186	141	327
ENUGU	429	469	898
IMO	135	122	257
JIGAWA	928	153	1,081
KADUNA	667	332	999
KANO	2,319	718	3,037
KATSINA	188	64	252
KEBBI	263	118	381
KOGI	173	144	317
KWARA	613	582	1,195
LAGOS	2,069	1,753	3,822
NIGER	1,581	1,071	2,652
OGUN	2,749	2,605	5,354
ONDO	364	260	624
OSUN	687	587	1,274
OYO	4,092	3,716	7,808
PLATEAU	530	390	920
RIVERS	462	451	913
SOKOTO	135	54	189
TARABA	129	66	195
YOBE	334	84	418
FCT-ABUJA	191	170	361
BAYELSA	65	70	135
EBONYI	79	72	151
EKITI	276	258	534
GOMBE	73	38	111
NASARAWA	377	299	676
ZAMFARA	43	6	49
National:	22,729	16,725	39,454



Oyo State Has The Highest Number of
Candidates With Credit Pass in Mathematics

National Examination Council

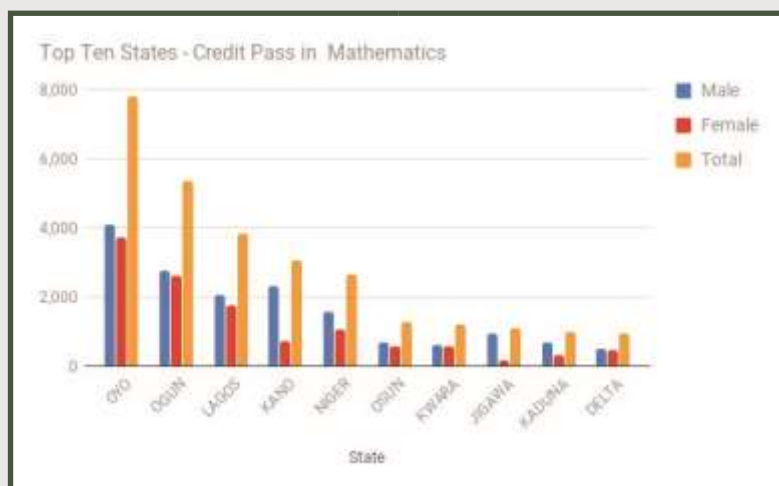
Data 2013 -2016

Distribution of Results by State,
Gender and Subject Nov/Dec 2016



Credit Pass in English Language and Mathematics

State	Credit Pass in Mth & Eng		
	Male	Female	Total
ABIA	223	218	441
ADAMAWA	322	144	466
AKWA IBOM	449	411	860
ANAMBRA	199	196	395
BAUCHI	182	63	245
BENUE	160	93	253
BORNO	80	40	120
CROSS-RIVER	208	174	382
DELTA	413	431	844
EDO	167	124	291
ENUGU	405	453	858
IMO	122	125	247
JIGAWA	622	128	750
KADUNA	683	318	1,001
KANO	2,041	635	2,676
KATSINA	133	52	185
KEBBI	257	155	412
KOGI	158	137	295
KWARA	560	540	1,100
LAGOS	1,715	1,515	3,230
NIGER	1,458	998	2,456
OGUN	2,642	2,541	5,183
ONDO	333	233	566
OSUN	555	490	1,045
OYO	3,893	3,571	7,464
PLATEAU	471	341	812
RIVERS	359	377	736
SOKOTO	97	42	139
TARABA	112	66	178
YOBE	312	87	399
FCT-ABUJA	121	121	242
BAYELSA	49	63	112
EBONYI	78	70	148
EKITI	254	235	489
GOMBE	72	36	108
NASARAWA	312	245	557
ZAMFARA	51	8	59
National:	20,268	15,476	35,744



Oyo State Has The Highest Number of Candidates With
Credit Pass in English Language and Mathematics

National Examination Council

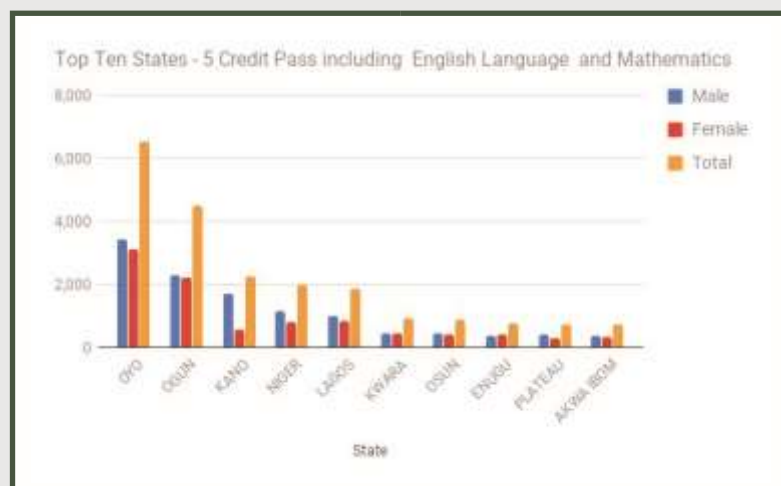
Data 2013 -2016

Distribution of Results by State,
Gender and Subject Nov/Dec 2016



5 Credit Pass including English Language and Mathematics

State	5 Credits Incl. Mth & Eng		
	Male	Female	Total
ABIA	127	119	246
ADAMAWA	255	118	373
AKWA IBOM	361	349	710
ANAMBRA	169	169	338
BAUCHI	59	16	75
BENUE	122	71	193
BORNO	64	32	96
CROSS-RIVER	151	133	284
DELTA	355	351	706
EDO	119	87	206
ENUGU	358	399	757
IMO	90	78	168
JIGAWA	408	46	454
KADUNA	460	215	675
KANO	1,714	556	2,270
KATSINA	111	47	158
KEBBI	204	98	302
KOGI	131	106	237
KWARA	463	451	914
LAGOS	1,018	835	1,853
NIGER	1,164	808	1,972
OGUN	2,295	2,197	4,492
ONDO	296	205	501
OSUN	466	419	885
OYO	3,415	3,107	6,522
PLATEAU	412	304	716
RIVERS	283	285	568
SOKOTO	74	35	109
TARABA	85	43	128
YOBE	214	61	275
FCT-ABUJA	95	84	179
BAYELSA	39	48	87
EBONYI	63	51	114
EKITI	214	200	414
GOMBE	36	13	49
NASARAWA	271	209	480
ZAMFARA	20	4	24
National:	16,181	12,349	28,530



Oyo State Has The Highest Number of Candidates With 5 Credit Pass including English Language and Mathematics

National Examination Council

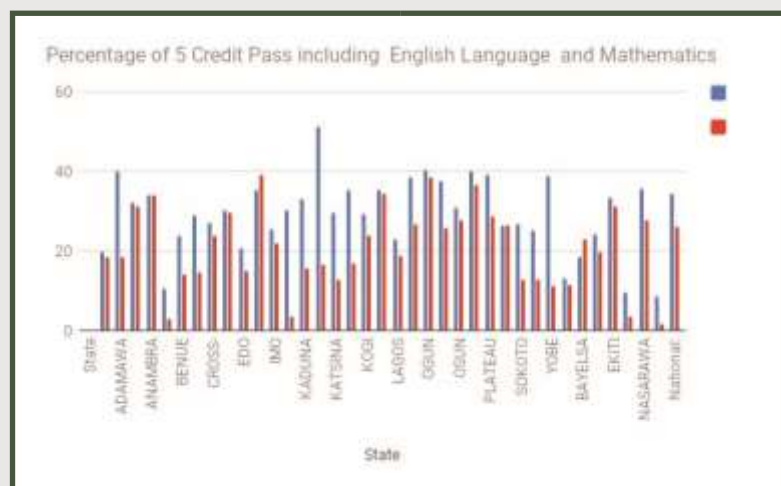
Data 2013 -2016

Distribution of Results by State,
Gender and Subject Nov/Dec 2016



Percentage of 5 Credit Pass including English Language and Mathematics

Perc. Of 5 Credits Incl. Mth & Eng(%)		
State	Male	Female
ABIA	19.7	18.5
ADAMAWA	40.2	18.6
AKWA IBOM	32.3	31.2
ANAMBRA	34.2	34.2
BAUCHI	10.4	2.8
BENUE	24	14
BORNO	29.1	14.5
CROSS-RIVER	27	23.8
DELTA	30.1	29.7
EDO	20.7	15.1
ENUGU	35.3	39.3
IMO	25.5	22.1
JIGAWA	30.2	3.4
KADUNA	33.2	15.5
KANO	51.3	16.6
KATSINA	29.7	12.6
KEBBI	35.4	17
KOGI	29.4	23.8
KWARA	35.3	34.4
LAGOS	22.9	18.8
NIGER	38.4	26.7
OGUN	40.4	38.6
ONDO	37.5	25.9
OSUN	30.9	27.8
OYO	40.1	36.5
PLATEAU	39	28.8
RIVERS	26.3	26.5
SOKOTO	26.6	12.6
TARABA	25.1	12.7
YOBE	38.7	11
FCT-ABUJA	13.1	11.6
BAYELSA	18.6	22.9
EBONYI	24.3	19.7
EKITI	33.4	31.2
GOMBE	9.5	3.4
NASARAWA	35.8	27.6
ZAMFARA	8.7	1.7
National:	34.3	26.2



Methodology

Data is provided by the National Examinations Council (NECO) and verified and validated by the National Bureau of Statistics (NBS)

NATIONAL EXAMINATION COUNCIL

Distribution of Results by State, Gender and Subject SSCE 2013(Jun/Jul)

State	Total No. Candidates Sat			Credit Pass in English language			Credit Pass in Mathematics			Credit Pass in Maths & Eng.			5 Credits Inc. Mth & Eng.			Percentage of 5 credits including Maths & Eng. (%)	
	Male	Female	TOTAL	Male	Female	TOTAL	Male	Female	TOTAL	Male	Female	TOTAL	Male	Female	TOTAL	Male	Female
ABIA	6,356	6,885	13,241	5,315	5,847	11,162	5,503	5,408	10,911	5,610	6,023	11,633	4,714	4,788	9,502	35.6	36.2
ADAMAWA	16,426	10,728	27,154	4,927	3,348	8,275	44,483	3,101	47,584	5,305	3,739	9,044	2,248	1,605	3,853	8.3	5.9
AKWA-IBOM	15,663	17,588	33,251	10,814	12,325	23,139	10,686	12,064	22,750	11,050	12,923	23,973	7,672	8,839	16,511	23.1	26.6
ANAMBRA	8,458	10,095	18,553	7,330	8,522	15,852	6,653	7,180	13,833	7,469	8,608	16,077	5,885	6,225	12,110	31.7	33.6
BAUCHI	17,826	7,790	25,616	7,846	4,064	11,910	11,589	5,487	17,076	9,554	5,189	14,743	5,623	3,193	8,816	22.0	12.5
BAYELSA	7,095	6,044	13,139	5,993	5,256	11,249	5,674	4,857	10,531	6,095	5,320	11,415	5,100	4,459	9,559	38.8	33.9
BENUE	28,799	19,414	48,213	21,463	14,501	35,964	18,591	12,654	31,245	23,737	15,901	39,638	14,773	10,027	24,800	30.6	20.8
BORNO	18,687	12,183	30,870	8,640	6,432	15,072	8,965	6,626	15,591	10,044	7,184	17,228	5,956	4,484	10,440	19.3	14.5
CROSS-RIVER	9,263	8,575	17,838	6,662	6,432	13,094	6,344	5,955	12,299	6,992	6,667	13,659	4,836	4,542	9,378	27.1	25.5
DELTA	12,388	12,288	24,676	9,533	9,717	19,250	9,201	9,039	18,240	9,763	9,954	19,717	7,218	7,284	14,502	29.3	29.5
EBONYI	7,120	6,234	13,354	5,962	5,174	11,136	5,253	4,403	9,556	6,203	5,344	11,547	4,433	3,816	8,249	33.2	28.6
EDO	18,506	17,069	35,575	15,342	14,530	29,872	15,749	14,430	30,179	16,218	15,230	31,448	13,165	12,410	25,575	37.0	34.9
EKITI	5,939	6,117	12,056	4,468	4,726	9,194	4,444	4,539	8,983	4,526	4,818	9,344	3,323	3,574	6,897	27.6	29.6
ENUGU	14,714	18,976	33,690	11,542	14,405	25,947	11,431	14,326	25,757	12,209	15,266	27,475	9,263	11,275	20,538	27.5	33.5
FCT-ABUJA	6,033	6,725	12,758	5,357	6,036	11,393	3,641	3,086	6,727	4,579	4,850	9,429	3,187	2,685	5,872	25.0	21.0
GOMBE	10,433	6,247	16,680	5,073	3,136	8,209	5,980	3,803	9,783	5,299	3,419	8,718	3,330	2,180	5,510	20.0	13.1
IMO	13,918	16,300	30,218	10,520	12,295	22,815	10,346	11,644	21,990	11,175	13,314	24,489	8,089	9,376	17,465	26.8	31.0
JIGAWA	16,291	3,952	20,243	8,859	2,167	11,026	10,416	2,472	12,888	10,997	2,814	13,811	6,329	1,519	7,848	31.3	7.5
KADUNA	30,009	20,603	50,612	18,652	13,191	31,843	18,832	13,251	32,083	19,773	14,600	34,373	12,861	9,392	22,253	25.4	18.6
KANO	39,163	15,379	54,542	23,157	10,773	33,930	27,471	12,224	39,695	24,961	12,253	37,214	17,704	8,831	26,535	32.5	16.2
KATSINA	28,849	11,166	40,015	13,641	5,947	19,588	13,789	5,598	19,387	13,209	5,895	19,104	8,127	3,468	11,595	20.3	8.7
KEBBI	18,162	6,689	24,851	7,147	2,560	9,707	8,115	3,056	11,171	10,239	3,353	13,592	4,046	1,354	5,400	16.3	5.4
KOGI	16,089	12,403	28,492	13,516	10,547	24,063	13,289	10,257	23,546	14,466	11,110	25,576	11,399	8,789	20,188	40.0	30.8
KWARA	10,977	9,072	20,049	9,256	7,624	16,880	7,813	6,288	14,101	8,882	7,268	16,150	6,500	5,262	11,762	32.4	26.2
LAGOS	21,664	21,433	43,097	18,181	18,271	36,452	16,588	15,484	32,072	17,205	17,379	34,584	13,978	13,422	27,400	32.4	31.1
NASARAWA	22,833	15,321	38,154	12,870	8,739	21,609	13,650	9,152	22,802	14,271	9,642	23,913	8,605	5,856	14,461	22.6	15.3
NIGER	20,958	13,537	34,495	9,938	6,916	16,854	10,541	7,023	17,564	9,957	6,598	16,555	6,023	4,375	10,398	17.5	12.7
OGUN	13,139	13,063	26,202	11,319	11,393	22,712	11,083	10,458	21,541	11,464	11,429	22,893	9,607	9,255	18,862	36.7	35.3
ONDO	17,116	15,897	33,013	11,304	10,876	22,180	10,750	9,264	20,014	10,867	10,221	21,088	7,631	6,824	14,455	23.1	20.7
OSUN	12,528	12,468	24,996	9,925	9,979	19,904	9,813	9,247	19,060	10,266	10,247	20,513	7,962	7,612	15,574	31.9	30.5
OYO	29,405	29,091	58,496	23,337	23,341	46,678	23,664	22,443	46,107	24,524	24,201	48,725	19,347	18,553	37,900	33.1	31.7
PLATEAU	17,859	14,319	32,178	11,917	9,642	21,559	10,447	8,132	18,579	12,757	9,908	22,665	7,592	5,921	13,513	23.6	18.4
RIVERS	5,869	6,215	12,084	4,871	5,206	10,077	4,661	4,669	9,330	5,002	5,382	10,384	3,965	3,933	7,898	32.8	32.5
SOKOTO	17,155	5,806	22,961	6,946	3,072	10,018	6,219	2,369	8,588	5,835	2,682	8,517	2,917	1,382	4,299	12.7	6.0
TARABA	12,511	6,554	19,065	7,165	3,619	10,784	7,551	3,866	11,417	7,956	4,072	12,028	4,759	2,390	7,149	25.0	12.5
YOBE	11,939	4,521	16,460	3,264	1,097	4,361	2,658	1,536	4,194	3,732	1,867	5,599	1,172	597	1,769	7.1	3.6
ZAMFARA	20,714	6,663	27,377	5,539	2,214	7,753	8,203	2,937	11,140	9,418	3,315	12,733	3,126	1,192	4,318	11.4	4.4
National	600,854	433,410	1,034,264	377,591	303,920	681,511	419,986	288,328	708,314	401,609	317,985	719,594	272,465	220,689	493,154	26.3	21.3

NATIONAL EXAMINATION COUNCIL

Distribution of Results by State, Gender and Subject SSCE 2013(nov/dec)

State	Total No. Candidates Sat			Credit Pass in English language			Credit Pass in Mathematics				Credit Pass in Maths & Eng.			5 Credits Inc. Mth & Eng.			Percentage of 5 credits including Maths & Eng. (%)	
	Male	Female	TOTAL	Male	Female	TOTAL	Male	Female	TOTAL		Male	Female	TOTAL	Male	Female	TOTAL	Male	Female
ABIA	285	244	529	205	183	388	192	167	359	167	154	321	141	129	270	26.7	24.4	
ADAMAWA	295	168	463	122	78	200	116	76	192	34	16	50	32	15	47	6.9	3.2	
AKWA-IBOM	508	384	892	211	179	390	327	242	569	181	143	324	117	86	203	13.1	9.6	
ANAMBRA	258	266	524	130	140	270	103	108	211	55	72	127	38	48	86	7.3	9.2	
BAUCHI	1,704	386	2,090	611	161	772	544	150	694	148	40	188	111	31	142	5.3	1.5	
BENUE	546	282	828	195	80	275	234	104	338	91	39	130	66	29	95	8.0	3.5	
BORNO	85	42	127	19	9	28	33	20	53	5	-	5	5	-	5	3.9	-	
CROSS-RIVER	340	258	598	136	98	234	154	117	271	61	39	100	48	27	75	8.0	4.5	
DELTA	1,207	988	2,195	521	449	970	611	524	1,135	183	170	353	157	141	298	7.2	6.4	
EDO	588	451	1,039	240	220	460	309	238	547	87	70	157	71	59	130	6.8	5.7	
ENUGU	652	587	1,239	252	174	426	311	294	605	178	136	314	103	72	175	8.3	5.8	
IMO	371	347	718	94	80	174	191	204	395	99	105	204	49	43	92	6.8	6.0	
JIGAWA	724	79	803	281	29	310	265	45	310	114	17	131	72	13	85	9.0	1.6	
KADUNA	1,535	750	2,285	595	296	891	732	401	1,133	343	209	552	209	123	332	9.1	5.4	
KANO	3,170	835	4,005	1,311	416	1,727	1,873	542	2,415	789	300	1,089	536	217	753	13.4	5.4	
KATSINA	2,970	454	3,424	707	128	835	1,044	175	1,219	251	53	304	137	37	174	4.0	1.1	
KEBBI	783	287	1,070	250	122	372	443	193	636	173	98	271	109	74	183	10.2	6.9	
KOGI	510	379	889	143	100	243	168	121	289	81	62	143	42	36	78	4.7	4.0	
KWARA	783	634	1,417	462	362	824	396	343	739	272	256	528	223	210	433	15.7	14.8	
LAGOS	2,363	1,798	4,161	1,518	1,184	2,702	1,415	1,136	2,551	533	441	974	485	387	872	11.7	9.3	
NIGER	2,736	1,369	4,105	1,076	608	1,684	1,200	734	1,934	731	452	1,183	536	344	880	13.1	8.4	
OGUN	2,535	2,202	4,737	1,417	1,290	2,707	1,952	1,720	3,672	1,191	1,185	2,376	895	872	1,767	18.9	18.4	
ONDO	681	481	1,162	235	165	400	245	187	432	78	56	134	54	37	91	4.6	3.2	
OSUN	1,173	897	2,070	613	467	1,080	471	362	833	142	95	237	103	83	186	5.0	4.0	
OYO	4,773	4,192	8,965	2,842	2,469	5,311	2,947	2,599	5,546	2,204	2,028	4,232	1,614	1,458	3,072	18.0	16.3	
PLATEAU	544	326	870	236	155	391	294	172	466	125	75	200	104	67	171	12.0	7.7	
RIVERS	806	619	1,425	483	382	865	519	437	956	299	291	590	252	229	481	17.7	16.1	
SOKOTO	401	106	507	139	51	190	129	50	179	78	32	110	62	25	87	12.2	4.9	
TARABA	468	181	649	239	85	324	134	58	192	87	42	129	44	25	69	6.8	3.9	
YOBE	1,082	234	1,316	475	99	574	495	99	594	126	29	155	92	23	115	7.0	1.7	
FCT-ABUJA	490	401	891	188	144	332	70	41	111	19	14	33	13	11	24	1.5	1.2	
BAYELSA	130	94	224	52	49	101	95	73	168	37	40	77	24	30	54	10.7	13.4	
EBONYI	319	207	526	125	93	218	94	66	160	53	38	91	30	16	46	5.7	3.0	
EKITI	612	514	1,126	365	321	686	348	274	622	233	212	445	197	192	389	17.5	17.1	
GOMBE	493	243	736	81	42	123	110	58	168	18	15	33	12	10	22	1.6	1.4	
NASARAWA	651	372	1,023	376	242	618	287	198	485	113	90	203	102	78	180	10.0	7.6	
ZAMFARA	165	43	208	15	3	18	16	6	22	3	2	5	2	1	3	1.0	0.5	
National	37,736	22,100	59,836	16,960	11,153	28,113	18,867	12,334	31,201	9,382	7,116	16,498	6,887	5,278	12,165	11.5	8.8	

NATIONAL EXAMINATION COUNCIL

Distribution of Results by State, Gender and Subject SSCE 2014(Jun/Jul)

State	Total No. Candidates Sat			Credit Pass in English language			Credit Pass in Mathematics			Credit Pass in Maths & Eng.			5 Credits Inc. Mth & Eng.			Percentage of 5 credits including Maths & Eng. (%)	
	Male	Female	Total	Male	Female	Total	Male	Female	Total	Male	Female	Total	Male	Female	Total	Male	Female
ABIA	5,777	6,459	12,236	4,787	5,394	10,181	4,509	5,221	9,730	5,024	5,722	10,746	3,958	4,570	8,528	32.3	37.3
ADAMAWA	15,203	9,934	25,137	9,800	6,195	15,995	8,424	5,187	13,611	9,786	6,142	15,928	6,137	3,727	9,864	24.4	14.8
AKWA-IBOM	13,601	15,735	29,336	9,973	11,375	21,348	9,672	11,016	20,688	10,257	12,020	22,277	7,439	8,406	15,845	25.4	28.7
ANAMBRA	8,153	9,634	17,787	6,964	7,897	14,861	6,188	7,011	13,199	7,188	8,302	15,490	5,410	6,000	11,410	30.4	33.7
BAUCHI	20,255	8,723	28,978	11,876	5,241	17,117	12,747	6,443	19,190	13,661	6,846	20,507	8,040	4,181	12,221	27.7	14.4
BAYELSA	6,884	6,142	13,026	5,678	5,090	10,768	5,648	5,165	10,813	5,927	5,407	11,334	4,943	4,515	9,458	37.9	34.7
BENUE	23,271	17,117	40,388	16,912	12,413	29,325	15,858	11,824	27,682	17,920	13,353	31,273	12,212	9,062	21,274	30.2	22.4
BORNO	17,072	11,089	28,161	10,003	6,099	16,102	10,241	7,904	18,145	10,693	7,873	18,566	7,194	4,896	12,090	25.5	17.4
CROSS-RIVER	7,103	6,962	14,065	4,972	4,928	9,900	4,670	4,539	9,209	5,118	5,079	10,197	3,414	3,335	6,749	24.3	23.7
DELTA	11,052	10,995	22,047	9,170	9,160	18,330	9,059	8,661	17,720	9,239	9,278	18,517	7,530	7,205	14,735	34.2	32.7
EBONYI	5,605	5,202	10,807	4,780	4,365	9,145	4,884	4,434	9,318	5,161	4,754	9,915	4,228	3,804	8,032	39.1	35.2
EDO	14,927	14,123	29,050	12,918	12,346	25,264	12,787	12,117	24,904	13,016	12,499	25,515	11,002	10,642	21,644	37.9	36.6
EKITI	6,975	7,100	14,075	5,691	5,991	11,682	5,441	5,604	11,045	5,492	5,919	11,411	4,394	4,707	9,101	31.2	33.4
ENUGU	12,904	16,960	29,864	11,095	14,364	25,459	10,604	13,368	23,972	11,142	14,645	25,787	9,145	11,438	20,583	30.6	38.3
FCT-ABUJA	7,210	8,405	15,615	5,935	6,791	12,726	3,985	4,008	7,993	5,427	6,219	11,646	3,433	3,465	6,898	22.0	22.2
GOMBE	11,623	6,710	18,333	7,753	4,498	12,251	7,205	4,383	11,588	7,184	4,574	11,758	4,813	3,068	7,881	26.3	16.7
IMO	11,404	14,436	25,840	9,537	11,258	20,795	9,173	10,647	19,820	9,630	11,693	21,323	7,738	9,125	16,863	29.9	35.3
JIGAWA	14,259	4,246	18,505	10,034	2,359	12,393	7,712	2,649	10,361	9,506	2,823	12,329	5,865	1,675	7,540	31.7	9.1
KADUNA	27,143	19,602	46,745	19,920	14,038	33,958	19,650	13,520	33,170	20,036	14,286	34,322	14,722	10,021	24,743	31.5	21.4
KANO	37,579	14,148	51,727	24,897	9,480	34,377	26,588	11,066	37,654	28,473	11,730	40,203	19,248	7,915	27,163	37.2	15.3
KATSINA	30,103	12,859	42,962	15,343	5,488	20,831	15,142	6,024	21,166	16,584	6,602	23,186	9,137	3,235	12,372	21.3	7.5
KEBBI	19,421	7,389	26,810	10,864	3,999	14,863	8,561	3,318	11,879	10,851	4,092	14,943	5,251	2,233	7,484	19.6	8.3
KOGI	15,153	11,523	26,676	13,072	10,102	23,174	11,880	8,936	20,816	13,704	10,349	24,053	10,445	7,958	18,403	39.2	29.8
KWARA	11,568	9,769	21,337	8,355	7,188	15,543	8,751	7,265	16,016	9,572	8,201	17,773	6,485	5,543	12,028	30.4	26.0
LAGOS	20,632	20,056	40,688	18,066	17,532	35,598	16,514	15,469	31,983	17,031	16,853	33,884	14,368	13,635	28,003	35.3	33.5
NASARAWA	22,093	15,555	37,648	16,046	11,175	27,221	15,266	10,884	26,150	15,984	11,318	27,302	11,441	8,045	19,486	30.4	21.4
NIGER	22,564	15,021	37,585	12,085	8,397	20,482	12,462	8,220	20,682	12,776	8,628	21,404	6,916	4,876	11,792	18.4	13.0
OGUN	8,294	8,217	16,511	6,659	6,628	13,287	6,492	6,099	12,591	6,732	6,739	13,471	5,284	5,111	10,395	32.0	31.0
ONDO	14,639	14,442	29,081	11,638	11,472	23,110	10,014	9,083	19,097	10,687	10,469	21,156	7,964	7,442	15,406	27.4	25.6
OSUN	10,755	11,015	21,770	9,437	9,631	19,068	8,550	8,541	17,091	9,390	9,686	19,076	7,550	7,608	15,158	34.7	34.9
OYO	27,972	28,135	56,107	22,854	22,565	45,419	21,493	21,376	42,869	23,190	23,389	46,579	18,121	18,026	36,147	32.3	32.1
PLATEAU	17,834	14,659	32,493	13,742	10,993	24,735	11,399	8,994	20,393	13,369	10,677	24,046	8,993	6,890	15,883	27.7	21.2
RIVERS	5,071	5,302	10,373	4,245	4,513	8,758	4,278	4,347	8,625	4,409	4,690	9,099	3,637	3,740	7,377	35.1	36.1
SOKOTO	18,309	6,605	24,914	10,149	3,386	13,535	8,632	3,787	12,419	9,153	3,628	12,781	5,299	1,864	7,163	21.3	7.5
TARABA	11,885	6,395	18,280	7,632	4,377	12,009	8,318	4,366	12,684	8,833	4,656	13,489	5,658	3,148	8,806	31.0	17.2
YOBE	12,401	4,283	16,684	6,097	2,031	8,128	5,106	2,515	7,621	5,730	2,743	8,473	3,127	1,582	4,709	18.7	9.5
ZAMFARA	21,700	6,545	28,245	11,546	2,831	14,377	11,748	3,887	15,635	13,289	4,341	17,630	6,767	930	7,697	24.0	3.3
National	568,394	411,492	979,886	400,525	301,590	702,115	379,651	287,878	667,529	411,164	316,225	727,389	287,308	223,623	510,931	29.3	22.8

NATIONAL EXAMINATION COUNCIL

Distribution of Results by State, Gender and Subject SSCE 2014(Jun/Jul)

State	Total No. Candidates Sat			Credit Pass in English language			Credit Pass in Mathematics			Credit Pass in Maths & Eng.			5 Credits Inc. Mth & Eng.			Percentage of 5 credits including Maths & Eng. (%)	
	Male	Female	Total	Male	Female	Total	Male	Female	Total	Male	Female	Total	Male	Female	Total	Male	Female
ABIA	5,777	6,459	12,236	4,787	5,394	10,181	4,509	5,221	9,730	5,024	5,722	10,746	3,958	4,570	8,528	32.3	37.3
ADAMAWA	15,203	9,934	25,137	9,800	6,195	15,995	8,424	5,187	13,611	9,786	6,142	15,928	6,137	3,727	9,864	24.4	14.8
AKWA-IBOM	13,601	15,735	29,336	9,973	11,375	21,348	9,672	11,016	20,688	10,257	12,020	22,277	7,439	8,406	15,845	25.4	28.7
ANAMBRA	8,153	9,634	17,787	6,964	7,897	14,861	6,188	7,011	13,199	7,188	8,302	15,490	5,410	6,000	11,410	30.4	33.7
BAUCHI	20,255	17,723	28,978	11,876	5,241	17,117	12,747	6,443	19,190	13,661	6,846	20,507	8,040	4,181	12,221	27.7	14.4
BAYELSA	6,884	6,142	13,026	5,678	5,090	10,768	5,648	5,165	10,813	5,927	5,407	11,334	4,943	4,545	9,488	37.9	34.7
BENUE	23,271	17,117	40,388	16,912	12,413	29,325	15,858	11,824	27,682	17,920	13,353	31,273	12,212	9,062	21,274	30.2	22.4
BORNO	17,072	11,089	28,161	10,003	6,099	16,102	10,241	7,904	18,145	10,693	7,873	18,566	7,194	4,896	12,090	25.5	17.4
CROSS-RIVER	7,103	6,962	14,065	4,972	4,928	9,900	4,670	4,539	9,209	5,118	5,079	10,197	3,414	3,335	6,749	24.3	23.7
DELTA	11,052	10,995	22,047	9,170	9,160	18,330	9,059	8,661	17,720	9,239	9,278	18,517	7,530	7,205	14,735	34.2	32.7
EBONYI	5,605	5,202	10,807	4,780	4,365	9,145	4,884	4,434	9,318	5,161	4,754	9,915	4,228	3,804	8,032	39.1	35.2
EDO	14,927	14,123	29,050	12,918	12,346	25,264	12,787	12,117	24,904	13,016	12,499	25,515	11,002	10,642	21,644	37.9	36.6
EKITI	6,975	7,100	14,075	5,691	5,991	11,682	5,441	5,604	11,045	5,492	5,919	11,411	4,394	4,707	9,101	31.2	33.4
ENUGU	12,904	16,960	29,864	11,095	14,364	25,459	10,604	13,368	23,972	11,142	14,645	25,787	9,145	11,438	20,583	30.6	38.3
FCT-ABUJA	7,210	8,405	15,615	5,935	6,791	12,726	3,985	4,008	7,993	5,427	6,219	11,646	3,433	3,465	6,898	22.0	22.2
GOMBE	11,623	6,710	18,333	7,753	4,498	12,251	7,205	4,383	11,588	7,184	4,574	11,758	4,813	3,068	7,881	26.3	16.7
IMO	11,404	14,436	25,840	9,537	11,258	20,795	9,173	10,647	19,820	9,630	11,693	21,323	7,738	9,125	16,863	29.9	35.3
JIGAWA	14,259	4,246	18,505	10,034	2,359	12,393	7,712	2,649	10,361	9,506	2,823	12,329	5,865	1,675	7,540	31.7	9.1
KADUNA	27,143	19,602	46,745	19,920	14,038	33,958	19,650	13,520	33,170	20,036	14,286	34,322	14,722	10,021	24,743	31.5	21.4
KANO	37,579	14,148	51,727	24,897	9,480	34,377	26,588	11,066	37,654	28,473	11,730	40,203	19,248	7,915	27,163	37.2	15.3
KATSINA	30,103	12,859	42,962	15,343	5,488	20,831	15,142	6,024	21,166	16,584	6,602	23,186	9,137	3,235	12,372	21.3	7.5
KEBBI	19,421	7,389	26,810	10,864	3,999	14,863	8,561	3,318	11,879	10,851	4,092	14,943	5,251	2,233	7,484	19.6	8.3
KOGI	15,153	11,523	26,676	13,072	10,102	23,174	11,880	8,936	20,816	13,704	10,349	24,053	10,445	7,958	18,403	39.2	29.8
KWARA	11,568	9,769	21,337	8,355	7,188	15,543	8,751	7,265	16,016	9,572	8,201	17,773	6,485	5,543	12,028	30.4	26.0
LAGOS	20,632	20,056	40,688	18,066	17,532	35,598	16,514	15,469	31,983	17,031	16,853	33,884	14,368	13,635	28,003	35.3	33.5
NASARAWA	22,093	15,555	37,648	16,046	11,175	27,221	15,266	10,884	26,150	15,984	11,318	27,302	11,441	8,045	19,486	30.4	21.4
NIGER	22,564	15,021	37,585	12,085	8,397	20,482	12,462	8,220	20,682	12,776	8,628	21,404	6,916	4,876	11,792	18.4	13.0
OGUN	8,294	8,217	16,511	6,659	6,628	13,287	6,492	6,099	12,591	6,732	6,739	13,471	5,284	5,111	10,395	32.0	31.0
ONDO	14,639	14,442	29,081	11,638	11,472	23,110	10,014	9,083	19,097	10,687	10,469	21,156	7,964	7,442	15,406	27.4	25.6
OSUN	10,755	11,015	21,770	9,437	9,631	19,068	8,550	8,541	17,091	9,390	9,686	19,076	7,550	7,608	15,158	34.7	34.9
OYO	27,972	28,135	56,107	22,854	22,565	45,419	21,493	21,376	42,869	23,190	23,389	46,579	18,121	18,026	36,147	32.3	32.1
PLATEAU	17,834	14,659	32,493	13,742	10,993	24,735	11,399	8,994	20,393	13,369	10,677	24,046	8,993	6,890	15,883	27.7	21.2
RIVERS	5,071	5,302	10,373	4,245	4,513	8,758	4,278	4,347	8,625	4,409	4,690	9,099	3,637	3,740	7,377	35.1	36.1
SOKOTO	18,309	6,605	24,914	10,149	3,386	13,535	8,632	3,787	12,419	9,153	3,628	12,781	5,299	1,864	7,163	21.3	7.5
TARABA	11,885	6,395	18,280	7,632	4,377	12,009	8,318	4,366	12,684	8,833	4,656	13,489	5,658	3,148	8,806	31.0	17.2
YOBE	12,401	4,283	16,684	6,097	2,031	8,128	5,106	2,515	7,621	5,730	2,743	8,473	3,127	1,582	4,709	18.7	9.5
ZAMFARA	21,700	6,545	28,245	11,546	2,831	14,377	11,748	3,887	15,635	13,289	4,341	17,630	6,767	930	7,697	24.0	3.3
National	568,394	411,492	979,886	400,525	301,590	702,115	379,651	287,878	667,529	411,164	316,225	727,389	287,308	223,623	510,931	29.3	22.8

NATIONAL EXAMINATION COUNCIL

Distribution of Results by State, Gender and Subject SSCE 2014(NOV/DEC)

State	Total No. Candidates Sat		Credit Pass in English language			Credit Pass in Mathematics			Credit Pass in Maths & Eng.			5 Credits Inc. Mth & Eng.			Percentage of 5 credits including Maths & Eng. (%)		
	Male	Female	Total	Male	Female	Total	Male	Female	Total	Male	Female	Total	Male	Female	Total	Male	Female
ABIA	341	318	659	201	204	405	241	235	476	195	200	395	149	149	298	22.6	22.6
ADAMAWA	160	101	261	62	31	93	60	36	96	9	2	11	8	2	10	3.1	0.8
AKWA-IBOM	608	589	1,197	388	370	758	391	421	812	261	296	557	180	213	393	15.0	17.8
ANAMBRA	314	291	605	146	140	286	159	144	303	71	79	150	47	51	98	7.8	8.4
BAUCHI	753	180	933	317	76	393	264	71	335	88	30	118	68	19	87	7.3	2.0
BENUE	487	281	768	260	129	389	121	77	198	34	15	49	26	14	40	3.4	1.8
BORNO	114	62	176	50	16	66	17	8	25	7	5	12	4	2	6	2.3	1.1
CROSS-RIVER	365	293	658	134	131	265	72	66	138	20	33	53	16	20	36	2.4	3.0
DELTA	1,183	1,059	2,242	505	492	997	489	478	967	191	198	389	139	148	287	6.2	6.6
EDO	430	344	774	192	173	365	172	140	312	57	29	86	40	25	65	5.2	3.2
ENUGU	656	654	1,310	421	444	865	353	401	754	244	330	574	176	260	436	13.4	19.8
IMO	383	349	732	202	202	404	124	144	268	87	106	193	53	67	120	7.2	9.2
JIGAWA	1,459	189	1,648	447	95	542	341	69	410	72	12	84	38	12	50	2.3	0.7
KADUNA	1,233	586	1,819	688	357	1045	555	287	842	290	162	452	223	131	354	12.3	7.2
KANO	3,098	852	3,950	1266	385	1651	1888	594	2482	700	246	946	481	187	668	12.2	4.7
KATSINA	2,330	375	2,705	731	153	884	679	172	851	227	82	309	174	54	228	6.4	2.0
KEBBI	477	175	652	242	101	343	202	102	304	100	41	141	76	35	111	11.7	5.4
KOGI	395	312	707	242	202	444	157	143	300	62	25	87	43	19	62	6.1	2.7
KWARA	784	683	1,467	487	411	898	499	430	929	342	315	657	299	267	566	20.4	18.2
LAGOS	2,305	1,845	4,150	1620	1292	2912	1444	1206	2650	898	727	1625	718	592	1310	17.3	14.3
NIGER	2,961	1,612	4,573	1038	606	1644	1404	863	2267	719	463	1182	409	294	703	8.9	6.4
OGUN	3,456	3,059	6,515	2139	1928	4067	2638	2457	5095	1849	1811	3660	1401	1370	2771	21.5	21.0
ONDO	553	510	1,063	248	248	496	253	219	472	83	76	159	69	66	135	6.5	6.2
OSUN	1,236	1,058	2,294	574	474	1048	601	473	1074	234	201	435	187	165	352	8.2	7.2
OYO	5,061	4,501	9,562	2895	2589	5484	3347	3124	6471	2212	2184	4396	1593	1539	3132	16.7	16.1
PLATEAU	640	458	1,098	216	173	389	151	105	256	89	78	167	53	44	97	4.8	4.0
RIVERS	834	728	1,562	537	474	1011	504	474	978	323	316	639	246	234	480	15.7	15.0
SOKOTO	510	183	693	323	137	460	362	144	506	250	116	366	234	105	339	33.8	15.2
TARABA	343	186	529	152	77	229	52	42	94	18	12	30	3	6	9	0.6	1.1
YOBE	1,439	259	1,698	635	102	737	436	70	506	152	23	175	102	14	116	6.0	0.8
FCT-ABUJA	499	463	962	186	176	362	97	73	170	37	23	60	17	17	34	1.8	1.8
BAYELSA	116	83	199	28	24	52	11	7	18	6	8	14	1	3	4	0.5	1.5
EBONYI	274	224	498	153	122	275	112	97	209	71	72	143	46	46	92	9.2	9.2
EKITI	373	393	766	229	267	496	223	238	461	86	93	179	73	80	153	9.5	10.4
GOMBE	363	160	523	117	51	168	107	34	141	11	7	18	5	4	9	1.0	0.8
NASARAWA	762	490	1,252	451	293	744	354	233	587	149	86	235	105	60	165	8.4	4.8
ZAMFARA	94	92	186	51	46	97	24	33	57	11	9	20	8	8	16	4.3	4.3
National	37,389	23,997	61,386	18,573	13,191	31,764	18,904	13,910	32,814	10,255	8,511	18,766	7,510	6,322	13,832	12.2	10.3

National Examination Council (NECO)

Distribution of Results by State, Gender and Subject SSCE 2015 (Jun/Jul)

State	Total No of Candidates Sat			Credit Pass in Eng			Credit Pass in Mth			Credit Pass in Mth & Eng			5 Credits Incl. Mth & Eng			Perc. Of 5 Credits Incl. Mth & Eng(%)	
	Male	Female	Total	Male	Female	Total	Male	Female	Total	Male	Female	Total	Male	Female	Total	Male	Female
ABIA	5,410	6,144	11,554	5,033	5,765	10,798	4,809	5,137	9,946	5,115	5,811	10,926	4,517	4,886	9,403	39.1	42.3
ADAMAWA	13,866	9,566	23,432	11,671	8,075	19,746	10,759	7,332	18,091	11,715	8,204	19,919	9,160	6,212	15,372	39.1	26.5
AKWA IBOM	13,258	15,413	28,671	11,018	12,793	23,811	10,543	12,042	22,585	11,696	13,691	25,387	8,982	10,417	19,399	31.3	36.3
ANAMBRA	8,739	10,509	19,248	7,968	9,599	17,567	7,517	9,069	16,586	8,237	9,894	18,131	6,947	8,390	15,337	36.1	43.6
BAUCHI	23,714	9,413	33,127	17,715	7,395	25,110	19,438	8,017	27,455	19,857	8,459	28,316	14,869	6,516	21,385	44.9	19.7
BENUE	21,426	16,672	38,098	18,756	14,348	33,104	18,036	13,848	31,884	19,778	15,261	35,039	16,065	12,189	28,254	42.2	32.0
BORNO	12,226	8,147	20,373	9,956	6,920	16,876	9,424	6,864	16,288	10,905	7,588	18,493	8,109	5,955	14,064	39.8	29.2
CROSS-RIVER	7,269	7,596	14,865	6,381	6,716	13,097	5,980	6,066	12,046	6,436	6,741	13,177	5,238	5,365	10,603	35.2	36.1
DELTA	11,051	11,337	22,388	10,110	10,455	20,565	10,117	10,314	20,431	10,212	10,512	20,724	9,212	9,486	18,698	41.1	42.4
EDO	13,381	12,572	25,953	12,088	11,577	23,665	12,272	11,462	23,734	12,474	11,920	24,394	11,078	10,572	21,650	42.7	40.7
ENUGU	12,060	15,852	27,912	10,516	13,767	24,283	10,698	13,665	24,363	11,137	14,713	25,850	9,459	12,050	21,509	33.9	43.2
IMO	11,511	13,475	24,986	9,890	11,865	21,755	9,789	11,684	21,473	10,660	12,798	23,458	8,639	10,504	19,143	34.6	42.0
JIGAWA	14,927	4,981	19,908	9,434	3,060	12,494	10,190	3,049	13,239	12,077	4,243	16,320	7,103	2,160	9,263	35.7	10.8
KADUNA	25,624	17,545	43,169	20,671	14,210	34,881	21,525	14,803	36,328	22,483	15,687	38,170	17,662	12,183	29,845	40.9	28.2
KANO	43,604	16,884	60,488	31,373	13,575	44,948	31,350	13,027	44,377	34,960	15,038	49,998	24,212	10,975	35,187	40.0	18.1
KATSINA	31,288	13,565	44,853	21,132	7,898	29,030	20,427	7,971	28,398	22,859	9,340	32,199	15,097	5,436	20,533	33.7	12.1
KEBBI	20,396	7,985	28,381	15,077	5,976	21,053	15,232	5,538	20,770	16,552	6,479	23,031	11,929	4,405	16,334	42.0	15.5
KOGI	13,784	10,340	24,124	12,437	9,331	21,768	12,349	9,190	21,539	13,032	9,803	22,835	11,183	8,338	19,521	46.4	34.6
KWARA	11,747	9,749	21,496	10,256	8,581	18,837	10,235	8,406	18,641	11,011	9,193	20,204	9,097	7,517	16,614	42.3	35.0
LAGOS	23,154	23,699	46,853	22,165	22,795	44,960	20,534	20,159	40,693	21,574	22,269	43,843	19,382	19,222	38,604	41.4	41.0
NIGER	17,679	12,703	30,382	13,029	9,316	22,345	13,598	9,367	22,965	13,753	9,507	23,260	10,358	7,134	17,492	34.1	23.5
OGUN	10,640	10,679	21,319	9,703	9,839	19,542	9,144	8,890	18,034	9,837	9,935	19,772	8,383	8,233	16,616	39.3	38.6
ONDO	9,809	10,228	20,037	8,635	9,080	17,715	8,047	8,266	16,313	9,008	9,524	18,532	7,284	7,524	14,808	36.4	37.6
OSUN	12,249	12,392	24,641	10,831	10,986	21,817	10,731	10,677	21,408	11,529	11,717	23,246	9,731	9,699	19,430	39.5	39.4
OYO	28,931	30,370	59,301	26,298	27,531	53,829	25,773	26,368	52,141	27,103	28,423	55,526	23,683	24,289	47,972	39.9	41.0
PLATEAU	17,199	14,530	31,729	14,401	11,945	26,346	13,468	11,189	24,657	15,283	12,730	28,013	11,430	9,272	20,702	36.0	29.2
RIVERS	5,365	5,535	10,900	5,037	5,299	10,336	4,537	4,515	9,052	4,916	5,198	10,114	4,247	4,322	8,569	39.0	39.7
SOKOTO	20,516	7,105	27,621	15,385	5,195	20,580	15,463	5,483	20,946	15,505	6,027	21,532	11,500	4,101	15,601	41.6	14.8
TARABA	10,358	5,829	16,187	8,698	4,787	13,485	8,488	4,718	13,206	9,124	5,108	14,232	7,292	3,966	11,258	45.0	24.5
YOBE	12,391	4,427	16,818	7,590	2,202	9,792	6,877	1,961	8,838	8,255	3,120	11,375	4,759	1,316	6,075	28.3	7.8
FCT-ABUJA	7,538	8,568	16,106	6,856	7,749	14,605	5,829	5,706	11,535	6,666	7,475	14,141	5,279	5,191	10,470	32.8	32.2
BAYELSA	6,807	6,150	12,957	6,234	5,702	11,936	5,850	5,275	11,125	6,120	5,669	11,789	5,510	4,998	10,508	42.5	38.6
EBONYI	5,517	5,138	10,655	5,241	4,859	10,100	4,781	4,404	9,185	5,337	4,914	10,251	4,571	4,185	8,756	42.9	39.3
EKITI	6,509	6,864	13,373	5,957	6,373	12,330	5,768	6,151	11,919	6,050	6,485	12,535	5,278	5,766	11,044	39.5	43.1
GOMBE	11,276	7,267	18,543	8,554	5,614	14,168	8,384	5,291	13,675	9,385	6,207	15,592	6,844	4,549	11,393	36.9	24.5
NASARAWA	19,574	14,869	34,443	16,261	12,229	28,490	15,997	12,229	28,226	17,098	13,011	30,109	13,573	10,270	23,843	39.4	29.8
ZAMFARA	18,293	6,306	24,599	11,065	3,649	14,714	11,034	3,252	14,286	13,147	4,885	18,032	7,376	2,116	9,492	30.0	8.6
National:	559,086	410,404	969,490	453,422	347,056	800,478	444,993	331,385	776,378	480,886	367,579	848,465	375,038	289,709	664,747	38.7	29.9

National Examination Council (NECO)

Distribution of Results by State, Gender and Subject SSCE 2015 (Nov/Dec)

	Total No of Candidates Sat			Credit Pass in Eng			Credit Pass in Mth			Credit Pass in Mth & Eng			5 Credits Incl. Mth & Eng			Perc. Of 5 Credits Incl. Mth & Eng(%)	
	Male	Female	Total	Male	Female	Total	Male	Female	Total	Male	Female	Total	Male	Female	Total	Male	Female
ABIA	355	351	706	280	289	569	298	314	612	254	277	531	240	263	503	34.0	37.3
ADAMAWA	159	363	522	191	88	279	180	72	252	102	41	143	90	37	127	17.2	7.1
AKWA IBOM	767	659	1,426	305	326	631	378	410	788	215	226	441	182	184	366	12.8	12.9
ANAMBRA	255	281	536	216	190	406	192	169	361	131	129	260	124	109	233	23.1	20.3
BAUCHI	250	1,164	1,414	409	74	483	616	113	729	125	24	149	100	20	120	7.1	1.4
BENUE	222	446	668	178	97	275	207	92	299	85	33	118	57	25	82	8.5	3.7
BORNO	47	70	117	40	24	64	45	25	70	7	9	16	7	5	12	6.0	4.3
CROSS-RIVER	344	349	693	179	181	360	200	198	398	82	80	162	68	67	135	9.8	9.7
DELTA	671	726	1,397	411	372	783	462	412	874	191	180	371	166	156	322	11.9	11.2
EDO	251	316	567	158	116	274	158	128	286	61	48	109	46	34	80	8.1	6.0
ENUGU	485	444	929	258	301	559	276	297	573	147	194	341	131	159	290	14.1	17.1
IMO	270	222	492	156	190	346	169	202	371	80	104	184	74	94	168	15.0	19.1
JIGAWA	55	443	498	196	21	217	93	14	107	29	5	34	20	5	25	4.0	1.0
KADUNA	559	1,036	1,595	659	390	1,049	666	377	1,043	362	195	557	298	180	478	18.7	11.3
KANO	572	2,169	2,741	1,347	359	1,706	1,504	431	1,935	661	198	859	596	175	771	21.7	6.4
KATSINA	91	351	442	167	37	204	234	58	292	82	24	106	77	22	99	17.4	5.0
KEBBI	138	255	393	130	77	207	199	111	310	125	63	188	86	42	128	21.9	10.7
KOGI	178	250	428	121	85	206	119	74	193	33	27	60	28	26	54	6.5	6.1
KWARA	605	652	1,257	505	462	967	496	434	930	284	245	529	265	220	485	21.1	17.5
LAGOS	1,589	1,853	3,442	1,081	944	2,025	1,225	1,028	2,253	457	403	860	376	319	695	10.9	9.3
NIGER	1,621	2,762	4,383	1,354	832	2,186	1,918	1,172	3,090	1,104	725	1,829	837	539	1,376	19.1	12.3
OGUN	2,870	3,203	6,073	2,467	2,228	4,695	2,822	2,524	5,346	2,158	2,011	4,169	1,893	1,765	3,658	31.2	29.1
ONDO	419	472	891	280	263	543	288	262	550	97	115	212	84	105	189	9.4	11.8
OSUN	807	896	1,703	450	391	841	463	389	852	194	145	339	179	130	309	10.5	7.6
OYO	4,299	4,719	9,018	3,283	3,100	6,383	3,335	3,041	6,376	2,329	2,339	4,668	1,878	1,890	3,768	20.8	21.0
PLATEAU	328	466	794	274	202	476	272	199	471	99	65	164	83	60	143	10.5	7.6
RIVERS	595	649	1,244	349	365	714	426	405	831	196	226	422	155	189	344	12.5	15.2
SOKOTO	162	321	483	213	121	334	202	115	317	110	57	167	84	44	128	17.4	9.1
TARABA	95	143	238	95	60	155	76	43	119	41	25	66	34	20	54	14.3	8.4
YOBE	46	170	216	110	26	136	121	31	152	77	17	94	62	14	76	28.7	6.5
FCT-ABUJA	411	466	877	221	197	418	146	72	218	40	35	75	31	19	50	3.5	2.2
BAYELSA	54	73	127	46	33	79	30	28	58	14	14	28	10	11	21	7.9	8.7
EBONYI	161	156	317	90	102	192	70	70	140	54	59	113	40	42	82	12.6	13.2
EKITI	301	376	677	221	198	419	305	251	556	139	135	274	118	118	236	17.4	17.4
GOMBE	159	432	591	50	19	69	120	39	159	22	10	32	11	5	16	1.9	0.8
NASARAWA	321	501	822	234	160	394	285	174	459	115	71	186	92	50	142	11.2	6.1
ZAMFARA	83	284	367	54	20	74	99	15	114	49	10	59	20	3	23	5.4	0.8
National:	20,595	28,489	49,084	16,778	12,940	29,718	18,695	13,789	32,484	10,351	8,564	18,915	8,642	7,146	15,788	42.0	25.1

National Examination Council (NECO)

Distribution of Results by State, Gender and Subject SSCE 2016 (Nov/Dec)

State	Total No of Candidates Sat			Credit Pass in Eng			Credit Pass in Mth			Credit Pass in Mth & Eng			5 Credits Incl. Mth & Eng			Perc. Of 5 Credits Incl. Mth & Eng(%)	
	Male	Female	Total	Male	Female	Total	Male	Female	Total	Male	Female	Total	Male	Female	Total	Male	Female
ABIA	299	345	644	145	134	279	236	212	448	223	218	441	127	119	246	19.7	18.5
ADAMAWA	197	438	635	294	134	428	367	159	526	322	144	466	255	118	373	40.2	18.6
AKWA IBOM	528	590	1,118	428	381	809	494	450	944	449	411	860	361	349	710	32.3	31.2
ANAMBRA	241	253	494	202	193	395	206	199	405	199	196	395	169	169	338	34.2	34.2
BAUCHI	152	415	567	80	23	103	241	94	335	182	63	245	59	16	75	10.4	2.8
BENUE	174	334	508	183	109	292	199	103	302	160	93	253	122	71	193	24.0	14.0
BORNO	58	162	220	95	40	135	123	52	175	80	40	120	64	32	96	29.1	14.5
CROSS-RIVER	258	301	559	194	164	358	235	201	436	208	174	382	151	133	284	27.0	23.8
DELTA	582	599	1,181	436	442	878	491	462	953	413	431	844	355	351	706	30.1	29.7
EDO	253	323	576	170	122	292	186	141	327	167	124	291	119	87	206	20.7	15.1
ENUGU	526	488	1,014	403	444	847	429	469	898	405	453	858	358	399	757	35.3	39.3
IMO	169	184	353	110	102	212	135	122	257	122	125	247	90	78	168	25.5	22.1
JIGAWA	186	1,165	1,351	587	70	657	928	153	1,081	622	128	750	408	46	454	30.2	3.4
KADUNA	457	928	1,385	666	328	994	667	332	999	683	318	1,001	460	215	675	33.2	15.5
KANO	764	2,576	3,340	1,988	602	2,590	2,319	718	3,037	2,041	635	2,676	1,714	556	2,270	51.3	16.6
KATSINA	99	275	374	177	69	246	188	64	252	133	52	185	111	47	158	29.7	12.6
KEBBI	224	353	577	293	173	466	263	118	381	257	155	412	204	98	302	35.4	17.0
KOGI	206	239	445	170	131	301	173	144	317	158	137	295	131	106	237	29.4	23.8
KWARA	638	672	1,310	507	503	1,010	613	582	1,195	560	540	1,100	463	451	914	35.3	34.4
LAGOS	2,021	2,417	4,438	1,177	933	2,110	2,069	1,753	3,822	1,715	1,515	3,230	1,018	835	1,853	22.9	18.8
NIGER	1,228	1,802	3,030	1,323	906	2,229	1,581	1,071	2,652	1,458	998	2,456	1,164	808	1,972	38.4	26.7
OGUN	2,757	2,930	5,687	2,434	2,307	4,741	2,749	2,605	5,354	2,642	2,541	5,183	2,295	2,197	4,492	40.4	38.6
ONDO	333	457	790	355	254	609	364	260	624	333	233	566	296	205	501	37.5	25.9
OSUN	701	808	1,509	578	501	1,079	687	587	1,274	555	490	1,045	466	419	885	30.9	27.8
OYO	4,054	4,459	8,513	3,716	3,360	7,076	4,092	3,716	7,808	3,893	3,571	7,464	3,415	3,107	6,522	40.1	36.5
PLATEAU	443	614	1,057	477	344	821	530	390	920	471	341	812	412	304	716	39.0	28.8
RIVERS	520	557	1,077	355	338	693	462	451	913	359	377	736	283	285	568	26.3	26.5
SOKOTO	85	193	278	90	45	135	135	54	189	97	42	139	74	35	109	26.6	12.6
TARABA	119	220	339	132	73	205	129	66	195	112	66	178	85	43	128	25.1	12.7
YOBE	120	433	553	261	74	335	334	84	418	312	87	399	214	61	275	38.7	11.0
FCT-ABUJA	359	364	723	180	160	340	191	170	361	121	121	242	95	84	179	13.1	11.6
BAYELSA	105	105	210	66	68	134	65	70	135	49	63	112	39	48	87	18.6	22.9
EBONYI	123	136	259	96	92	188	79	72	151	78	70	148	63	51	114	24.3	19.7
EKITI	298	343	641	259	227	486	276	258	534	254	235	489	214	200	414	33.4	31.2
GOMBE	119	258	377	121	58	179	73	38	111	72	36	108	36	13	49	9.5	3.4
NASARAWA	334	422	756	322	248	570	377	299	676	312	245	557	271	209	480	35.8	27.6
ZAMFARA	42	188	230	58	23	81	43	6	49	51	8	59	20	4	24	8.7	1.7
National:	19,772	27,346	47,118	19,128	14,175	33,303	22,729	16,725	39,454	20,268	15,476	35,744	16,181	12,349	28,530	34.3	26.2

Acknowledgements/Contacts

Acknowledgements

We acknowledge the contributions of our strategic partner the National Examinations Council (NECO) and our technical partner, Proshare in the design, concept and production of this publication.




Contact Us


 @nigerianstat

 NBSNigeria

 www.nigerianstat.gov.ng

 **Head Office Address**
Plot 762, Independence Avenue, Central
Business District, FCT, Abuja Nigeria.

 +234 803 386 5388

 feedback@nigerianstat.gov.ng