

Premium Motor Spirit (Petrol) Price Watch

(JULY 2017)

Report Date: August 2017

Data Source: National Bureau of Statistics (NBS)



NATIONAL BUREAU OF STATISTICS

Contents

Executive Summary.....	1
Average Petrol Prices Across States.....	2
Average Petrol Prices Across Zones – North Central.....	3
Average Petrol Prices Across Zones – North East.....	4
Average Petrol Prices Across Zones – North West.....	5
Average Petrol Prices Across Zones – South East.....	6
Average Petrol Prices Across Zones – South South.....	7
Average Petrol Prices Across Zones –South West.....	8
12 Months Average Prices.....	9
Appendix - Tables.....	10
Methodology.....	11
Acknowledgment and Contact.....	12

Executive Summary

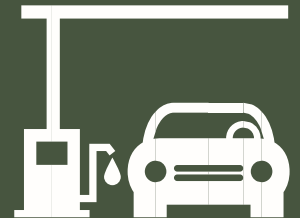
Average price paid by consumers for premium motor spirit (petrol) increased by 0.3% year-on-year and decreased by -1.4% month-on-month to N148.2 in July 2017 from N150.3 in June 2017.

States with the highest average price of premium motor spirit (petrol) were Yobe (N170), Borno (N160.50) & Adamawa (160).

States with the lowest average price of premium motor spirit (petrol) were Bauchi (N145.4), Lagos (N145.3) and Abuja, Akwa Ibom, Bayelsa, Cross River, Delta, Edo, Ekiti, Kaduna, Kano, Katsina, Kebbi, Ogun, Ondo, Osun & Sokoto (N145.0).

Premium Motor Spirit (Petrol) Price Watch – July 2017

Average PMS Prices Across States



Average

N148.2

State	Jul-17	YoY %	MoM %
Abia	147	-3.5	-1.8
Abuja	145	0	0
Adamawa	160	10.3	-1.5
Akwa Ibom	145	-8.1	-3.1
Anambra	147.1	-0.1	-0.8
Bauchi	145.4	0.2	-4.7
Bayelsa	145	-12.5	-9.6
Benue	159.1	7.3	5.2
Borno	160.5	11.2	4.9
Cross River	145	-4.7	-2.3
Delta	145	0.1	-0.6
Ebonyi	147.9	0.5	-5.5
Edo	145	0	0
Ekiti	145	-0.1	0
Enugu	149	2.4	-3.5
Gombe	152.7	5.3	-8.8
Imo	147.4	1	-0.1
Jigawa	145.7	0.5	-0.1
Kaduna	145	2.1	-2.5
Kano	145	0.3	-0.2
Katsina	145	0.1	-3.5
Kebbi	145	-5.1	-7.7
Kogi	146.7	0.5	-1.5
Kwara	145.9	-2	0.3
Lagos	145.3	0.2	-0.2
Nassarawa	149.4	-3.9	2.3
Niger	148.4	1.9	-0.2
Ogun	145	-0.2	0
Ondo	145	0.1	-0.2
Osun	145	0.9	0
Oyo	146.1	1.4	0.4
Plateau	145.8	0.5	-1.8
Rivers	146	-3.7	0.2
Sokoto	145	0	-3.8
Taraba	157.7	-3.2	0.9
Yobe	170	17.2	1.2
Zamfara	145.9	0.6	-0.3

STATES WITH THE HIGHEST AVERAGE PRICES IN JULY 2017

YOBE

N170.0

BORNO

N160.5

ADAMAWA

N160.0

STATES WITH THE LOWEST AVERAGE PRICES IN JULY 2017

BAUCHI

N145.4

LAGOS

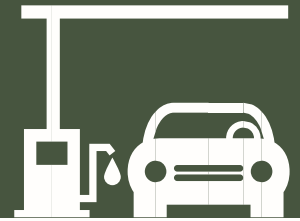
N145.3

ABUJA, AKWA IBOM,
BAYELSA, CROSS RIVER,
DELTA, EDO, EKITI,
KADUNA, KANO, KATSINA,
KEBBI, OGUN, ONDO,
OSUN, SOKOTO

N145.0

Premium Motor Spirit (Petrol) Price Watch – July 2017

Average PMS Prices Across Zones - North Central



Average

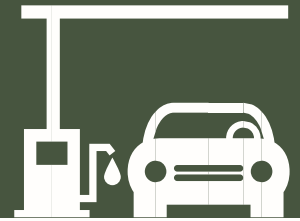
N148.6

State	Jul-17	YoY %	MoM %
Abuja	145	0	0
Benue	159.1	7.3	5.2
Kogi	146.7	0.5	-1.5
Kwara	145.9	-2	0.3
Nassarawa	149.4	-3.9	2.3
Niger	148.4	1.9	-0.2
Plateau	145.8	0.5	-1.8

Benue State has the highest average price in the North Central Region for July 2017 while Abuja has the least average price.

Premium Motor Spirit (Petrol) Price Watch – July 2017

Average PMS Prices Across Zones - North East



Average


N157.7

State	Jul-17	YoY %	MoM %
Adamawa	160	10.3	-1.5
Bauchi	145.4	0.2	-4.7
Borno	160.5	11.2	4.9
Gombe	152.7	5.3	-8.8
Taraba	157.7	-3.2	0.9
Yobe	170	17.2	1.2

Yobe State has the highest average price in the North East Region for July 2017 while Bauchi State has the least average price.

Premium Motor Spirit (Petrol) Price Watch – July 2017

Average PMS Prices Across Zones - North West



Average

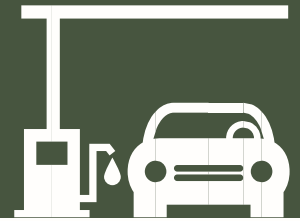
N145.2

State	Jul-17	YoY %	MoM %
Jigawa	145.7	0.5	-0.1
Kaduna	145	2.1	-2.5
Kano	145	0.3	-0.2
Katsina	145	0.1	-3.5
Kebbi	145	-5.1	-7.7
Sokoto	145	0	-3.8
Zamfara	145.9	0.6	-0.3

Zamfara State has the highest average price in the North West Region for July 2017 while Kaduna, Kano, Katsina, Kebbi and Sokoto States have the least average price.

Premium Motor Spirit (Petrol) Price Watch – July 2017

Average PMS Prices Across Zones - South East



Average

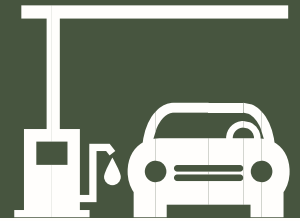
N147.7

State	Jul-17	YoY %	MoM %
Abia	147	-3.5	-1.8
Anambra	147.1	-0.1	-0.8
Ebonyi	147.9	0.5	-5.5
Enugu	149	2.4	-3.5
Imo	147.4	1	-0.1

Enugu State has the highest average price in the South East Region for July 2017 while Abia State has the least average price.

Premium Motor Spirit (Petrol) Price Watch – July 2017

Average PMS Prices Across Zones - South South



Average

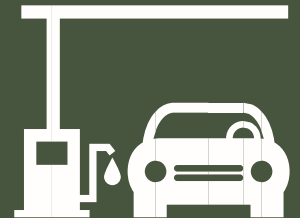
N145.2

State	Jul-17	YoY %	MoM %
Akwa Ibom	145	-8.1	-3.1
Bayelsa	145	-12.5	-9.6
Cross River	145	-4.7	-2.3
Delta	145	0.1	-0.6
Edo	145	0	0
Rivers	146	-3.7	0.2

Rivers State has the highest average price in the South South Region for July 2017 while Akwa Ibom, Bayelsa, Cross River, Delta and Edo States have the least average price.

Premium Motor Spirit (Petrol) Price Watch – July 2017

Average PMS Prices Across Zones - South West



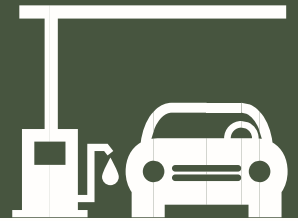
Average

N145.2

State	Jul-17	YoY %	MoM %
Ekiti	145	-0.1	0
Lagos	145.3	0.2	-0.2
Ogun	145	-0.2	0
Ondo	145	0.1	-0.2
Osun	145	0.9	0
Oyo	146.1	1.4	0.4

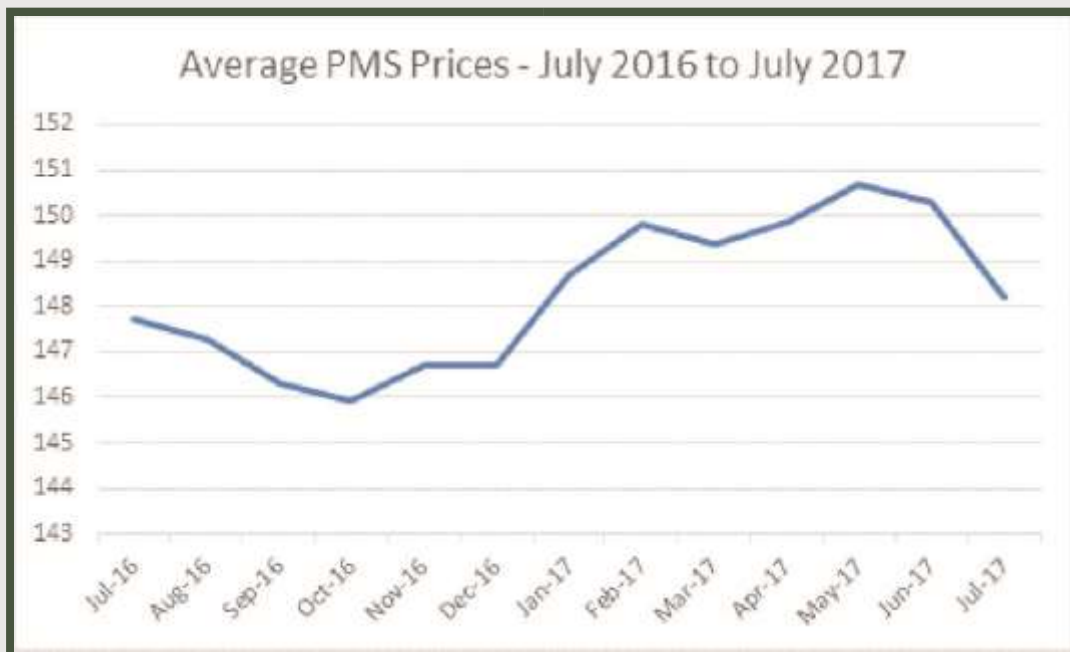
Oyo State has the highest average price in the South West Regions for July 2017 while Osun, Ogun, Ondo & Ekiti States have the least average price.

Premium Motor Spirit (Petrol) Price Watch – July 2017



12 Months Average Prices

State	Average	YoY %	MoM %
Jul-16	147.7	37.6	-0.6
Aug-16	147.3	40.9	-0.3
Sep-16	146.3	53.8	-0.6
Oct-16	145.9	56.1	-0.3
Nov-16	146.7	27.2	0.5
Dec-16	146.7	22.7	0.01
Jan-17	148.7	35.7	1.35
Feb-17	149.8	50.1	0.7
Mar-17	149.4	10.1	-0.3
Apr-17	149.9	-7.9	0.3
May-17	150.7	0.3	0.5
Jun-17	150.3	1.2	-0.3
Jul-17	148.2	0.3	-1.4



0.3% Year-on-Year and -1.4% Month-on-Month

PRICES PER LITRE NGN														May 2017							Year on Year %		Month on Month %
State	Jan-16	Feb-16	Mar-16	Apr-16	May-16	Jun-16	Jul-16	Aug-16	Sep-16	Oct-16	Nov-16	Dec-16	Jan-17	Feb-17	Mar-17	Apr-17	May-17	Jun-17	Jul-17	(July 2016-July 2017)	(June 2017-July 2017)		
Abia	129.3	112.2	148.1	191.7	149.3	147.9	152.3	147.2	147.1	148.3	146.8	147.1	148.6	147.5	150.4	148.5	151.9	149.7	147.0	-3.5	-1.8		
Abuja	99.6	92.7	104.9	107	145	145	145	145	143.3	146.3	144.6	145	144.2	145.0	145.0	145.0	145.0	145.0	145.0	0.0	0.0		
Adamawa	93.5	111.7	133.5	138.5	145	156.7	145	145	145	145	146.3	145	145	145.0	153.3	156.7	160.0	162.5	160.0	10.3	-1.5		
Akwa Ibom	120	102.5	148	180	146.3	145.7	157.8	146	142.5	146.3	145.9	143.8	145.9	150.0	149.3	147.5	149.4	149.6	145.0	-8.1	-3.1		
Anambra	119.8	100.4	136.5	193.9	147.1	145.5	147.3	149.6	144.5	145.9	145.2	147.9	145.7	147.3	148.0	147.7	147.9	148.3	147.1	-0.1	-0.8		
Bauchi	117.3	94.2	156.7	128.6	151.3	145	145.1	146.4	146.7	145	148.9	147.2	149.2	148.9	147.8	150.5	147.5	152.5	145.4	0.2	-4.7		
Bayelsa	96.1	120.1	146	186.3	161.7	152.2	165.7	164.3	147.2	147.3	146	151.5	153.3	155.0	161.3	159.1	153.5	160.4	145.0	-12.5	-9.6		
Benue	121.7	104.8	131.7	134.5	162.3	146	148.3	145	146.4	145.9	148.7	145	145.5	157.5	152.5	155.0	158.2	151.3	159.1	7.3	5.2		
Borno	96.4	87.9	87	179.3	152.1	173	144.3	143.8	148.5	147.2	144	145	164.1	157.1	151.0	160.5	160.0	152.9	160.5	11.2	4.9		
Cross River	115.2	116.7	160.4	167.8	157.5	151.7	152.2	144.6	154.6	146.4	150.4	148.8	145	150.9	148.1	147.8	149.6	148.4	145.0	-4.7	-2.3		
Delta	98.5	87.5	132.1	178.1	147.9	145.6	144.8	144.9	143.7	144.6	145.9	144.8	145.4	144.8	145.0	145.9	145.0	145.8	145.0	0.1	-0.6		
Ebonyi	132.1	104.5	155	166.4	165	151.7	147.1	147.9	147.6	147	147.2	148.6	156.5	156.7	152.1	157.5	152.5	156.4	147.9	0.5	-5.5		
Edo	100.3	86.5	129.7	194.3	146.3	145	145	145	145	145	145	145.5	147	148.1	149.6	150.3	145.3	145.0	145.0	0.0	0.0		
Ekiti	106.1	96.6	127.5	202.8	156.4	145.3	145.2	144.7	144.6	145	144.9	144.9	144.6	145.0	145.0	145.0	145.0	145.0	145.0	-0.1	0.0		
Enugu	128.3	101.4	144.6	178.1	149.4	150.4	145.5	150	148.7	145.8	147.1	150	148.3	150.2	154.5	152.9	152.0	154.5	149.0	2.4	-3.5		
Gombe	99.9	97.4	151.7	182.2	149.4	149.4	145	148.3	145.6	144.7	145	145	145	145.0	145.0	152.7	172.5	167.5	152.7	5.3	-8.8		
Imo	131	102.2	144	203.5	147.2	146.1	145.9	145.9	146.1	145.9	145.9	145.7	144.6	149.1	149.5	148.9	148.8	147.6	147.4	1.0	-0.1		
Jigawa	104.7	98.8	143.1	170.6	145.3	145.4	145	144.7	144.5	146.5	144.3	144.5	151	147.9	148.3	145.6	147.3	145.8	145.7	0.5	-0.1		
Kaduna	95.7	90.6	139.8	146.3	144.6	145.6	142	152.3	151.8	145.9	147.6	145	148.3	145.6	153.0	145.0	148.7	148.8	145.0	2.1	-2.5		
Kano	99.1	90.4	124.3	165.1	145	145	144.6	145	145	146	145.6	148.5	145.8	145.0	145.0	147.9	145.4	145.3	145.0	0.3	-0.2		
Katsina	95.5	88	155.6	129.4	148.4	144.9	144.8	144.5	144.7	144.8	143.8	145.5	147.8	145.6	145.9	145.8	145.0	150.3	145.0	0.1	-3.5		
Kebbi	117.1	111.8	139.8	165.2	147.3	151	152.8	153.2	148	146.6	149.3	151.5	146.9	154.4	153.8	160.5	157.9	157.1	145.0	-5.1	-7.7		
Kogi	127.1	111.3	148.5	182	148.5	148.9	146	155	150.4	147.3	146.5	150	144.7	152.0	154.0	146.5	148.9	148.9	146.7	0.5	-1.5		
Kwara	112.6	98.8	134.3	189.6	156.7	151.9	148.8	145	146.5	145	149.1	151.6	145.2	145.7	145.0	148.8	153.0	145.5	145.9	-2.0	0.3		
Lagos	91.1	87	90.1	92.6	144.8	145	145	145	144.3	144.9	144.3	144.3	152.1	144.9	147.5	147.9	145.0	145.7	145.3	0.2	-0.2		
Nassarawa	120.5	99.1	166.7	172	160.6	151.7	155.4	154.4	147	148.5	148.6	150	145.1	147.0	145.9	149.7	148.1	146.1	149.4	-3.9	2.3		
Niger	112.3	94	121.6	150.9	145	145	145.6	146.8	146.3	145.9	146.4	146.7	147	145.5	149.4	147.0	145.6	148.7	148.4	1.9	-0.2		
Ogun	92.5	86.5	115	163.5	145.9	145	145.3	145	144.3	145	145	145.9	152	145.0	144.9	145.0	145.0	145.0	145.0	-0.2	0.0		
Ondo	120.1	102.8	124.5	185.5	146.2	145.6	144.9	144.9	144.5	144.9	144.9	145	155	145.2	146.3	145.2	145.3	145.3	145.0	0.1	-0.2		
Osun	100.5	89.7	109.8	193.9	145.3	145	143.7	144.6	143.4	144.3	144.6	144.4	156.1	144.7	145.0	145.0	145.0	145.0	145.0	0.9	0.0		
Oyo	91.5	87.2	111.2	113.7	145.2	144.9	144.1	144.5	144.7	145.3	144.4	143.9	161	145.1	145.7	145.3	145.3	145.5	146.1	1.4	0.4		
Plateau	147.5	93.1	123.5	133.4	145	148.8	145	144.4	146.4	144.5	145	145	146.1	147.9	149.6	146.5	145.6	148.5	145.8	0.5	-1.8		
Rivers	102.5	106.7	133.7	174.3	150	148.5	151.5	147.7	147.3	146.9	147	145.1	145	151.1	151.3	149.6	157.4	145.6	146.0	-3.7	0.2		
Sokoto	110.5	111.8	160	168.3	147.1	145	145	151.9	145	145	145	146.4	155	162.1	152.9	150.0	157.9	150.7	145.0	0.0	-3.8		
Taraba	120.7	111.7	153.3	117.1	161.1	160	162.8	143.3	146.5	145.7	150.8	150	146.9	161.7	148.0	158.6	162.0	156.3	157.7	-3.2	0.9		
Yobe	96.8	122.9	145.5	183.8	164.2	152.3	145	148.3	151.7	150	162	148.8	147	177.0	161.7	158.3	156.4	168.0	170.0	17.2	1.2		
Zamfara	91.6	90	143.2	114.5	145	144.5	145	144.7	145.3	145.5	145.5	145.3	145.7	146.4	147.0	145.3	146.8	146.3	145.9	0.6	-0.3		
AVERAGE	109.6	99.8	135.7	162.8	150.3	148.5	147.7	147.3	146.3	145.9	146.7	146.7	148.7	149.8	149.4	149.9	150.7	150.3	148.2				
Year on Year	5.7	7.3	30.7	56.4	27	32.5	37.6	40.9	53.8	56.1	27.2	22.7	35.7	50.1	10.1	-7.9	0.3	1.2	0.3				
Month on Month	-8.4	-9	36	20	-7.7	-1.2	-0.6	-0.3	-0.6	-0.3	0.5	0.01	1.35	0.7	-0.3	0.3	0.5	-0.3	-1.4				

Methodology

Field work is done solely by over 700 NBS Staff in all States of the federation supported by supervisors who are monitored by internal and external observers.

Fuel Prices are collected across all the 774 local governments across all States and the FCT from over 10,000 respondents and locations and reflect actual prices households state they actually bought those fuels together with the prices reportedly sold by the fuel suppliers.

The average of all these prices is then reported for each state and the average for the country is the average for the state.

NBS audit team subsequently conducts randomly selected verification of prices recorded.

Acknowledgements/Contacts

Acknowledgements

We acknowledge our technical partners, Proshare in the design, concept and production of this publication.





Contact Us

 @nigerianstat

 NBSNigeria

 www.nigerianstat.gov.ng

 **Head Office Address**
Plot 762, Independence Avenue, Central
Business District, FCT, Abuja Nigeria.

 +234 803 386 5388

 feedback@nigerianstat.gov.ng