



NATIONAL BUREAU OF STATISTICS

Premium Motor Spirit (Petrol) Price Watch

(JULY 2018)

Report Date: August 2018

Data Source: National Bureau of Statistics (NBS)



Contents

Executive Summary	1
Average PMS Prices Across States	2
Average PMS Prices Across Zones	3
12 Months Average Prices	4
Appendix - Tables	5
Methodology	6
Acknowledgment and Contact	7

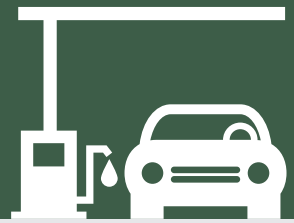
Executive Summary

Average price paid by consumers for premium motor spirit (petrol) decreased by -0.09 year-on-year and -0.9% month-on-month to N146.80 in July 2018 from N148.10 in June 2018.

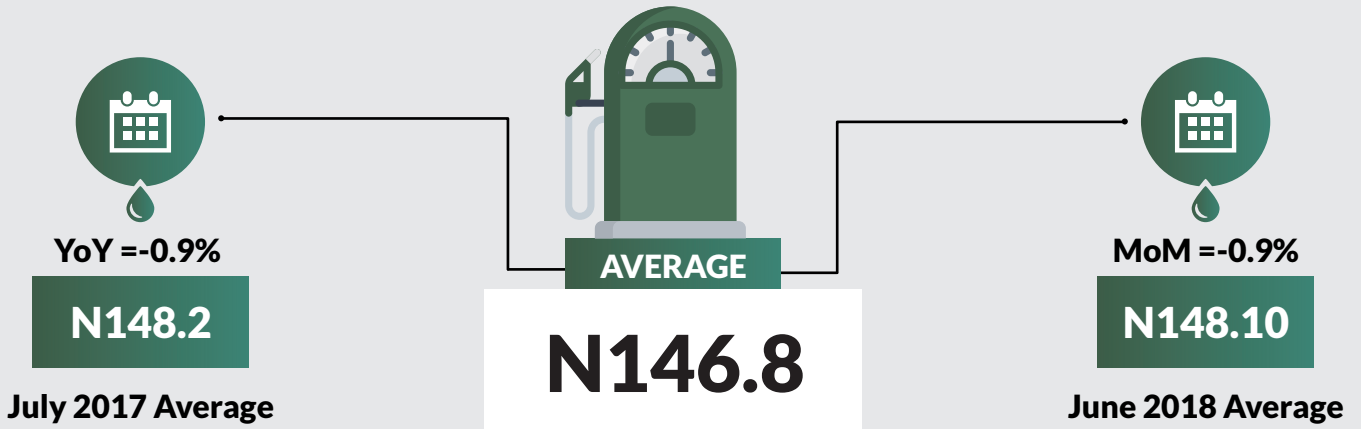
States with the highest average price of premium motor spirit (petrol) were Borno (N155.00), Taraba (N151.82) & Bayelsa (N151.67).

States with the lowest average price of premium motor spirit (petrol) were Oyo (N144.72), Katsina (N144.06) & Gombe (N142.79).

Premium Motor Spirit (Petrol) Price Watch - July 2018



Average PMS Prices Across States



STATES WITH THE HIGHEST AVERAGE PRICES IN JULY 2018



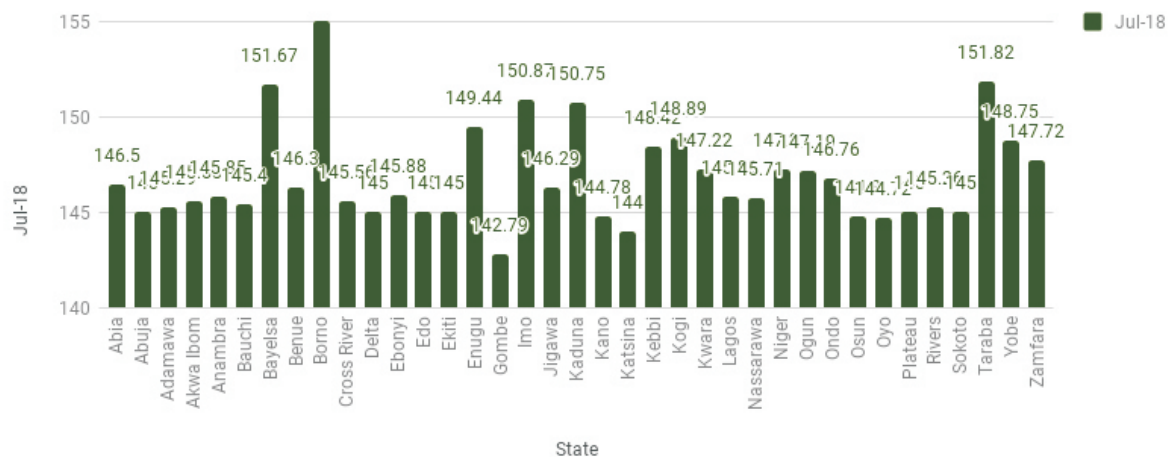
	Jul-18	YoY%	MoM%
BORNO	155.00	-3.4	-4.4
TARABA	151.82	-3.7	0.6
BAYELSA	151.67	4.6	-0.8

STATES WITH THE LOWEST AVERAGE PRICES IN JULY 2018

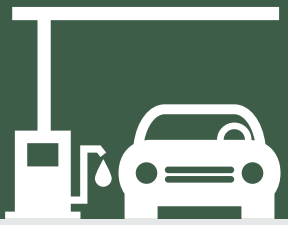


	Jul-18	YoY%	MoM%
OYO	144.72	-0.9	0.3
KATSINA	144.00	-0.7	-0.7
GOMBE	142.79	-6.5	-5.0

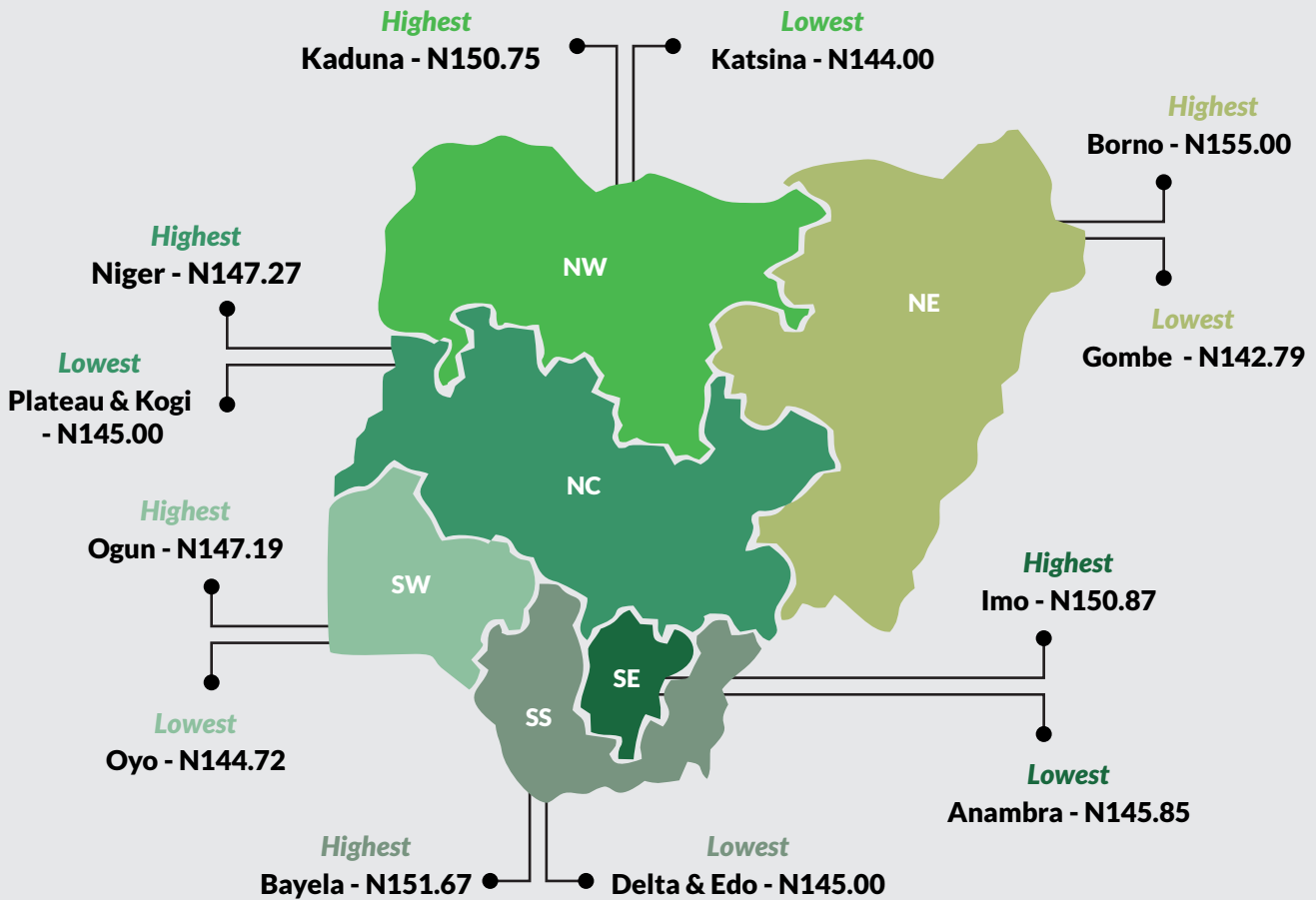

Average PMS Price Across State



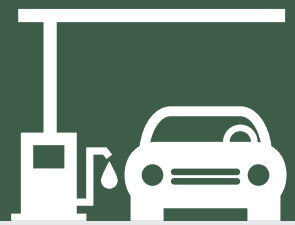
Premium Motor Spirit (Petrol) Price Watch - July 2018



Average PMS Prices Across Zones



Premium Motor Spirit (Petrol) Price Watch - July 2018



12 Months Average Prices

August 2017	
Average	144.4
YoY	-1.9
MoM	-2.5


September 2017	
Average	144.5
YoY	-1.2
MoM	0.1

October 2017	
Average	146.0
YoY	0.1
MoM	1.0

November 2017	
Average	145.6
YoY	-0.7
MoM	-0.3

July 2017	
Average	148.2
YoY	0.3
MoM	-1.4

December 2017	
Average	171.8
YoY	17.1
MoM	18.0



June 2018	
Average	148.1
YoY	-1.5
MoM	-1.4

July 2018	
Average	146.8
YoY	-0.9
MoM	-0.9

January 2018	
Average	190.9
YoY	28.4
MoM	11.1

May 2018	
Average	150.2
YoY	-0.3
MoM	-0.8

April 2018	
Average	151.4
YoY	1
MoM	-7.3

March 2018	
Average	163.4
YoY	9.4
MoM	-5.3

February 2018	
Average	172.5
YoY	15.1
MoM	-9.6

Methodology

Average price paid by consumers for premium motor spirit (petrol) increased by 15.1% year-on-year and -9.6% month-on-month to N172.5 in February 2018 from N190.9 in January 2018.

States with the highest average price of premium motor spirit (petrol) were Plateau (N206.82), Osun (N201.29) & Edo (N200.83).

States with the lowest average price of premium motor spirit (petrol) were Katsina (N145.00), Abuja (N145.00) & Kogi (N147.06).

Acknowledgements/Contacts

Acknowledgements

We acknowledge our technical partners, Proshare in the design, concept and production of this publication.




Contact Us

 @nigerianstat

 NBSNigeria

 www.nigerianstat.gov.ng

 **Head Office Address**
Plot 762, Independence Avenue, Central
Business District, FCT, Abuja Nigeria.

 +234 803 386 5388

 feedback@nigerianstat.gov.ng