



NATIONAL BUREAU OF STATISTICS

Premium Motor Spirit (Petrol) Price Watch

(OCTOBER 2020)

Report Date: November 2020

Data Source: National Bureau of Statistics (NBS)



CONTENTS

Executive Summary	1
Average PMS Prices Across States	2
Average PMS Prices Across Zones	3
12 Months Average Prices	4
Appendix - Tables	5
Methodology	6
Acknowledgment and Contact	7

EXECUTIVE SUMMARY


Average price paid by consumers for premium motor spirit (petrol) increased by 10.79% year-on-year and month-on-month by 0.07% to N161.17 in October 2020 from N161.06 in September 2020.

States with the highest average price of premium motor spirit (petrol) were Kebbi (N166.50), Yobe (N163.58) and Anambra (N163.00).

States with the lowest average price of premium motor spirit (petrol) were Niger (N158.38), Sokoto (N158.57) and Delta (N159.38).

PREMIUM MOTOR SPIRIT (PETROL) PRICE WATCH - OCTOBER 2020

Average PMS Prices Across States



STATES WITH THE HIGHEST AVERAGE PRICES IN OCTOBER 2020



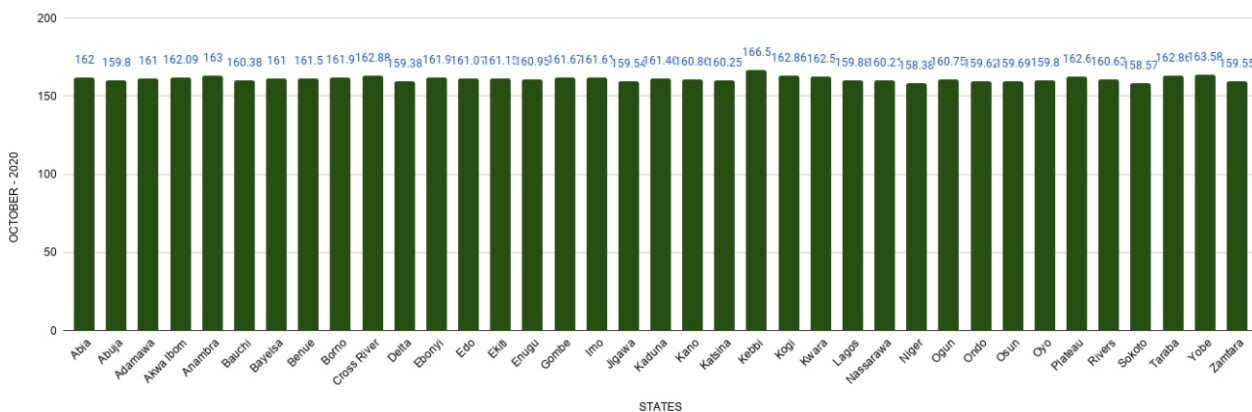
	Oct-20	YoY%	MoM%
KEBBI	166.50	13.87	4.95
YOBE	163.58	11.89	-3.11
ANAMBRA	163.00	11.53	0.24

STATES WITH THE LOWEST AVERAGE PRICES IN OCTOBER 2020



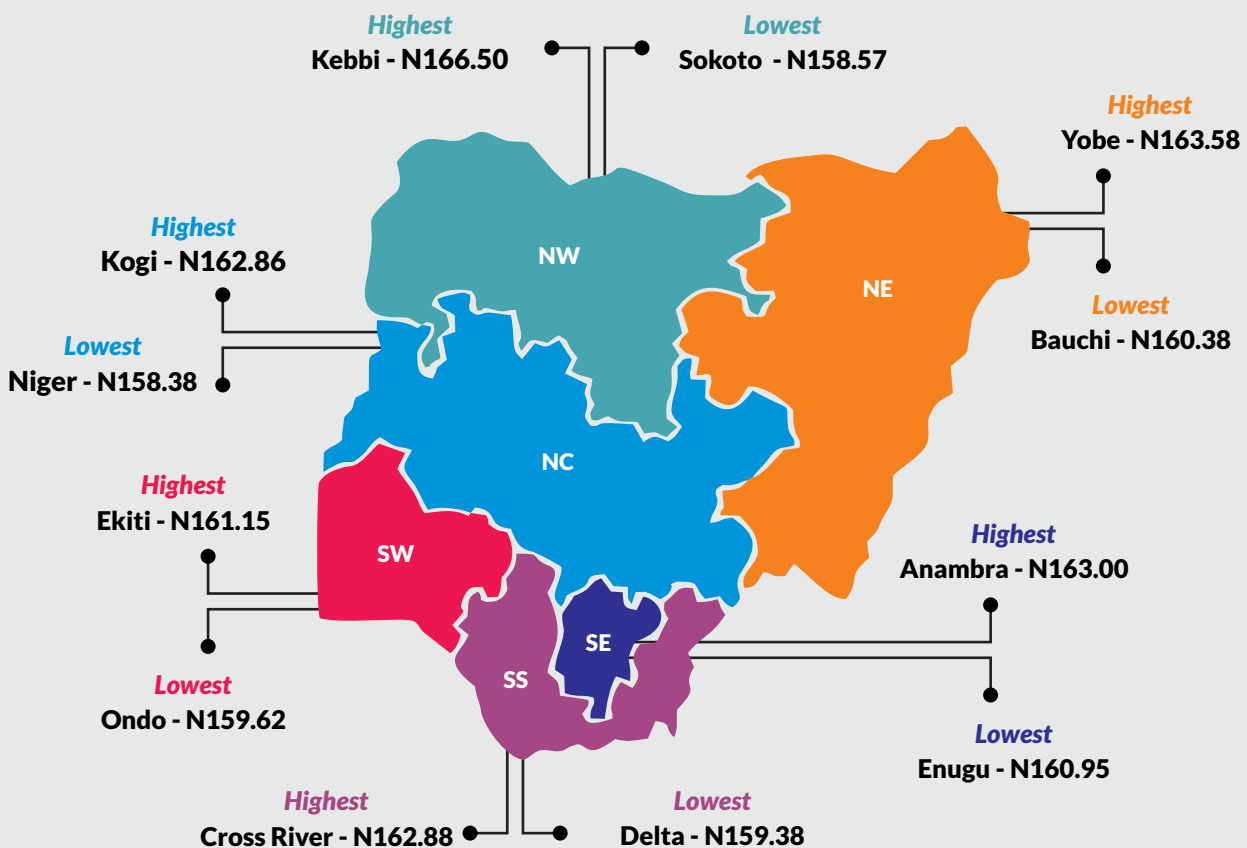

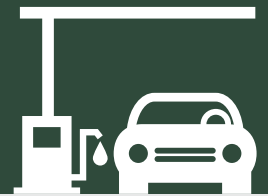
	Oct-20	YoY%	MoM%
NIGER	158.38	8.77	1.16
SOKOTO	158.57	8.82	-0.27
DELTA	159.38	8.73	-0.04

AVERAGE PMS PRICES ACCROSS STATES



PREMIUM MOTOR SPIRIT (PETROL) PRICE WATCH - OCTOBER 2020

Average PMS Prices Across Zones



PREMIUM MOTOR SPIRIT (PETROL) PRICE WATCH - OCTOBER 2020

12 Months Average Prices



November 2019	
Average	145.94
YoY	-1.03
MoM	0.32


December 2019	
Average	145.35
YoY	-0.29
MoM	-0.41

January 2020	
Average	145.37
YoY	-0.23
MoM	0.01

February 2020	
Average	145.41
YoY	0.08
MoM	0.03

October 2019	
Average	145.48
YoY	-1.19
MoM	-0.04

March 2020	
Average	145.40
YoY	0.05
MoM	-0.01



September 2020	
Average	161.06
YoY	10.67
MoM	8.26

October 2020	
Average	161.17
YoY	10.79
MoM	0.07

April 2020	
Average	130.84
YoY	-10.34
MoM	-10.01

August 2020	
Average	148.78
YoY	2.26
MoM	3.59

July 2020	
Average	143.63
YoY	-0.97
MoM	11.44

June 2020	
Average	128.88
YoY	-11.33
MoM	-0.61

May 2020	
Average	129.67
YoY	-10.59
MoM	-0.89

AVERAGE PETROL/ PREMIUM MOTOR SPIRIT

State	Jan-16	Mar-17	Apr-17	May-17	Jun-17	Jul-17	Aug-17	Sep-17	Oct-17	Nov-17	Dec-17	Jan-18	Feb-18	Mar-18	Apr-18	May-18	Jun-18	Jul-18	Aug-18	Sep-18	Oct-18	Nov-18	Dec-18	Jan-19	Feb-19	Mar-19	Apr-19	May-19	Jun-19	Jul-19	Aug-19	Sep-19	Oct-19	Nov-19	Dec-19	Jan-20	Feb-20	Mar-20	Apr-20	May-20	Jun-20	Jul-20	Aug-20	Sep-20	Oct-20	Year on Year %	Month on Month %				
Abia	129.3	150.4	148.5	151.9	149.7	147.0	144.7	144.5	147.86	147.50	220.40	227.50	191.13	164.50	147.55	145.45	146.33	146.50	147.00	146.30	147.67	150.67	144.72	144.65	145.93	146.12	146.29	145.64	145.67	145.24	146.71	146.73	147.09	150.69	147.33	146.13	146.87	145.91	128.13	126.33	124.60	144.93	152.00	163.31	162.00	10.14	-0.80				
Abuja	99.6	145.0	145.0	145.0	145.0	143.5	142.0	144.00	144.00	146.53	160.00	145.00	145.00	144.95	144.96	144.50	145.00	144.60	144.00	144.56	144.40	144.95	144.20	144.50	144.00	144.67	144.00	143.00	145.33	143.17	143.50	144.20	143.67	144.20	143.67	145.00	125.00	123.50	126.60	144.20	147.20	160.25	159.80	11.36	-0.28						
Adamawa	93.5	153.3	156.7	160.0	162.5	160.0	144.0	143.0	146.67	145.00	170.00	170.00	150.00	173.00	160.33	150.11	145.00	145.29	148.33	150.00	150.83	149.33	145.00	145.00	143.78	145.14	146.60	145.44	145.80	143.25	146.37	145.00	144.70	149.85	145.94	146.80	146.67	146.00	133.75	130.67	138.00	145.00	146.89	161.13	161.00	11.26	-0.08				
Akwai Ibom	120	149.3	147.5	149.4	149.6	145.0	144.6	143.3	146.00	150.33	166.50	201.25	183.89	164.00	154.00	159.44	145.00	145.58	145.42	145.50	145.00	144.55	145.00	145.00	144.78	145.00	145.91	145.50	145.00	145.42	145.00	145.00	144.82	143.83	144.82	145.00	145.77	145.00	127.00	125.67	125.60	144.00	149.09	162.67	162.09	11.93	-0.35				
Anambra	119.8	148.0	147.7	147.9	148.3	147.1	144.6	144.1	145.71	145.86	210.00	211.67	183.67	166.88	151.33	150.87	151.43	145.85	145.14	144.88	145.00	145.00	145.42	144.90	144.87	144.57	146.90	145.62	145.35	146.15	145.41	144.54	146.15	145.00	144.86	144.87	144.79	145.00	126.79	124.85	125.00	144.17	148.93	162.62	163.00	11.53	0.24				
Bauchi	117.3	147.8	150.5	147.5	152.5	145.4	145.0	144.6	147.38	144.90	159.75	186.88	151.00	145.57	144.17	144.93	147.90	145.40	143.89	144.00	144.57	144.46	144.20	145.25	144.50	143.89	145.67	144.50	145.50	143.90	145.00	144.00	144.00	148.21	144.48	146.56	145.71	145.29	139.13	136.10	130.18	143.08	148.67	161.14	160.38	11.37	-0.48				
Bayelsa	96.1	161.3	159.1	153.5	160.4	145.0	144.8	147.1	147.08	150.50	172.69	187.14	206.82	178.00	158.00	154.62	152.92	151.67	151.00	150.00	148.00	147.08	150.00	145.78	145.25	145.25	148.64	146.00	146.25	145.55	146.78	146.75	146.69	146.45	146.91	146.91	145.43	145.36	125.38	125.00	125.00	143.25	149.00	161.46	161.00	9.75	-0.29				
Benue	121.7	152.5	155.0	158.2	151.3	159.1	143.5	143.6	150.83	145.50	172.67	223.33	155.00	153.53	156.25	160.31	146.43	146.30	145.50	150.40	153.33	150.43	146.60	150.09	146.09	144.75	145.83	143.60	144.00	145.17	145.16	147.17	146.75	144.17	148.50	146.14	146.27	146.22	130.56	128.56	129.53	143.00	150.38	161.65	161.50	10.05	-0.09				
Borno	96.4	151.0	160.5	160.0	152.9	160.5	144.5	144.4	145.23	147.00	159.44	185.48	200.29	169.55	160.00	160.08	162.17	155.00	157.00	147.00	152.17	152.92	149.50	145.63	145.89	146.27	146.82	144.36	145.18	145.82	146.50	145.10	145.56	141.50	145.35	146.50	146.25	146.50	140.50	138.10	130.67	144.33	149.33	162.91	161.90	11.23	-0.62				
Cross River	115.2	148.1	147.8	149.6	148.4	145.0	143.4	144.0	148.40	145.00	207.14	175.38	187.63	174.50	154.50	151.58	145.75	145.56	147.92	150.00	149.22	147.55	145.00	144.69	145.07	146.50	147.41	145.78	146.07	145.92	146.76	147.50	146.94	150.41	146.37	146.20	146.50	146.63	131.88	131.00	125.63	144.57	149.67	165.88	162.88	10.85	-1.80				
Delta	98.5	145.0	145.9	145.0	145.8	145.0	144.7	144.6	145.00	145.86	175.00	202.65	170.71	171.50	146.67	147.69	145.00	145.00	145.00	150.92	150.67	144.82	145.00	144.85	145.38	145.00	145.27	144.73	145.00	145.00	145.20	146.54	146.58	147.54	144.38	144.64	145.24	144.50	126.92	125.20	125.00	144.39	147.36	159.45	159.38	8.73	-0.04				
Ebonyi	132.1	152.1	157.5	152.5	156.4	147.9	144.3	145.5	148.57	148.57	162.50	220.65	178.13	160.83	147.86	146.14	146.14	145.88	146.14	145.86	146.57	145.18	145.14	145.31	145.41	146.17	143.55	145.42	145.93	145.45	146.30	146.25	145.17	146.43	146.14	145.43	145.43	146.67	145.71	145.00	145.63	145.50	125.00	128.33	124.50	143.00	150.17	162.50	161.90	11.33	-0.37
Edo	100.3	149.6	150.3	143.3	145.0	145.0	144.8	144.9	145.06	145.75	170.00	220.00	190.31	172.11	152.11	145.36	145.00	145.00	145.00	145.00	145.00	145.00	145.00	145.25	145.33	144.77	145.00	145.00	144.73	145.00	145.00	145.00	144.46	144.85	144.69	144.82	145.00	144.82	125.00	128.64	130.00	144.00	148.55	160.80	161.01	11.45	0.13				
Ekiti	106.1	145.0	145.0	145.0	145.0	145.0	144.7	143.1	143.73	146.17	146.00	160.24	181.18	173.89	145.00	147.71	145.32	145.00	144.23	145.94	144.65	145.47	145.29	144.00	143.47	145.00	145.00	144.45	145.00	144.80	145.00	144.94	145.60	144.79	145.00	145.00	145.00	125.00	126.21	124.97	144.00	148.38	160.31	161.15	10.68	0.53					
Enugu	128.3	154.5	152.9	152.0	154.5	149.0	145.0	145.8	147.17	145.00	200.50	183.12	163.86	169.13	148.91	150.30	153.05	149.44	146.78	153.88	146.52	147.29	145.24	145.27	145.31	145.41	146.17	143.55	145.42	145.93	145.45	146.30	146.25	145.14	144.88	144.50	145.38	125.42	125.00	124.58	144.80	150.00	160.17	160.95	10.28	0.49					
Gombe	99.9	145.0	152.7	172.5	167.5	152.7	144.0	145.0	144.80	145.00	160.00	157.73	153.50	154.13	154.43	153.67	150.25	142.79	147.08	150.10	151.25	154.72	150.20	145.87	144.63	145.92	145.58	141.08	144.58	144.33	146.11	144.91	144.40	145.67	144.33	144.80	145.43	145.00	136.00	133.17	139.33	142.57	146.43	160.67	161.67	11.96	0.62				
Imo	131	149.5	148.9	148.8	147.6	147.4	143.4	145.1	147.75	144.40	160.59	172.92	200.83	173.86	149.40	149.50	149.77	150.87	145.87	146.43	145.43	142.50	145.62	143.18	145.71	146.47	145.68	145.47	145.33	145.62	145.57	146.31	148.05	145.32	145.50	145.00	145.65	126.67	126.54	129.70	145.00	149.87	161.98	161.61	10.46	-0.23					
Jigawa	104.7	148.3	145.6	147.3	145.8	145.7	143.9	145.2	143.80	145.50	165.00	200.26	150.14	180.93	160.46	154.00	146.29	146.29	145.25	145.00	144.29	144.29	144.21	145.69	145.29	144.94	145.00	145.00	145.00	145.45	145.36	145.45	144.29	144.14	144.77	145.00	145.07	140.57	137.89	128.89	143.09	143.41	159.41	159.54	9.68	0.08					
Kaduna	95.7	153.0	145.0	148.7	148.8	145.0	144.8	145.5	144.83	145.00	162.81	215.91	165.86	147.29	153.85	150.81	150.75	150.75	151.48	150.53	150.75	156.75	145.25	146.22	146.08	144.44	144.69	144.80	144.69	144.80	144.68	144.13	144.69	145.75	146.50	145.22	145.21	145.64	136.79	135.82	127.47	143.73	158.17	158.17	161.46	11.59	2.08				
Kano	99.1	145.0	147.9	145.4	145.3	145.0	144.2	144.6	144.27	144.93	165.00	182.14	155.00	147.19	145.16	144.87	145.79	144.78	144.89	144.87	145.79	144.79	144.87	145.00	145.00	145.21	145.35	145.35	145.35	145.35	144.86	145.35	145.79	144.87	144.38	145.86	145.19	135.63	134.25	125.53	143.75	148.92	158.92	160.86	10.67	1.22					
Katsina	95.5	145.8	145.0	150.3	145.0	144.4	144.1	143.73	144.08	160.00	209.32	160.15	156.67	147.83	144.82	144.95	144.00	144.08	143.63	144.45	144.45	144.45	145.00	145.00	145.23	143.50	142.50	144.13	142.50	142.50	145.50	144.45	144.23	144.00	145.03	145.42	136.25	132.61	135.18	144.11	146.40	156.40	160.25	10.52	2.46						
Kebbi	117.1	153.8	160.5	157.9	157.1	145.0	145.0	145.6	148.55	145.00	210.08	181.33	200.25	177.65	163.71	152.22	158.24	148.42	152.94	150.00	155.24	158.24	146.15	146.00	145.56	146.75	147.07	146.00	146.43	145.00	145.21	146.63	146.21	148.24	147.69	145.78	145.73	145.00	129.12	128.77	130.60	144.25	156.65	158.65	166.50	13.87	4.95				
Kogi	127.1	154.0	146.5	148.9	148.9	146.7	144.6	144.6	146.67	145.00	200.00	152.83	194.81	163.33	160.79	159.17	150.91	148.89	150.13	147.15	148.33	147.86	146.67	145.82	145.50	146.09	147.88	146.00	147.91	143.00	146.75	145.00	145.44	145.18	147.08	145.91	145.19	145.22	135.22	133.07	135.38	143.22	146.38	165.							

METHODOLOGY

Field work is done solely by over 700 NBS Staff in all States of the federation supported by supervisors who are monitored by internal and external observers.

Fuel Prices are collected across all the 774 local governments across all States and the FCT from over 10,000 respondents and locations and reflect actual prices households state they actually bought those fuels together with the prices reportedly sold by the fuel suppliers.

The average of all these prices is then reported for each state and the average for the country is the average for the state.

NBS audit team subsequently conducts randomly selected verification of prices recorded.

Acknowledgements

We acknowledge our technical partners, Proshare in the design, concept and production of this publication.





Contact Us

 @nigerianstat

 NBSNigeria

 www.nigerianstat.gov.ng

 **Head Office Address**
Plot 762, Independence Avenue, Central
Business District, FCT, Abuja Nigeria.

 +234 803 386 5388

 feedback@nigerianstat.gov.ng