



NATIONAL BUREAU OF STATISTICS

Petroleum Products Imports and Consumption (Truck Out) Statistics

(Q3 2018)

Report Date: November 2018

Data Source: National Bureau of Statistics (NBS)

Contents

Executive Summary	1
Monthly Petroleum Products Importation Summary – Q3 2018	2
State Distribution of Truck-Out Volume -All States	
Abia	3
Adamawa	4
Akwa ibom	5
Anambra	6
Bauchi	7
Bayelsa	8
Benue	9
Borno	10
Cross river	11
Delta	12
Ebonyi	13
Edo	14
Ekiti	15
Enugu	16
Gombe	17
Imo	18
Jigawa	19
Kaduna	20
Kano	21
Katsina	22
Kebbi	23
Kogi	24
Kwara	25
Lagos	26
Nasarawa	27
Niger	28
Ogun	29
Ondo	30
Osun	31
Oyo	32
Plateau	33
Rivers	34
Sokoto	35
Taraba	36
Yobe	37
Zamfara	38
FCT	39
Total	40
Q3 2018 Daily Average	41
Methodology	42
Appendix	43
Acknowledgements/Contacts	50

Executive Summary

The petroleum products importation statistics for Q3 2018 reflected that 4.37 bln litres of premium motor spirits (PMS), 873.72 mln litres of automotive gas oil (AGO), 312.71 mln litres of household kerosene (HHK), 212.80 mln litres of aviation turbine kerosene (ATK), and 162.37 mln litres of Liquefied Petroleum Gas (LPG) were imported into the country in Q3 2018.

The months of September 2018 recorded the highest volumes of premium motor spirits (PMS) imported into the country at 1.59 bln litres while the highest volume of automotive gas oil (AGO) and household kerosene (HHK) were imported in July and August 2018 respectively.

State-wide distribution of truck-out volume for Q3 2018 showed that 4.52bn of premium motor spirits (PMS), 1.02 bln litres of automotive gas oil (AGO), 168.42 mln litres of household kerosene (HHK), 189.21 mln litres of aviation turbine kerosene (ATK) and 125.43 mln of Liquefied Petroleum Gas (LPG) were distributed nationwide during the period under review.



Q3 2018 Petroleum Monthly Products Importation Summary

Volume = Litres



July

PMS	1,247,122,635
AGO	348,220,581
HHK	77,854,663
ATK	25,147,841
LPG	44,320,975



August

PMS	1,526,290,633
AGO	234,853,901
HHK	234,853,901
ATK	127,189,854
LPG	72,930,998



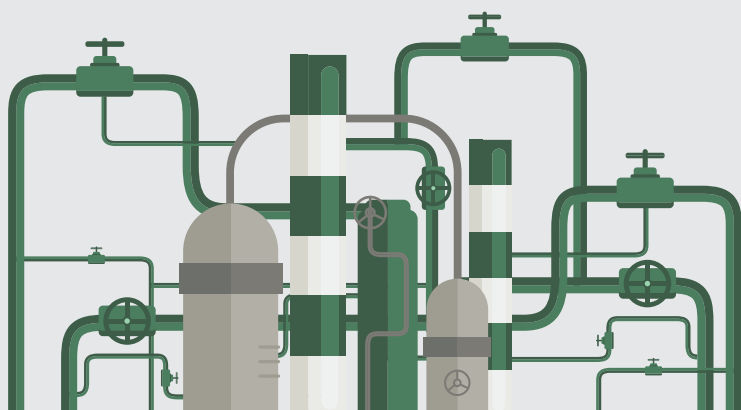
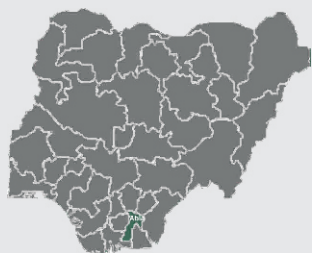

September

PMS	1,592,625,064
AGO	290,646,652
HHK	0
ATK	60,463,179
LPG	45,115,689



Total

PMS	4,366,038,332
AGO	873,721,134
HHK	312,708,564
ATK	212,800,874
LPG	162,367,662



PREMIUM MOTOR SPIRIT



Number of Trucks

2,497



Volume In Litres

104,673,399



Percentage Share

2.32

AVIATION TURBINE KEROSENE



Number of Trucks

0



Volume In Litres

0



Percentage Share

0.00

AUTOMOTIVE GAS OIL



Number of Trucks

459



Volume In Litres

15,341,786



Percentage Share

1.50

HOUSEHOLD KEROSENE



Number of Trucks

203



Volume In Litres

7,649,811



Percentage Share

4.54

LPG



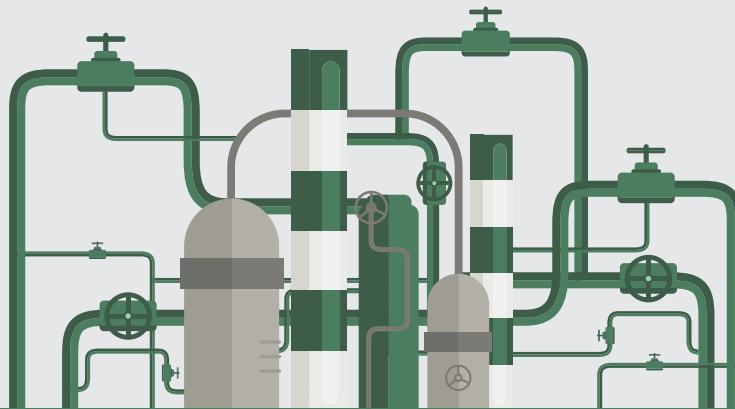
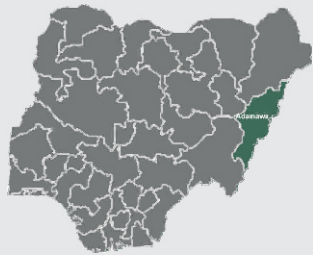
Quantity

1,304,580



Percentage Share

1.04



PREMIUM MOTOR SPIRIT



Number of Trucks

3,136



Volume In Litres

137,178,258



Percentage Share

3.04

AVIATION TURBINE KEROSENE



Number of Trucks

9



Volume In Litres

373,000



Percentage Share

0.20

AUTOMOTIVE GAS OIL



Number of Trucks

183



Volume In Litres

7,402,294



Percentage Share

0.73

HOUSEHOLD KEROSENE



Number of Trucks

12



Volume In Litres

474,000



Percentage Share

0.28

LPG



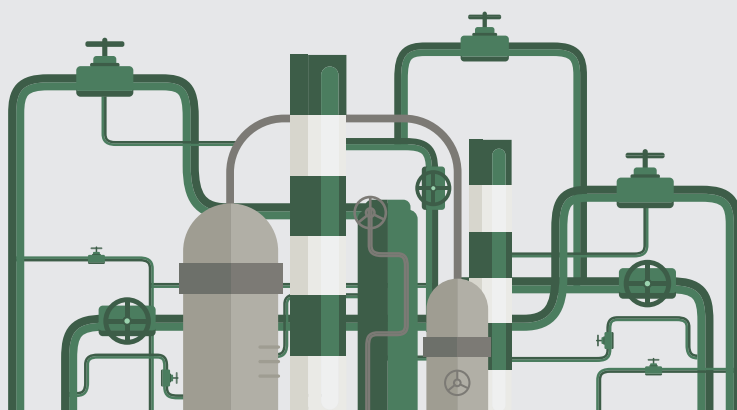
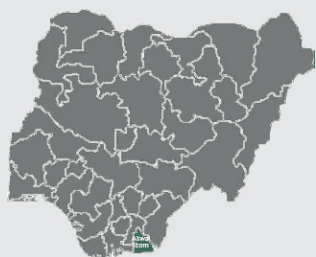

Quantity

300,600



Percentage Share

0.24



PREMIUM MOTOR SPIRIT



Number of Trucks

2,545



Volume In Litres

96,402,123



Percentage Share

2.13

AVIATION TURBINE KEROSENE



Number of Trucks

88



Volume In Litres

3,565,458



Percentage Share

1.88

AUTOMOTIVE GAS OIL



Number of Trucks

454



Volume In Litres

21,600,519



Percentage Share

2.12

HOUSEHOLD KEROSENE



Number of Trucks

174



Volume In Litres

4,879,007



Percentage Share

2.90

LPG



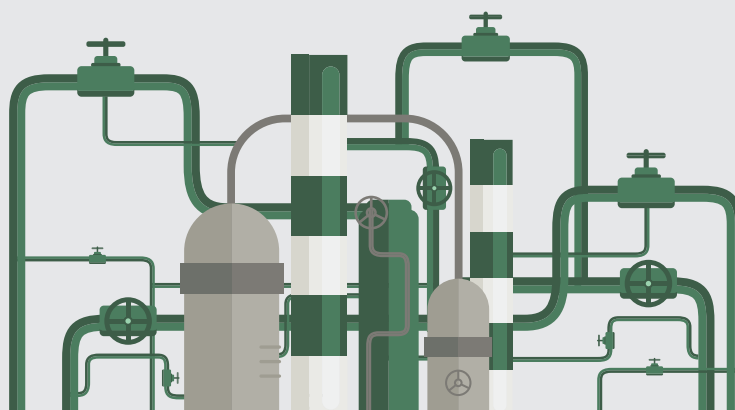
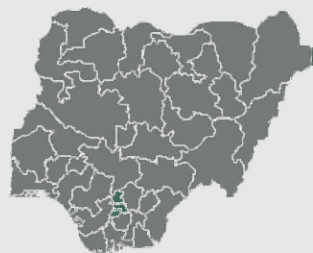

Quantity

2,313,821



Percentage Share

1.84



PREMIUM MOTOR SPIRIT



Number of Trucks

2,497



Volume In Litres

110,535,069



Percentage Share

2.45

AVIATION TURBINE KEROSENE



Number of Trucks

2



Volume In Litres

80,000



Percentage Share

0.04

AUTOMOTIVE GAS OIL



Number of Trucks

439



Volume In Litres

15,849,840



Percentage Share

1.55

HOUSEHOLD KEROSENE



Number of Trucks

274



Volume In Litres

9,038,535



Percentage Share

5.37

LPG



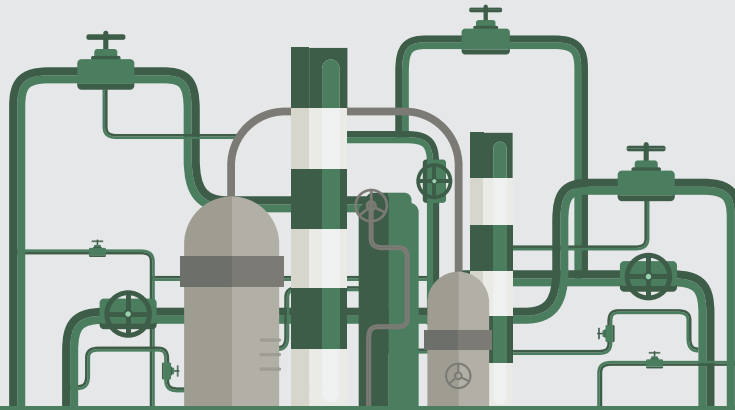
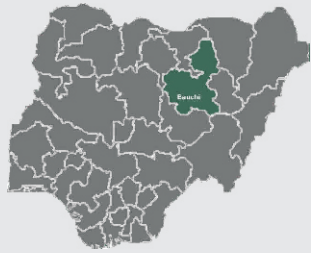
Quantity

5,529,715



Percentage Share

4.41



PREMIUM MOTOR SPIRIT



Number of Trucks

264



Volume In Litres

11,973,049



Percentage Share

0.27

AVIATION TURBINE KEROSENE



Number of Trucks

2



Volume In Litres

90,000



Percentage Share

0.05

AUTOMOTIVE GAS OIL



Number of Trucks

107



Volume In Litres

4,351,712



Percentage Share

0.43

HOUSEHOLD KEROSENE



Number of Trucks

57



Volume In Litres

1,509,063



Percentage Share

0.90

LPG



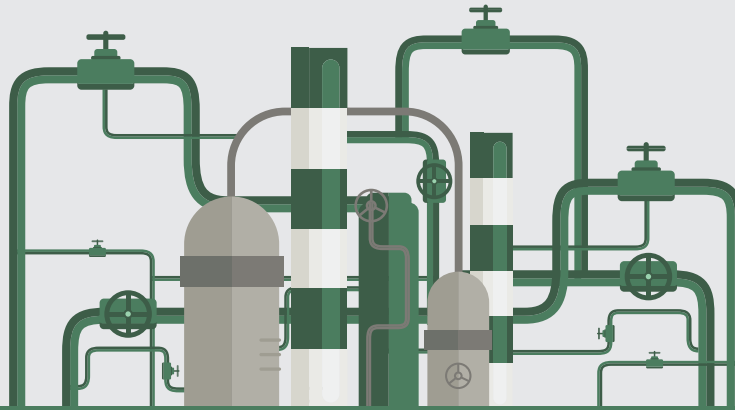
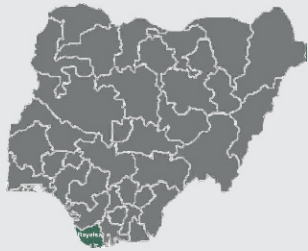
Quantity

287,358



Percentage Share

0.23



PREMIUM MOTOR SPIRIT



Number of Trucks

695



Volume In Litres

28,814,830



Percentage Share

0.64

AVIATION TURBINE KEROSENE



Number of Trucks

0



Volume In Litres

0



Percentage Share

0.00

AUTOMOTIVE GAS OIL



Number of Trucks

143



Volume In Litres

4,323,591



Percentage Share

0.42

HOUSEHOLD KEROSENE



Number of Trucks

3



Volume In Litres

99,250



Percentage Share

0.06

LPG



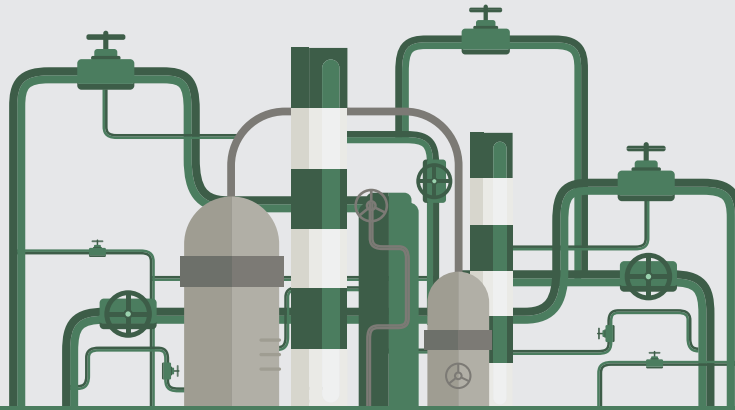
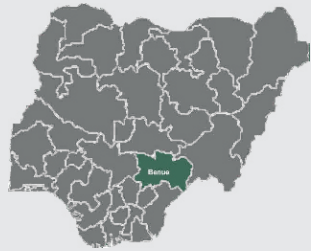
Quantity

1,569,829



Percentage Share

1.25



PREMIUM MOTOR SPIRIT



Number of Trucks

2,938



Volume In Litres

127,447,752



Percentage Share

2.82

AVIATION TURBINE KEROSENE



Number of Trucks

4



Volume In Litres

145,038



Percentage Share

0.08

AUTOMOTIVE GAS OIL



Number of Trucks

507



Volume In Litres

19,098,649



Percentage Share

1.87

HOUSEHOLD KEROSENE



Number of Trucks

72



Volume In Litres

2,079,501



Percentage Share

1.23

LPG



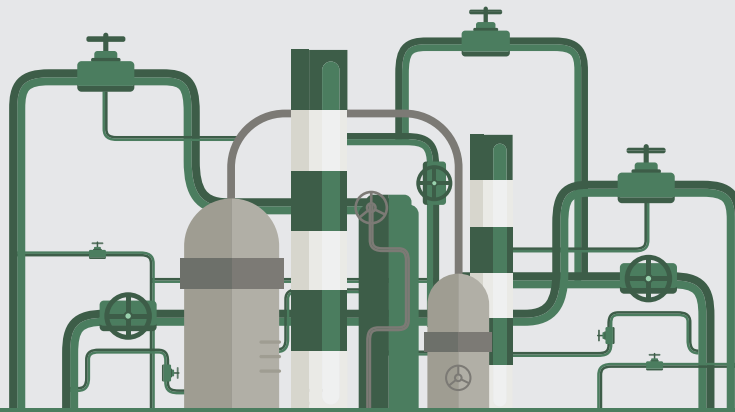
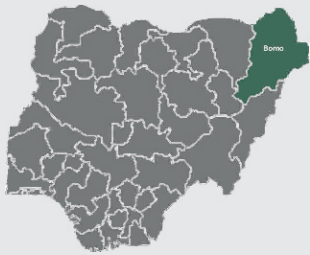
Quantity

776,763



Percentage Share

0.62



PREMIUM MOTOR SPIRIT



Number of Trucks

1,348



Volume In Litres

63,643,728



Percentage Share

1.41

AVIATION TURBINE KEROSENE



Number of Trucks

18



Volume In Litres

805,000



Percentage Share

0.43

AUTOMOTIVE GAS OIL



Number of Trucks

180



Volume In Litres

7,134,577



Percentage Share

0.70

HOUSEHOLD KEROSENE



Number of Trucks

26



Volume In Litres

682,000



Percentage Share

0.40

LPG



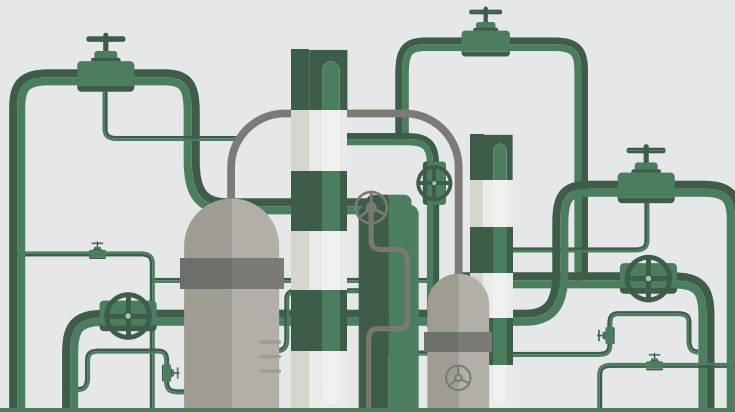
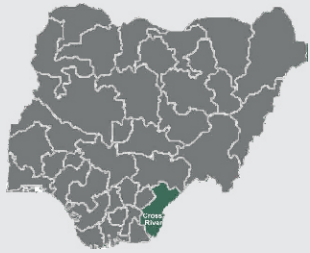
Quantity

973,612



Percentage Share

0.78



PREMIUM MOTOR SPIRIT



Number of Trucks

1,869



Volume In Litres

71,627,552



Percentage Share

1.59

AVIATION TURBINE KEROSENE



Number of Trucks

14



Volume In Litres

566,000



Percentage Share

0.30

AUTOMOTIVE GAS OIL



Number of Trucks

391



Volume In Litres

12,750,080



Percentage Share

1.25

HOUSEHOLD KEROSENE



Number of Trucks

126



Volume In Litres

3,227,233



Percentage Share

1.92

LPG



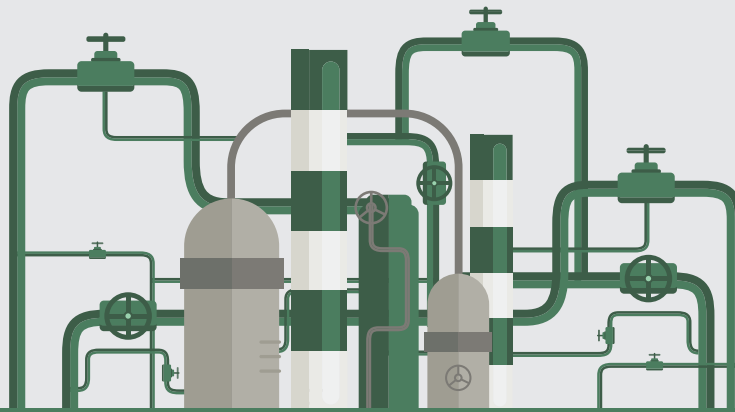
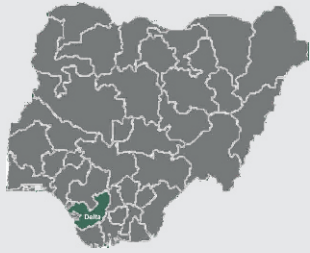
Quantity

1,118,608



Percentage Share

0.89



PREMIUM MOTOR SPIRIT



Number of Trucks

5,209



Volume In Litres

190,525,244



Percentage Share

4.22

AVIATION TURBINE KEROSENE



Number of Trucks

20



Volume In Litres

597,045



Percentage Share

0.32

AUTOMOTIVE GAS OIL



Number of Trucks

1,640



Volume In Litres

49,869,878



Percentage Share

4.89

HOUSEHOLD KEROSENE



Number of Trucks

1,041



Volume In Litres

23,988,140



Percentage Share

14.24

LPG



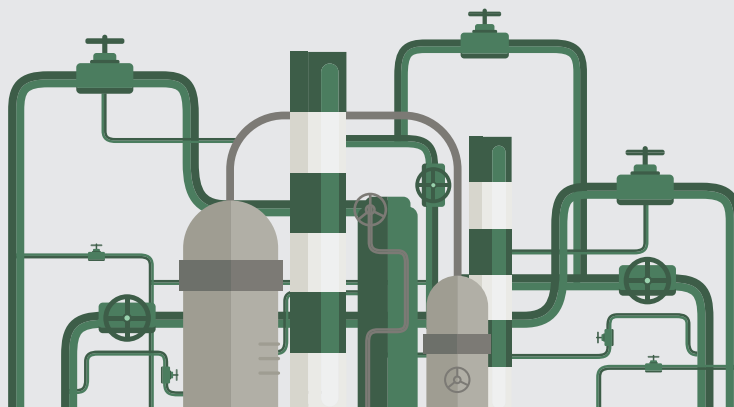
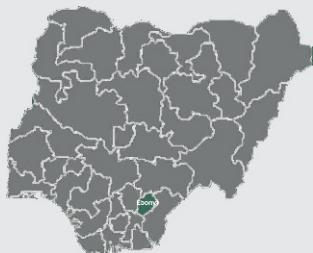

Quantity

12,884,995



Percentage Share

10.27



PREMIUM MOTOR SPIRIT



Number of Trucks

568



Volume In Litres

24,566,742



Percentage Share

0.54

AVIATION TURBINE KEROSENE



Number of Trucks

0



Volume In Litres

0



Percentage Share

0.00

AUTOMOTIVE GAS OIL



Number of Trucks

134



Volume In Litres

4,757,584



Percentage Share

0.47

HOUSEHOLD KEROSENE



Number of Trucks

48



Volume In Litres

1,496,361



Percentage Share

0.89

LPG



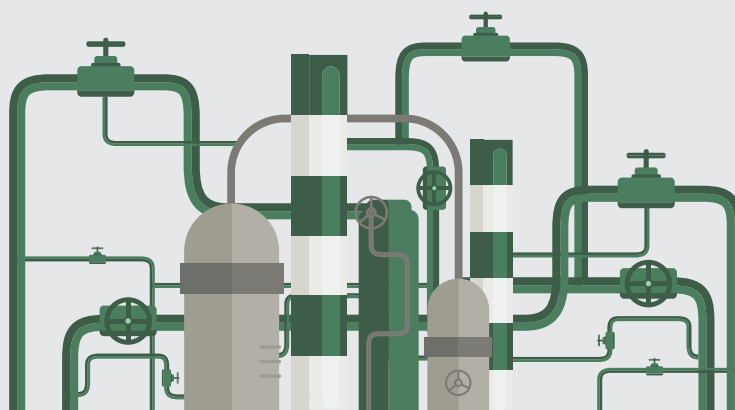
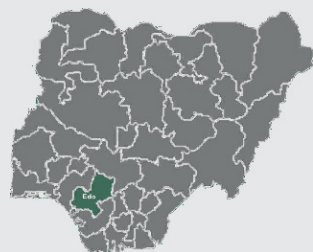

Quantity

774,055



Percentage Share

0.62



PREMIUM MOTOR SPIRIT



Number of Trucks

3,515



Volume In Litres

133,313,427



Percentage Share

2.95

AVIATION TURBINE KEROSENE



Number of Trucks

7



Volume In Litres

303,998



Percentage Share

0.16

AUTOMOTIVE GAS OIL



Number of Trucks

984



Volume In Litres

33,953,312



Percentage Share

3.33

HOUSEHOLD KEROSENE



Number of Trucks

253



Volume In Litres

4,675,883



Percentage Share

2.78

LPG



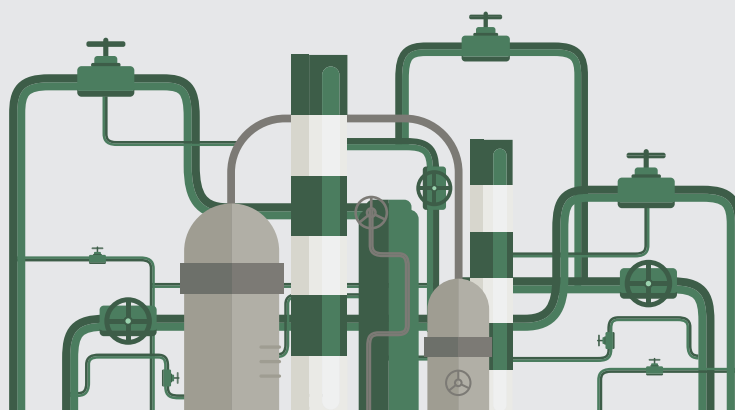
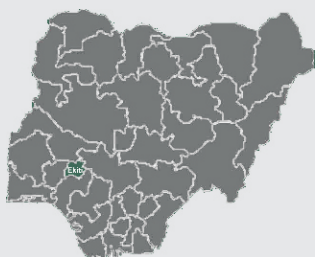
Quantity

12,396,100



Percentage Share

9.88



PREMIUM MOTOR SPIRIT



Number of Trucks

654



Volume In Litres

24,451,930



Percentage Share

0.54

AVIATION TURBINE KEROSENE



Number of Trucks

7



Volume In Litres

260,000



Percentage Share

0.14

AUTOMOTIVE GAS OIL



Number of Trucks

82



Volume In Litres

2,470,142



Percentage Share

0.24

HOUSEHOLD KEROSENE



Number of Trucks

29



Volume In Litres

919,000



Percentage Share

0.55

LPG



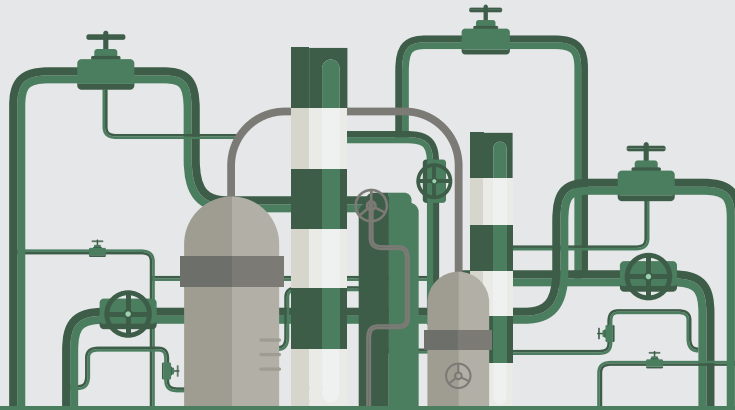
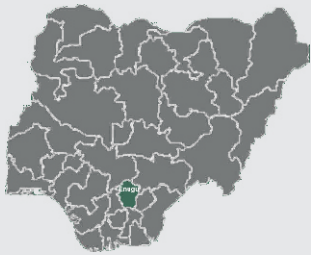
Quantity

1,457,934



Percentage Share

1.16



PREMIUM MOTOR SPIRIT



Number of Trucks

4,024



Volume In Litres

176,426,045



Percentage Share

3.91

AVIATION TURBINE KEROSENE



Number of Trucks

30



Volume In Litres

1,257,000



Percentage Share

0.66

AUTOMOTIVE GAS OIL



Number of Trucks

614



Volume In Litres

20,795,970



Percentage Share

2.04

HOUSEHOLD KEROSENE



Number of Trucks

147



Volume In Litres

4,912,610



Percentage Share

2.92

LPG



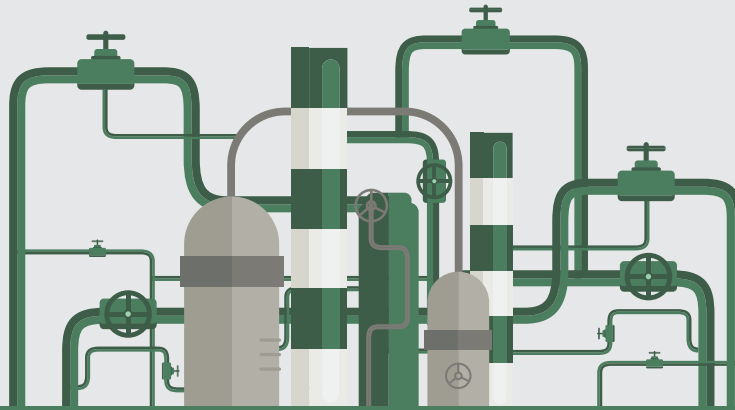
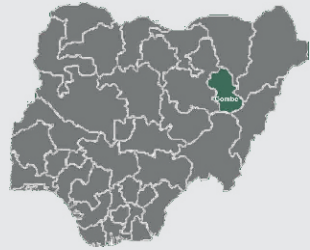
Quantity

5,144,338



Percentage Share

4.10



PREMIUM MOTOR SPIRIT



Number of Trucks

1,407



Volume In Litres

64,676,375



Percentage Share

1.43

AVIATION TURBINE KEROSENE



Number of Trucks

0



Volume In Litres

0



Percentage Share

0.00

AUTOMOTIVE GAS OIL



Number of Trucks

125



Volume In Litres

5,016,959



Percentage Share

0.49

HOUSEHOLD KEROSENE



Number of Trucks

8



Volume In Litres

293,100



Percentage Share

0.17

LPG



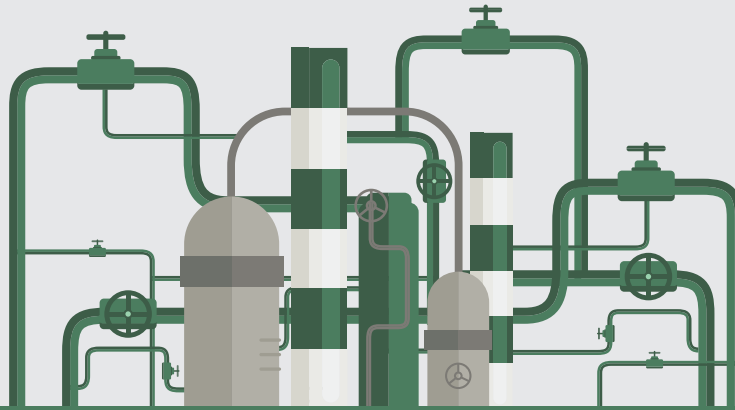
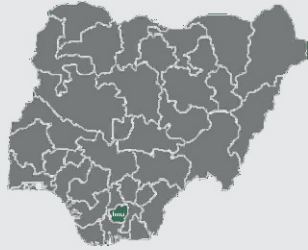
Quantity

50,000



Percentage Share

0.04



PREMIUM MOTOR SPIRIT



Number of Trucks

2,289



Volume In Litres

101,182,171



Percentage Share

2.24

AVIATION TURBINE KEROSENE



Number of Trucks

22



Volume In Litres

838,500



Percentage Share

0.44

AUTOMOTIVE GAS OIL



Number of Trucks

345



Volume In Litres

11,343,053



Percentage Share

1.11

HOUSEHOLD KEROSENE



Number of Trucks

73



Volume In Litres

2,578,334



Percentage Share

1.53

LPG



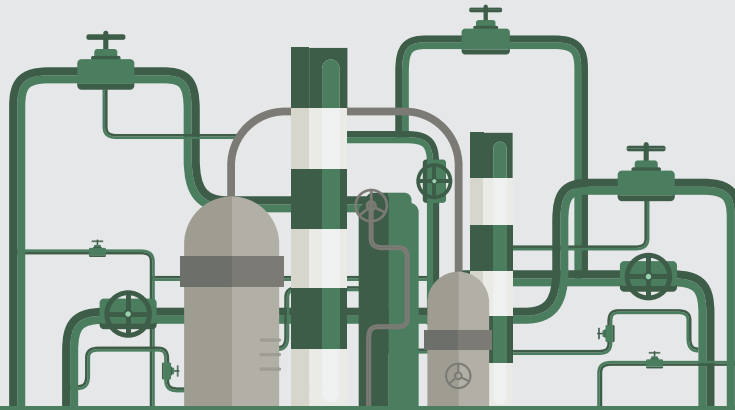
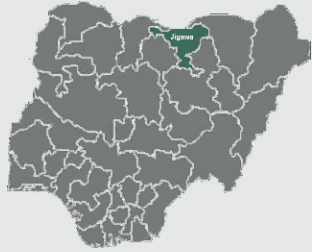
Quantity

1,364,187



Percentage Share

1.09



PREMIUM MOTOR SPIRIT



Number of Trucks

287



Volume In Litres

13,022,421



Percentage Share

0.29

AVIATION TURBINE KEROSENE



Number of Trucks

0



Volume In Litres

0



Percentage Share

0.00

AUTOMOTIVE GAS OIL



Number of Trucks

36



Volume In Litres

1,439,500



Percentage Share

0.14

HOUSEHOLD KEROSENE



Number of Trucks

12



Volume In Litres

347,200



Percentage Share

0.21

LPG



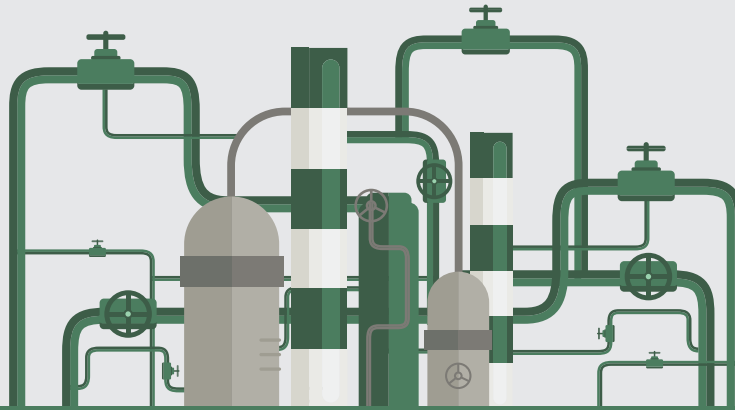
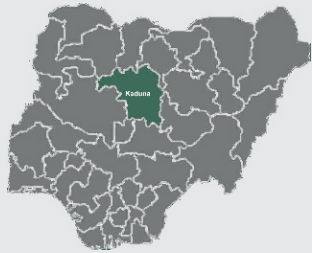
Quantity

0



Percentage Share

0.00



PREMIUM MOTOR SPIRIT



Number of Trucks

3,799



Volume In Litres

160,277,740



Percentage Share

3.55

AVIATION TURBINE KEROSENE



Number of Trucks

22



Volume In Litres

955,000



Percentage Share

0.50

AUTOMOTIVE GAS OIL



Number of Trucks

673



Volume In Litres

26,014,154



Percentage Share

2.55

HOUSEHOLD KEROSENE



Number of Trucks

129



Volume In Litres

4,500,343



Percentage Share

2.67

LPG



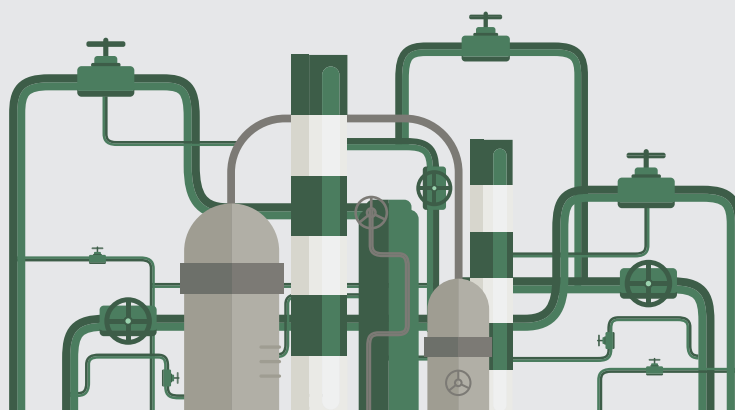
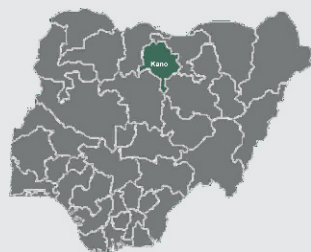

Quantity

4,115,711



Percentage Share

3.28



PREMIUM MOTOR SPIRIT



Number of Trucks

8,474



Volume In Litres

393,963,854



Percentage Share

8.72

AVIATION TURBINE KEROSENE



Number of Trucks

123



Volume In Litres

5,147,907



Percentage Share

2.91

AUTOMOTIVE GAS OIL



Number of Trucks

847



Volume In Litres

34,587,793



Percentage Share

3.39

HOUSEHOLD KEROSENE



Number of Trucks

162



Volume In Litres

6,843,236



Percentage Share

4.06

LPG



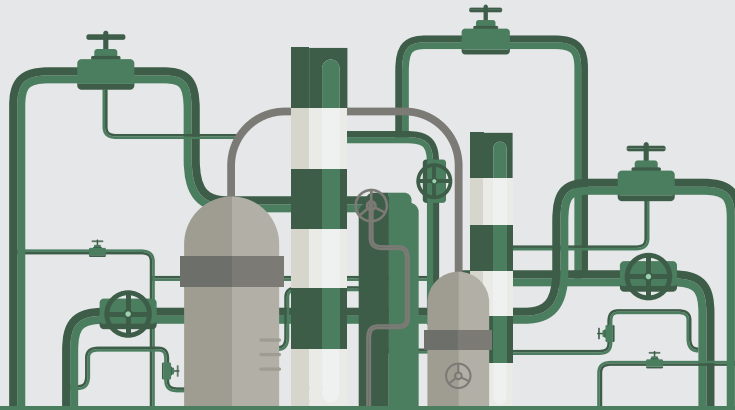
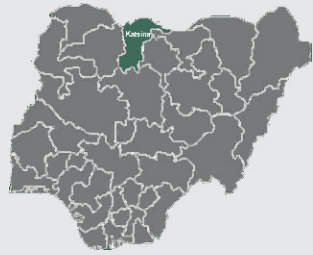
Quantity

7,076,025



Percentage Share

5.64



PREMIUM MOTOR SPIRIT



Number of Trucks

558



Volume In Litres

23,944,406



Percentage Share

0.53

AVIATION TURBINE KEROSENE



Number of Trucks

1



Volume In Litres

45,000



Percentage Share

0.02

AUTOMOTIVE GAS OIL



Number of Trucks

89



Volume In Litres

3,513,962



Percentage Share

0.34

HOUSEHOLD KEROSENE



Number of Trucks

59



Volume In Litres

1,799,000



Percentage Share

1.07

LPG



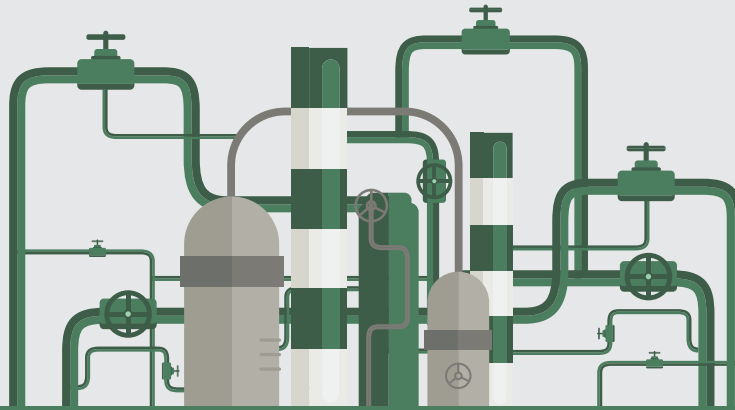
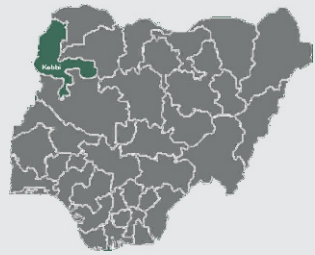
Quantity

224,496



Percentage Share

0.18



PREMIUM MOTOR SPIRIT



Number of Trucks

440



Volume In Litres

18,272,689



Percentage Share

0.40

AVIATION TURBINE KEROSENE



Number of Trucks

0



Volume In Litres

0



Percentage Share

0.00

AUTOMOTIVE GAS OIL



Number of Trucks

163



Volume In Litres

6,260,504



Percentage Share

0.61

HOUSEHOLD KEROSENE



Number of Trucks

71



Volume In Litres

1,748,500



Percentage Share

1.04

LPG



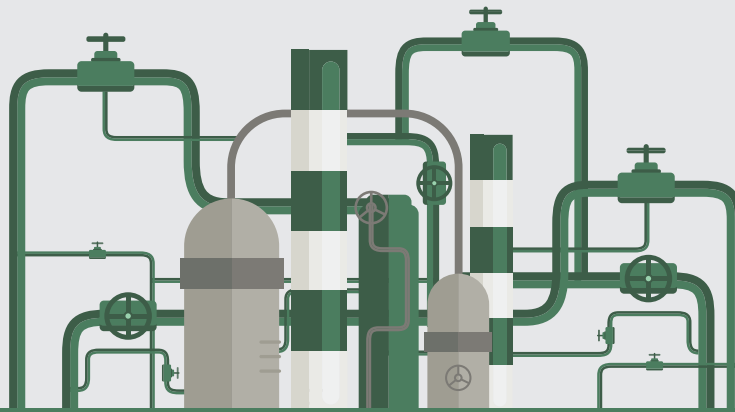
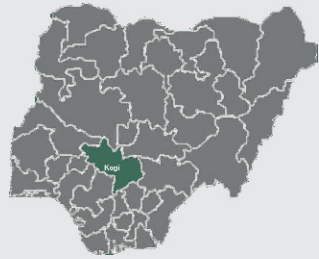
Quantity

20,080



Percentage Share

0.02



PREMIUM MOTOR SPIRIT



Number of Trucks

788



Volume In Litres

33,268,661



Percentage Share

0.74

AVIATION TURBINE KEROSENE



Number of Trucks

1



Volume In Litres

40,000



Percentage Share

0.02

AUTOMOTIVE GAS OIL



Number of Trucks

693



Volume In Litres

27,841,997



Percentage Share

2.73

HOUSEHOLD KEROSENE



Number of Trucks

44



Volume In Litres

1,323,200



Percentage Share

0.79

LPG



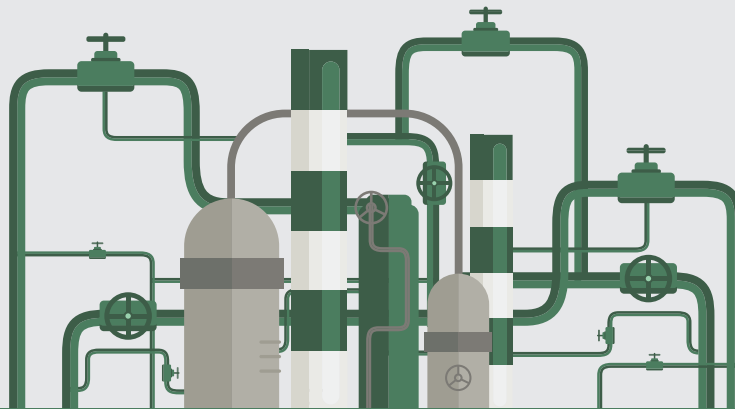
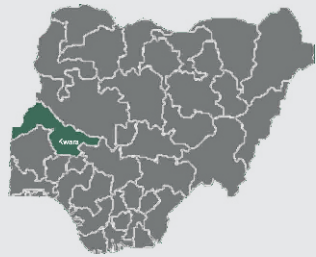
Quantity

2,658,694



Percentage Share

2.12



PREMIUM MOTOR SPIRIT



Number of Trucks

3,742



Volume In Litres

135,431,353



Percentage Share

3.00

AVIATION TURBINE KEROSENE



Number of Trucks

3



Volume In Litres

99,000



Percentage Share

0.05

AUTOMOTIVE GAS OIL



Number of Trucks

680



Volume In Litres

21,862,812



Percentage Share

2.14

HOUSEHOLD KEROSENE



Number of Trucks

157



Volume In Litres

4,270,547



Percentage Share

2.54

LPG



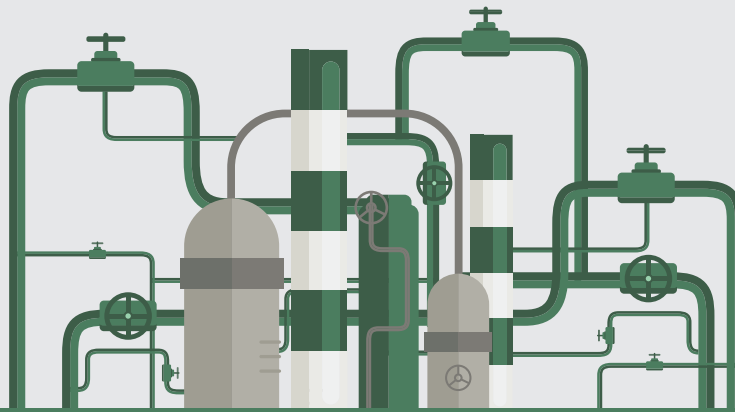
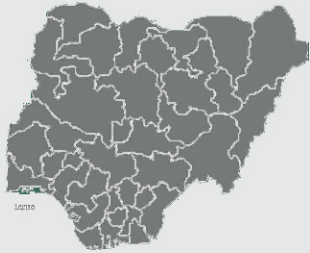
Quantity

2,821,860



Percentage Share

2.25



PREMIUM MOTOR SPIRIT



Number of Trucks

20,715



Volume In Litres

737,253,632



Percentage Share

16.32

AVIATION TURBINE KEROSENE



Number of Trucks

3,386



Volume In Litres

127,941,156



Percentage Share

67.62

AUTOMOTIVE GAS OIL



Number of Trucks

12,322



Volume In Litres

313,460,834



Percentage Share

30.75

HOUSEHOLD KEROSENE



Number of Trucks

1,294



Volume In Litres

31,421,900



Percentage Share

18.66

LPG



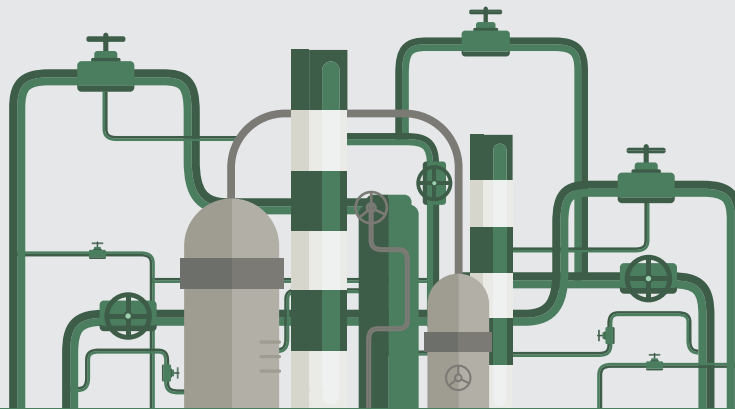
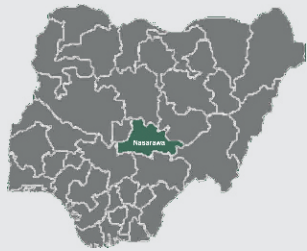
Quantity

29,144,576



Percentage Share

23.24



PREMIUM MOTOR SPIRIT



Number of Trucks

511



Volume In Litres

20,798,877



Percentage Share

0.46

AVIATION TURBINE KEROSENE



Number of Trucks

0



Volume In Litres

0



Percentage Share

0.00

AUTOMOTIVE GAS OIL



Number of Trucks

105



Volume In Litres

4,466,778



Percentage Share

0.44

HOUSEHOLD KEROSENE



Number of Trucks

33



Volume In Litres

1,389,000



Percentage Share

0.82

LPG



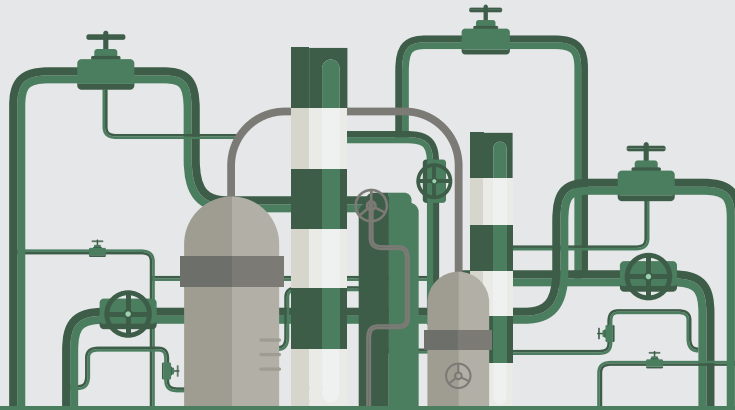
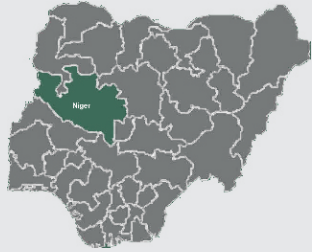
Quantity

1,063,421



Percentage Share

0.85



PREMIUM MOTOR SPIRIT



Number of Trucks

5,352



Volume In Litres

231,204,289



Percentage Share

5.12

AVIATION TURBINE KEROSENE



Number of Trucks

1



Volume In Litres

45,000



Percentage Share

0.02

AUTOMOTIVE GAS OIL



Number of Trucks

982



Volume In Litres

41,931,189



Percentage Share

4.11

HOUSEHOLD KEROSENE



Number of Trucks

69



Volume In Litres

2,344,938



Percentage Share

1.39

LPG



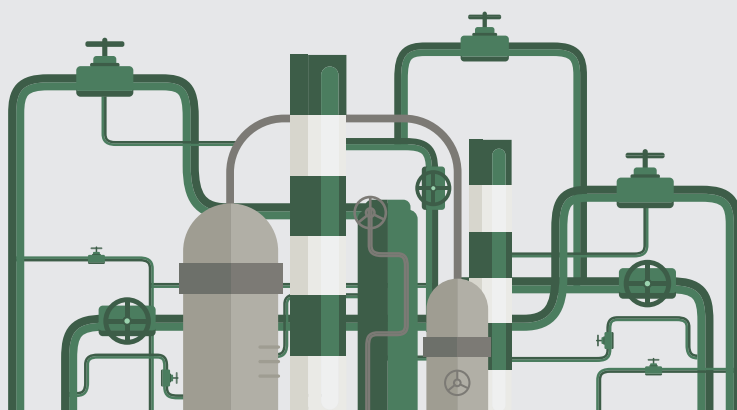
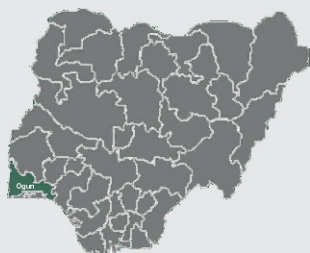

Quantity

1,813,141



Percentage Share

1.45



PREMIUM MOTOR SPIRIT



Number of Trucks

6,093



Volume In Litres

224,932,217



Percentage Share

4.98

AVIATION TURBINE KEROSENE



Number of Trucks

37



Volume In Litres

1,249,500



Percentage Share

0.66

AUTOMOTIVE GAS OIL



Number of Trucks

3,134



Volume In Litres

103,273,050



Percentage Share

10.13

HOUSEHOLD KEROSENE



Number of Trucks

308



Volume In Litres

7,192,904



Percentage Share

4.27

LPG



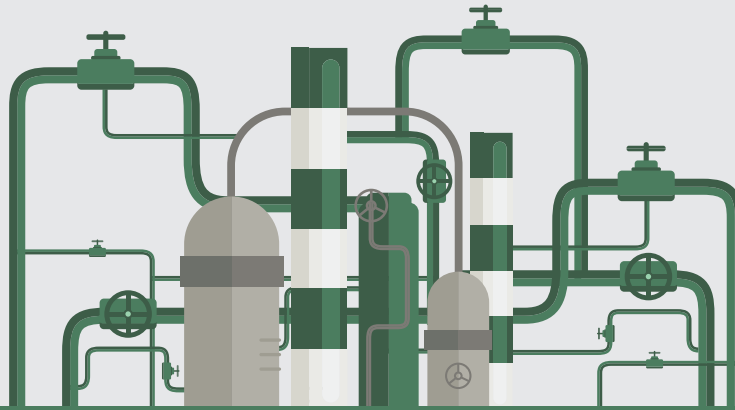
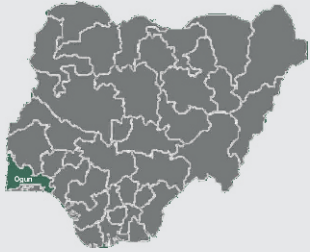
Quantity

1,113,057



Percentage Share

0.89



PREMIUM MOTOR SPIRIT



Number of Trucks

3,295



Volume In Litres

120,663,183



Percentage Share

2.67

AVIATION TURBINE KEROSENE



Number of Trucks

3



Volume In Litres

99,000



Percentage Share

0.05

AUTOMOTIVE GAS OIL



Number of Trucks

366



Volume In Litres

11,927,443



Percentage Share

1.17

HOUSEHOLD KEROSENE



Number of Trucks

88



Volume In Litres

2,787,000



Percentage Share

1.65

LPG



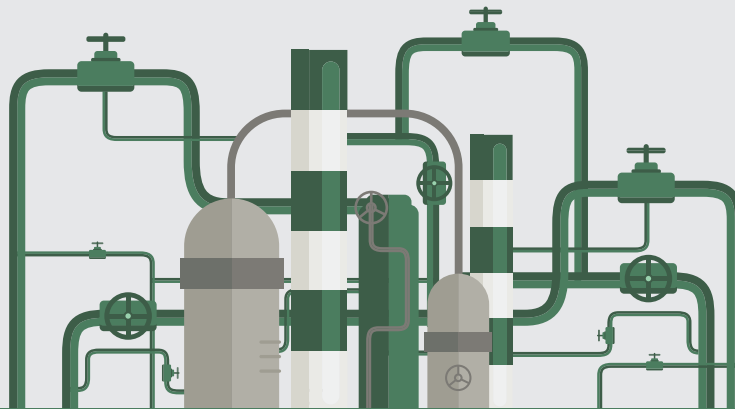
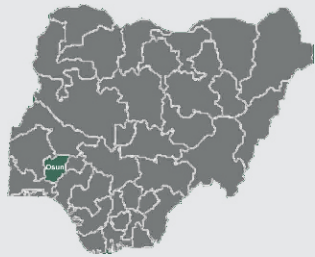
Quantity

1,487,072



Percentage Share

1.19



PREMIUM MOTOR SPIRIT



Number of Trucks

1,649



Volume In Litres

57,290,790



Percentage Share

1.27

AVIATION TURBINE KEROSENE



Number of Trucks

5



Volume In Litres

222,000



Percentage Share

0.12

AUTOMOTIVE GAS OIL



Number of Trucks

216



Volume In Litres

6,402,586



Percentage Share

0.63

HOUSEHOLD KEROSENE



Number of Trucks

49



Volume In Litres

1,490,809



Percentage Share

0.89

LPG



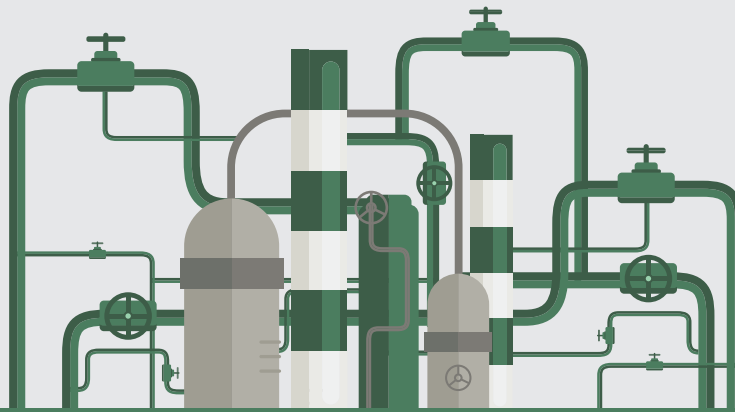
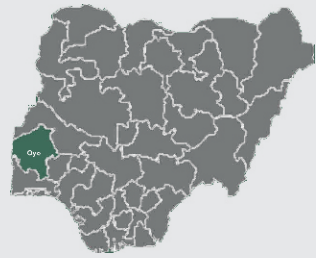
Quantity

128,903



Percentage Share

0.10



PREMIUM MOTOR SPIRIT



Number of Trucks

5,679



Volume In Litres

201,293,089



Percentage Share

4.46

AVIATION TURBINE KEROSENE



Number of Trucks

26



Volume In Litres

928,000



Percentage Share

0.49

AUTOMOTIVE GAS OIL



Number of Trucks

1,116



Volume In Litres

33,935,497



Percentage Share

3.33

HOUSEHOLD KEROSENE



Number of Trucks

184



Volume In Litres

5,636,000



Percentage Share

3.35

LPG



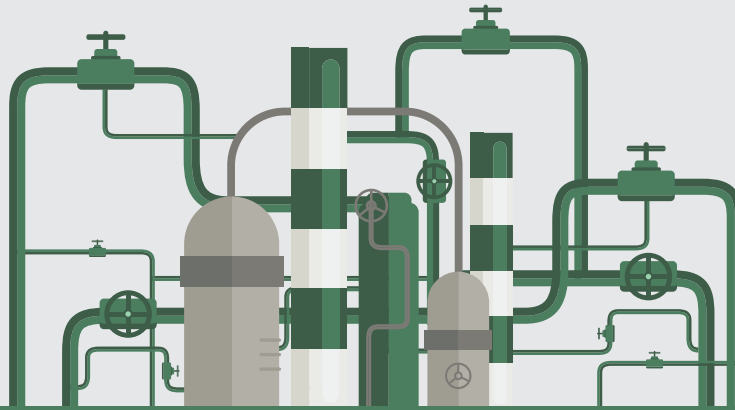
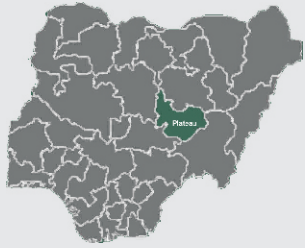
Quantity

2,840,825



Percentage Share

2.26



PREMIUM MOTOR SPIRIT



Number of Trucks

2,514



Volume In Litres

110,045,476



Percentage Share

2.44

AVIATION TURBINE KEROSENE



Number of Trucks

5



Volume In Litres

210,440



Percentage Share

0.11

AUTOMOTIVE GAS OIL



Number of Trucks

214



Volume In Litres

8,847,977



Percentage Share

0.87

HOUSEHOLD KEROSENE



Number of Trucks

36



Volume In Litres

1,448,000



Percentage Share

0.86

LPG



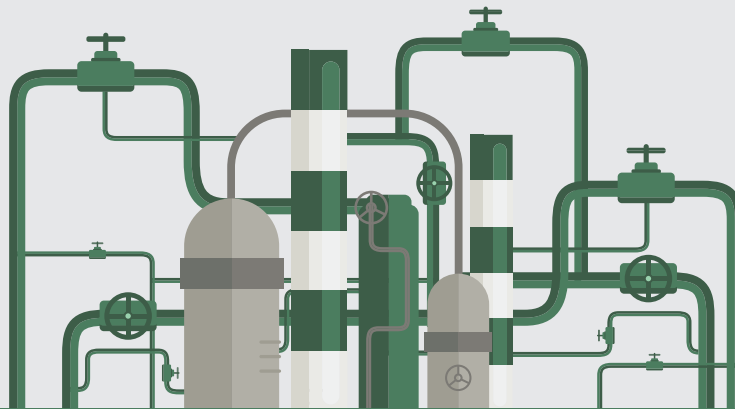
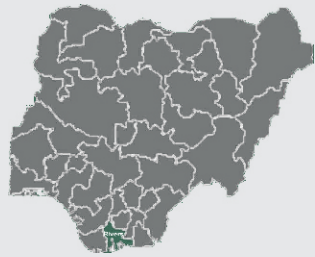
Quantity

4,987,460



Percentage Share

3.98



PREMIUM MOTOR SPIRIT



Number of Trucks

4,595



Volume In Litres

187,620,297



Percentage Share

4.15

AVIATION TURBINE KEROSENE



Number of Trucks

135



Volume In Litres

5,510,273



Percentage Share

2.91

AUTOMOTIVE GAS OIL



Number of Trucks

1,680



Volume In Litres

83,244,551



Percentage Share

8.17

HOUSEHOLD KEROSENE



Number of Trucks

408



Volume In Litres

13,729,498



Percentage Share

8.15

LPG



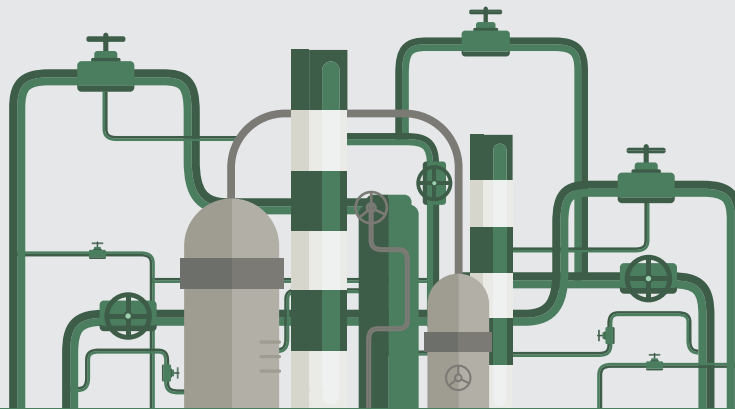
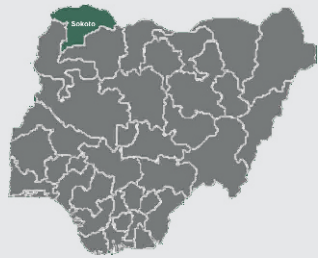
Quantity

9,436,006



Percentage Share

7.52



PREMIUM MOTOR SPIRIT



Number of Trucks

392



Volume In Litres

16,534,022



Percentage Share

0.37

AVIATION TURBINE KEROSENE



Number of Trucks

14



Volume In Litres

609,000



Percentage Share

0.32

AUTOMOTIVE GAS OIL



Number of Trucks

312



Volume In Litres

11,926,343



Percentage Share

1.17

HOUSEHOLD KEROSENE



Number of Trucks

18



Volume In Litres

574,500



Percentage Share

0.34

LPG



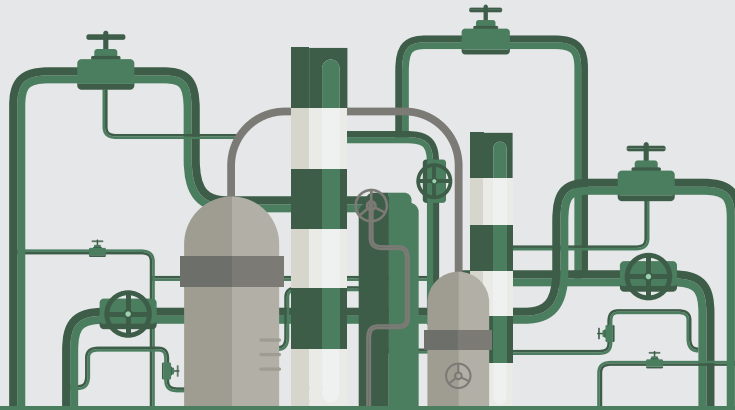
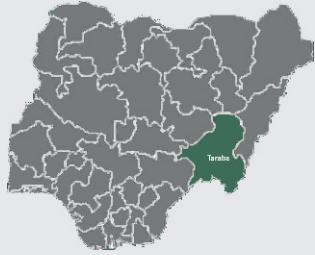
Quantity

165,215



Percentage Share

0.13



PREMIUM MOTOR SPIRIT



Number of Trucks

485



Volume In Litres

18,963,008



Percentage Share

0.42

AVIATION TURBINE KEROSENE



Number of Trucks

0



Volume In Litres

0



Percentage Share

0.00

AUTOMOTIVE GAS OIL



Number of Trucks

53



Volume In Litres

2,125,999



Percentage Share

0.21

HOUSEHOLD KEROSENE



Number of Trucks

2



Volume In Litres

66,000



Percentage Share

0.04

LPG



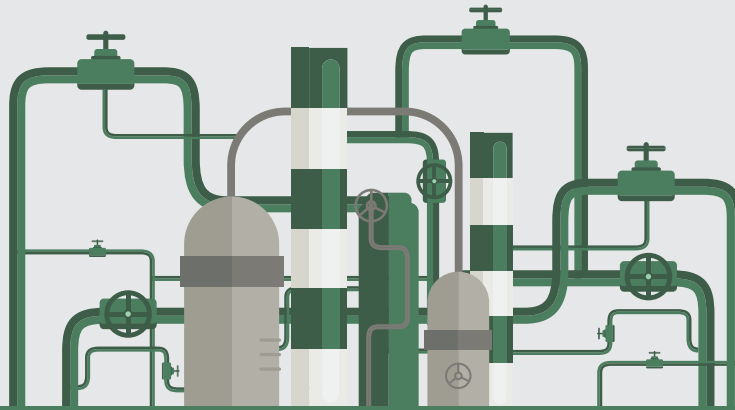
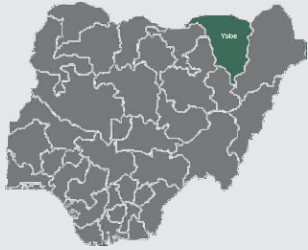
Quantity

131,453



Percentage Share

0.10



PREMIUM MOTOR SPIRIT



Number of Trucks

189



Volume In Litres

9,552,552



Percentage Share

0.21

AVIATION TURBINE KEROSENE



Number of Trucks

0



Volume In Litres

0



Percentage Share

0.00

AUTOMOTIVE GAS OIL



Number of Trucks

32



Volume In Litres

1,292,886



Percentage Share

0.13

HOUSEHOLD KEROSENE



Number of Trucks

4



Volume In Litres

156,000



Percentage Share

0.09

LPG



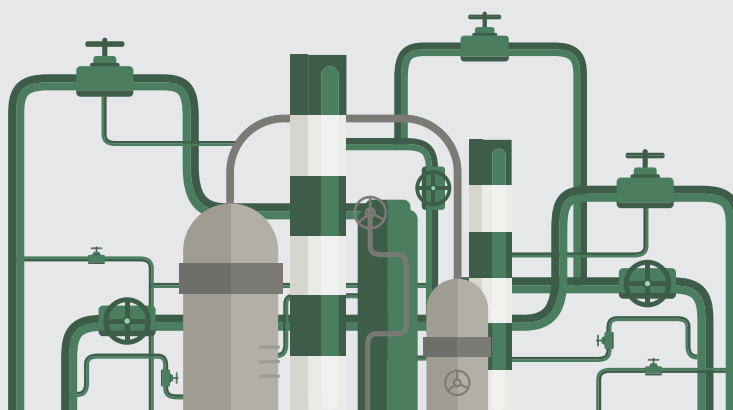
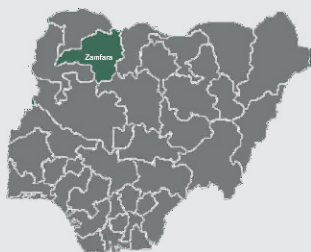

Quantity

0



Percentage Share

0.00



PREMIUM MOTOR SPIRIT



Number of Trucks

3,164



Volume In Litres

142,405,628



Percentage Share

3.15

AVIATION TURBINE KEROSENE



Number of Trucks

0



Volume In Litres

0



Percentage Share

0.00

AUTOMOTIVE GAS OIL



Number of Trucks

289



Volume In Litres

10,985,747



Percentage Share

1.08

HOUSEHOLD KEROSENE



Number of Trucks

23



Volume In Litres

680,000



Percentage Share

0.40

LPG



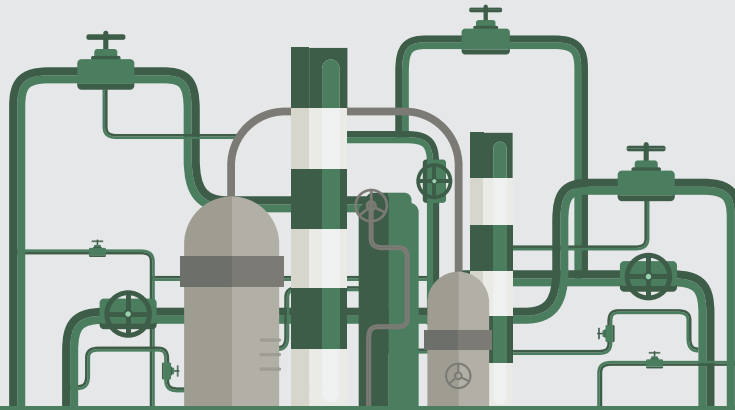
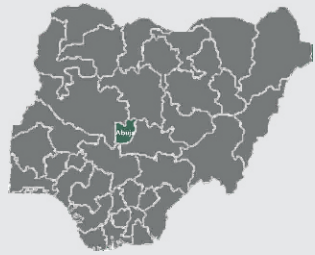
Quantity

165,000



Percentage Share

0.13



PREMIUM MOTOR SPIRIT



Number of Trucks

4,609



Volume In Litres

193,388,405



Percentage Share

4.28

AVIATION TURBINE KEROSENE



Number of Trucks

738



Volume In Litres

30,538,669



Percentage Share

16.14

AUTOMOTIVE GAS OIL



Number of Trucks

711



Volume In Litres

28,000,990



Percentage Share

2.75

HOUSEHOLD KEROSENE



Number of Trucks

284



Volume In Litres

10,173,877



Percentage Share

6.04

LPG



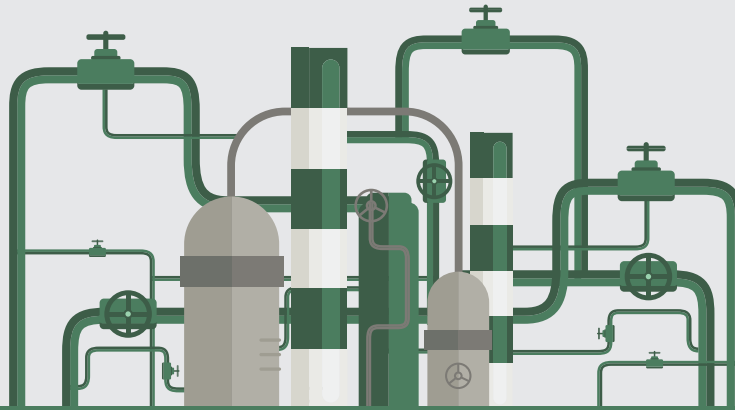
Quantity

7,789,675



Percentage Share

6.21



PREMIUM MOTOR SPIRIT



Number of Trucks

112,785



Volume In Litres

4,517,564,283



Percentage Share

100.00

AVIATION TURBINE KEROSENE



Number of Trucks

4,877



Volume In Litres

189,208,961



Percentage Share

100.00

AUTOMOTIVE GAS OIL



Number of Trucks

31,500



Volume In Litres

1,019,402,538



Percentage Share

100.00

HOUSEHOLD KEROSENE



Number of Trucks

5,980



Volume In Litres

168,424,280



Percentage Share

100.00

LPG



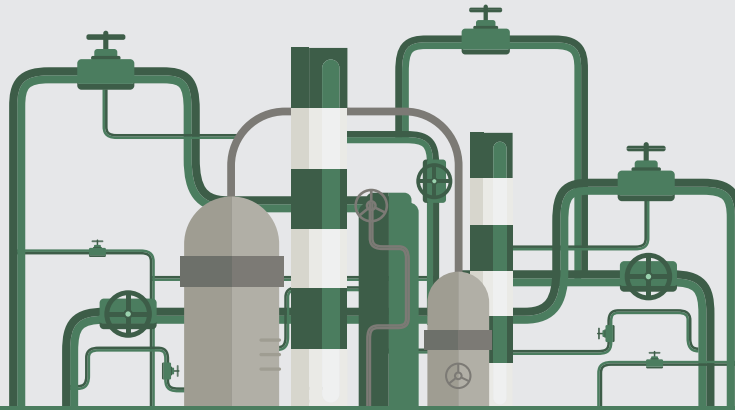
Quantity

125,429,165



Percentage Share

100.00



PREMIUM MOTOR SPIRIT



Number of Trucks

1,226



Volume In Litres

49,103,960



Percentage Share

AVIATION TURBINE KEROSENE



Number of Trucks

53



Volume In Litres

2,056,619



Percentage Share

AUTOMOTIVE GAS OIL



Number of Trucks

342



Volume In Litres

11,080,462



Percentage Share

HOUSEHOLD KEROSENE



Number of Trucks

65



Volume In Litres

1,830,699



Percentage Share

Methodology

Data is provided by the Petroleum Products and Pricing Regulatory Agency (PPPRA) and verified and validated by the National Bureau of Statistics (NBS)

1. Volumes refers to products discharged within a month and is based on actual quantities discharged during the month.
2. Average landing cost per month is the average landing cost (SVH) of the product during the period of discharge.
3. The value of the product is estimated value based on the average landing cost of the product as at the month of discharge.
4. Discharge Date - Date the product was received is the reference period for this report.

Q3 2018 PETROLEUM MONTHLY PRODUCTS IMPORTATION SUMMARY. (LITRES)

PRODUCTS	PMS	AGO	HHK	ATK
JUL	1,247,122,635	348,220,581	77,854,663	25,147,841
AUG	1,526,290,633	234,853,901	234,853,901	127,189,854
SEPT	1,592,625,064	290,646,652	0	60,463,179
TOTAL	4,366,038,332	873,721,134	312,708,564	212,800,874

STATE DISTRIBUTION OF TRUCK-OUT VOLUME FOR 3RD QUARTER 2018

PREMIUM MOTOR SPIRIT (PMS)

	JULY, 2018		AUGUST, 2018		SEPTEMBER, 2018		3RD QUARTER 2018		
STATE	NO OF TRKS	VOLUME IN LITRES	NO OF TRKS	VOLUME IN LITRES	NO OF TRKS	VOLUME IN LITRES	NO OF TRKS	VOLUME IN LITRES	Q3 AVG IN LITRES
Abia	804	33,097,521	811	33,939,505	0	0	1,615	67,037,026	728,663
Adamawa	1,030	45,065,886	1,026	44,940,768	5	212,000	2,061	90,218,654	980,638
Akwa Ibom	635	24,045,539	1,010	38,449,911	59	2,379,270	1,704	64,874,720	705,160
Anambra	826	37,145,774	891	39,122,626	2	80,000	1,719	76,348,400	829,874
Bauchi	83	3,755,135	92	4,111,015	2	90,000	177	7,956,150	86,480
Bayelsa	208	8,672,884	254	10,512,526	0	0	462	19,185,410	208,537
Benue	906	39,633,902	1,066	45,876,912	2	78,000	1,974	85,588,814	930,313
Borno	421	20,027,515	448	21,087,865	8	355,000	877	41,470,380	450,765
Cross River	592	22,202,239	698	26,850,879	8	324,000	1,298	49,377,118	536,708
Delta	1,628	57,774,033	1,903	69,902,488	14	417,045	3,545	128,093,566	1,392,321
Ebonyi	175	7,526,968	235	10,246,778	0	0	410	17,773,746	193,193
Edo	1,146	43,237,942	1,216	46,546,797	2	90,000	2,364	89,874,739	976,899
Ekiti	189	7,131,989	209	7,835,996	6	227,000	404	15,194,985	165,163
Enugu	1,256	55,060,093	1,497	65,801,739	11	464,000	2,764	121,325,832	1,318,759
FCT	1,536	63,586,096	1,450	61,380,837	248	10,314,845	3,234	135,281,778	1,470,454
Gombe	440	20,303,731	479	21,861,716	0	0	919	42,165,447	458,320
Imo	722	31,932,938	841	37,203,242	1	52,000	1,564	69,188,180	752,045
Jigawa	101	4,650,808	95	4,341,931	0	0	196	8,992,739	97,747
Kaduna	1,154	48,731,368	1,399	58,572,318	6	255,000	2,559	107,558,686	1,169,116
Kano	2,634	123,543,323	3,222	149,207,646	98	4,287,357	5,954	277,038,326	3,011,286
Katsina	194	8,476,419	189	7,884,997	1	45,000	384	16,406,416	178,331
Kebbi	153	6,482,998	157	6,481,823	0	0	310	12,964,821	140,922
Kogi	250	10,778,973	291	12,173,862	1	40,000	542	22,992,835	249,922
Kwara	1,134	41,140,213	1,400	51,352,382	2	66,000	2,536	92,558,595	1,006,072
Lagos	6,740	239,696,573	7,324	259,417,534	1,319	48,749,008	15,383	547,863,115	5,955,034
Nasarawa	159	6,419,014	182	7,467,704	0	0	341	13,886,718	150,943
Niger	1,699	74,251,711	2,068	88,814,268	1	45,000	3,768	163,110,979	1,772,945
Ogun	1,969	73,463,708	2,187	81,571,763	21	631,500	4,177	155,666,971	1,692,032
Ondo	994	36,243,805	1,197	44,065,281	3	99,000	2,194	80,408,086	874,001
Osun	514	18,197,783	575	19,874,920	4	189,000	1,093	38,261,703	415,888
Oyo	1,915	67,970,638	1,994	71,094,608	18	599,000	3,927	139,664,246	1,518,090
Plateau	791	35,038,251	832	35,863,573	5	210,440	1,628	71,112,264	772,959
Rivers	1,508	60,534,266	1,614	65,824,352	59	2,438,938	3,181	128,797,556	1,399,973
Sokoto	125	5,300,043	136	5,723,948	4	186,000	265	11,209,991	121,848
Taraba	94	3,655,000	222	8,633,008	0	0	316	12,288,008	133,565
Yobe	61	3,174,883	62	3,028,775	0	0	123	6,203,658	67,431
Zamfara	985	44,391,025	1,093	49,500,809	0	0	2,078	93,891,834	1,020,563
TOTAL	35,771	1,432,340,987	40,365	1,616,567,102	1,910	72,924,403	78,046	3,121,832,492	33,932,962
MONTHLY AVG		46,204,548		52,147,326		2,430,813		33,932,962	

STATE DISTRIBUTION OF TRUCK-OUT VOLUME FOR 3RD QUARTER 2018

AUTOMOTIVE GAS OIL (AGO)

	JULY, 2018		AUGUST, 2018		SEPTEMBER, 2018		3RD QUARTER 2018		
STATE	NO OF TRKS	VOLUME IN LITRES	NO OF TRKS	VOLUME IN LITRES	NO OF TRKS	VOLUME IN LITRES	NO OF TRKS	VOLUME IN LITRES	Q3 AVG IN LITRES
Abia	243	7,691,276	95	3,200,237	121	4,450,273	459	15,341,786	166,759
Adamawa	68	2,697,599	73	3,055,697	42	1,648,998	183	7,402,294	80,460
Akwa Ibom	136	7,920,430	167	6,912,881	151	6,767,208	454	21,600,519	234,788
Anambra	151	5,235,559	109	4,069,810	179	6,544,471	439	15,849,840	172,281
Bauchi	42	1,601,000	36	1,582,000	29	1,168,712	107	4,351,712	47,301
Bayelsa	62	2,094,612	51	1,441,901	30	787,078	143	4,323,591	46,996
Benue	167	6,256,229	169	6,694,404	171	6,148,016	507	19,098,649	207,594
Borno	55	2,150,593	89	3,484,999	36	1,498,985	180	7,134,577	77,550
Cross River	165	5,405,901	123	4,181,529	103	3,162,650	391	12,750,080	138,588
Delta	607	18,893,198	632	19,331,771	401	11,644,909	1,640	49,869,878	542,064
Ebonyi	44	1,451,027	55	2,007,360	35	1,299,197	134	4,757,584	51,713
Edo	336	11,417,566	348	12,212,114	300	10,323,632	984	33,953,312	369,058
Ekiti	32	880,900	25	797,246	25	791,996	82	2,470,142	26,849
Enugu	269	9,045,107	170	5,702,455	175	6,048,408	614	20,795,970	226,043
FCT	272	10,799,547	252	10,017,125	187	7,184,318	711	28,000,990	304,359
Gombe	55	2,242,345	41	1,676,003	29	1,098,611	125	5,016,959	54,532
Imo	164	5,198,790	78	2,543,981	103	3,600,282	345	11,343,053	123,294
Jigawa	16	652,000	12	464,500	8	323,000	36	1,439,500	15,647
Kaduna	293	11,338,959	217	8,663,964	163	6,011,231	673	26,014,154	282,763
Kano	311	13,121,918	276	11,555,834	260	9,910,041	847	34,587,793	375,954
Katsina	29	1,082,963	29	1,196,002	31	1,234,997	89	3,513,962	38,195
Kebbi	72	2,830,000	71	2,669,504	20	761,000	163	6,260,504	68,049
Kogi	360	14,744,818	159	6,198,022	174	6,899,157	693	27,841,997	302,630
Kwara	307	9,573,423	222	7,333,920	151	4,955,469	680	21,862,812	237,639
Lagos	3,914	98,558,560	4,338	111,686,415	4,070	103,215,859	12,322	313,460,834	3,407,183
Nasarawa	34	1,374,250	36	1,616,000	35	1,476,528	105	4,466,778	48,552
Niger	429	17,890,641	287	12,620,193	266	11,420,355	982	41,931,189	455,774
Ogun	1,134	37,827,762	1,128	37,740,584	872	27,704,704	3,134	103,273,050	1,122,533
Ondo	119	3,856,994	128	4,302,171	119	3,768,278	366	11,927,443	129,646
Osun	77	2,402,303	63	1,798,811	76	2,201,472	216	6,402,586	69,593
Oyo	330	9,773,589	412	12,847,241	374	11,314,667	1,116	33,935,497	368,864
Plateau	69	2,763,250	84	3,478,715	61	2,606,012	214	8,847,977	96,174
Rivers	672	33,552,392	585	27,722,303	423	21,969,856	1,680	83,244,551	904,832
Sokoto	152	5,578,370	93	3,833,000	67	2,514,973	312	11,926,343	129,634
Taraba	21	855,000	12	490,999	20	780,000	53	2,125,999	23,109
Yobe	18	707,886	7	295,000	7	290,000	32	1,292,886	14,053
Zamfara	107	3,743,747	92	3,640,509	90	3,601,491	289	10,985,747	119,410
TOTAL	11,332	373,210,504	10,764	349,065,200	9,404	297,126,834	31,500	1,019,402,538	11,080,462
MONTHLY AVG		12,039,049		11,260,168		9,904,228		11,080,462	

STATE DISTRIBUTION OF TRUCK-OUT VOLUME FOR 2ND QUARTER 2018

HOUSEHOLD KEROSENE (HHK)

	JULY, 2018		AUGUST, 2018		SEPTEMBER, 2018		3RD QUARTER 2018		
STATE	NO OF TRKS	VOLUME IN LITRES	NO OF TRKS	VOLUME IN LITRES	NO OF TRKS	VOLUME IN LITRES	NO OF TRKS	VOLUME IN LITRES	Q3 AVG IN LITRES
Abia	29	977,317	61	2,269,997	113	4,402,497	203	7,649,811	83,150
Adamawa	4	146,000	7	288,000	1	40,000	12	474,000	5,152
Akwa Ibom	29	888,503	74	1,959,000	71	2,031,504	174	4,879,007	53,033
Anambra	41	1,151,273	69	1,917,000	164	5,970,262	274	9,038,535	98,245
Bauchi	30	778,500	18	487,500	9	243,063	57	1,509,063	16,403
Bayelsa	3	99,250	0	0	0	0	3	99,250	1,079
Benue	10	363,002	38	961,500	24	754,999	72	2,079,501	22,603
Borno	6	121,000	16	426,000	4	135,000	26	682,000	7,413
Cross River	38	1,101,657	43	1,079,576	45	1,046,000	126	3,227,233	35,079
Delta	493	12,063,279	517	11,072,361	31	852,500	1,041	23,988,140	260,741
Ebonyi	2	60,001	29	871,360	17	565,000	48	1,496,361	16,265
Edo	92	1,495,041	64	1,107,001	97	2,073,841	253	4,675,883	50,825
Ekiti	19	573,000	5	152,000	5	194,000	29	919,000	9,989
Enugu	40	1,262,813	30	949,501	77	2,700,296	147	4,912,610	53,398
FCT	94	3,443,000	144	4,955,977	46	1,774,900	284	10,173,877	110,586
Gombe	5	187,100	3	106,000	0	0	8	293,100	3,186
Imo	17	533,404	12	482,000	44	1,562,930	73	2,578,334	28,025
Jigawa	4	52,700	4	116,500	4	178,000	12	347,200	3,774
Kaduna	71	2,541,348	28	938,000	30	1,020,995	129	4,500,343	48,917
Kano	47	1,841,009	59	2,772,000	56	2,230,227	162	6,843,236	74,383
Katsina	10	298,500	29	747,500	20	753,000	59	1,799,000	19,554
Kebbi	20	423,000	38	894,500	13	431,000	71	1,748,500	19,005
Kogi	3	98,700	16	382,500	25	842,000	44	1,323,200	14,383
Kwara	40	1,028,000	68	1,761,051	49	1,481,496	157	4,270,547	46,419
Lagos	340	7,605,528	659	17,060,297	295	6,756,075	1,294	31,421,900	341,542
Nasarawa	4	183,000	11	439,000	18	767,000	33	1,389,000	15,098
Niger	36	1,240,048	18	596,000	15	508,890	69	2,344,938	25,488
Ogun	72	1,574,998	149	3,569,449	87	2,048,457	308	7,192,904	78,184
Ondo	39	1,287,000	26	867,000	23	633,000	88	2,787,000	30,293
Osun	14	443,997	23	702,000	12	344,812	49	1,490,809	16,204
Oyo	51	1,599,999	89	2,770,501	44	1,265,500	184	5,636,000	61,261
Plateau	3	99,000	5	203,000	28	1,146,000	36	1,448,000	15,739
Rivers	319	10,431,554	35	1,270,126	54	2,027,818	408	13,729,498	149,234
Sokoto	4	132,000	8	258,500	6	184,000	18	574,500	6,245
Taraba	0	0	1	33,000	1	33,000	2	66,000	717
Yobe	1	40,000	0	0	3	116,000	4	156,000	1,696
Zamfara	5	116,500	8	292,000	10	271,500	23	680,000	7,391
TOTAL	2,035	56,281,021	2,404	64,757,697	1,541	47,385,562	5,980	168,424,280	1,830,699
MONTHLY AVG		1,815,517		2,088,958		1,579,519		1,830,699	

STATE DISTRIBUTION OF TRUCK-OUT VOLUME FOR 3RD QUARTER 2018

AVIATION TURBINE KEROSENE (ATK)

STATE	JULY, 2018		AUGUST, 2018		SEPTEMBER, 2018		3RD QUARTER 2018		
	NO OF TRKS	VOLUME IN LITRES	NO OF TRKS	VOLUME IN LITRES	NO OF TRKS	VOLUME IN LITRES	NO OF TRKS	VOLUME IN LITRES	Q3 AVG IN LITRES
Abia	0	0	0	0	0	0	0	0	0
Adamawa	3	121,000	1	40,000	5	212,000	9	373,000	4,054
Akwa Ibom	2	90,000	27	1,096,188	59	2,379,270	88	3,565,458	38,755
Anambra	0	0	0	0	2	80,000	2	80,000	870
Bauchi	0	0	0	0	2	90,000	2	90,000	978
Bayelsa	0	0	0	0	0	0	0	0	0
Benue	2	67,038	0	0	2	78,000	4	145,038	1,577
Borno	7	305,000	6	275,000	5	225,000	18	805,000	8,750
Cross River	2	76,000	4	166,000	8	324,000	14	566,000	6,152
Delta	6	180,000	0	0	14	417,045	20	597,045	6,490
Ebonyi	0	0	0	0	0	0	0	0	0
Edo	5	213,998	0	0	2	90,000	7	303,998	3,304
Ekiti	0	0	0	0	7	260,000	7	260,000	2,826
Enugu	8	343,000	11	450,000	11	464,000	30	1,257,000	13,663
FCT	245	10,211,090	245	10,012,734	248	10,314,845	738	30,538,669	331,942
Gombe	0	0	0	0	0	0	0	0	0
Imo	5	230,000	16	556,500	1	52,000	22	838,500	9,114
Jigawa	0	0	0	0	0	0	0	0	0
Kaduna	5	210,000	11	490,000	6	255,000	22	955,000	10,380
Kano	65	2,774,148	114	4,774,379	98	4,287,357	277	11,835,884	128,651
Katsina	0	0	0	0	1	45,000	1	45,000	489
Kebbi	0	0	0	0	0	0	0	0	0
Kogi	0	0	0	0	1	40,000	1	40,000	435
Kwara	0	0	0	0	3	99,000	3	99,000	1,076
Lagos	994	38,142,964	1,050	40,058,184	1,342	49,740,008	3,386	127,941,156	1,390,665
Nasarawa	0	0	0	0	0	0	0	0	0
Niger	0	0	0	0	1	45,000	1	45,000	489
Ogun	0	0	0	0	37	1,249,500	37	1,249,500	13,582
Ondo	0	0	0	0	3	99,000	3	99,000	1,076
Osun	0	0	0	0	5	222,000	5	222,000	2,413
Oyo	2	90,000	0	0	24	838,000	26	928,000	10,087
Plateau	0	0	0	0	5	210,440	5	210,440	2,287
Rivers	44	1,794,346	32	1,276,989	59	2,438,938	135	5,510,273	59,894
Sokoto	6	239,000	4	184,000	4	186,000	14	609,000	6,620
Taraba	0	0	0	0	0	0	0	0	0
Yobe	0	0	0	0	0	0	0	0	0
Zamfara	0	0	0	0	0	0	0	0	0
TOTAL	1,401	55,087,584	1,521	59,379,974	1,955	74,741,403	4,877	189,208,961	2,056,619
MONTHLY AVG		1,777,019		1,915,483		2,491,380		2,056,619	

STATE DISTRIBUTION OF TRUCK-OUT VOLUME FOR 3RD QUARTER 2018												
	PREMIUM MOTOR SPIRIT			AUTOMOTIVE GAS OIL			HOUSEHOLD KEROSENE			AVIATION TURBINE KEROSENE		
STATE	NT	TQL	% SHARE	NT	TQL	% SHARE	NT	TQL	% SHARE	NT	TQL	% SHARE
Abia	2,497	104,673,399	2.32	459	15,341,786	1.50	203	7,649,811	4.54	0	0	0.00
Adamawa	3,136	137,178,258	3.04	183	7,402,294	0.73	12	474,000	0.28	9	373,000	0.20
Akwa Ibom	2,545	96,402,123	2.13	454	21,600,519	2.12	174	4,879,007	2.90	88	3,565,458	1.88
Anambra	2,497	110,535,069	2.45	439	15,849,840	1.55	274	9,038,535	5.37	2	80,000	0.04
Bauchi	264	11,973,049	0.27	107	4,351,712	0.43	57	1,509,063	0.90	2	90,000	0.05
Bayelsa	695	28,814,830	0.64	143	4,323,591	0.42	3	99,250	0.06	0	0	0.00
Benue	2,938	127,447,752	2.82	507	19,098,649	1.87	72	2,079,501	1.23	4	145,038	0.08
Borno	1,348	63,643,728	1.41	180	7,134,577	0.70	26	682,000	0.40	18	805,000	0.43
Cross River	1,869	71,627,552	1.59	391	12,750,080	1.25	126	3,227,233	1.92	14	566,000	0.30
Delta	5,209	190,525,244	4.22	1,640	49,869,878	4.89	1,041	23,988,140	14.24	20	597,045	0.32
Ebonyi	568	24,566,742	0.54	134	4,757,584	0.47	48	1,496,361	0.89	0	0	0.00
Edo	3,515	133,313,427	2.95	984	33,953,312	3.33	253	4,675,883	2.78	7	303,998	0.16
Ekiti	654	24,451,930	0.54	82	2,470,142	0.24	29	919,000	0.55	7	260,000	0.14
Enugu	4,024	176,426,045	3.91	614	20,795,970	2.04	147	4,912,610	2.92	30	1,257,000	0.66
FCT	4,609	193,388,405	4.28	711	28,000,990	2.75	284	10,173,877	6.04	738	30,538,669	16.14
Gombe	1,407	64,676,375	1.43	125	5,016,959	0.49	8	293,100	0.17	0	0	0.00
Imo	2,289	101,182,171	2.24	345	11,343,053	1.11	73	2,578,334	1.53	22	838,500	0.44
Jigawa	287	13,022,421	0.29	36	1,439,500	0.14	12	347,200	0.21	0	0	0.00
Kaduna	3,799	160,277,740	3.55	673	26,014,154	2.55	129	4,500,343	2.67	22	955,000	0.50
Kano	8,474	393,963,854	8.72	847	34,587,793	3.39	162	6,843,236	4.06	277	11,835,884	6.26
Katsina	558	23,944,406	0.53	89	3,513,962	0.34	59	1,799,000	1.07	1	45,000	0.02
Kebbi	440	18,272,689	0.40	163	6,260,504	0.61	71	1,748,500	1.04	0	0	0.00
Kogi	788	33,268,661	0.74	693	27,841,997	2.73	44	1,323,200	0.79	1	40,000	0.02
Kwara	3,742	135,431,353	3.00	680	21,862,812	2.14	157	4,270,547	2.54	3	99,000	0.05
Lagos	20,715	737,253,632	16.32	12,322	313,460,834	30.75	1,294	31,421,900	18.66	3,386	127,941,156	67.62
Nasarawa	511	20,798,877	0.46	105	4,466,778	0.44	33	1,389,000	0.82	0	0	0.00
Niger	5,352	231,204,289	5.12	982	41,931,189	4.11	69	2,344,938	1.39	1	45,000	0.02
Ogun	6,093	224,932,217	4.98	3,134	103,273,050	10.13	308	7,192,904	4.27	37	1,249,500	0.66
Ondo	3,295	120,663,183	2.67	366	11,927,443	1.17	88	2,787,000	1.65	3	99,000	0.05
Osun	1,649	57,290,790	1.27	216	6,402,586	0.63	49	1,490,809	0.89	5	222,000	0.12
Oyo	5,679	201,293,089	4.46	1,116	33,935,497	3.33	184	5,636,000	3.35	26	928,000	0.49
Plateau	2,514	110,045,476	2.44	214	8,847,977	0.87	36	1,448,000	0.86	5	210,440	0.11
Rivers	4,595	187,620,297	4.15	1,680	83,244,551	8.17	408	13,729,498	8.15	135	5,510,273	2.91
Sokoto	392	16,534,022	0.37	312	11,926,343	1.17	18	574,500	0.34	14	609,000	0.32
Taraba	485	18,963,008	0.42	53	2,125,999	0.21	2	66,000	0.04	0	0	0.00
Yobe	189	9,552,552	0.21	32	1,292,886	0.13	4	156,000	0.09	0	0	0.00
Zamfara	3,164	142,405,628	3.15	289	10,985,747	1.08	23	680,000	0.40	0	0	0.00
TOTAL	112,785	4,517,564,283	100.00	31,500	1,019,402,538	100.00	5,980	168,424,280	100.00	4,877	189,208,961	100.00
Q3 DAILY AVG.	1,226	49,103,960		342	11,080,462		65	1,830,699		53	2,056,619	

STATE DISTRIBUTION OF TRUCK-OUT VOLUME OF LPG Q3, 2018				
S/No.	STATE	QUANTITY PER MONTH IN LTRS		
		JULY	AUGUST	SEPTEMBER
1	Abia	392,872	604,568	307,140
2	Adamawa	140,360	100,360	59,880
3	Akwa Ibom	557,446	1,055,030	701,345
4	Anambra	1,746,410	2,124,756	1,658,549
5	Bauchi	69,741	183,348	34,269
6	Bayelsa	390,711	643,762	535,356
7	Benue	211,522	338,158	227,083
8	Borno	433,549	326,145	213,918
9	Cross River	371,839	486,629	260,140
10	Delta	4,499,807	4,708,192	3,676,996
11	Ebonyi	265,772	295,584	212,699
12	Edo	3,370,254	5,127,646	3,898,200
13	Ekiti	311,194	705,465	441,275
14	Enugu	1,610,192	1,563,370	1,970,776
15	FCT	1,799,263	2,510,326	3,480,086
16	Gombe	50,000	0	0
17	Imo	283,073	512,514	568,600
18	Jigawa	0	0	0
19	Kaduna	989,465	1,787,181	1,339,065
20	Kano	2,355,690	2,608,240	2,112,095
21	Katsina	20,150	91,668	112,678
22	Kebbi	20,080	0	0
23	Kogi	690,647	1,104,503	863,544
24	Kwara	727,480	1,178,170	916,210
25	Lagos	10,134,847	11,216,971	7,792,758
26	Nasarawa	284,539	464,991	313,891
27	Niger	750,437	679,350	383,354
28	Ogun	297,173	527,504	288,380
29	Ondo	668,409	436,917	381,746
30	Osun	13,645	115,258	0
31	Oyo	527,420	1,080,570	1,232,835
32	Plateau	1,251,960	1,895,639	1,839,861
33	Rivers	2,511,944	3,732,535	3,191,527
34	Sokoto	60,644	70,302	34,269
35	Taraba	65,483	33,928	32,042
36	Yobe	0	0	0
37	Zamfara	165,000	0	0
	Total	38,039,018	48,309,580	39,080,567

LPG IMPORTATION BY VOLUME DATA Q3, 2018			
S/N	MONTH	DISCHARGE QUANTITY	
		MT VAC	LITERS
1	JULY	25,227	44,320,975
2	AUGUST	41,012	72,930,998
3	SEPTEMBER	25,654	45,115,689
	TOTAL	91,893	162,367,662

NOTE: Please treat the above data on State distribution as a guide only, as the data and collation are still undergoing verification.

Acknowledgements/Contacts

Acknowledgements

We acknowledge the contributions of our strategic partner The Petroleum Products and Pricing Regulatory Agency (PPPRA) and our technical partner, Proshare in the design, concept and production of this publication.





Contact Us

 @nigerianstat

 NBSNigeria

 www.nigerianstat.gov.ng

 **Head Office Address**
Plot 762, Independence Avenue, Central
Business District, FCT, Abuja Nigeria.

 +234 803 386 5388

 feedback@nigerianstat.gov.ng