

Contents

Q4 2016 and Full Year 2016 Air Transportation Data

(2016)

Report Date: April 2017

Data Source: National Bureau of Statistics / Federal Airports Authority of Nigeria (FAAN)



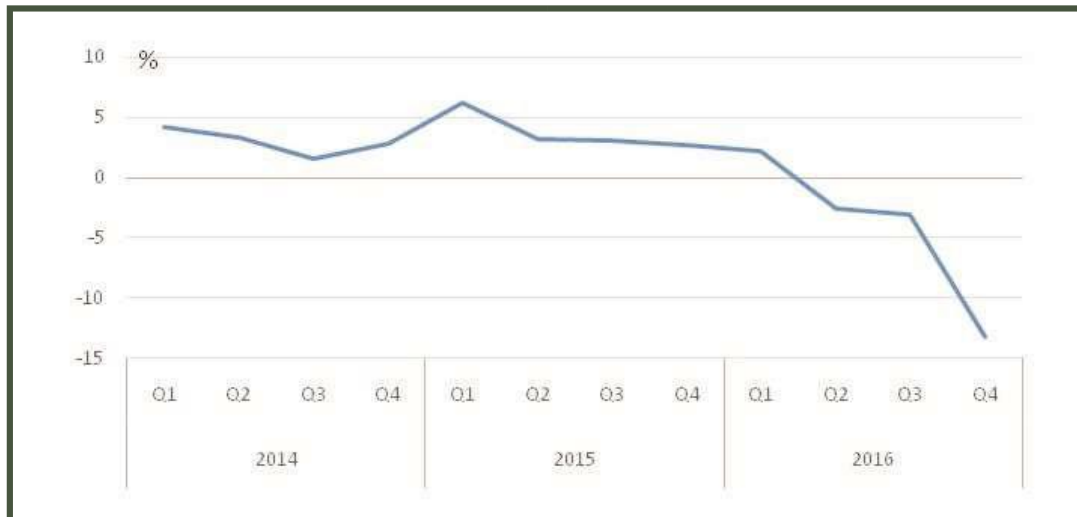
NATIONAL BUREAU OF STATISTICS

Introduction	1
Total Passenger Traffic.....	1
Domestic Passenger Traffic.....	3
International Passenger Traffic.....	4
Total Aircraft Movement.....	5
Domestic Aircraft Movement.....	7
International Aircraft Movement.....	7
Cargo Movement by Airport.....	8
Post Moved by Airport.....	9
Infographics	11
Methodology.....	95
Appendix	96
Acknowledgements/Contacts.....	99

Introduction

Throughout 2016, the performance of the different parts of the Nigerian Aviation sector varied. There were large increases in the volume of both cargo and mail, especially in the final quarter. By contrast, most airports recorded a decline in the number of aircrafts to land and depart. Output in the Air Transport Sector, as well as its contribution to GDP, declined in 2016. During the year, several airlines had operational issues, and either cut back on services provided, or stopped operations entirely. In real terms, output in this sector declined by 4.9% between 2015 and 2016, with the largest year on year fall recorded in the final quarter, of 13.3%. However, despite the recession which may have been expected to reduce demand for travel, the number of passengers using most airports increased. The fall in output was likely to be more a reflection of increased costs of operations, rather than decreased demand.

Figure 1: Real Year on Year Growth in Air Transport Sector, (%)



Murtala Muhammed Airport (MMA) in Lagos was the airport to record the most activity, and accounted for 34.2% of domestic passengers, 69.1% of international passengers, 91.7% of cargo movement and 76.9% of mail movement.

Total Passenger Traffic

In 2016, the total number of passengers to pass through Nigerian airports was 15,232,597. Of these, 72.0% were domestic passengers, travelling within Nigeria, and the remaining 28.0% were international, entering or leaving Nigeria. Between 2015 and 2016 the number of passengers recorded by the Federal Aviation Authority of Nigeria (FAAN) has increased by 6.3%.

However, since the publication of the last report, FAAN has included data on passengers travelling through more airports, including Bauchi, Eket, Gombe and Uyo. Together, the newly included airports accounted for 667,877 passengers in 2016, or 4.4% of the total. Excluding these from the comparison with 2015, reveals that between these two years, total passenger traffic increased by 1.6% for those airports included in both years.

In both the third and final quarters of 2016, there was a quarterly decline in the number of passengers travelling through Nigerian airports. Between the second and third quarters, the number fell by 1.0%, from 3,900,649 to 3,861,252. However, in the final quarter the fall was more pronounced; the number fell by 5.6% to reach 3,644,844. This contrasts with both 2015, in which the number of passengers increased slightly between the third and fourth quarters (by 0.9%) and 2014, in which there was growth of 5.9% in the number of passengers between the same two quarters.

These totals hide differing trends in the total number of domestic and international passengers. The number of domestic passengers fell between the second and third quarters by 6.4%, from 2,864,072 to 2,681,693. In the final quarter, the number fell again by 1.6% to reach 2,637,975. However, there was a large spike in international passengers in the third quarter: the number increased by 13.8%, from 1,036,577 to 1,179,559, before falling back by 14.6% in the final quarter to reach 1,006,869. However, due to the small number of international passengers relative to domestic passengers, the latter had a larger impact on total movements in passenger numbers in the third quarter. In the fourth quarter this reversed, with the drop in international passenger numbers contributing 4.5% points of the 5.6% drop in total passengers, or roughly 80%. This spike in the third quarter for international travel may be part of a seasonal pattern: 2014 and 2015 also recorded spikes in the number of international travelers in the third quarter.

Figure 2: Total Number of Passengers in 2016, Domestic and International



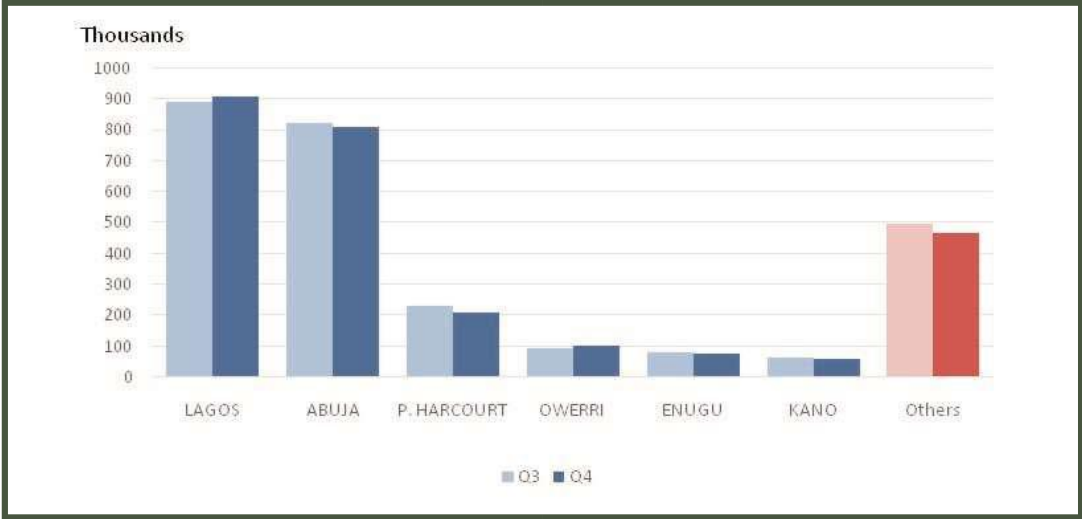
Domestic Passenger Traffic

When comparing airports for which information is available for both 2015 and 2016, there was an increase in domestic passenger numbers between these years, of 2.3%. However, the first and second halves of the year differed substantially: whereas year on year growth in domestic passenger numbers of 9.7% and 10.3% were recorded in the first two quarters respectively, declines of 1.3% and 8.2% were recorded in the third and fourth quarters. Due to their size, most of this decline was accounted for by Abuja, Lagos and Port Harcourt, and in both quarters, Abuja accounted for the largest fall.

Murtala Muhammed Airport (MMA) in Lagos remained the busiest domestic airport in the third and final quarters of 2016, and this airport accounted for 891,770 passengers in the third, and 909,851 passengers in the final quarter. This represented 33.3% and 34.5% respectively. The share of domestic passengers accounted for by MMA remained broadly stable throughout 2016, with the highest share recorded in the first quarter of 34.6%, and the lowest recorded in the third quarter. As with the overall number of domestic passengers, the number to travel through MMA declined relative to the corresponding values in 2015. In the third quarter, MMA airport recorded a year on year decline of 7.3%, compared to an overall decline in domestic passenger numbers of 1.3% (when comparing same set of airports) and in the fourth, this fell slightly to a decline of 7.5%, although this was a smaller contraction than in the overall fall of 8.2%.

Similarly, the share of passengers accounted for by Abuja Airport, the second busiest airport in 2016, remained between 30% and 31% in each quarter of 2016. In the third and fourth quarters, there were 822,702 and 810,410 domestic passengers to travel through Abuja respectively. In each quarter this was equivalent to 30.7% of the total number, which is higher than the shares in the first and second quarter of 30.4% and 30.2%. Abuja was the airport to record the largest year on year reduction in domestic passengers in absolute terms in each of the third and fourth quarters. In the third quarter of 2016, there were 81,270 less domestic passengers to travel through than in the same quarter of 2015, a reduction of 9.0%. In the fourth quarter, the year on year drop fell to 110,005, equivalent to a 12.0% fall. The third busiest domestic airport in 2016 was Port Harcourt, although the number of passengers fell throughout the year. In the first quarter, the number of domestic passengers to travel through this airport was 273,240, but this fell to 258,257 in the second, 233,165 in the third and 209,366 in the final quarter, declines of 5.5%, 9.7% and 10.2% respectively. Accordingly, this airport's share fell from 9.8% at the start of the year to 7.9% in the final quarter.

Figure 3: Domestic Passengers by Main Airport, 2016 Q3 and Q4



International Passenger Traffic

In contrast to domestic passenger travel, the number of international passengers travelling to and from Nigeria declined in 2016 relative to 2015 by 2.5%, when comparing airports for which information is available in both years. The year on year growth rate steadily declined throughout the year, after recording growth of 5.2% in the first quarter, declines of 1.7%, 4.4% and 8.2% were recorded in the second, third and fourth quarters respectively.

However, the reduction was not enough to outweigh the increase in the number of domestic passengers, meaning that overall, total passenger numbers increased between 2015 and 2016 (when comparing same airports).

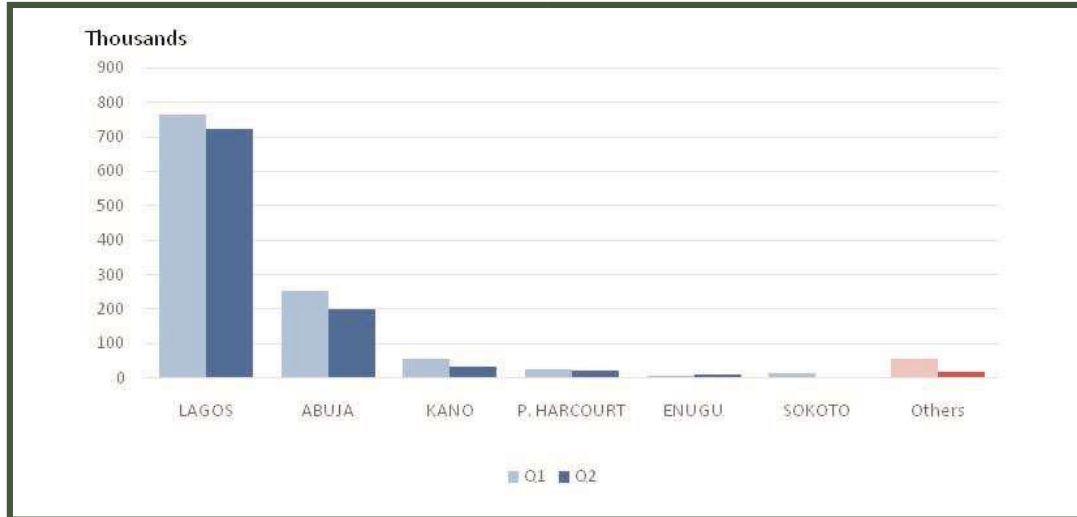
As with domestic travel, MMA in Lagos was the airport to account for the largest number of international travels. However, whereas Lagos and Abuja accounted for broadly similar shares of passengers, Lagos dominates international travel, and in 2016 accounted for 69.1% of international travel. This is perhaps unsurprising, given Lagos's status as the business centre of Nigeria, and the location of the clear majority of foreign investment. In the third quarter of 2016, 763,374 international passengers travelled through MMA, an increase of 6.0% relative to the second quarter. However, in the final quarter the number fell by 5.5% to 721,181. Despite these trends, the share of MMA airport moved in the opposite direction, falling to from 69.5% in the second quarter to 64.7% in the third, before rising again to 71.6% in the final quarter, the highest share in the year. Although the number of passengers travelling through MMA increased in the third quarter, there were large increases in several other airports. Conversely, many international airports saw large falls in passenger numbers in the final quarter. In both the third and final quarters, MMA airport recorded year on year decline in the number of international passengers, as with domestic passengers. In the third quarter, the airport recorded a year on reduction of 7.4%, although the decline in the final quarter was less sharp at 6.7%.

Abuja International Airport was the second busiest international airport in 2016, and accounted for 20.8% of international travel. As the capital of Nigeria and the seat of government, there are many business travelers to pass through Abuja, as with Lagos. In the third quarter, there were 252,332 international passengers to pass through Abuja, an increase of 16.5% relative to the second quarter. This was nearly as large an increase as Lagos in absolute terms, despite Abuja airport accounting for considerably fewer international passengers. However, in the final quarter, the number fell by 20.4% to reach 200,795. Abuja's share of international passengers remained stable compared to Lagos; Abuja accounted 21.4% of international passengers in the third quarter and 19.9% in the final quarter.

As in 2015, Kano International Airport was the third largest international airport in 2016, and accounted for 4.8% of international passengers. Nevertheless, this airport recorded large declines in international passenger numbers in both the third and fourth quarter. In the second quarter, there were 67,274 international passengers to pass through Kano, but this fell by 16.1% in the third quarter to reach 56,451, and fell by a further 42.9% to reach

32,261 in the final quarter. Accordingly, Kano's share of international passengers fell from 6.5% in the second quarter to 4.8% in the third, and further to 3.2% in the final quarter.

Figure 4: International Passengers by Main Airport, 2016 Q3 and Q4



Total Aircraft Movement

In 2016, a total of 266,849 aircrafts arrived at, or departed from Nigerian airports. As with passenger numbers, this includes several airports that were not included in the Federal Aviation Authority of Nigeria (FAAN) data for 2015. In 2015, the total number of aircrafts to pass travel to or from Nigerian airports was 242,831. While this would imply an annual increase of 9.8%, this picture changes considerably when only airports included in both periods are examined. In this case, the number of aircrafts travelling to and from Nigerian airports fell by 7.0%, to 225,942.

Thus, the increase was due to the newly included airports which accounted for 40,717 aircraft in 2016, or 15.2%. The reduction in aircraft numbers travelling to and from the other airports may be due to difficulties with sourcing aircraft fuel during the year, as well as providers anticipating lower demand resulting from the recession, and therefore reducing flight numbers.

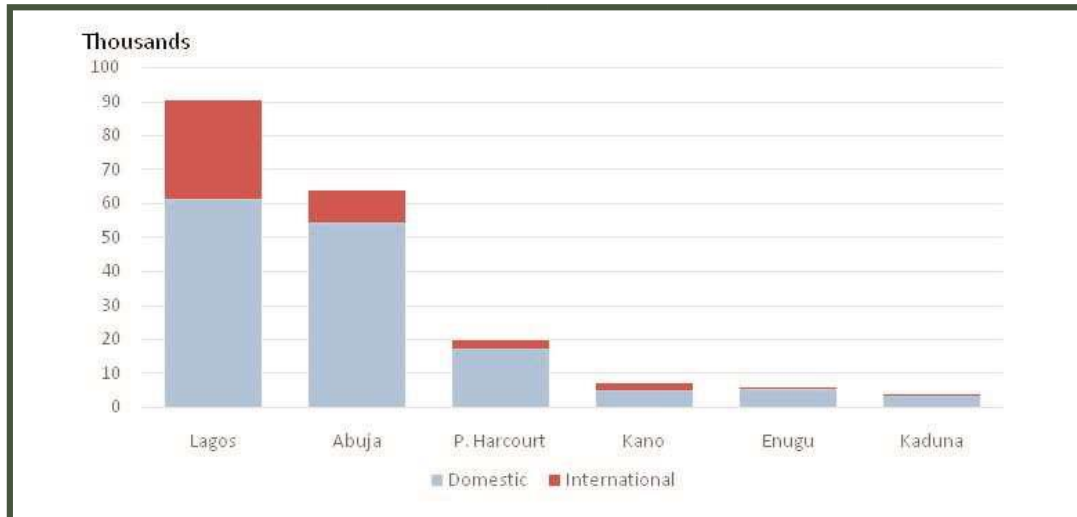
The third quarter of the year recorded the smallest amount of aircraft movement, with 64,010 aircraft landing and departing Nigerian airports. This represents a drop of 8.6% relative to the second quarter figure of 70,023

aircrafts. Following this, there was a slight rebound in the final quarter of 1.2%, to reach 64,790 in the final quarter.

In contrast to passenger movement, the number of domestic and international aircrafts to travel through Nigeria followed a similar pattern in 2016. After recording growth in the second quarter of 2016, both domestic and international aircraft numbers declined in the third quarter, by 9.7% and 2.8% respectively. In the final quarter, both grew again, domestic aircrafts by 1.2% and international aircrafts by 2.6%. Consequently, there were 53,119 domestic aircrafts to fly through Nigerian airports in the third quarter and 54,483 in the final quarter. For international aircrafts, the numbers were 10,891 in the third quarter and 10,307 in the final quarter.

In general, aircrafts flying internationally were larger during the period. In 2016, there were 49 passengers on average on each domestic flight, whereas on each international flight there was an average of 98 passengers. However, for both domestic and international flights, there was an increase in the number of passengers per flight in the third quarter. For domestic flights, the ratio increased to 50 passengers before falling back to 48 passengers in the final quarter. For international flights, the number increased sharply in the third quarter to 108, before falling back to 98 in the final quarter.

Figure 5: Domestic/International Split of Aircraft by Airport, Second Half of 2016



Domestic Aircraft Movement

The shares of domestic flights accounted for by each airport are similar to the shares of passengers accounted for by each airport, as would be expected. However, aircrafts departing from and flying to larger airports carry more people. Therefore, the share of aircrafts accounted for airports such as Lagos and Abuja is smaller than their share of passengers. During 2016, Lagos airport accounted for 34.2% of domestic passengers, but only 27.5% of domestic aircraft, due to the average number of passengers on aircraft to and from Lagos being 61.1, more than 10 passengers higher than average. Similarly, although Abuja accounted for 30.5% of passengers, it accounted for 24.4% of aircraft.

In the third quarter of 2016, Lagos recorded a fall in the number of aircrafts relative to the second quarter, of 13.8%, to reach 14,097, before rebounding in the final quarter, growing by 9.9% to reach 15,491. Consequently, its share fell to 26.5% in the third quarter from 27.8% in the second, before rebounding to 28.4% in the final quarter. Abuja also recorded a decline in domestic aircraft movement in the third quarter; 12,593 aircrafts moved through Abuja's domestic airport compared to 13,682 in the second quarter, a drop of 9.2%. However, growth in the amount of domestic aircraft movement in the final quarter was smaller than for Lagos, at 1.4%, resulting in 12,764 domestic aircrafts to leave and arrive in Abuja in the final quarter. Abuja's shares were 23.7% and 23.4% in these quarters.

International Aircraft Movement

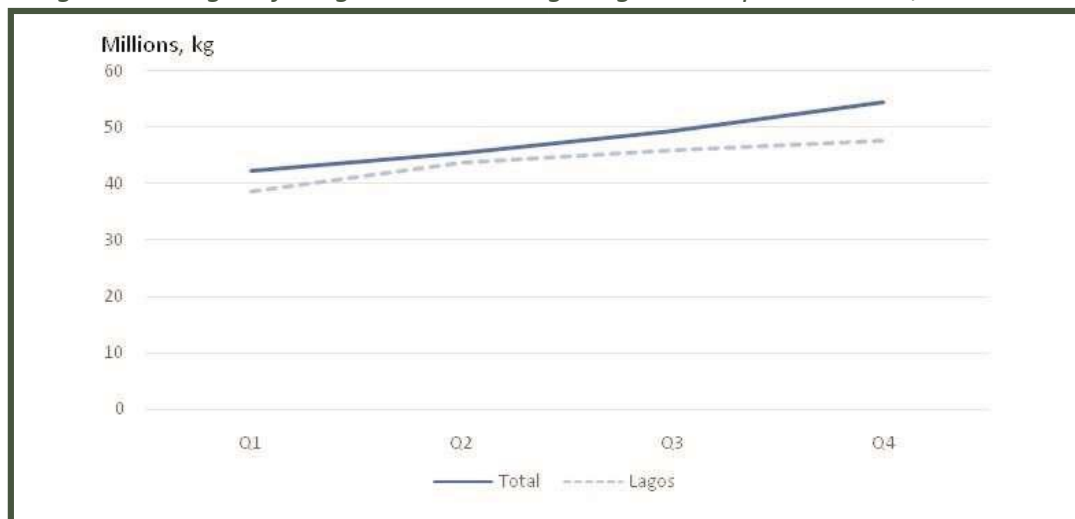
MMA airport in Lagos accounted for a slightly lower share of international aircrafts than of international passengers; its share was 64.3% in the third quarter of 2016 and 67.1% in the final quarter, compared with shares of 64.7% and 71.6% in the third and fourth quarters respectively for international passengers. The difference between shares of passengers and aircrafts for Lagos is smaller for international travel. This likely reflects the fact that most international flights are larger, and therefore the difference between aircrafts leaving the biggest airports (such as Lagos) and the others is less pronounced than for domestic flights. Abuja International was the second largest airport in terms of aircrafts, and accounted for 21.1% in the third quarter and 22.0% in the fourth quarter, which compares to shares of 21.4% and 19.9% for international passengers in the same quarters.

Cargo Movement by Airport

Throughout 2016, cargo movement increased steadily, with increases of 7.7%, 8.4% and 10.4% being recorded in the second, third and fourth quarter of 2016 respectively. Consequently, the total volume of cargo movement

rose from 45,551,487 kilograms in the second quarter to 49,359,641 kilograms in the third, before rising again to 54,515,095 kilograms in the final quarter. For 2016, the total volume of cargo movement was 191,738,000 kilograms. This compares to 189,171,872 kilograms in 2015, representing a year on year increase of 1.4%.

Figure 6: Weight of Cargo Moved Through Nigerian Airports in 2016, Million KG



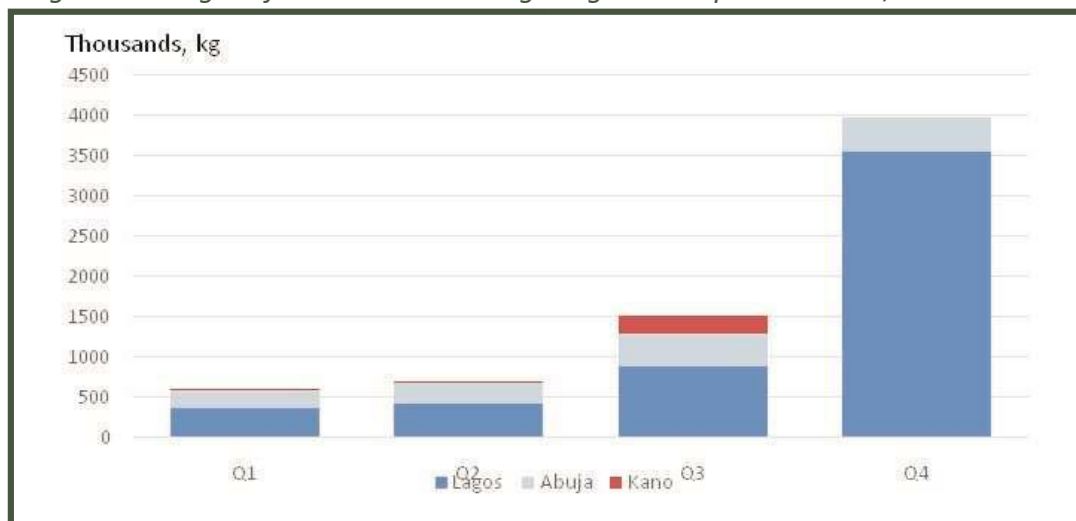
As in previous periods, the bulk of the weight of cargo to move through Nigerian Airports went through MMA airport in Lagos in 2016. However, the share accounted for by Lagos declined in the second and third quarter. In the second quarter, Lagos accounted for 96.0%, but this fell to 92.9% in the third quarter and 87.3% in the fourth quarter. The amount of cargo to move through MMA nevertheless increased, from 43,739,697 kilograms to 45,840,223 kilograms between the second and third quarter, and to 47,609,805 kilograms in the fourth, equal to growth rates of 4.8% and 3.9% in the third and fourth quarters. However, the other airports to record cargo movement saw much larger increases in these quarters. In the third quarter, the amount of cargo to move through Abuja airport increased from 491,812 kilograms to 639,144 kilograms, an increase of 30.0%. In the final quarter the increase was even larger: 2,151,081 kilograms passed through Abuja airport in the fourth quarter, and increase of 236.6%. Similarly, Port Harcourt and Enugu airports each recorded triple digit percentage growth in the third quarter, and Kano and Enugu recorded triple digit growth in the fourth quarter.

Compared to the same periods of 2015, MMA airport recorded an increase in the weight of cargo moved through in the third quarter of 10.1% but a slight decrease in the final quarter, of 0.4%. This differs substantially from Abuja; this airport recorded a significant fall in the third quarter relative to the same quarter of 2015, of 32.0%, but in the fourth quarter, the weight of cargo to move through Abuja nearly tripled, increasing by 173.5%. By comparison, Port Harcourt, the third most important airport for cargo, recorded a year on year increase of 2.1% in the third quarter, and a year on year decrease of 3.7% in the fourth quarter.

Post Moved by Airport

As with cargo, the weight of mail to move through Nigerian airports increased sharply throughout 2016. In the second, third and fourth quarters growth rates of 17.2%, 113.4% and 162.4% were recorded respectively. Consequently, the weight of mail to move through Nigerian airports increased from 709,986 kilograms in the second quarter, to 1,515,331 kilograms in the third quarter and 3,975,670 in the final quarter. In 2016 the total weight of mail to mover through Nigerian airports was 6,806,558 kilograms, which represents an increase of 5.7% relative to 2015. Due to the large year on year increase recorded by Lagos airport in the final quarter, of 883.3%, the final quarter saw the largest year on year increase in the weight of mail moved, of 559.9%.

Figure 7: Weight of Post Moved Through Nigerian Airports in 2016, Thousand KG



Lagos was the airport to account for the largest volume of mail in each quarter of 2016. In the third quarter of 2016, the volume of mail to pass through Lagos was 889,127 kilograms, equivalent to 58.7% of the total volume. However, Lagos recorded a dramatic increase in the final quarter of the year, to 3,551,663 kilograms, equivalent to an increase of 299.5%. Consequently, the share of the volume of mail accounted for by Lagos rose to 89.3% in this quarter. The share of Abuja fell in each quarter of 2016. In the third quarter, the volume of mail to pass through Abuja increased to 403,470 kilograms from 272,078 in the second quarter, an increase of 48.3%. However, due to the larger increases in the volumes to pass through Lagos and Kano, Abuja's share nevertheless declined from 38.3% in the second quarter to 26.6% in the third. In the final quarter, the volume of mail passing through Abuja increased by 5.1% to reach 424,007 kilograms, but again due to the significant increase recorded

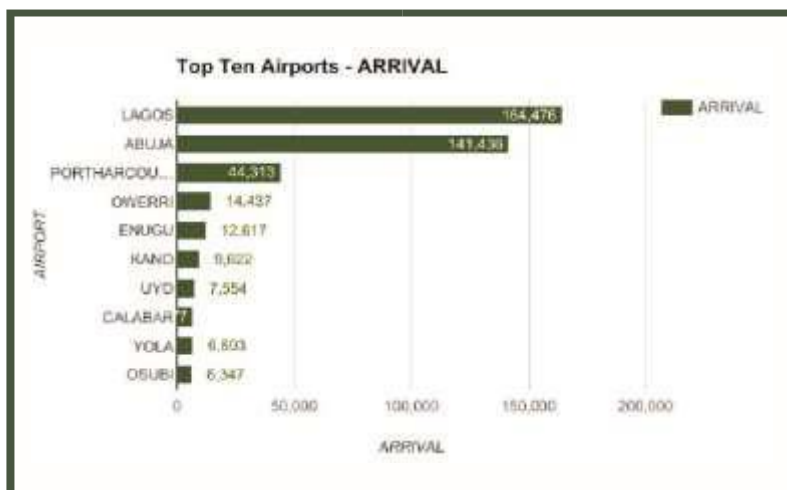
by Lagos, Abuja's share again fell, to 10.7%. The volume of mail to pass through Kano spiked in the third quarter, increasing to 222,734 kilograms from 9,020 in the second, before falling to zero kilograms in the final quarter. More detail on the movement of mail through Nigeria can be found within the Annual Postal Services report for 2016, available from the NBS E-library at <http://nigerianstat.gov.ng/library>, under the Information and Communications sector.

Q4 2016 and Full Year 2016 Air Transportation Data

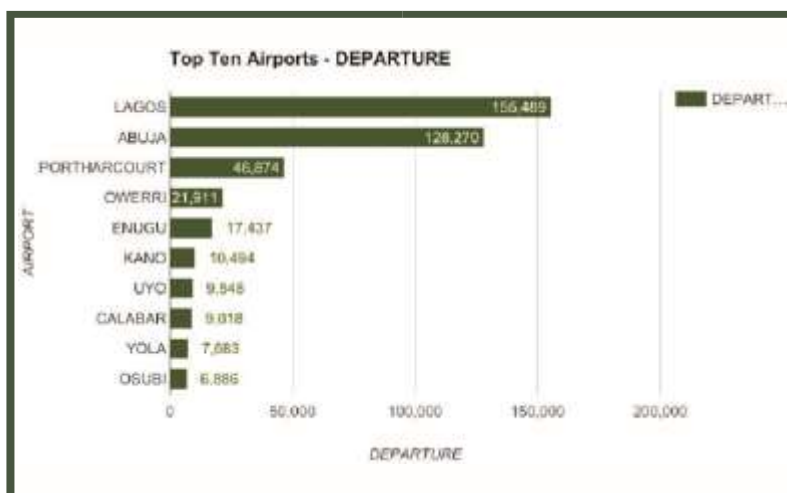
Passenger Movement – Domestic Flights
January 2016



AIRPORT	ARRIVAL	DEPARTURE
ABUJA	141,436	128,270
AKURE	102	88
ASABA	2,918	3,621
BAUCHI	306	297
BENIN	5,376	5,351
BIRIN KEBBI	452	490
CALABAR	7,177	9,018
DUTSE	15	14
EKET	2,360	2,345
ENUGU	12,617	17,437
ESCRAVOS	4,221	4,173
FINMA	1,937	1,958
FORCADOS	726	683
GOMBE	938	1,091
IBADAN	2,864	3,091
ILORIN	3,010	2,955
JOS	2,013	1,921
KADUNA	3,292	3,388
KANO	9,622	10,494
KATSINA	55	49
LAGOS	164,476	155,489
MAIDUGURI	4,013	4,276
MAKURDI	-	-
MINNA	-	-
OSUBI	6,347	6,886
OWERRI	14,437	21,911
PORTHARCOURT	44,313	46,874
SOKOTO	3,273	3,318
UYO	7,554	9,548
YOLA	6,803	7,683
ZARIA	131	137
TOTAL	452,784	452,856



Lagos Airport recorded the highest number of Arrival on Domestic Flights in January 2016



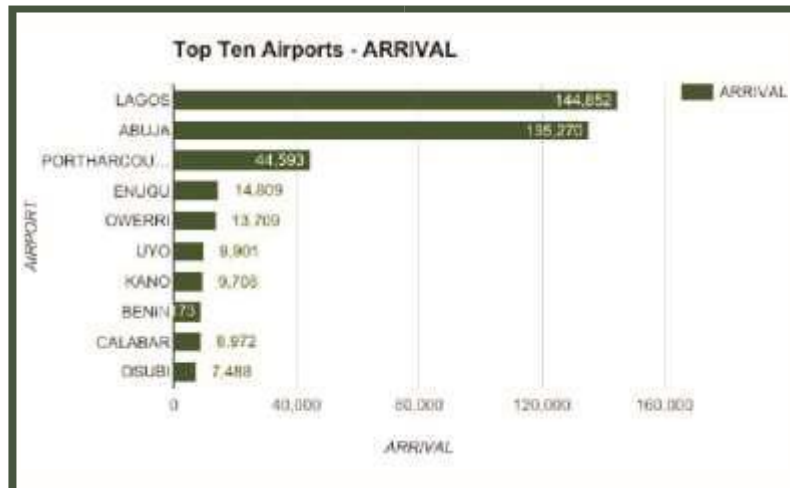
Lagos Airport recorded the highest number of Departure on Domestic Flights in January 2016

Q4 2016 and Full Year 2016 Air Transportation Data

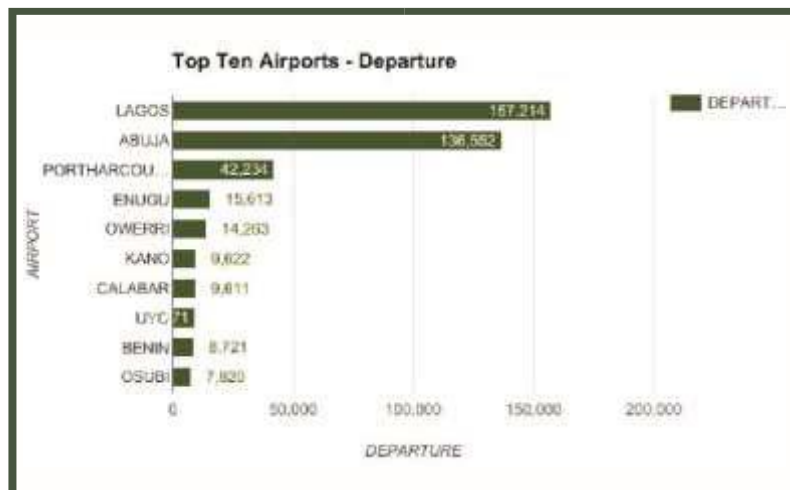
Passenger Movement – Domestic Flights
February 2016



AIRPORT	ARRIVAL	DEPARTURE
ABUJA	135,270	136,552
AKURE	144	141
ASABA	2,323	2,243
BAUCHI	298	243
BENIN	9,173	8,721
BIRIN KEBBI	446	541
CALABAR	8,972	9,611
DUTSE	16	14
EKET	1,144	1,029
ENUGU	14,809	15,613
ESCRAVOS	5,694	5,354
FINMA	1,814	1,772
FORCADOS	1,006	943
GOMBE	1,038	1,019
IBADAN	2,835	2,917
ILORIN	3,021	3,228
JOS	2,171	1,945
KADUNA	3,008	2,700
KANO	9,708	9,622
KATSINA	72	73
LAGOS	144,852	157,214
MAIDUGURI	4,212	3,936
MAKURDI	-	-
MINNA	-	-
OSUBI	7,488	7,820
OWERRI	13,709	14,263
PORTHARCOURT	44,593	42,234
SOKOTO	3,599	3,539
UYO	9,901	9,171
YOLA	6,488	6,144
ZARIA	37	43
TOTAL	437,841	448,645



Lagos Airport recorded the highest number of Arrival on Domestic Flights in February 2016



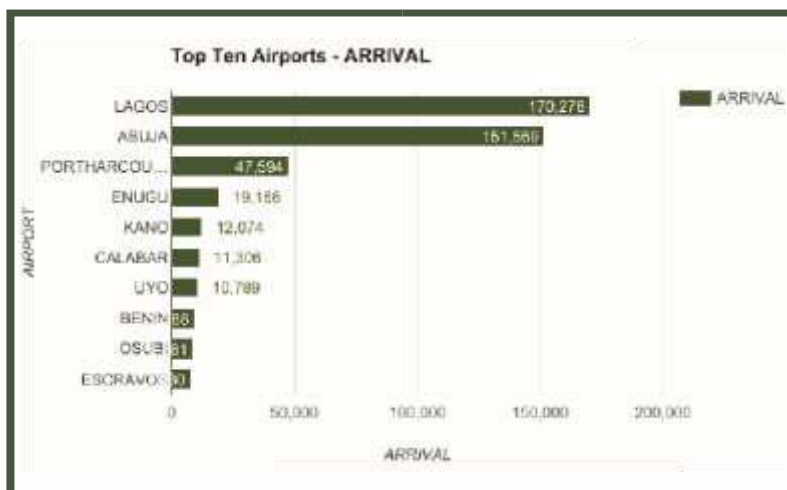
Lagos Airport recorded the highest number of Departure on Domestic Flights in February 2016

Q4 2016 and Full Year 2016 Air Transportation Data

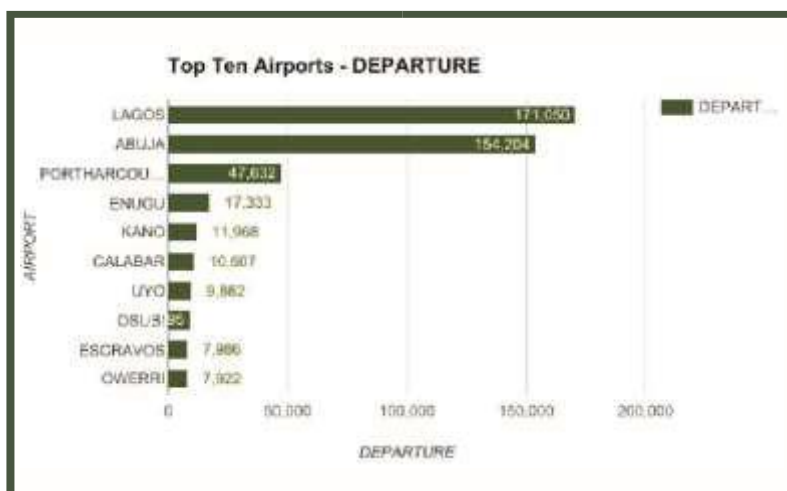
Passenger Movement – Domestic Flights
March 2016



AIRPORT	ARRIVAL	DEPARTURE
ABUJA	151,569	154,204
AKURE	103	70
ASABA	4,512	4,204
BAUCHI	339	314
BENIN	9,288	7,863
BIRIN KEBBI	36	85
CALABAR	11,306	10,607
DUTSE	3	3
EKET	2,545	2,494
ENUGU	19,166	17,333
ESCRAVOS	7,980	7,986
FINMA	3,112	2,875
FORCADOS	1,092	1,601
GOMBE	1,156	1,204
IBADAN	3,387	3,261
ILORIN	3,748	3,563
JOS	2,437	2,222
KADUNA	5,020	4,900
KANO	12,074	11,968
KATSINA	184	191
LAGOS	170,278	171,050
MAIDUGURI	4,054	3,871
MAKURDI	-	-
MINNA	-	-
OSUBI	8,681	8,995
OWERRI	7,947	7,922
PORTHARCOURT	47,594	47,632
SOKOTO	3,736	3,651
UYO	10,789	9,862
YOLA	6,989	6,611
ZARIA	36	39
TOTAL	499,161	496,581



Lagos Airport recorded the highest number of Arrival on Domestic Flights in March 2016



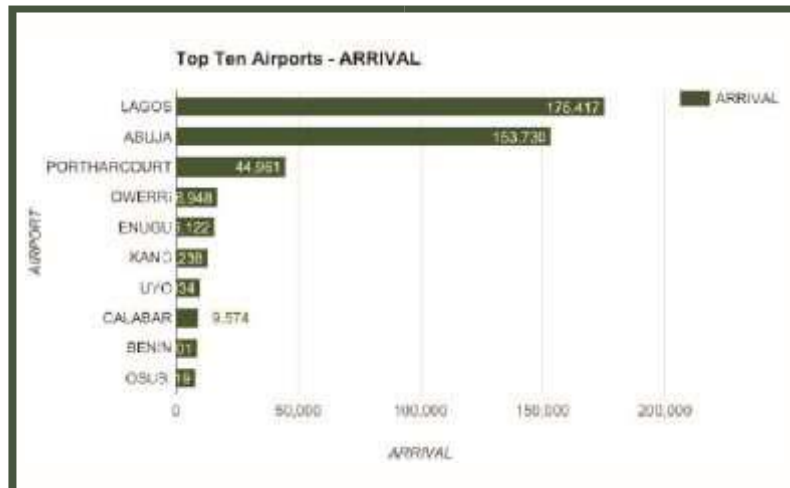
Lagos Airport recorded the highest number of Departure on Domestic Flights in March 2016

Q4 2016 and Full Year 2016 Air Transportation Data

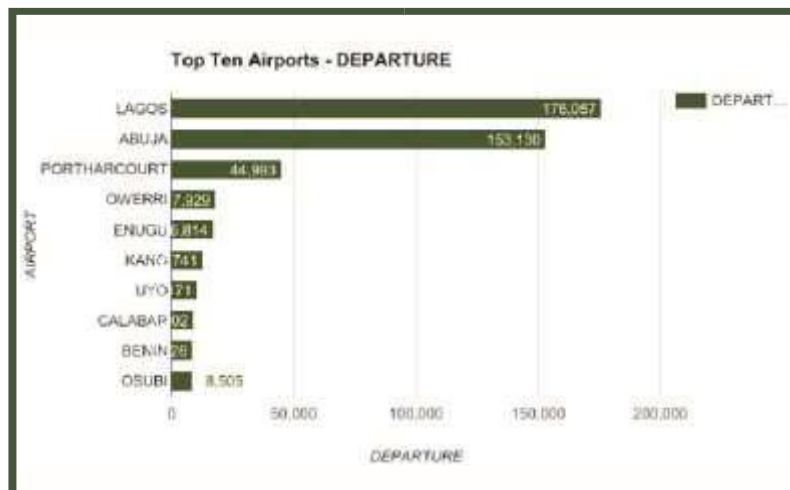
Passenger Movement – Domestic Flights
April 2016



AIRPORT	ARRIVAL	DEPARTURE
ABUJA	153,730	153,130
AKURE	261	156
ASABA	3,741	3,673
BAUCHI	621	596
BENIN	8,701	8,526
BIRIN KEBBI	57	60
CALABAR	9,574	9,202
DUTSE	54	46
EKET	3,656	2,641
ENUGU	16,122	16,814
ESCRAVOS	7,480	7,566
FINMA	3,141	2,926
FORCADOS	1,083	1,033
GOMBE	1,516	1,508
IBADAN	2,659	2,760
ILORIN	3,986	3,627
JOS	2,172	2,046
KADUNA	5,607	5,256
KANO	13,238	12,741
KATSINA	38	63
LAGOS	175,417	176,057
MAIDUGURI	4,649	4,700
MAKURDI	-	-
MINNA	154	152
OSUBI	8,119	8,505
OWERRI	16,948	17,929
PORTHARCOURT	44,961	44,993
SOKOTO	4,399	4,687
UYO	10,034	10,171
YOLA	6,912	7,629
ZARIA	14	3
TOTAL	509,044	509,196



Lagos Airport recorded the highest number of Arrival on Domestic Flights in April 2016



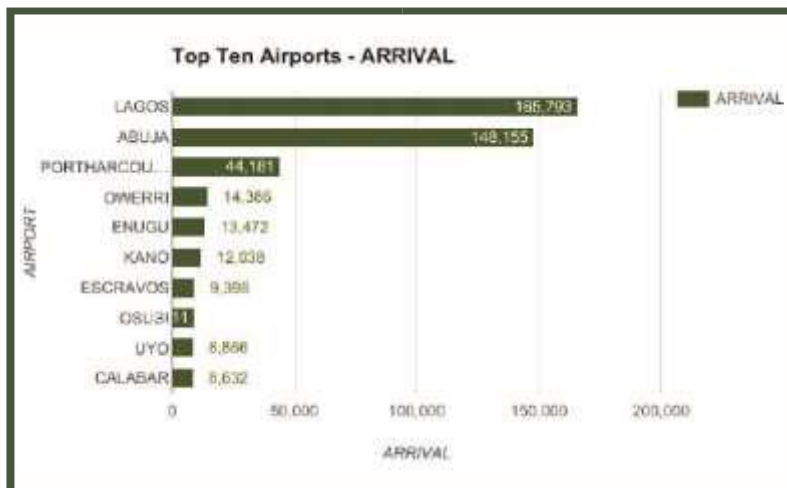
Lagos Airport recorded the highest number of Departure on Domestic Flights in April 2016

Q4 2016 and Full Year 2016 Air Transportation Data

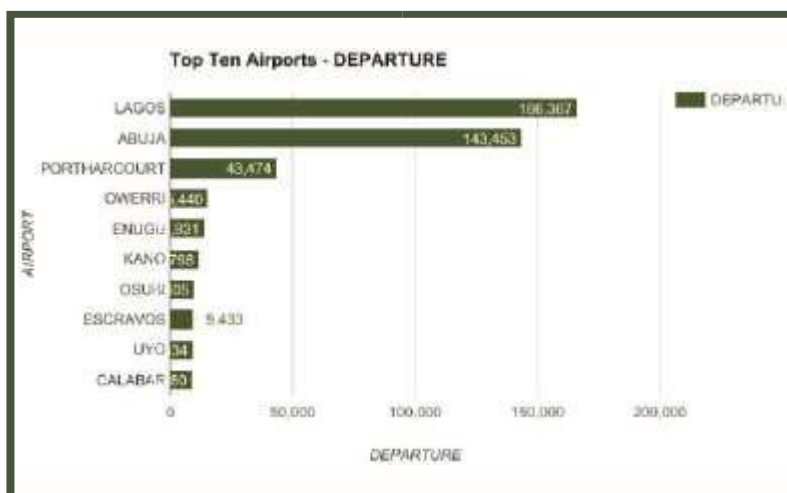
Passenger Movement – Domestic Flights
May 2016



AIRPORT	ARRIVAL	DEPARTURE
ABUJA	153,730	153,130
AKURE	261	156
ASABA	3,741	3,673
BAUCHI	621	596
BENIN	8,701	8,526
BIRIN KEBBI	57	60
CALABAR	9,574	9,202
DUTSE	54	46
EKET	3,656	2,641
ENUGU	16,122	16,814
ESCRAVOS	7,480	7,566
FINMA	3,141	2,926
FORCADOS	1,083	1,033
GOMBE	1,516	1,508
IBADAN	2,659	2,760
ILORIN	3,986	3,627
JOS	2,172	2,046
KADUNA	5,607	5,256
KANO	13,238	12,741
KATSINA	38	63
LAGOS	175,417	176,057
MAIDUGURI	4,649	4,700
MAKURDI	-	-
MINNA	154	152
OSUBI	8,119	8,505
OWERRI	16,948	17,929
PORTHARCOURT	44,961	44,993
SOKOTO	4,399	4,687
UYO	10,034	10,171
YOLA	6,912	7,629
ZARIA	14	3
TOTAL	509,044	509,196



Lagos Airport recorded the highest number of Arrival on Domestic Flights in May 2016



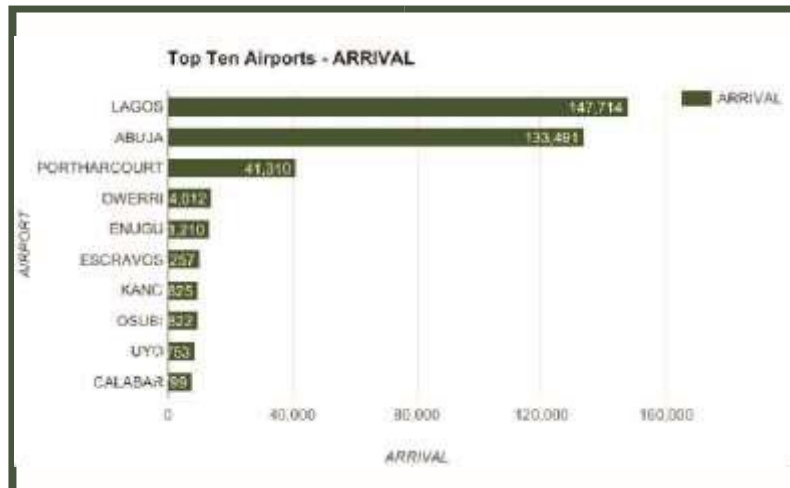
Lagos Airport recorded the highest number of Departure on Domestic Flights in May 2016

Q4 2016 and Full Year 2016 Air Transportation Data

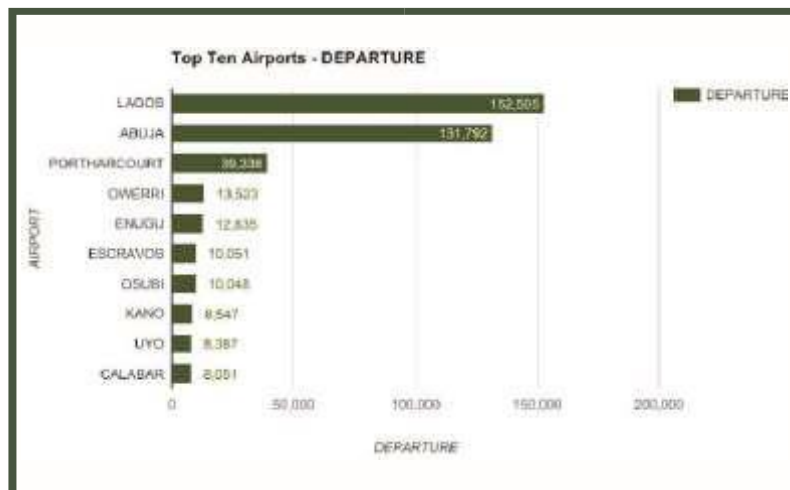
Passenger Movement – Domestic Flights
June 2016



AIRPORT	ARRIVAL	DEPARTURE
ABUJA	133,491	131,792
AKURE	458	420
ASABA	3,122	3,173
BAUCHI	286	299
BENIN	7,236	7,192
BIRIN KEBBI	51	58
CALABAR	7,799	8,051
DUTSE	-	9
EKET	2,684	2,587
ENUGU	13,210	12,835
ESCRAVOS	10,257	10,051
FINMA	2,035	2,244
FORCADOS	-	-
GOMBE	1,046	901
IBADAN	2,847	2,998
ILORIN	2,776	2,736
JOS	2,451	2,351
KADUNA	5,302	4,764
KANO	9,825	8,547
KATSINA	102	74
LAGOS	147,714	152,505
MAIDUGURI	4,225	4,326
MAKURDI	-	-
MINNA	124	104
OSUBI	9,822	10,048
OWERRI	14,012	13,523
PORTHARCOURT	41,310	39,338
SOKOTO	3,304	3,243
UYO	8,753	8,387
YOLA	5,402	5,753
ZARIA	19	26
TOTAL	439,663	438,335



Lagos Airport recorded the highest number of Arrival on Domestic Flights in June 2016



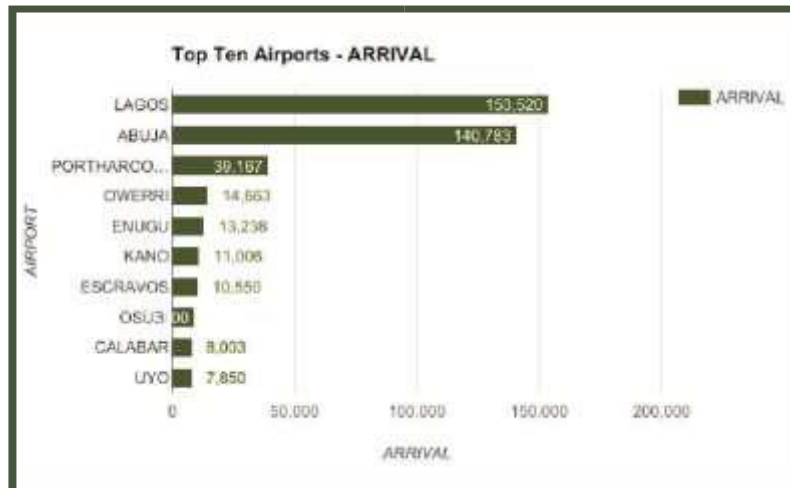
Lagos Airport recorded the highest number of Departure on Domestic Flights in June 2016

Q4 2016 and Full Year 2016 Air Transportation Data

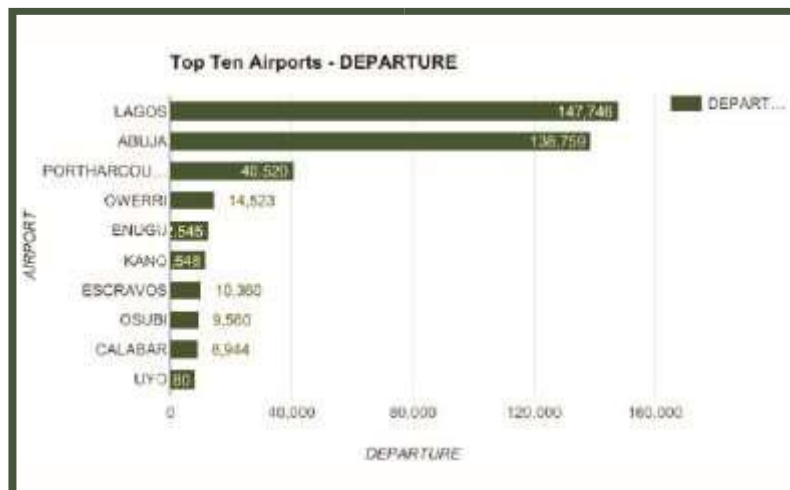
Passenger Movement – Domestic Flights
July 2016



AIRPORT	ARRIVAL	DEPARTURE
ABUJA	140,783	138,759
AKURE	478	415
ASABA	3,365	3,270
BAUCHI	225	190
BENIN	6,049	6,104
BIRIN KEBBI	11	22
CALABAR	8,003	8,944
DUTSE	44	29
EKET	2,340	2,264
ENUGU	13,238	12,545
ESCRAVOS	10,550	10,360
FINMA	2,120	2,519
FORCADOS	-	-
GOMBE	1,200	1,038
IBADAN	3,185	2,867
ILORIN	3,003	3,217
JOS	2,570	2,472
KADUNA	6,739	6,059
KANO	11,006	11,548
KATSINA	59	142
LAGOS	153,520	147,746
MAIDUGURI	5,134	4,380
MAKURDI	-	-
MINNA	129	120
OSUBI	9,100	9,560
OWERRI	14,663	14,523
PORTHARCOURT	39,167	40,520
SOKOTO	4,156	3,673
UYO	7,850	8,180
YOLA	6,628	6,151
ZARIA	-	8
TOTAL	455,315	447,625



Lagos Airport recorded the highest number of Arrival on Domestic Flights in July 2016



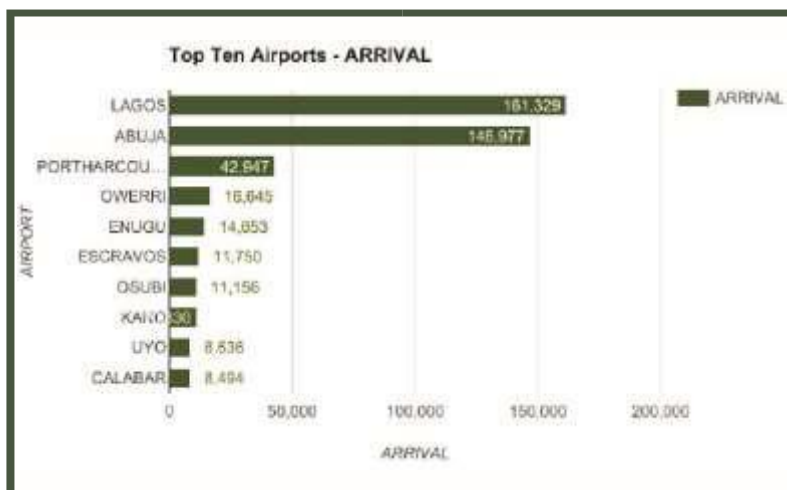
Lagos Airport recorded the highest number of Departure on Domestic Flights in July 2016

Q4 2016 and Full Year 2016 Air Transportation Data

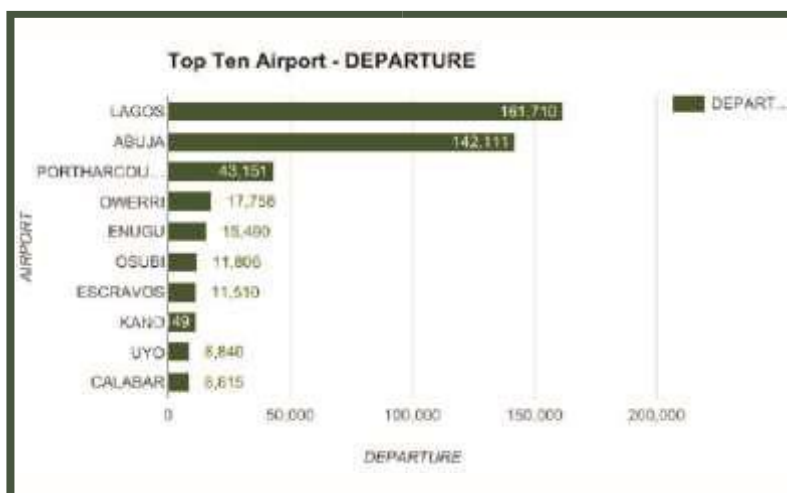
Passenger Movement – Domestic Flights August 2016



AIRPORT	ARRIVAL	DEPARTURE
ABUJA	146,977	142,111
AKURE	530	612
ASABA	3,447	3,345
BAUCHI	123	99
BENIN	7,233	7,415
BIRIN KEBBI	6	958
CALABAR	8,494	8,615
DUTSE	12	192
EKET	1,655	1,585
ENUGU	14,653	15,490
ESCRAVOS	11,750	11,510
FINMA	2,390	2,579
FORCADOS	-	-
GOMBE	1,303	1,266
IBADAN	3,303	3,533
ILORIN	2,806	2,904
JOS	3,059	3,031
KADUNA	6,369	6,273
KANO	10,830	11,149
KATSINA	152	351
LAGOS	161,329	161,710
MAIDUGURI	5,296	5,092
MAKURDI	-	-
MINNA	89	97
OSUBI	11,156	11,806
OWERRI	16,645	17,758
PORTHARCOURT	42,947	43,151
SOKOTO	3,467	3,322
UYO	8,636	8,840
YOLA	6,772	6,562
ZARIA	2	5
TOTAL	481,431	481,361



Lagos Airport recorded the highest number of Arrival on Domestic Flights in August 2016



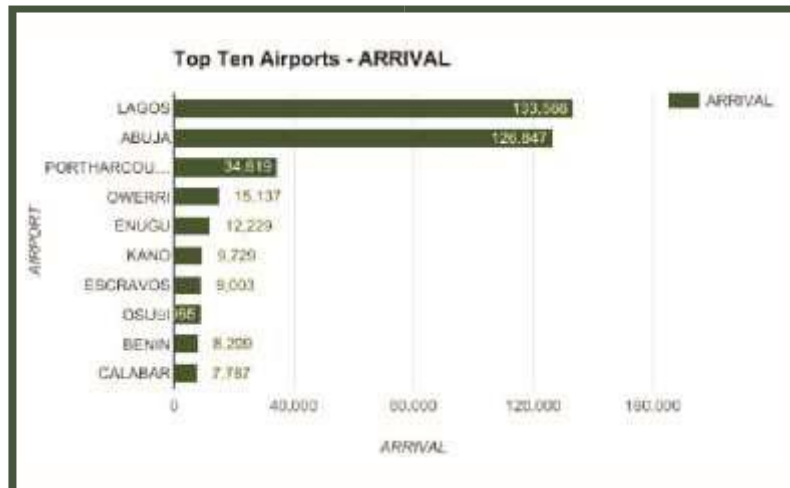
Lagos Airport recorded the highest number of Departure on Domestic Flights in August 2016

Q4 2016 and Full Year 2016 Air Transportation Data

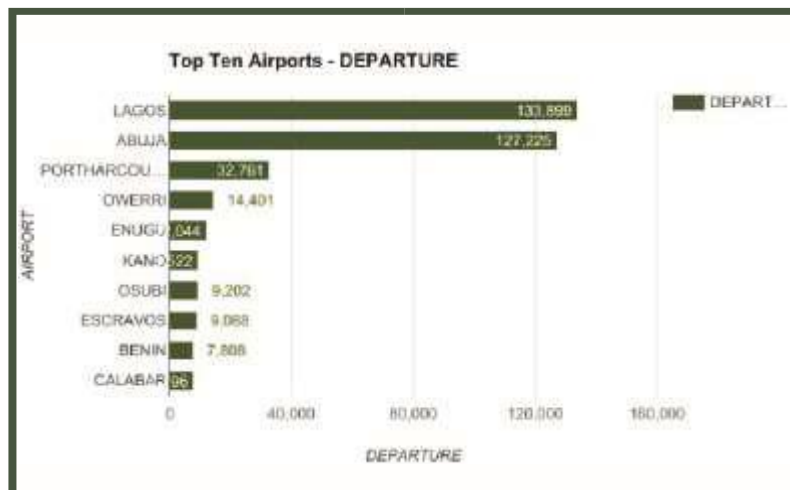
Passenger Movement – Domestic Flights
September 2016



AIRPORT	ARRIVAL	DEPARTURE
ABUJA	126,847	127,225
AKURE	462	401
ASABA	2,825	2,676
BAUCHI	53	105
BENIN	8,209	7,808
BIRIN KEBBI	623	845
CALABAR	7,787	7,796
DUTSE	-	-
EKET	1,731	1,741
ENUGU	12,229	12,044
ESCRAVOS	9,003	9,088
FINMA	2,158	2,214
FORCADOS	-	-
GOMBE	1,064	850
IBADAN	2,871	2,781
ILORIN	3,028	2,572
JOS	2,881	2,841
KADUNA	6,048	5,491
KANO	9,729	9,522
KATSINA	155	118
LAGOS	133,566	133,899
MAIDUGURI	4,507	4,467
MAKURDI	-	-
MINNA	102	148
OSUBI	8,965	9,202
OWERRI	15,137	14,401
PORTHARCOURT	34,619	32,761
SOKOTO	2,310	2,146
UYO	7,357	7,124
YOLA	5,762	5,667
ZARIA	-	-
TOTAL	410,028	405,933



Lagos Airport recorded the highest number of Arrival on Domestic Flights in September 2016



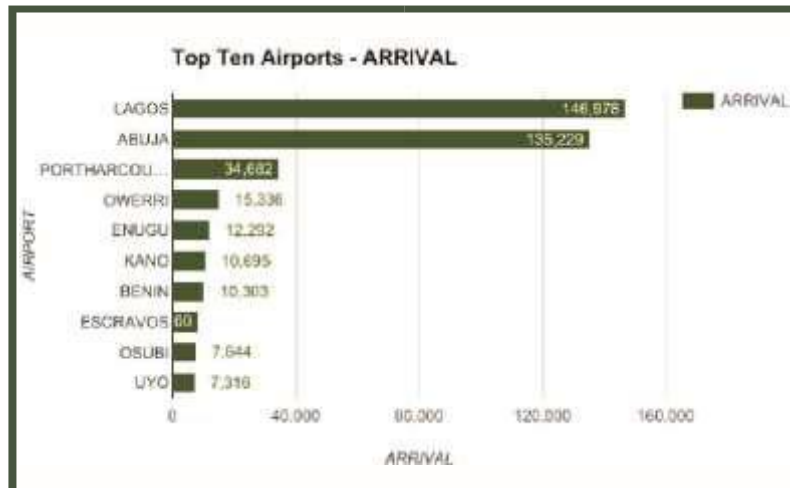
Lagos Airport recorded the highest number of Departure on Domestic Flights in September 2016

Q4 2016 and Full Year 2016 Air Transportation Data

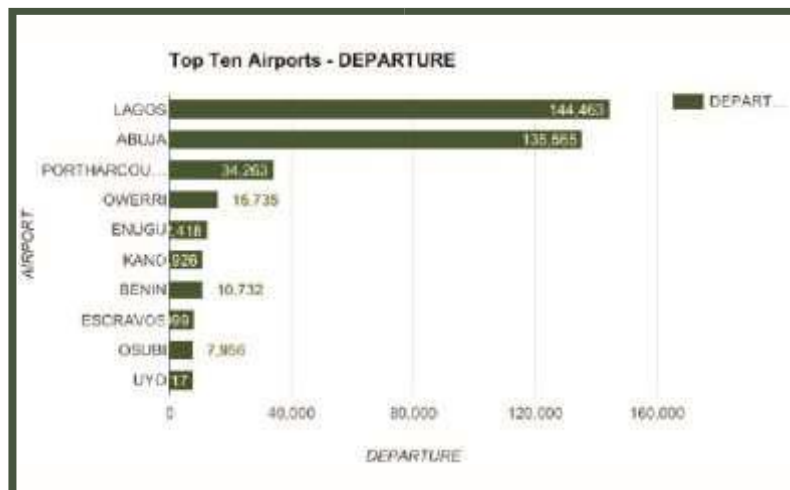
Passenger Movement – Domestic Flights
October 2016



AIRPORT	ARRIVAL	DEPARTURE
ABUJA	135,229	135,565
AKURE	628	389
ASABA	2,868	3,011
BAUCHI	123	195
BENIN	10,303	10,732
BIRIN KEBBI	1,213	1,562
CALABAR	7,280	7,372
DUTSE	18	465
EKET	2,134	2,034
ENUGU	12,292	12,418
ESCRAVOS	8,160	8,099
FINMA	2,149	2,397
FORCADOS	-	-
GOMBE	1,325	1,445
IBADAN	3,064	2,907
ILORIN	3,259	3,105
JOS	2,083	2,720
KADUNA	5,364	5,512
KANO	10,695	10,926
KATSINA	305	465
LAGOS	146,978	144,463
MAIDUGURI	4,642	4,664
MINNA	49	154
OSUBI	7,644	7,956
OWERRI	15,336	15,735
PORTHARCOURT	34,682	34,263
SOKOTO	2,401	2,392
UYO	7,316	7,717
YOLA	5,667	5,895
ZARIA	9	14
TOTAL	433,216	434,572



Lagos Airport recorded the highest number of Arrival on Domestic Flights in October 2016



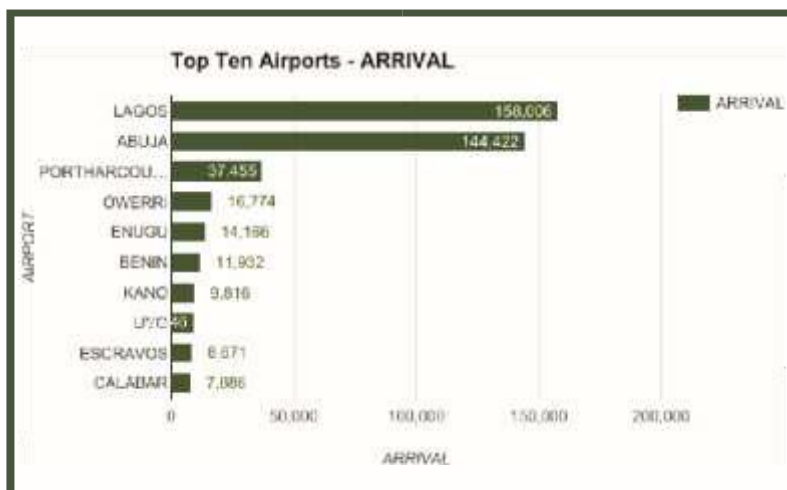
Lagos Airport recorded the highest number of Departure on Domestic Flights in October 2016

Q4 2016 and Full Year 2016 Air Transportation Data

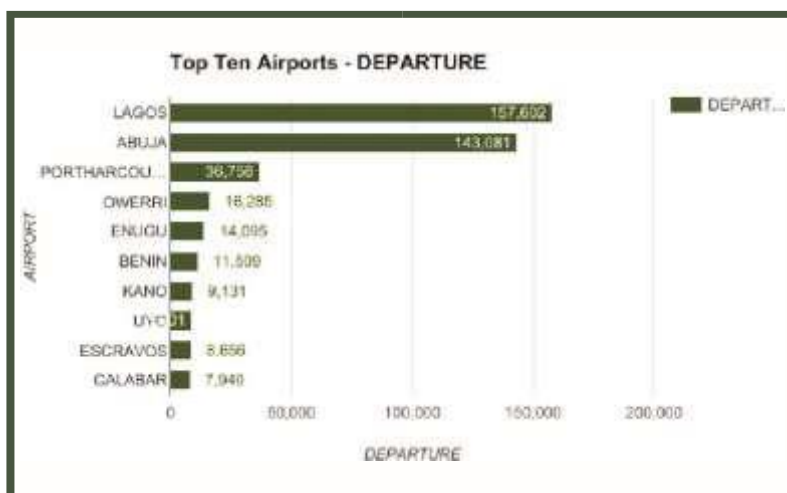
Passenger Movement – Domestic Flights
November 2016



AIRPORT	ARRIVAL	DEPARTURE
ABUJA	144,422	143,081
AKURE	1,077	976
ASABA	2,998	2,797
BAUCHI	192	170
BENIN	11,932	11,509
BIRIN KEBBI	1,039	950
CALABAR	7,886	7,940
DUTSE	45	51
EKET	2,052	2,034
ENUGU	14,166	14,095
ESCRAVOS	8,671	8,656
FINMA	2,121	2,334
FORCADOS	-	-
GOMBE	974	780
IBADAN	3,062	3,120
ILORIN	3,315	2,977
JOS	2,695	2,359
KADUNA	6,829	5,480
KANO	9,816	9,131
KATSINA	30	39
LAGOS	158,006	157,602
MAIDUGURI	4,867	4,614
MINNA	236	313
OSUBI	7,561	7,776
OWERRI	16,774	16,285
PORTHARCOURT	37,455	36,758
SOKOTO	2,791	2,827
UYO	8,946	8,901
YOLA	6,352	6,134
ZARIA	41	37
TOTAL	466,351	459,726



Lagos Airport recorded the highest number of Arrival on Domestic Flights in November 2016



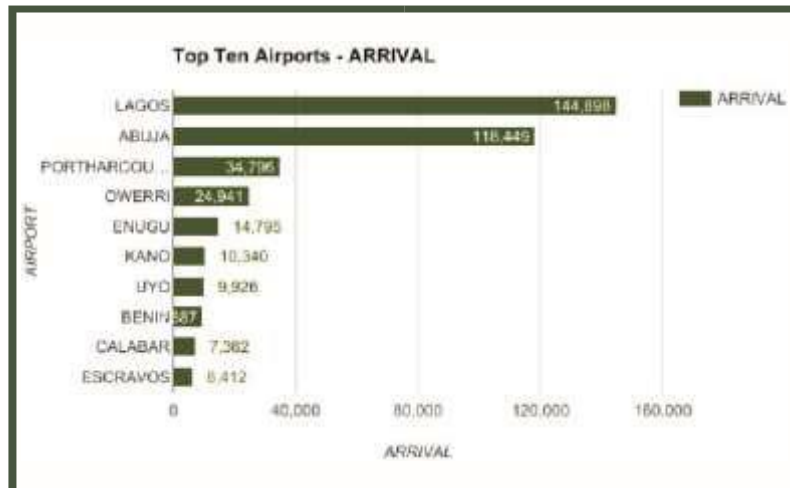
Lagos Airport recorded the highest number of Departure on Domestic Flights in November 2016

Q4 2016 and Full Year 2016 Air Transportation Data

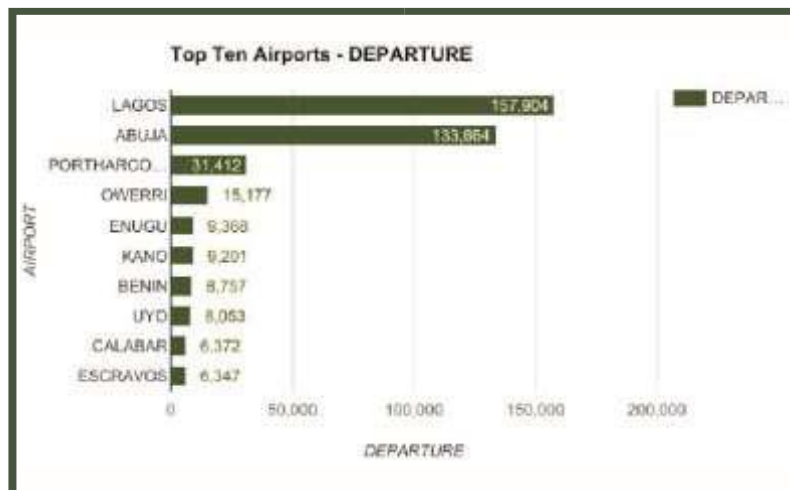
Passenger Movement – Domestic Flights
December 2016



AIRPORT	ARRIVAL	DEPARTURE
ABUJA	118,449	133,664
AKURE	542	500
ASABA	1,956	1,299
BAUCHI	432	460
BENIN	9,687	8,757
BIRIN KEBBI	1,219	998
CALABAR	7,362	6,372
DUTSE	32	29
EKET	1,736	1,524
ENUGU	14,795	9,368
ESCRAVOS	6,412	6,347
FINMA	1,839	2,000
FORCADOS	-	-
GOMBE	449	443
IBADAN	2,452	2,139
ILORIN	2,736	2,601
JOS	1,806	1,547
KADUNA	5,296	4,963
KANO	10,340	9,201
KATSINA	233	196
LAGOS	144,898	157,904
MAIDUGURI	5,769	5,647
MINNA	198	215
OSUBI	5,487	5,293
OWERRI	24,941	15,177
PORTHARCOURT	34,796	31,412
SOKOTO	1,414	1,308
UYO	9,926	8,053
YOLA	6,121	5,296
ZARIA	33	41
TOTAL	421,356	422,754



Lagos Airport recorded the highest number of Arrival on Domestic Flights in December 2016



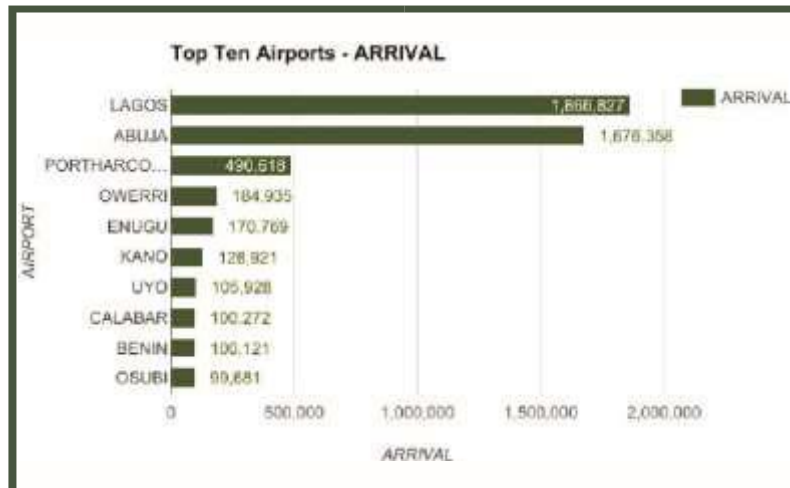
Lagos Airport recorded the highest number of Departure on Domestic Flights in December 2016

Q4 2016 and Full Year 2016 Air Transportation Data

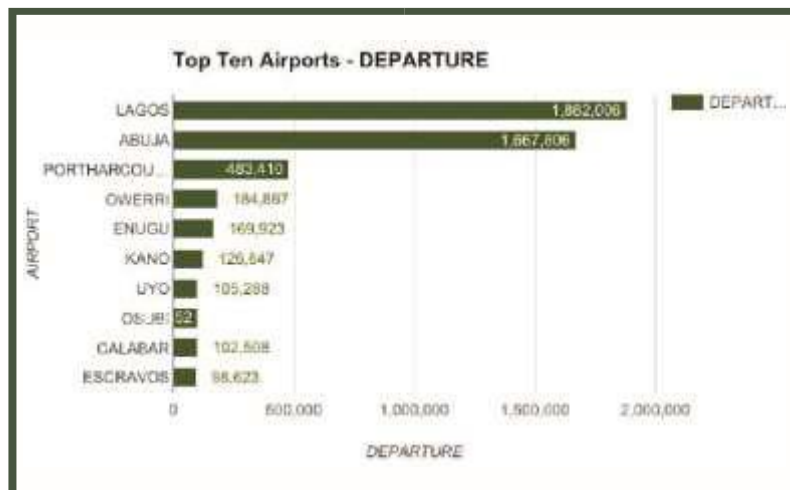
Passenger Movement – Domestic Flights 2016 Total



AIRPORT	ARRIVAL	DEPARTURE
ABUJA	1,676,358	1,667,806
AKURE	5,253	4,620
ASABA	37,990	37,170
BAUCHI	3,181	3,207
BENIN	100,121	97,569
BIRIN KEBBI	5,170	6,608
CALABAR	100,272	102,508
DUTSE	290	904
EKET	26,758	24,953
ENUGU	170,769	169,923
ESCRAVOS	99,576	98,623
FINMA	26,816	28,069
FORCADOS	3,907	4,260
GOMBE	13,335	12,830
IBADAN	35,357	35,440
ILORIN	37,944	36,777
JOS	30,016	28,974
KADUNA	65,805	61,428
KANO	128,921	126,647
KATSINA	1,569	2,007
LAGOS	1,866,827	1,882,006
MAIDUGURI	55,911	54,702
MINNA	1,155	1,374
OSUBI	99,681	103,452
OWERRI	184,935	184,867
PORTHARCOURT	490,618	483,410
SOKOTO	39,331	38,536
UYO	105,928	105,288
YOLA	76,616	76,544
ZARIA	332	364
TOTAL	5,490,742	5,480,866



Lagos Airport recorded the highest number of Arrival on Domestic Flights in 2016




Lagos Airport recorded the highest number of Departure on Domestic Flights in 2016

Q4 2016 and Full Year 2016

Air Transportation Data

Passenger Movement – Foreign Flights

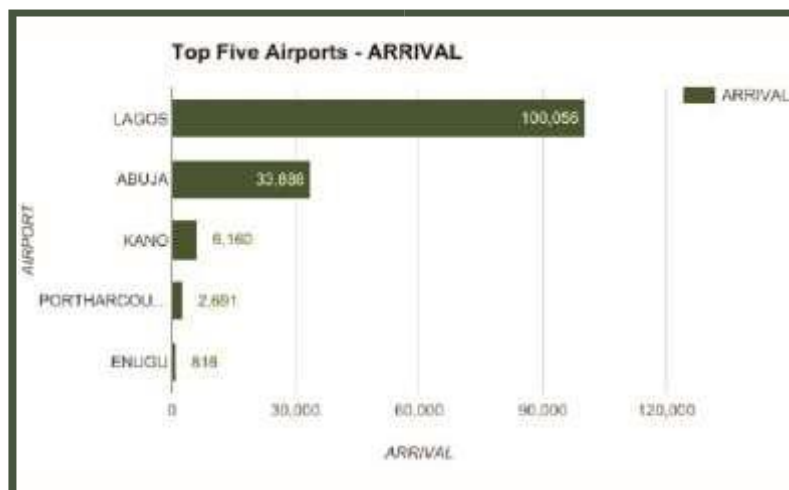


Q4 2016 and Full Year 2016 Air Transportation Data

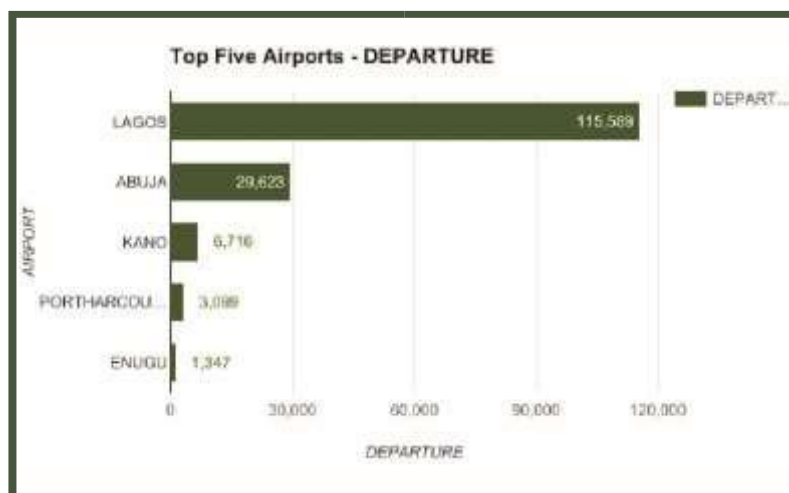
Passenger Movement – Foreign Flights
February 2016



AIRPORT	ARRIVAL	DEPARTURE
ABUJA	33,888	29,623
BAUCHI	-	-
BIRIN KEBBI	-	-
DUTSE	-	-
ENUGU	816	1,347
GOMBE	-	-
ILORIN	-	-
KADUNA	21	8
KANO	6,160	6,716
KATSINA	-	-
LAGOS	100,056	115,589
MAIDUGURI	33	3
MINNA	-	-
PORTHARCOURT	2,691	3,099
SOKOTO	-	-
UYO	-	-
YOLA	-	-
TOTAL	143,665	156,385



Lagos Airport recorded the highest number of Arrival on Foreign Flights in February 2016



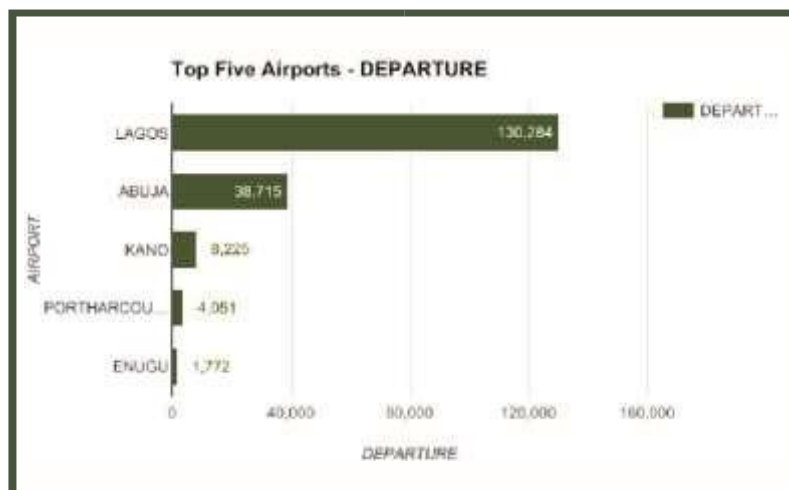
Lagos Airport recorded the highest number of Departure on Foreign Flights in February 2016

Q4 2016 and Full Year 2016 Air Transportation Data

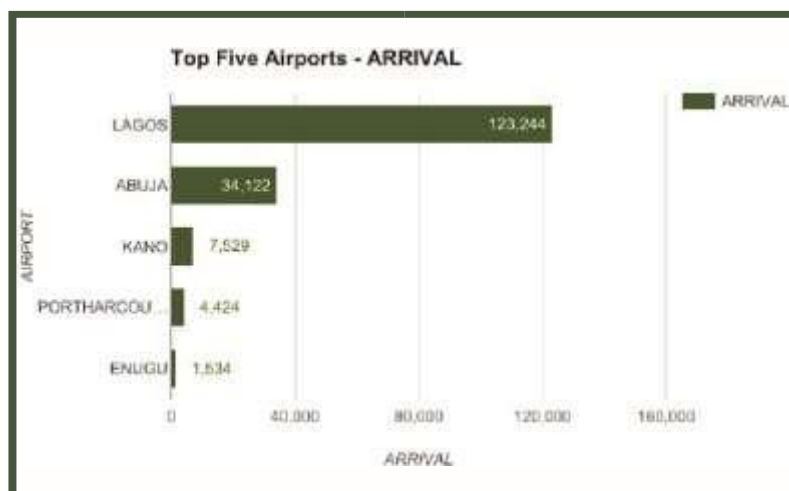
Passenger Movement – Foreign Flights
March 2016



AIRPORT	ARRIVAL	DEPARTURE
ABUJA	34,122	38,715
BAUCHI	-	-
BIRIN KEBBI	-	-
DUTSE	-	-
ENUGU	1,534	1,772
GOMBE	-	-
ILORIN	-	-
KADUNA	103	96
KANO	7,529	8,225
KATSINA	-	-
LAGOS	123,244	130,284
MAIDUGURI	-	3
MINNA	-	-
PORTHARCOURT	4,424	4,051
SOKOTO	-	-
UYO	78	-
YOLA	-	-
TOTAL	171,034	183,146



Lagos Airport recorded the highest number of Arrival on Foreign Flights in March 2016



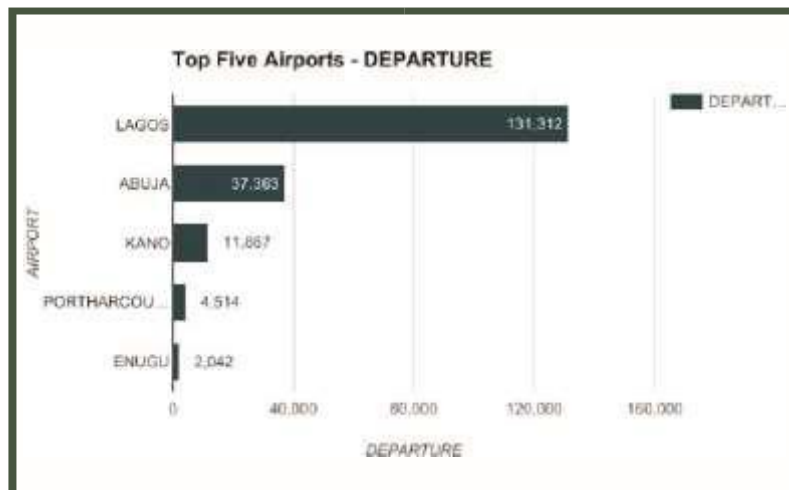
Lagos Airport recorded the highest number of Departure on Foreign Flights in March 2016

Q4 2016 and Full Year 2016 Air Transportation Data

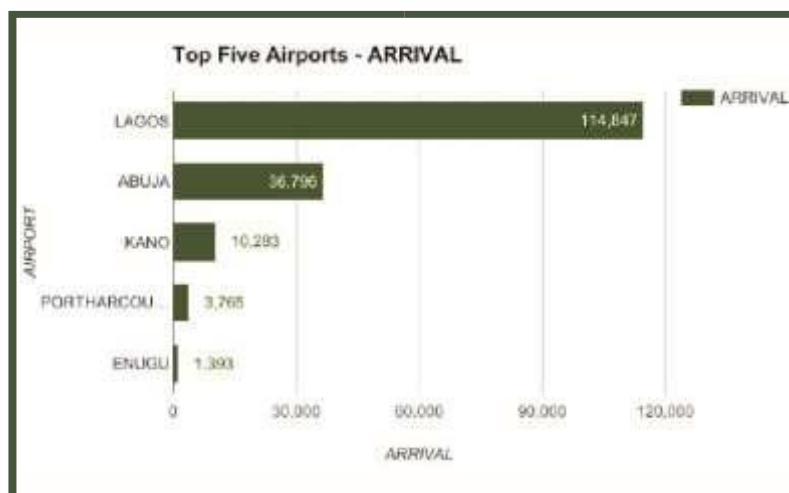
Passenger Movement – Foreign Flights
April 2016



AIRPORT	ARRIVAL	DEPARTURE
ABUJA	36,796	37,363
BAUCHI	-	-
BIRIN KEBBI	-	-
DUTSE	-	-
ENUGU	1,393	2,042
GOMBE	192	217
ILORIN	-	-
KADUNA	4	3
KANO	10,283	11,887
KATSINA	-	-
LAGOS	114,847	131,312
MAIDUGURI	-	-
MINNA	-	-
PORTHARCOURT	3,765	4,514
SOKOTO	-	-
UYO	346	-
YOLA	-	-
TOTAL	167,626	187,338



Lagos Airport recorded the highest number of Arrival on Foreign Flights in April 2016



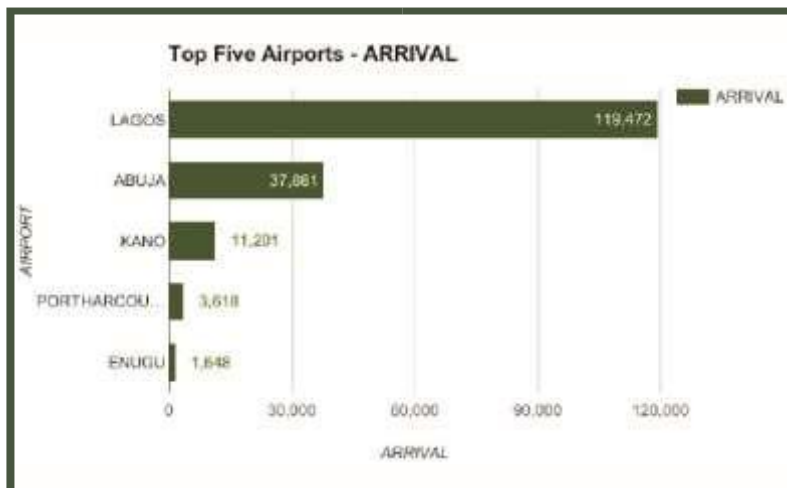
Lagos Airport recorded the highest number of Departure on Foreign Flights in April 2016

Q4 2016 and Full Year 2016 Air Transportation Data

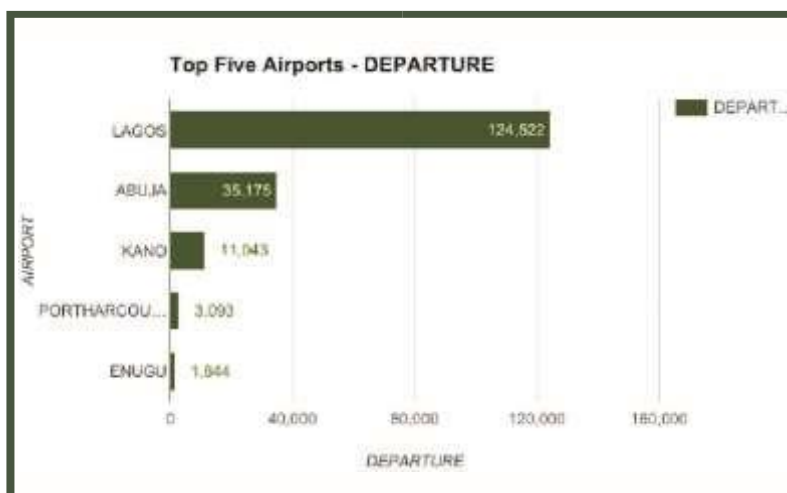
Passenger Movement – Foreign Flights
May 2016



AIRPORT	ARRIVAL	DEPARTURE
ABUJA	37,861	35,175
BAUCHI	-	-
BIRIN KEBBI	-	-
DUTSE	-	-
ENUGU	1,648	1,844
GOMBE	-	-
ILORIN	-	-
KADUNA	31	15
KANO	11,201	11,043
KATSINA	-	-
LAGOS	119,472	124,522
MAIDUGURI	-	11
MINNA	-	-
PORTHARCOURT	3,618	3,093
SOKOTO	-	-
UYO	-	-
YOLA	-	-
TOTAL	173,831	175,703



Lagos Airport recorded the highest number of Arrival on Foreign Flights in May 2016



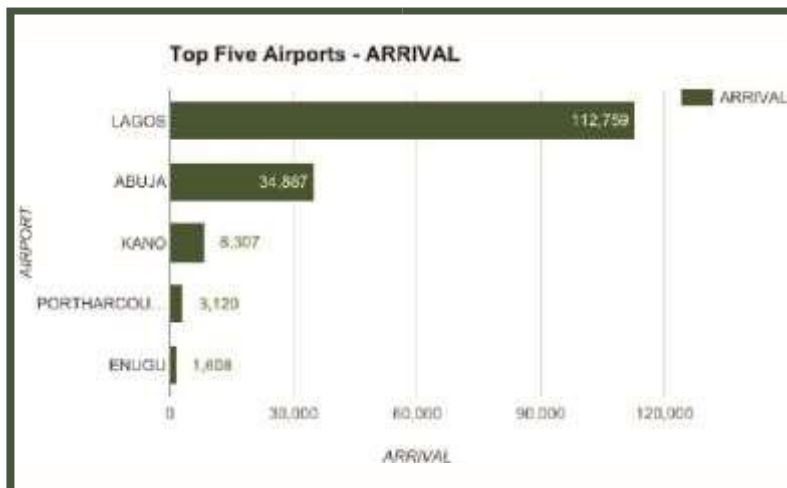
Lagos Airport recorded the highest number of Departure on Foreign Flights in May 2016

Q4 2016 and Full Year 2016 Air Transportation Data

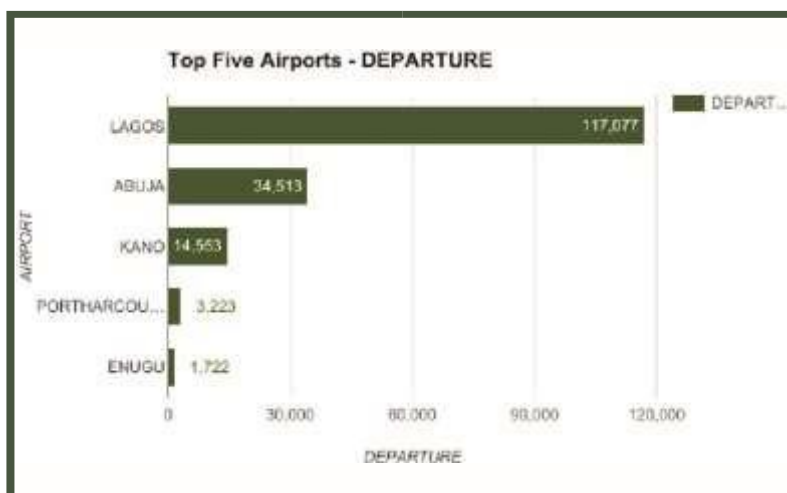
Passenger Movement – Foreign Flights
June 2016



AIRPORT	ARRIVAL	DEPARTURE
ABUJA	34,887	34,513
BAUCHI	-	-
BIRIN KEBBI	-	-
DUTSE	-	-
ENUGU	1,608	1,722
GOMBE	-	-
ILORIN	-	-
KADUNA	55	17
KANO	8,307	14,553
KATSINA	-	-
LAGOS	112,759	117,077
MAIDUGURI	-	20
MINNA	-	-
PORTHARCOURT	3,120	3,223
SOKOTO	-	218
UYO	-	-
YOLA	-	-
TOTAL	160,736	171,343



Lagos Airport recorded the highest number of Arrival on Foreign Flights in June 2016



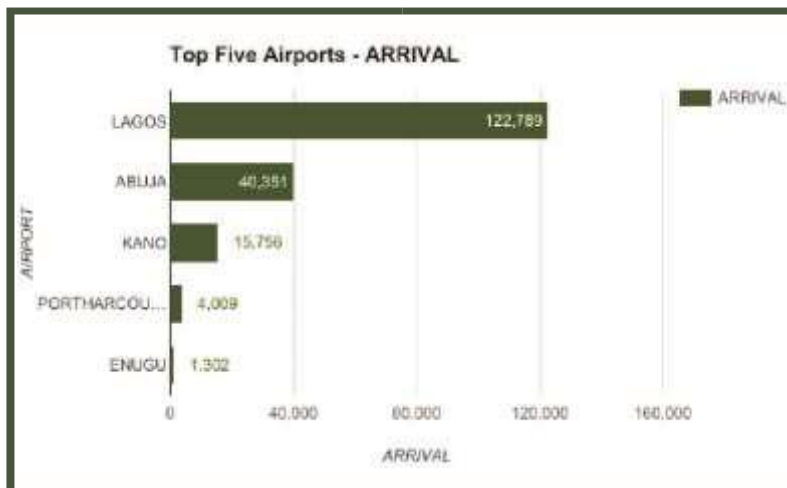
Lagos Airport recorded the highest number of Departure on Foreign Flights in June 2016

Q4 2016 and Full Year 2016 Air Transportation Data

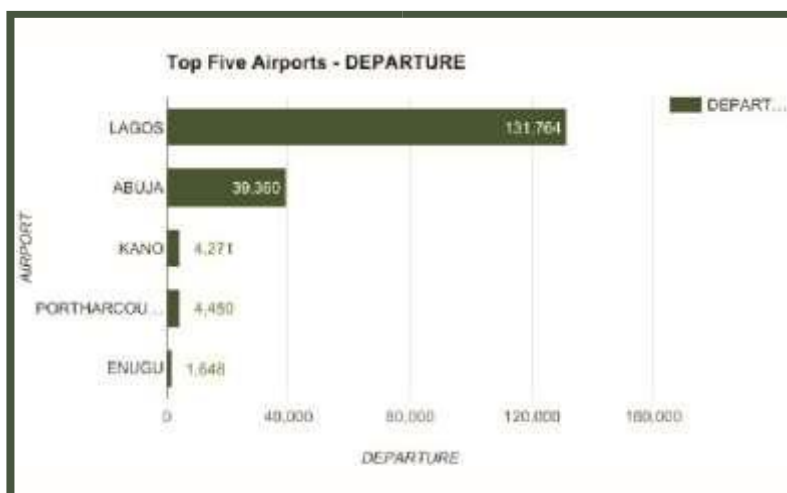
Passenger Movement – Foreign Flights
July 2016



AIRPORT	ARRIVAL	DEPARTURE
ABUJA	40,351	39,360
BAUCHI	-	-
BIRIN KEBBI	-	-
DUTSE	-	-
ENUGU	1,302	1,648
GOMBE	-	-
ILORIN	-	-
KADUNA	9	61
KANO	15,756	4,271
KATSINA	-	-
LAGOS	122,789	131,764
MAIDUGURI	24	6
MINNA	-	-
PORTHARCOURT	4,009	4,450
SOKOTO	231	-
UYO	-	-
YOLA	-	-
TOTAL	184,471	181,560



Lagos Airport recorded the highest number of Arrival on Foreign Flights in July 2016



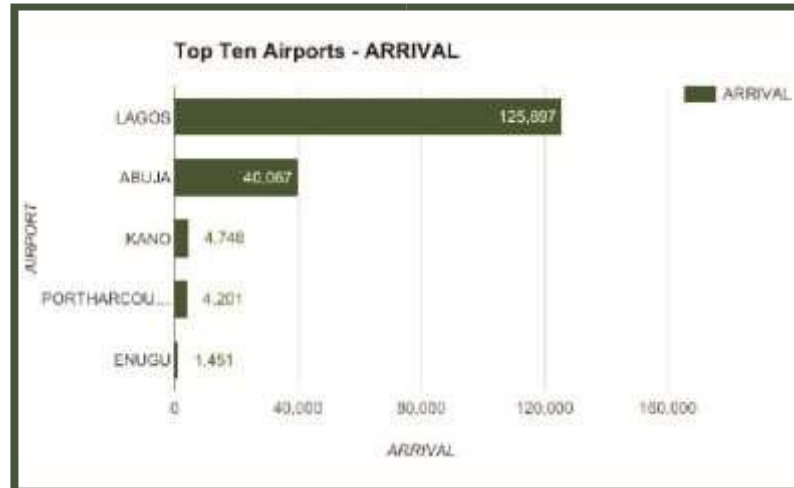
Lagos Airport recorded the highest number of Departure on Foreign Flights in July 2016

Q4 2016 and Full Year 2016 Air Transportation Data

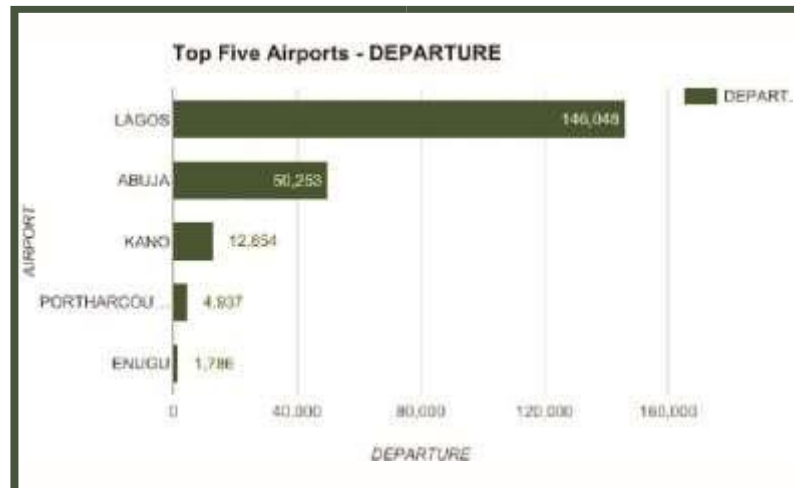
Passenger Movement – Foreign Flights
August 2016



AIRPORT	ARRIVAL	DEPARTURE
ABUJA	40,067	50,253
BAUCHI	73	2,569
BIRIN KEBBI	-	3,506
DUTSE	-	2,119
ENUGU	1,451	1,786
GOMBE	86	1,911
ILORIN	5	2,465
KADUNA	-	6,768
KANO	4,748	12,854
KATSINA	-	4,621
LAGOS	125,897	146,048
MAIDUGURI	6	3,848
MINNA	-	3,697
PORTHARCOURT	4,201	4,937
SOKOTO	19	8,794
UYO	-	-
YOLA	10	3,325
TOTAL	176,563	259,501



Lagos Airport recorded the highest number of Arrival on Foreign Flights in August 2016



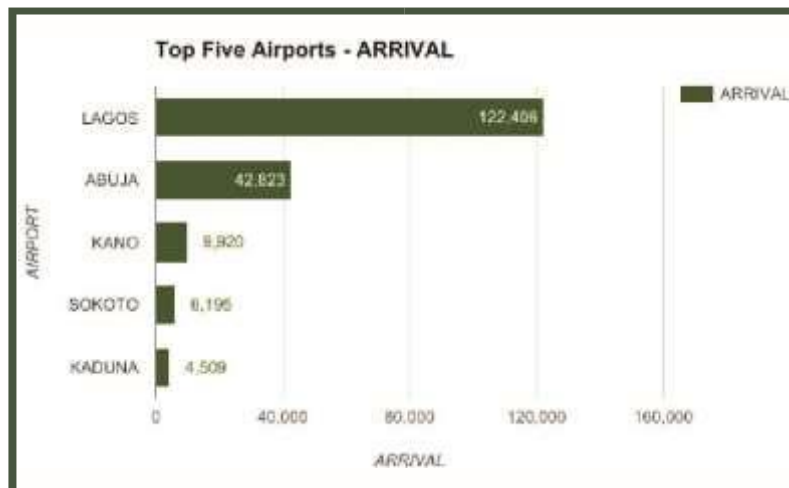
Lagos Airport recorded the highest number of Departure on Foreign Flights in August 2016

Q4 2016 and Full Year 2016 Air Transportation Data

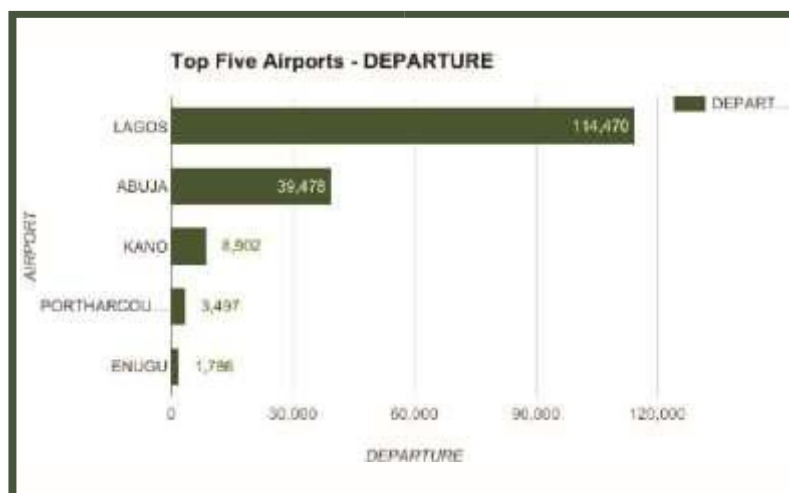
Passenger Movement – Foreign Flights
September 2016



AIRPORT	ARRIVAL	DEPARTURE
ABUJA	42,823	39,478
BAUCHI	903	-
BIRIN KEBBI	2,598	-
DUTSE	1,023	-
ENUGU	1,439	1,786
GOMBE	2,032	-
ILORIN	2,500	12
KADUNA	4,509	474
KANO	9,920	8,902
KATSINA	2,623	-
LAGOS	122,406	114,470
MAIDUGURI	3,344	13
MINNA	-	-
PORTHARCOURT	3,950	3,497
SOKOTO	6,195	502
UYO	-	-
YOLA	2,061	4
TOTAL	208,326	169,138



Lagos Airport recorded the highest number of Arrival on Foreign Flights in September 2016



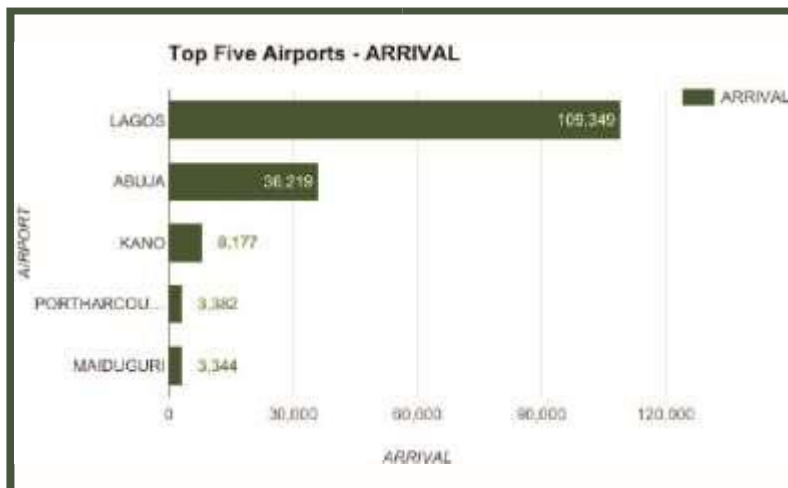
Lagos Airport recorded the highest number of Departure on Foreign Flights in September 2016

Q4 2016 and Full Year 2016 Air Transportation Data

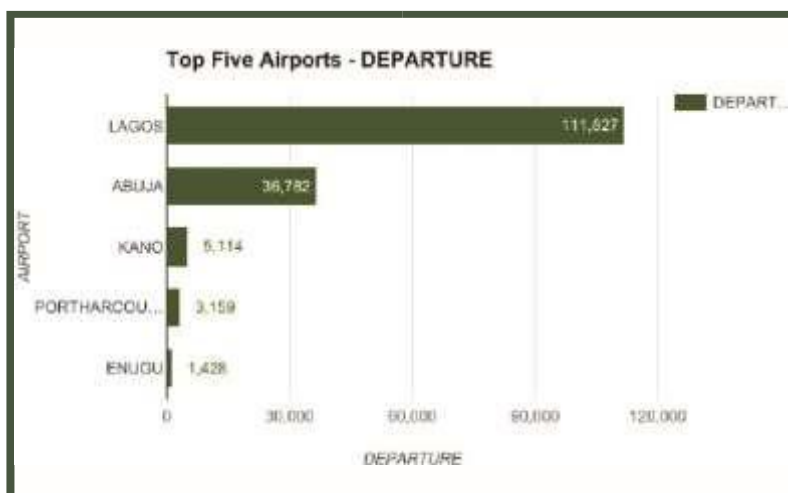
Passenger Movement – Foreign Flights
October 2016



AIRPORT	ARRIVAL	DEPARTURE
ABUJA	36,219	36,782
BAUCHI	-	-
BIRIN KEBBI	2,028	-
DUTSE	1,621	-
ENUGU	1,357	1,428
GOMBE	0	-
ILORIN	0	-
KADUNA	2,213	30
KANO	8,177	5,114
KATSINA	2,108	-
LAGOS	109,349	111,827
MAIDUGURI	3,344	13
MINNA	2,298	20
PORTHARCOURT	3,382	3,159
SOKOTO	2,532	-
UYO	-	-
YOLA	854	3
TOTAL	175,482	158,376



Lagos Airport recorded the highest number of Arrival on Foreign Flights in October 2016



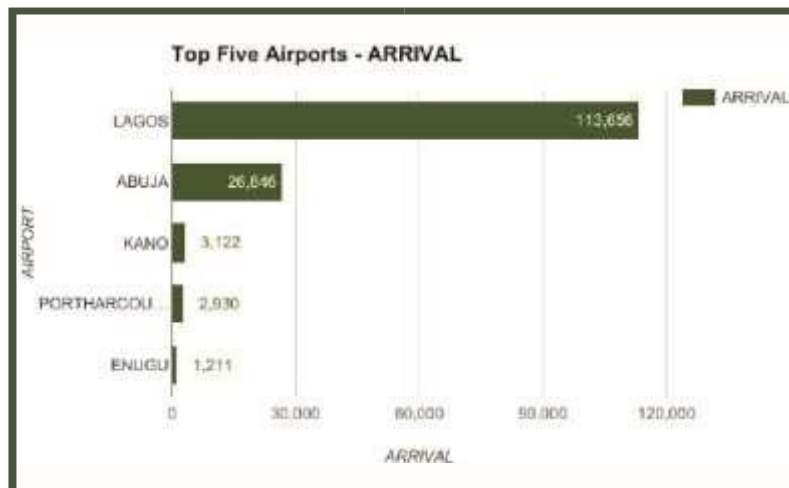
Lagos Airport recorded the highest number of Departure on Foreign Flights in October 2016

Q4 2016 and Full Year 2016 Air Transportation Data

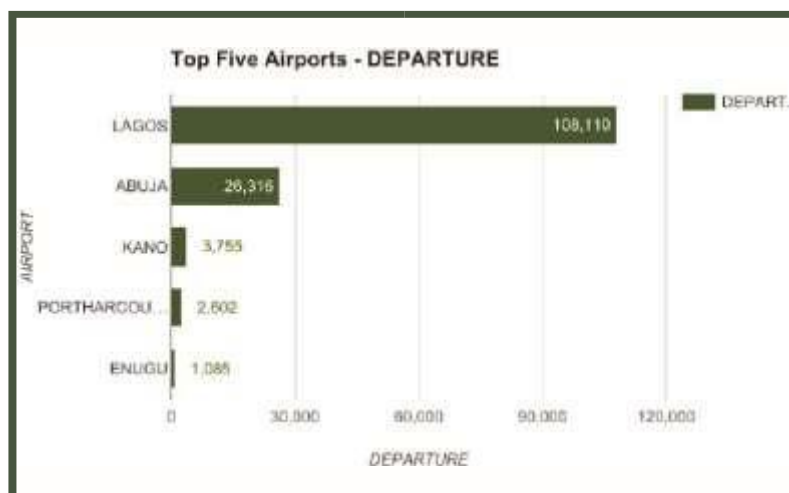
Passenger Movement – Foreign Flights
November 2016



AIRPORT	ARRIVAL	DEPARTURE
ABUJA	26,846	26,316
BAUCHI	-	-
BIRIN KEBBI	-	-
DUTSE	-	-
ENUGU	1,211	1,085
GOMBE	-	-
ILORIN	-	-
KADUNA	79	-
KANO	3,122	3,755
KATSINA	-	-
LAGOS	113,656	108,110
MAIDUGURI	502	6
MINNA	-	-
PORTHARCOURT	2,930	2,602
SOKOTO	-	-
UYO	-	-
YOLA	52	350
TOTAL	148,398	142,224



Lagos Airport recorded the highest number of Arrival on Foreign Flights in November 2016



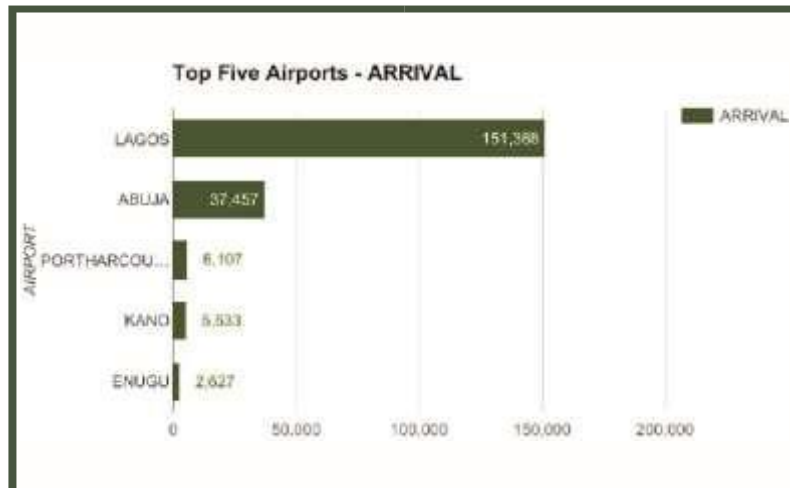
Lagos Airport recorded the highest number of Departure on Foreign Flights in November 2016

Q4 2016 and Full Year 2016 Air Transportation Data

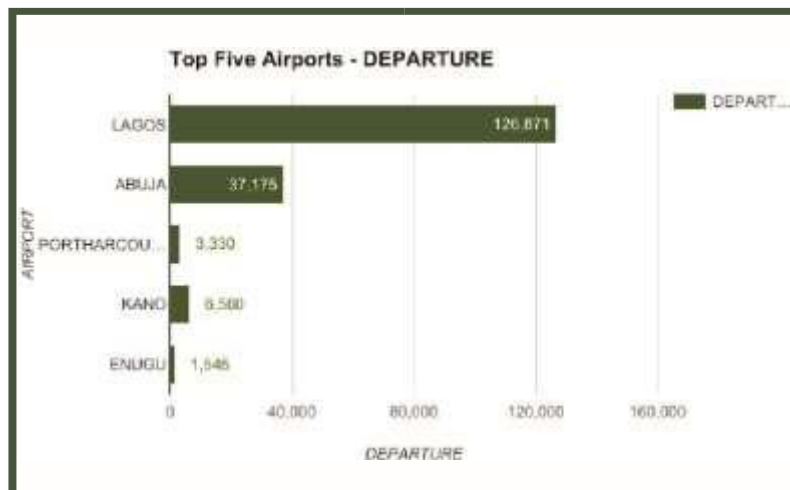
Passenger Movement – Foreign Flights
December 2016



AIRPORT	ARRIVAL	DEPARTURE
ABUJA	37,457	37,175
BAUCHI	-	-
BIRIN KEBBI	-	-
DUTSE	-	-
ENUGU	2,627	1,545
GOMBE	355	252
ILORIN	-	-
KADUNA	-	-
KANO	5,533	6,560
KATSINA	457	397
LAGOS	151,368	126,871
MAIDUGURI	29	42
MINNA	-	-
PORTHARCOURT	6,107	3,330
SOKOTO	409	457
UYO	-	-
YOLA	1,061	357
TOTAL	205,403	176,986



Lagos Airport recorded the highest number of Arrival on Foreign Flights in December 2016



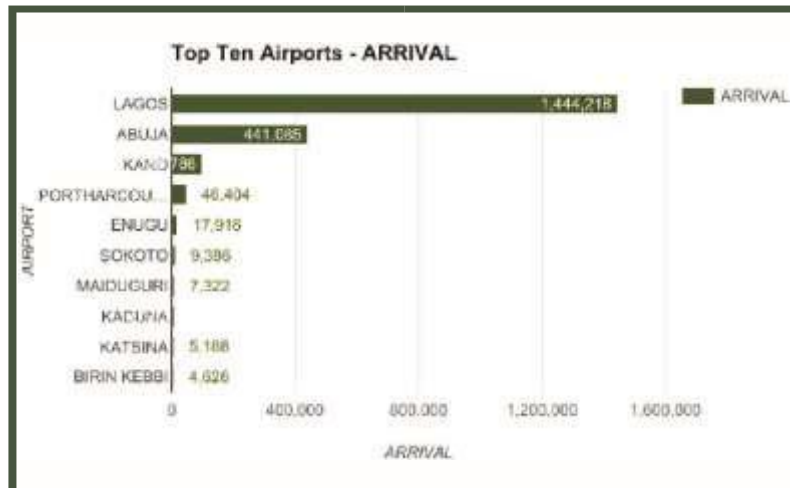
Lagos Airport recorded the highest number of Departure on Foreign Flights in December 2016

Q4 2016 and Full Year 2016 Air Transportation Data

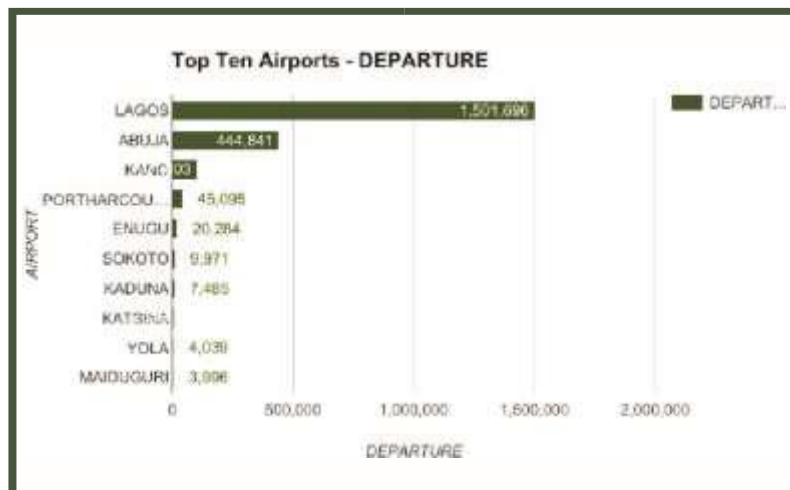
Passenger Movement – Foreign Flights 2016 Total



AIRPORT	ARRIVAL	DEPARTURE
ABUJA	441,085	444,841
BAUCHI	976	2,569
BIRIN KEBBI	4,626	3,506
DUTSE	2,644	2,119
ENUGU	17,916	20,284
GOMBE	2,857	2,597
ILORIN	2,505	2,477
KADUNA	7,103	7,485
KANO	100,786	101,803
KATSINA	5,188	5,018
LAGOS	1,444,218	1,501,696
MAIDUGURI	7,322	3,996
MINNA	2,298	3,717
PORTHARCOURT	46,404	45,095
SOKOTO	9,386	9,971
UYO	424	-
YOLA	4,038	4,039
TOTAL	2,099,776	2,161,213



Lagos Airport recorded the highest number of Arrival on Foreign Flights in 2016



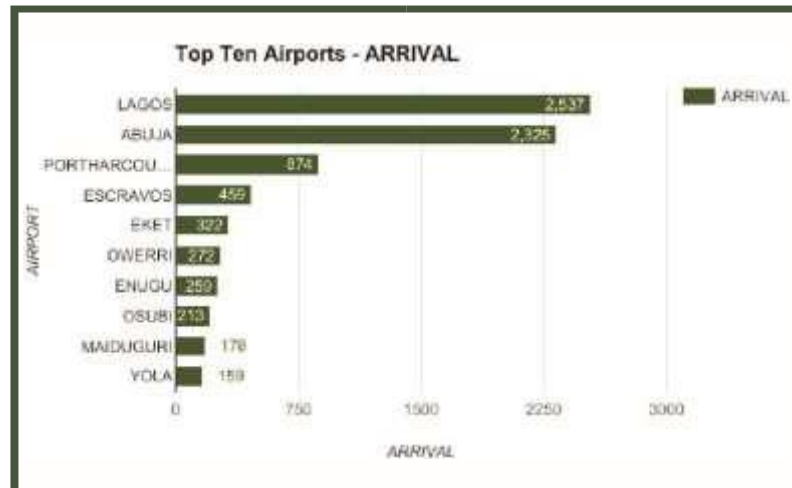
Lagos Airport recorded the highest number of Departure on Foreign Flights in 2016

Q4 2016 and Full Year 2016 Air Transportation Data

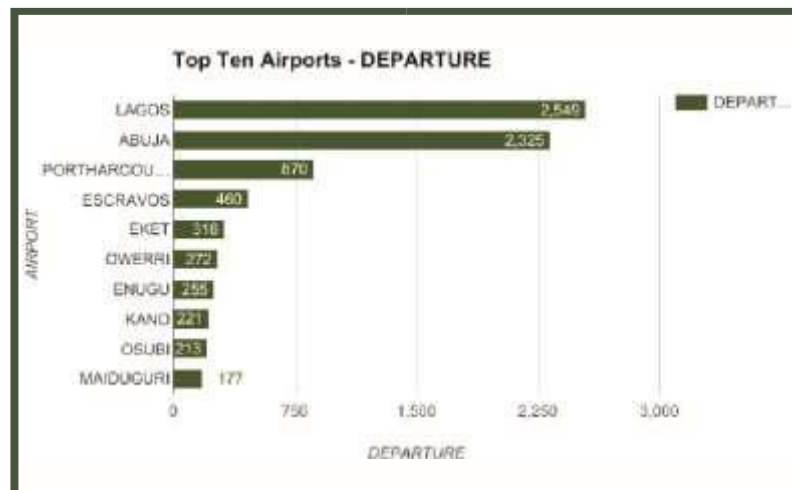
Aircraft Movement – Domestic Flights
January 2016



AIRPORT	ARRIVAL	DEPARTURE
ABUJA	2,325	2,325
AKURE	14	15
ASABA	86	85
BAUCHI	19	19
BENIN	114	110
BIRIN KEBBI	12	10
CALABAR	144	142
DUTSE	1	1
EKET	322	318
ENUGU	259	255
ESCRAVOS	459	460
FINMA	143	140
FORCADOS	66	66
GOMBE	32	31
IBADAN	84	86
ILORIN	109	109
JOS	32	30
KADUNA	129	135
KANO	34	221
KATSINA	6	4
LAGOS	2,537	2,549
MAIDUGURI	178	177
MAKURDI	-	-
MINNA	-	-
OSUBI	213	213
OWERRI	272	272
PORTHARCOURT	874	870
SOKOTO	75	75
UYO	157	157
YOLA	159	150
ZARIA	27	27
TOTAL	8,882	9,052



Lagos Airport recorded the highest number of Aircraft Movement on Arrival in January 2016



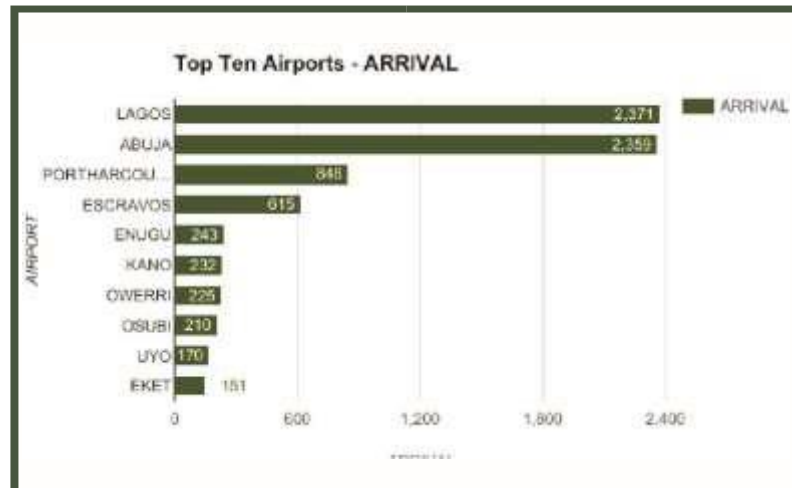
Lagos Airport recorded the highest number of Aircraft Movement on Departure in January 2016

Q4 2016 and Full Year 2016 Air Transportation Data

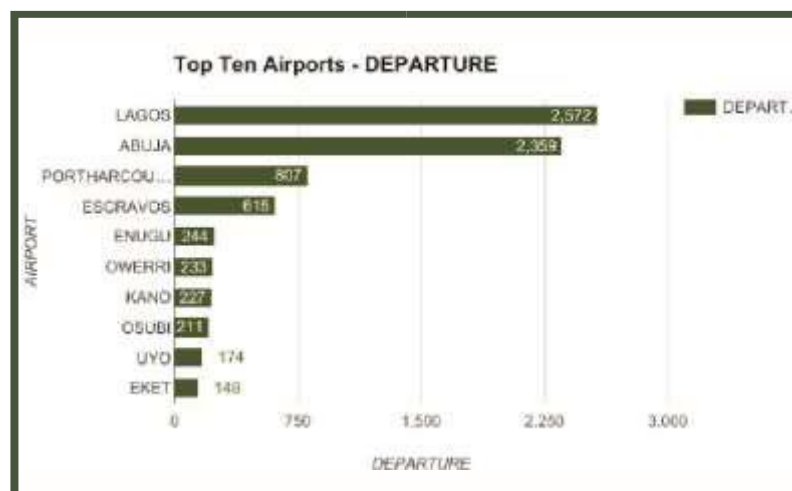
Aircraft Movement – Domestic Flights
February 2016



AIRPORT	ARRIVAL	DEPARTURE
ABUJA	2,359	2,359
AKURE	18	18
ASABA	58	59
BAUCHI	24	24
BENIN	133	129
BIRIN KEBBI	17	18
CALABAR	148	149
DUTSE	2	2
EKET	151	149
ENUGU	243	244
ESCRAVOS	615	615
FINMA	146	146
FORCADOS	95	95
GOMBE	29	30
IBADAN	64	63
ILORIN	125	120
JOS	41	41
KADUNA	121	114
KANO	232	227
KATSINA	13	13
LAGOS	2,371	2,572
MAIDUGURI	140	140
MAKURDI	-	-
MINNA	-	-
OSUBI	210	211
OWERRI	225	233
PORTHARCOURT	848	807
SOKOTO	76	75
UYO	170	174
YOLA	128	127
ZARIA	12	12
TOTAL	8,814	8,966



Lagos Airport recorded the highest number of Aircraft Movement on Arrival in February 2016



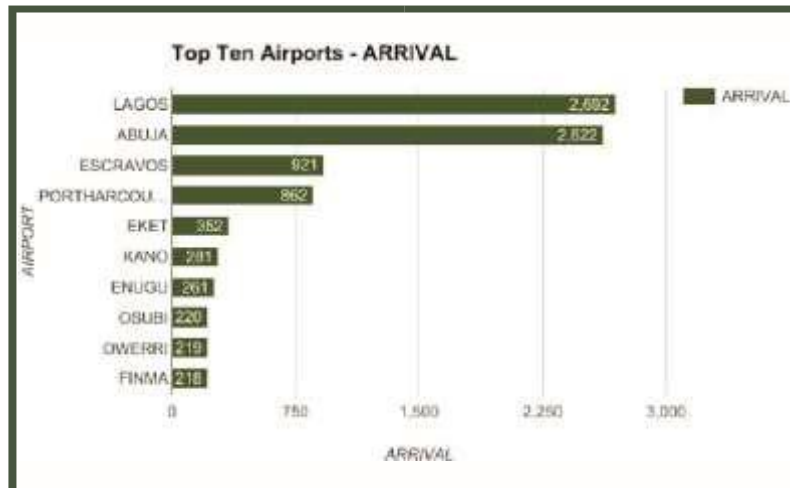
Lagos Airport recorded the highest number of Aircraft Movement on Departure in February 2016

Q4 2016 and Full Year 2016 Air Transportation Data

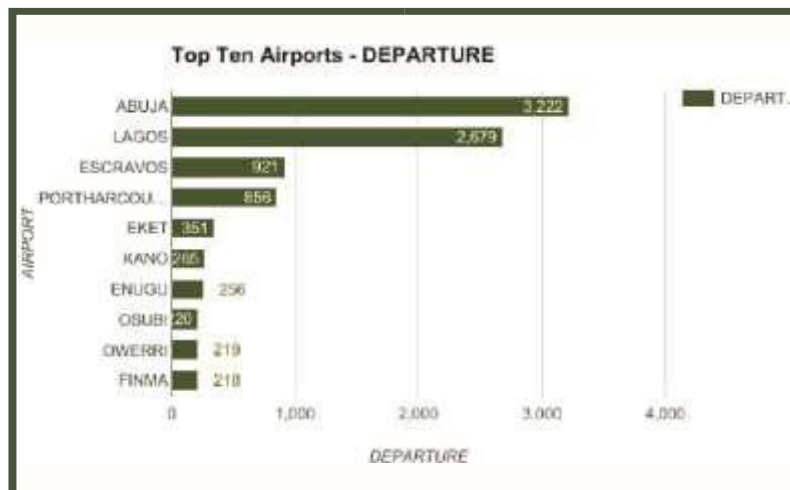
Aircraft Movement – Domestic Flights
March 2016



AIRPORT	ARRIVAL	DEPARTURE
ABUJA	2,622	3,222
AKURE	32	31
ASABA	110	110
BAUCHI	27	27
BENIN	147	134
BIRIN KEBBI	5	9
CALABAR	161	165
DUTSE	1	1
EKET	352	351
ENUGU	261	256
ESCRAVOS	921	921
FINMA	218	218
FORCADOS	131	131
GOMBE	32	32
IBADAN	100	100
ILORIN	140	140
JOS	47	48
KADUNA	164	158
KANO	281	265
KATSINA	36	36
LAGOS	2,692	2,679
MAIDUGURI	164	164
MAKURDI	-	-
MINNA	-	-
OSUBI	220	220
OWERRI	219	219
PORTHARCOURT	862	856
SOKOTO	101	101
UYO	176	177
YOLA	146	147
ZARIA	13	13
TOTAL	10,381	10,931



Lagos Airport recorded the highest number of Aircraft Movement on Arrival in March 2016



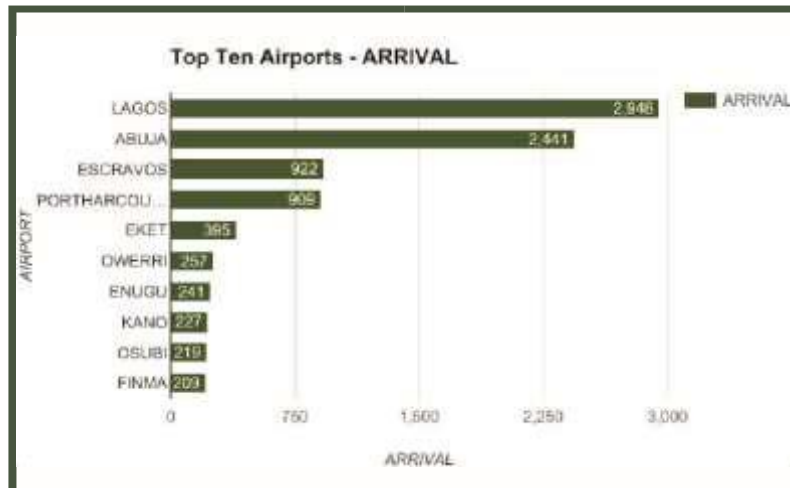
Lagos Airport recorded the highest number of Aircraft Movement on Departure in March 2016

Q4 2016 and Full Year 2016 Air Transportation Data

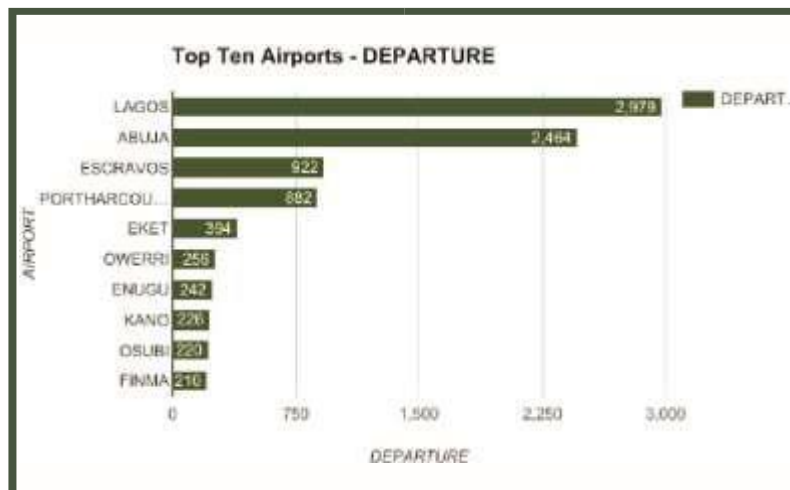
Aircraft Movement – Domestic Flights
April 2016



AIRPORT	ARRIVAL	DEPARTURE
ABUJA	2,441	2,464
AKURE	34	34
ASABA	108	108
BAUCHI	44	44
BENIN	177	173
BIRIN KEBBI	15	17
CALABAR	155	157
DUTSE	5	5
EKET	395	394
ENUGU	241	242
ESCRAVOS	922	922
FINMA	209	210
FORCADOS	122	122
GOMBE	37	37
IBADAN	83	82
ILORIN	148	139
JOS	43	43
KADUNA	157	149
KANO	227	226
KATSINA	14	14
LAGOS	2,948	2,979
MAIDUGURI	181	177
MAKURDI	-	-
MINNA	19	19
OSUBI	219	220
OWERRI	257	256
PORTHARCOURT	909	882
SOKOTO	79	79
UYO	184	183
YOLA	161	158
ZARIA	17	19
TOTAL	10,551	10,554



Lagos Airport recorded the highest number of Aircraft Movement on Arrival in April 2016



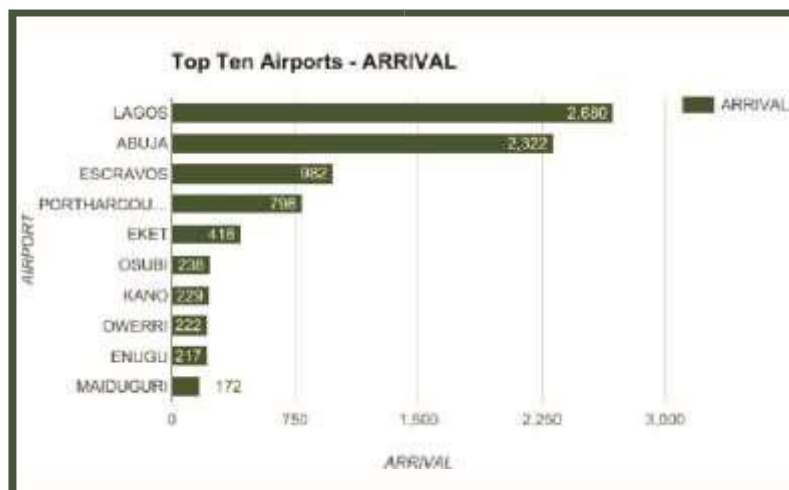
Lagos Airport recorded the highest number of Aircraft Movement on Departure in April 2016

Q4 2016 and Full Year 2016 Air Transportation Data

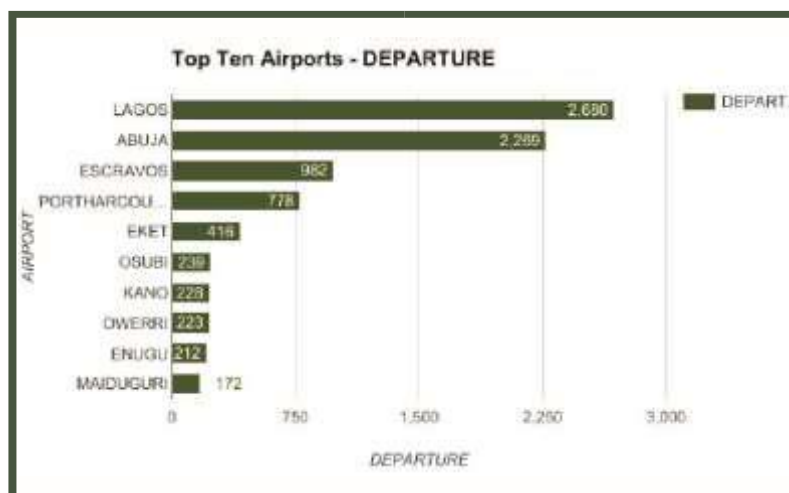
Aircraft Movement – Domestic Flights
May 2016



AIRPORT	ARRIVAL	DEPARTURE
ABUJA	2,322	2,269
AKURE	40	40
ASABA	95	95
BAUCHI	15	15
BENIN	143	143
BIRIN KEBBI	13	11
CALABAR	142	142
DUTSE	9	9
EKET	418	416
ENUGU	217	212
ESCRAVOS	982	982
FINMA	149	150
FORCADOS	-	-
GOMBE	28	28
IBADAN	96	96
ILORIN	132	131
JOS	41	41
KADUNA	160	153
KANO	229	228
KATSINA	44	44
LAGOS	2,680	2,680
MAIDUGURI	172	172
MAKURDI	-	-
MINNA	15	15
OSUBI	238	239
OWERRI	222	223
PORTHARCOURT	798	778
SOKOTO	83	83
UYO	155	155
YOLA	145	143
ZARIA	10	13
TOTAL	9,793	9,706



Lagos Airport recorded the highest number of Aircraft Movement on Arrival in May 2016



Lagos Airport recorded the highest number of Aircraft Movement on Departure in May 2016

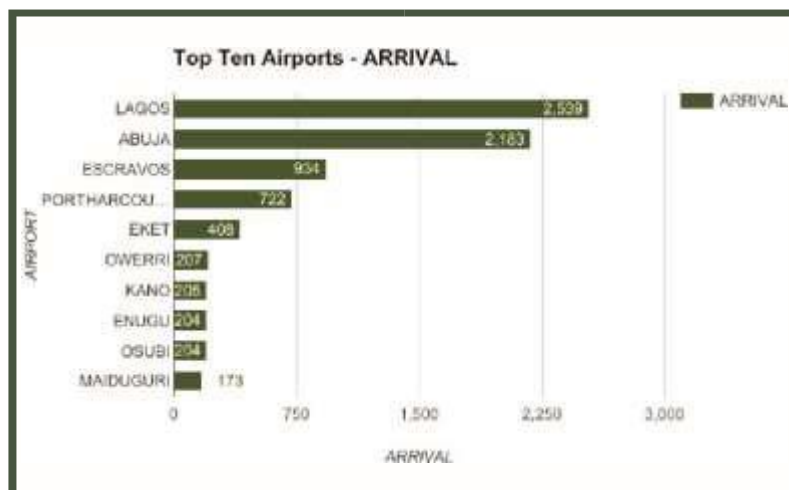
Q4 2016 and Full Year 2016

Air Transportation Data

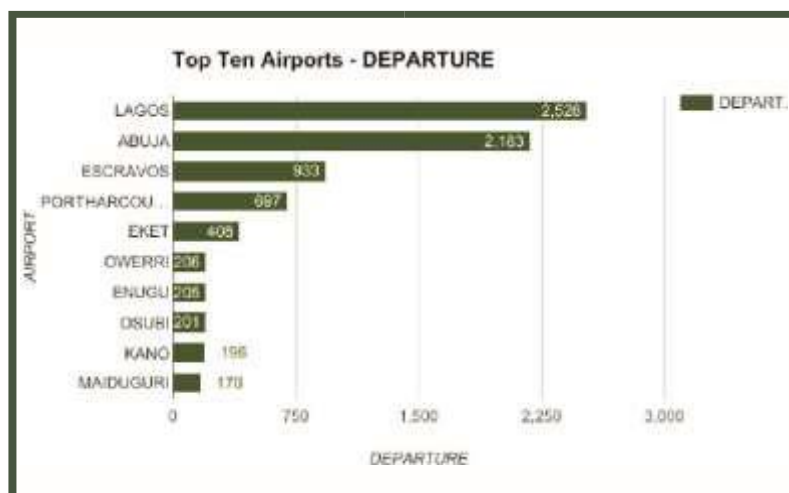
Aircraft Movement – Domestic Flights
June 2016



AIRPORT	ARRIVAL	DEPARTURE
ABUJA	2,183	2,183
AKURE	34	34
ASABA	87	88
BAUCHI	26	24
BENIN	148	146
BIRIN KEBBI	10	10
CALABAR	134	137
DUTSE	11	11
EKET	408	408
ENUGU	204	205
ESCRAVOS	934	933
FINMA	133	132
FORCADOS	-	-
GOMBE	26	26
IBADAN	80	81
ILORIN	110	107
JOS	37	38
KADUNA	118	121
KANO	205	196
KATSINA	17	17
LAGOS	2,539	2,528
MAIDUGURI	173	170
MAKURDI	-	-
MINNA	8	8
OSUBI	204	201
OWERRI	207	206
PORTHARCOURT	722	697
SOKOTO	81	81
UYO	129	128
YOLA	150	144
ZARIA	18	15
TOTAL	9,136	9,075



Lagos Airport recorded the highest number of Aircraft Movement on Arrival in June 2016



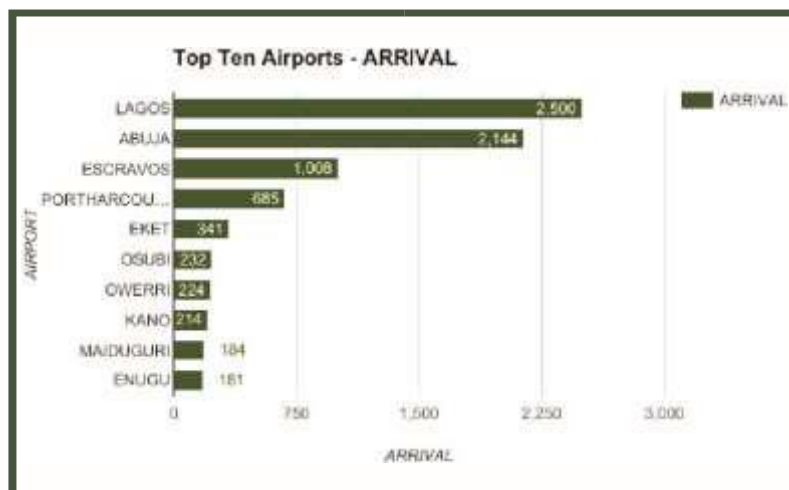
Lagos Airport recorded the highest number of Aircraft Movement on Departure in June 2016

Q4 2016 and Full Year 2016 Air Transportation Data

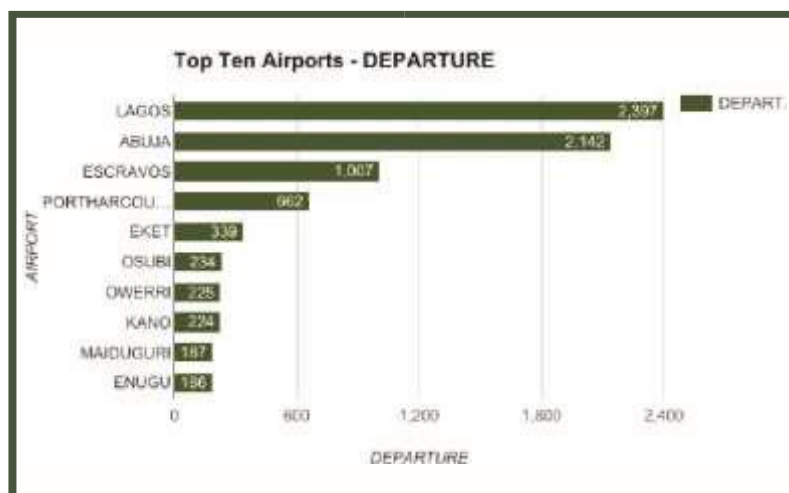
Aircraft Movement – Domestic Flights July 2016



AIRPORT	ARRIVAL	DEPARTURE
ABUJA	2,144	2,142
AKURE	30	31
ASABA	87	87
BAUCHI	22	22
BENIN	133	130
BIRIN KEBBI	5	5
CALABAR	125	125
DUTSE	4	4
EKET	341	339
ENUGU	181	186
ESCRAVOS	1,008	1,007
FINMA	135	135
FORCADOS	-	-
GOMBE	27	27
IBADAN	84	80
ILORIN	105	106
JOS	34	33
KADUNA	179	173
KANO	214	224
KATSINA	42	39
LAGOS	2,500	2,397
MAIDUGURI	184	187
MAKURDI	-	-
MINNA	20	21
OSUBI	232	234
OWERRI	224	225
PORTHARCOURT	685	662
SOKOTO	97	100
UYO	130	130
YOLA	129	126
ZARIA	3	3
TOTAL	9,104	8,980



Lagos Airport recorded the highest number of Aircraft Movement on Arrival in July 2016



Lagos Airport recorded the highest number of Aircraft Movement on Departure in July 2016

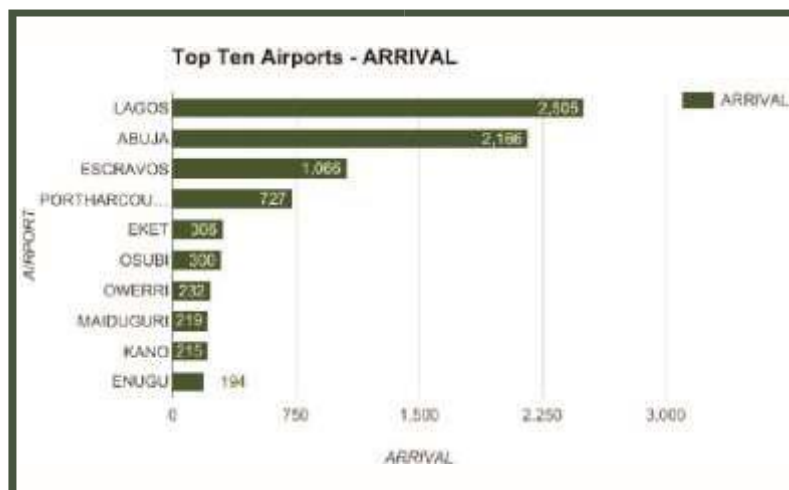
Q4 2016 and Full Year 2016

Air Transportation Data

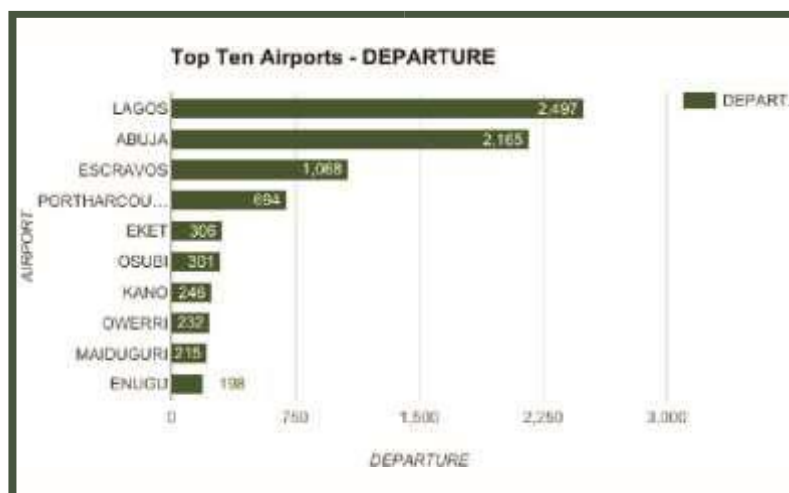
Aircraft Movement – Domestic Flights
August 2016



AIRPORT	ARRIVAL	DEPARTURE
ABUJA	2,166	2,165
AKURE	37	37
ASABA	88	88
BAUCHI	11	10
BENIN	127	125
BIRIN KEBBI	13	8
CALABAR	130	131
DUTSE	6	3
EKET	306	306
ENUGU	194	198
ESCRAVOS	1,066	1,068
FINMA	129	129
FORCADOS	-	-
GOMBE	31	31
IBADAN	80	76
ILORIN	109	108
JOS	50	51
KADUNA	178	160
KANO	215	246
KATSINA	19	10
LAGOS	2,505	2,497
MAIDUGURI	219	215
MAKURDI	-	-
MINNA	13	13
OSUBI	300	301
OWERRI	232	232
PORTHARCOURT	727	694
SOKOTO	75	74
UYO	150	147
YOLA	145	140
ZARIA	4	4
TOTAL	9,325	9,267



Lagos Airport recorded the highest number of Aircraft Movement on Arrival in August 2016



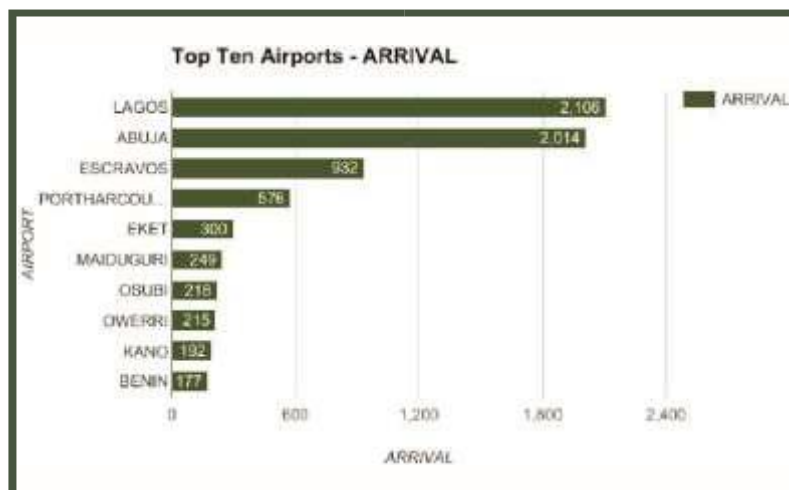
Lagos Airport recorded the highest number of Aircraft Movement on Departure in August 2016

Q4 2016 and Full Year 2016 Air Transportation Data

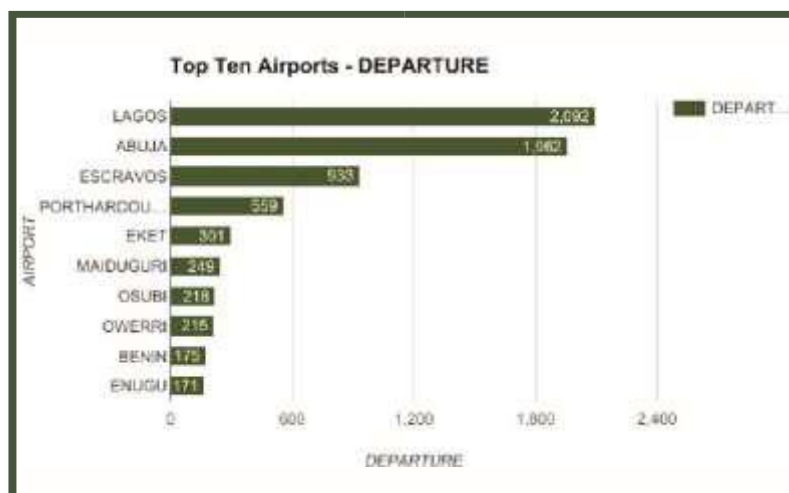
Aircraft Movement – Domestic Flights
September 2016



AIRPORT	ARRIVAL	DEPARTURE
ABUJA	2,014	1,962
AKURE	23	23
ASABA	65	65
BAUCHI	8	11
BENIN	177	175
BIRIN KEBBI	18	26
CALABAR	122	121
DUTSE	1	3
EKET	300	301
ENUGU	172	171
ESCRAVOS	932	933
FINMA	124	124
FORCADOS	-	-
GOMBE	27	29
IBADAN	81	86
ILORIN	105	105
JOS	43	43
KADUNA	162	168
KANO	192	168
KATSINA	29	32
LAGOS	2,106	2,092
MAIDUGURI	249	249
MAKURDI	-	-
MINNA	15	15
OSUBI	218	218
OWERRI	215	215
PORTHARCOURT	576	559
SOKOTO	43	39
UYO	124	124
YOLA	125	120
ZARIA	-	-
TOTAL	8,266	8,177



Lagos Airport recorded the highest number of Aircraft Movement on Arrival in September 2016



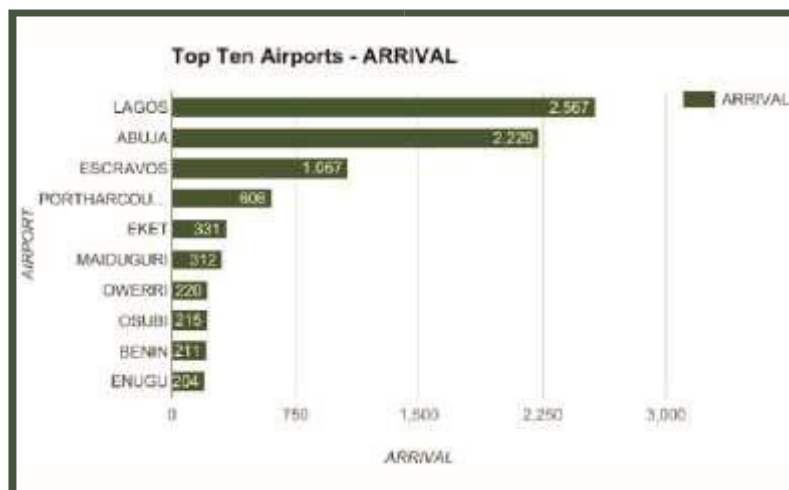
Lagos Airport recorded the highest number of Aircraft Movement on Departure in September 2016

Q4 2016 and Full Year 2016 Air Transportation Data

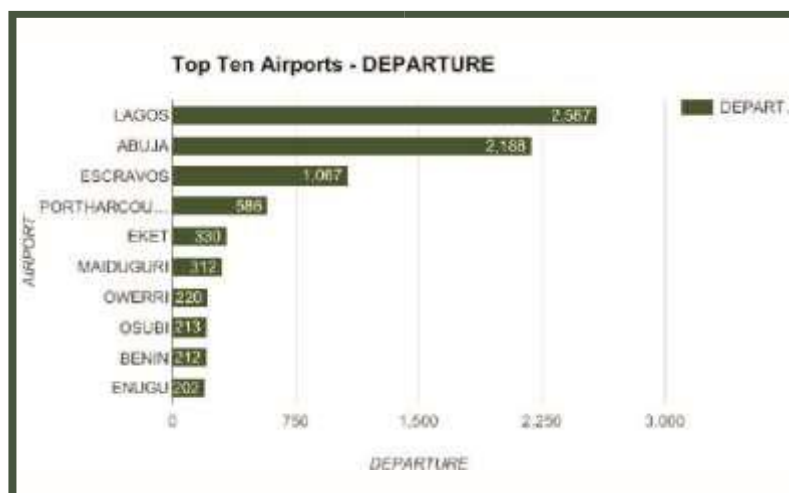
Aircraft Movement – Domestic Flights
October 2016



AIRPORT	ARRIVAL	DEPARTURE
ABUJA	2,229	2,188
AKURE	40	40
ASABA	68	68
BAUCHI	24	23
BENIN	211	212
BIRIN KEBBI	28	31
CALABAR	117	117
DUTSE	4	6
EKET	331	330
ENUGU	204	202
ESCRAVOS	1,067	1,067
FINMA	134	134
FORCADOS	-	-
GOMBE	32	33
IBADAN	74	73
ILORIN	118	117
JOS	43	43
KADUNA	156	162
KANO	175	155
KATSINA	55	53
LAGOS	2,567	2,587
MAIDUGURI	312	312
MAKURDI	-	-
MINNA	15	18
OSUBI	215	213
OWERRI	220	220
PORTHARCOURT	606	586
SOKOTO	56	56
UYO	128	128
YOLA	147	136
ZARIA	4	6
TOTAL	9,380	9,316



Lagos Airport recorded the highest number of Aircraft Movement on Arrival in October 2016



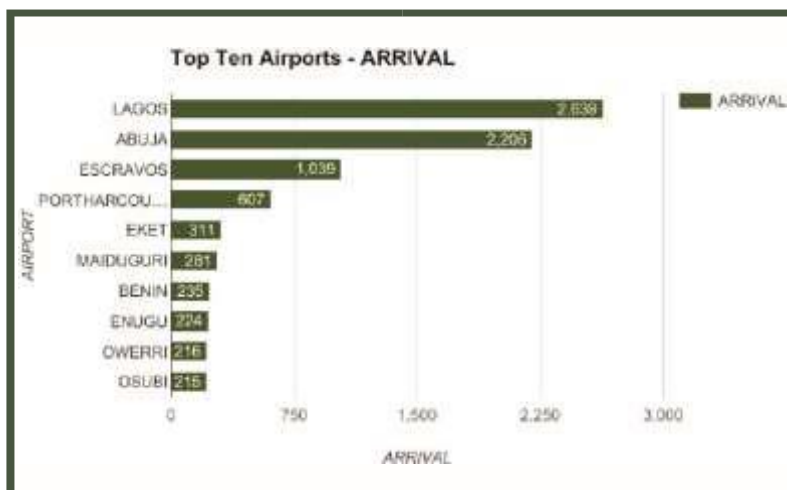
Lagos Airport recorded the highest number of Aircraft Movement on Departure in October 2016

Q4 2016 and Full Year 2016 Air Transportation Data

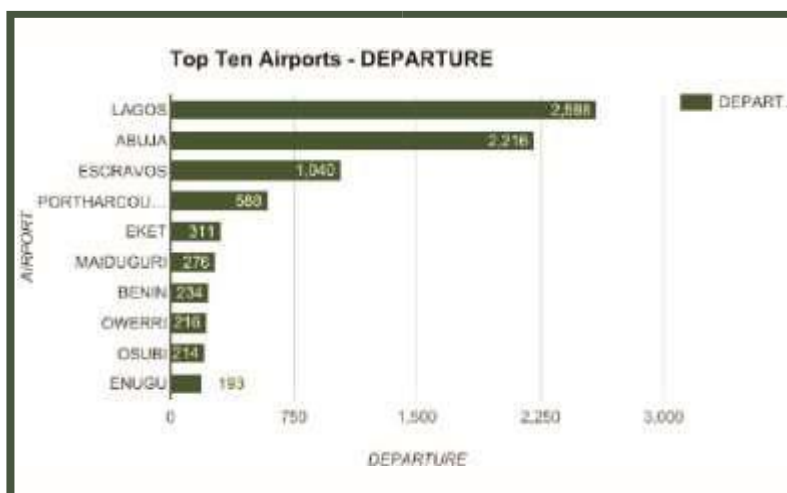
Aircraft Movement – Domestic Flights
November 2016



AIRPORT	ARRIVAL	DEPARTURE
ABUJA	2,206	2,216
AKURE	75	75
ASABA	87	87
BAUCHI	20	26
BENIN	235	234
BIRIN KEBBI	22	23
CALABAR	109	109
DUTSE	5	6
EKET	311	311
ENUGU	224	193
ESCRAVOS	1,039	1,040
FINMA	132	134
FORCADOS	-	-
GOMBE	25	25
IBADAN	101	100
ILORIN	144	144
JOS	42	42
KADUNA	177	164
KANO	162	154
KATSINA	10	10
LAGOS	2,639	2,598
MAIDUGURI	281	276
MAKURDI	-	-
MINNA	20	19
OSUBI	215	214
OWERRI	216	216
PORTHARCOURT	607	588
SOKOTO	115	115
UYO	133	133
YOLA	142	141
ZARIA	16	15
TOTAL	9,510	9,408



Lagos Airport recorded the highest number of Aircraft Movement on Arrival in November 2016



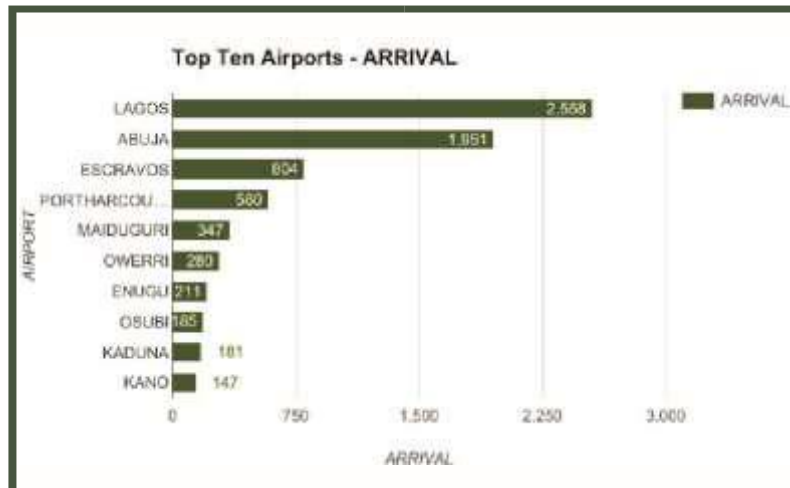
Lagos Airport recorded the highest number of Aircraft Movement on Departure in November 2016

Q4 2016 and Full Year 2016 Air Transportation Data

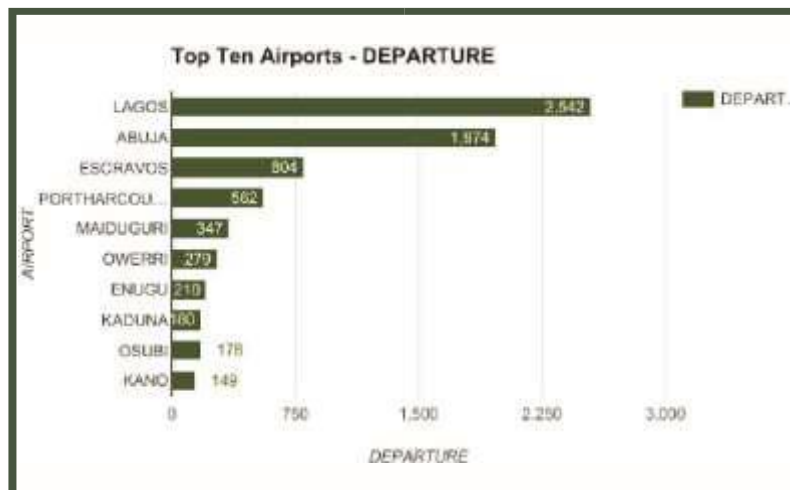
Aircraft Movement – Domestic Flights
December 2016



AIRPORT	ARRIVAL	DEPARTURE
ABUJA	1,951	1,974
AKURE	40	40
ASABA	57	57
BAUCHI	31	27
BENIN	141	141
BIRIN KEBBI	23	21
CALABAR	95	95
DUTSE	1	1
EKET	113	112
ENUGU	211	210
ESCRAVOS	804	804
FINMA	111	111
FORCADOS	-	-
GOMBE	19	19
IBADAN	88	88
ILORIN	102	100
JOS	36	35
KADUNA	181	180
KANO	147	149
KATSINA	29	30
LAGOS	2,558	2,542
MAIDUGURI	347	347
MAKURDI	-	-
MINNA	9	9
OSUBI	185	178
OWERRI	280	279
PORTHARCOURT	580	562
SOKOTO	63	63
UYO	127	127
YOLA	107	108
ZARIA	12	12
TOTAL	8,448	8,421



Lagos Airport recorded the highest number of Aircraft Movement on Arrival in December 2016



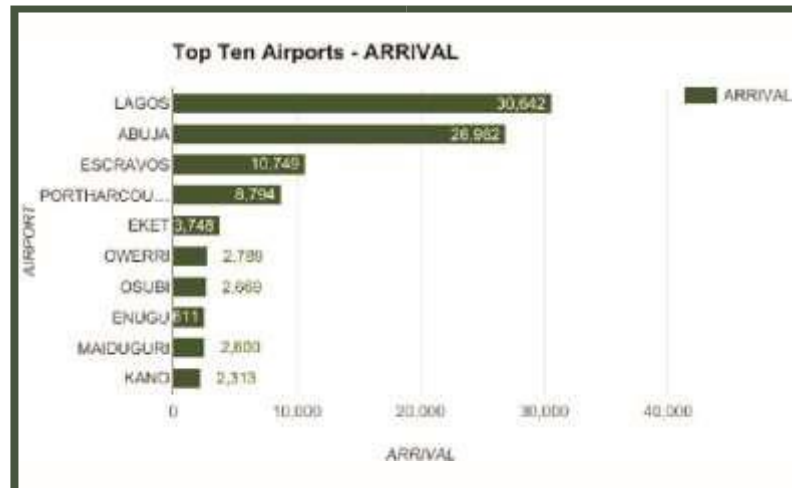
Lagos Airport recorded the highest number of Aircraft Movement on Departure in December 2016

Q4 2016 and Full Year 2016 Air Transportation Data

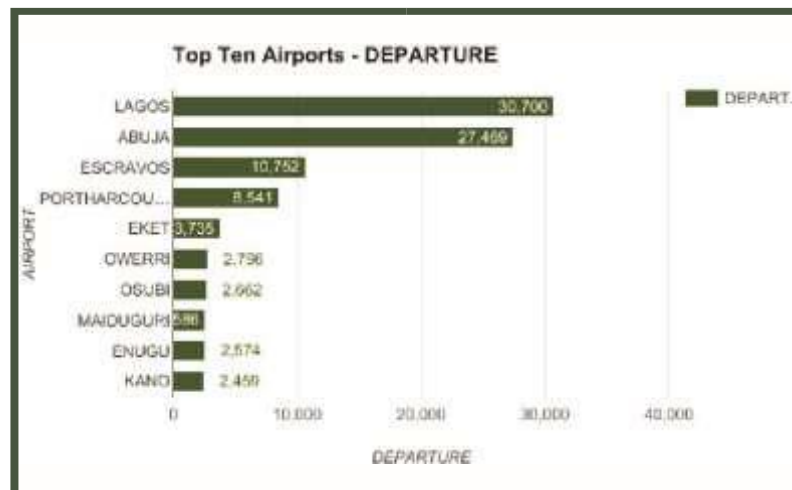
Aircraft Movement – Domestic Flights 2016 Total



AIRPORT	ARRIVAL	DEPARTURE
ABUJA	26,962	27,469
AKURE	417	418
ASABA	996	997
BAUCHI	271	272
BENIN	1,886	1,852
BIRIN KEBBI	181	189
CALABAR	1,582	1,590
DUTSE	50	52
EKET	3,748	3,735
ENUGU	2,611	2,574
ESCRAVOS	10,749	10,752
FINMA	1,763	1,763
FORCADOS	414	414
GOMBE	345	348
IBADAN	1,015	1,011
ILORIN	1,447	1,426
JOS	489	488
KADUNA	1,882	1,837
KANO	2,313	2,459
KATSINA	314	302
LAGOS	30,642	30,700
MAIDUGURI	2,600	2,586
MAKURDI	-	-
MINNA	134	137
OSUBI	2,669	2,662
OWERRI	2,789	2,796
PORTHARCOURT	8,794	8,541
SOKOTO	944	941
UYO	1,763	1,763
YOLA	1,684	1,640
ZARIA	136	139
TOTAL	111,590	111,853



Lagos Airport recorded the highest number of Aircraft Movement on Arrival in 2016



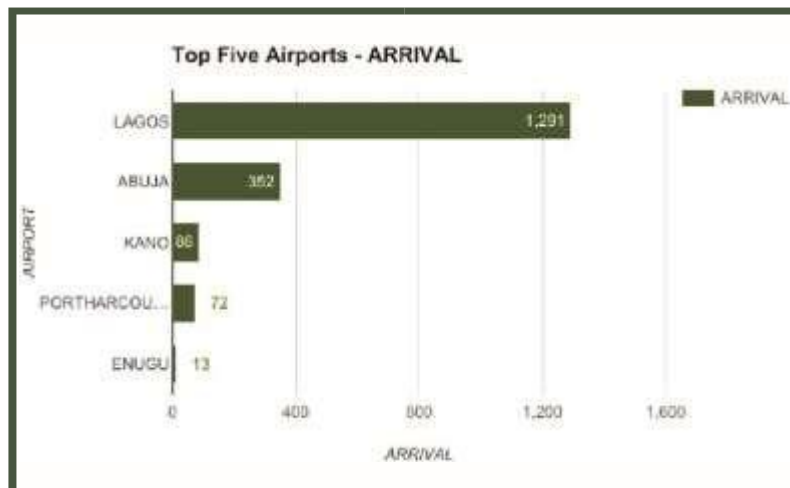
Lagos Airport recorded the highest number of Aircraft Movement on Departure in 2016

Q4 2016 and Full Year 2016 Air Transportation Data

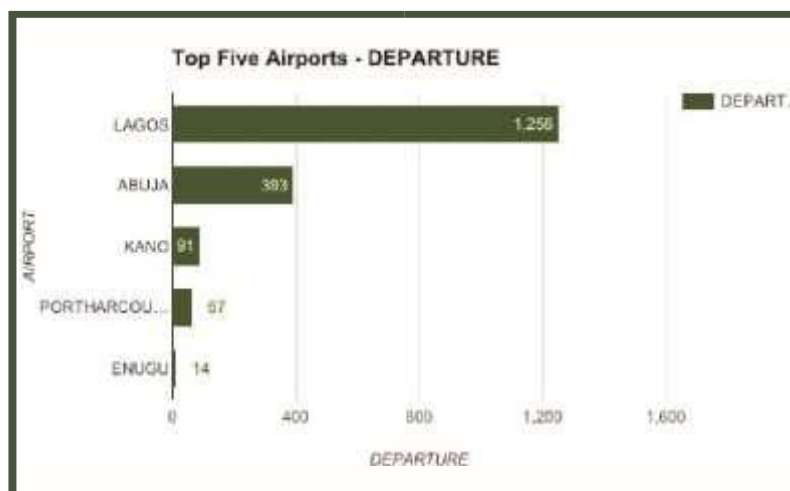
Aircraft Movement – Foreign Flights
January 2016



AIRPORT	ARRIVAL	DEPARTURE
ABUJA	352	393
AKURE	-	-
ASABA	-	-
BAUCHI	-	-
BENIN	-	-
BIRIN KEBBI	-	-
CALABAR	-	-
DUTSE	-	-
ENUGU	13	14
GOMBE	-	-
IBADAN	-	-
ILORIN	-	-
JOS	-	-
KADUNA	4	2
KANO	86	91
KATSINA	-	-
LAGOS	1,291	1,256
MAIDUGURI	5	5
MINNA	-	-
OSUBI	-	-
OWERRI	-	-
PORTHARCOURT	72	67
SOKOTO	-	-
UYO	-	-
YOLA	-	-
TOTAL	1,823	1,828



Lagos Airport recorded the highest number of Aircraft Movement on Arrival in January 2016



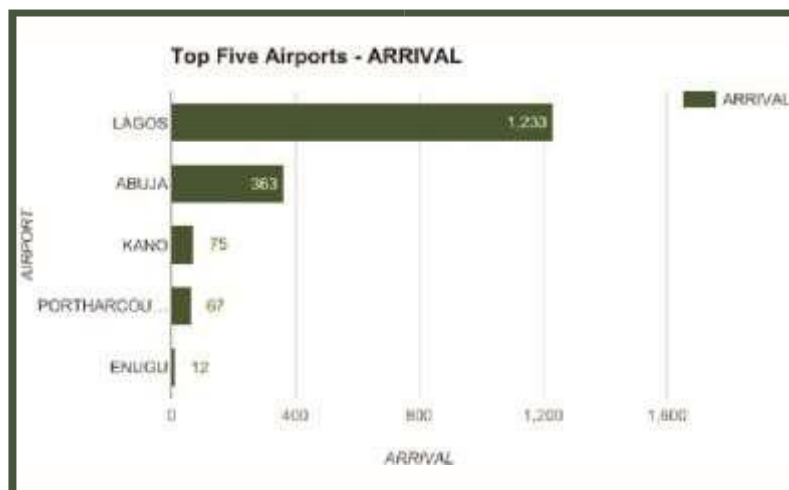
Lagos Airport recorded the highest number of Aircraft Movement on Departure in January 2016

Q4 2016 and Full Year 2016 Air Transportation Data

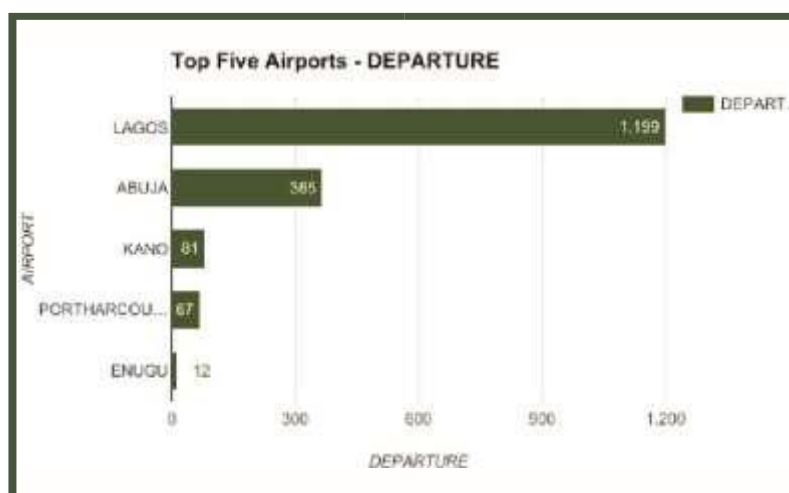
Aircraft Movement – Foreign Flights February 2016



AIRPORT	ARRIVAL	DEPARTURE
ABUJA	363	365
AKURE	-	-
ASABA	-	-
BAUCHI	-	-
BENIN	-	-
BIRIN KEBBI	-	-
CALABAR	-	-
DUTSE	-	-
ENUGU	12	12
GOMBE	-	-
IBADAN	-	-
ILORIN	-	-
JOS	-	-
KADUNA	1	1
KANO	75	81
KATSINA	-	-
LAGOS	1,233	1,199
MAIDUGURI	4	4
MINNA	-	-
OSUBI	-	-
OWERRI	-	-
PORTHARCOURT	67	67
SOKOTO	-	-
UYO	-	-
YOLA	-	-
TOTAL	1,755	1,729



Lagos Airport recorded the highest number of Aircraft Movement on Arrival in February 2016



Lagos Airport recorded the highest number of Aircraft Movement on Departure in February 2016

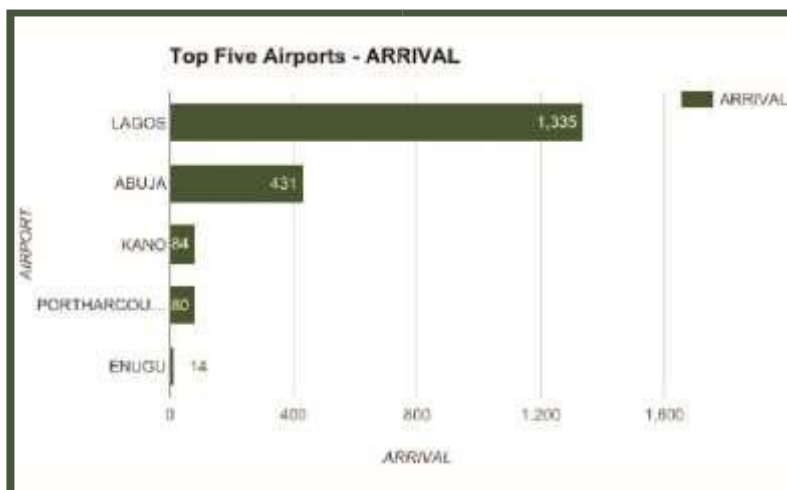
Q4 2016 and Full Year 2016

Air Transportation Data

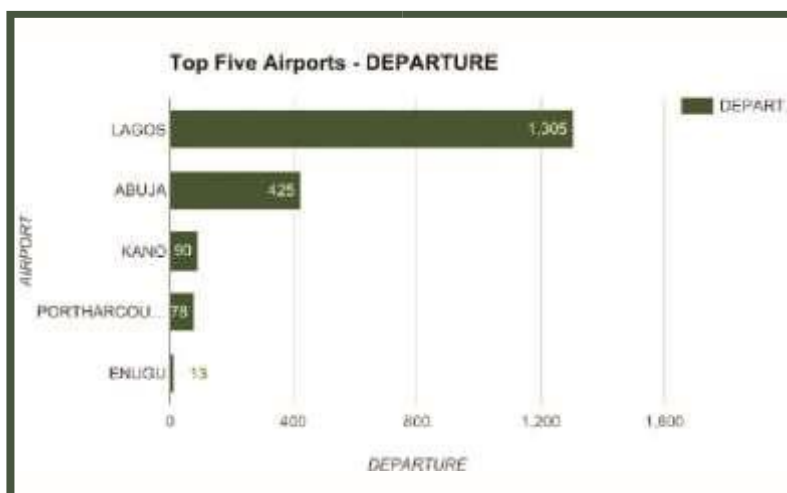
Aircraft Movement – Foreign Flights
March 2016



AIRPORT	ARRIVAL	DEPARTURE
ABUJA	431	425
AKURE	-	-
ASABA	-	-
BAUCHI	-	-
BENIN	-	-
BIRIN KEBBI	-	-
CALABAR	-	-
DUTSE	-	-
ENUGU	14	13
GOMBE	-	-
IBADAN	-	-
ILORIN	-	-
JOS	-	-
KADUNA	4	2
KANO	84	90
KATSINA	-	-
LAGOS	1,335	1,305
MAIDUGURI	2	2
MINNA	-	-
OSUBI	-	-
OWERRI	-	-
PORTHARCOURT	80	78
SOKOTO	-	-
UYO	-	-
YOLA	-	-
TOTAL	1,950	1,915



Lagos Airport recorded the highest number of Aircraft Movement on Arrival in March 2016



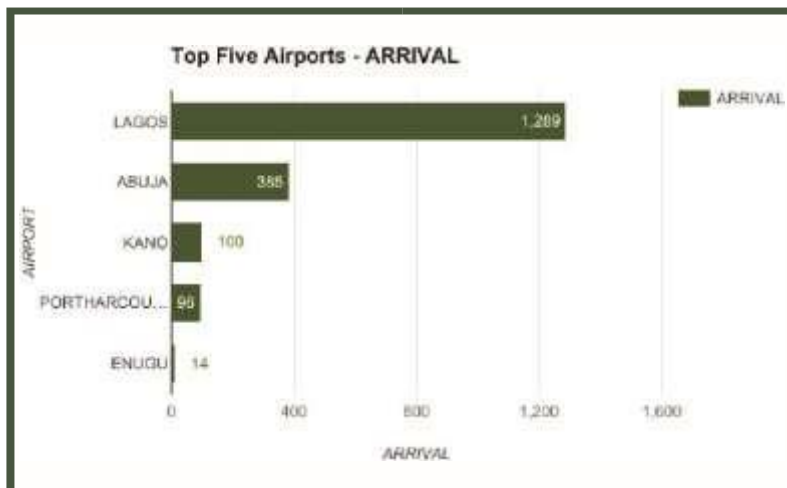
Lagos Airport recorded the highest number of Aircraft Movement on Departure in March 2016

Q4 2016 and Full Year 2016 Air Transportation Data

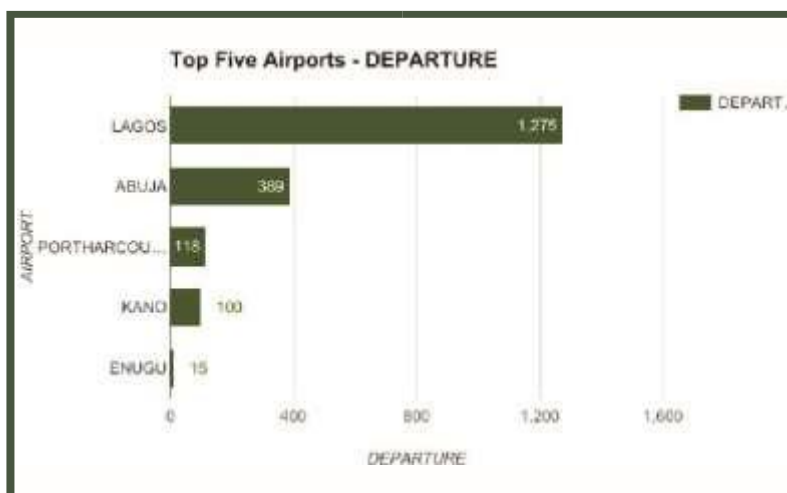
Aircraft Movement – Foreign Flights
April 2016



AIRPORT	ARRIVAL	DEPARTURE
ABUJA	385	389
AKURE	-	-
ASABA	-	-
BAUCHI	-	-
BENIN	-	-
BIRIN KEBBI	-	-
CALABAR	-	-
DUTSE	-	-
ENUGU	14	15
GOMBE	1	1
IBADAN	-	-
ILORIN	-	-
JOS	-	-
KADUNA	1	1
KANO	100	100
KATSINA	-	-
LAGOS	1,289	1,275
MAIDUGURI	2	2
MINNA	-	-
OSUBI	-	-
OWERRI	-	-
PORTHARCOURT	96	118
SOKOTO	-	-
UYO	1	-
YOLA	-	-
TOTAL	1,889	1,901



Lagos Airport recorded the highest number of Aircraft Movement on Arrival in April 2016



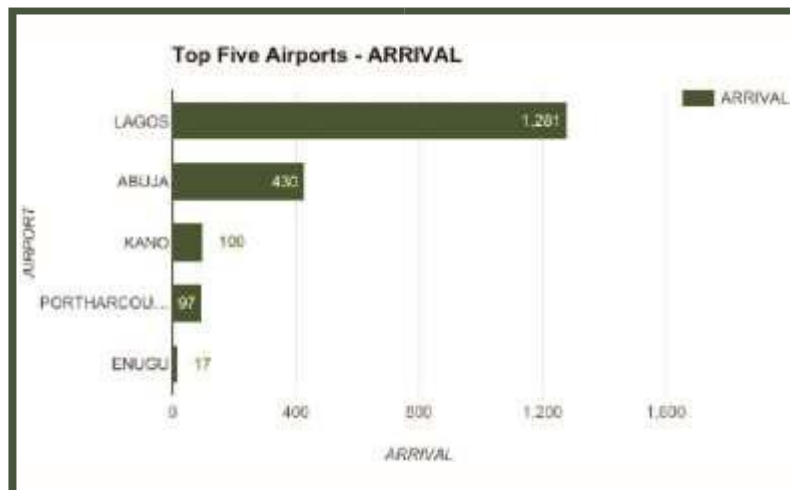
Lagos Airport recorded the highest number of Aircraft Movement on Departure in April 2016

Q4 2016 and Full Year 2016 Air Transportation Data

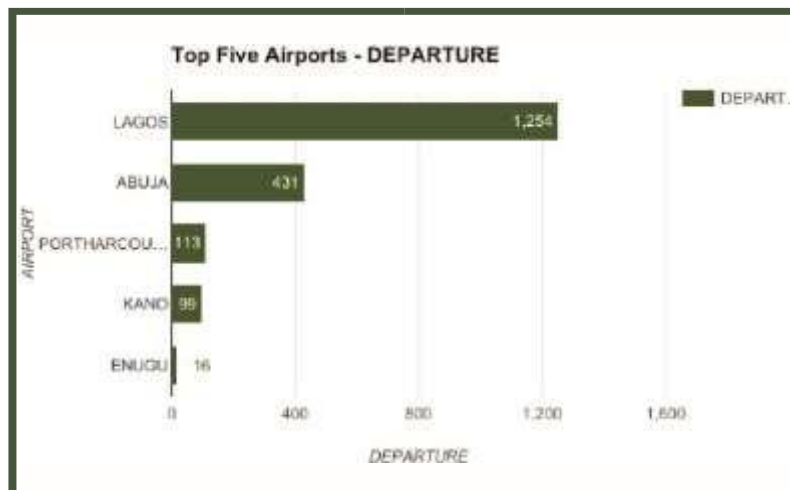
Aircraft Movement – Foreign Flights
May 2016



AIRPORT	ARRIVAL	DEPARTURE
ABUJA	430	431
AKURE	-	-
ASABA	-	-
BAUCHI	-	-
BENIN	-	-
BIRIN KEBBI	-	-
CALABAR	-	-
DUTSE	-	-
ENUGU	17	16
GOMBE	-	-
IBADAN	-	-
ILORIN	-	-
JOS	-	-
KADUNA	2	1
KANO	100	99
KATSINA	-	-
LAGOS	1,281	1,254
MAIDUGURI	9	7
MINNA	-	-
OSUBI	-	-
OWERRI	-	-
PORTHARCOURT	97	113
SOKOTO	-	-
UYO	-	-
YOLA	-	-
TOTAL	1,936	1,921



Lagos Airport recorded the highest number of Aircraft Movement on Arrival in May 2016



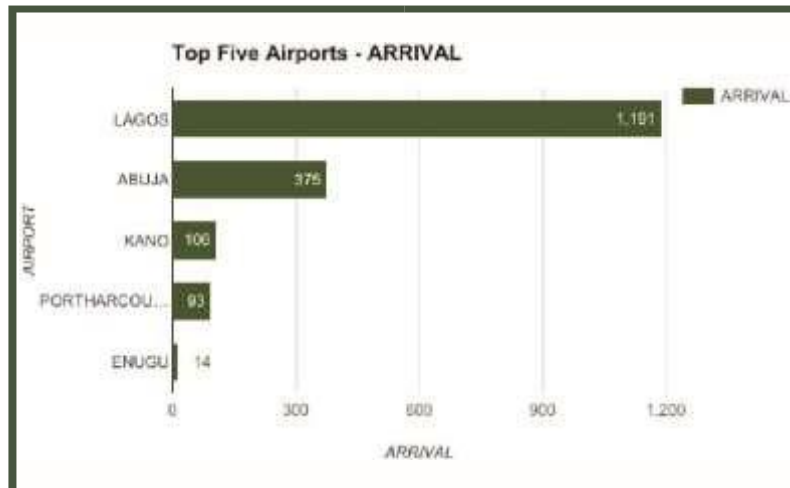
Lagos Airport recorded the highest number of Aircraft Movement on Departure in May 2016

Q4 2016 and Full Year 2016 Air Transportation Data

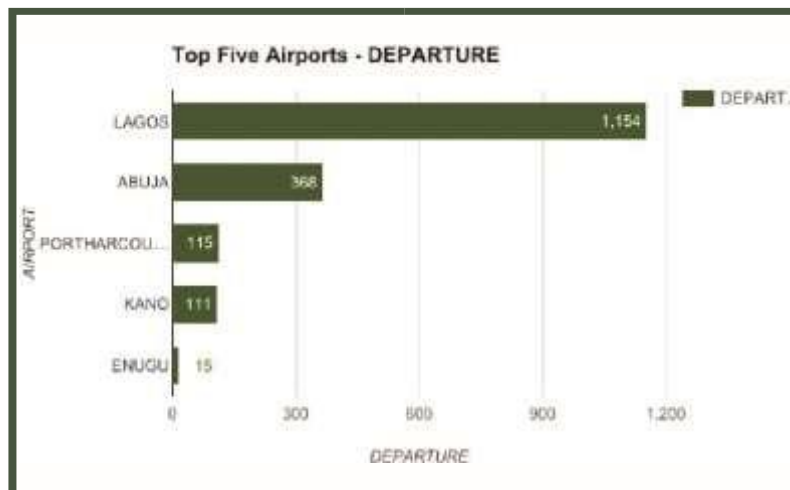
Aircraft Movement – Foreign Flights
June 2016



AIRPORT	ARRIVAL	DEPARTURE
ABUJA	375	368
AKURE	-	-
ASABA	-	-
BAUCHI	-	-
BENIN	-	-
BIRIN KEBBI	-	-
CALABAR	-	-
DUTSE	-	-
ENUGU	14	15
GOMBE	-	-
IBADAN	-	-
ILORIN	-	-
JOS	-	-
KADUNA	3	3
KANO	106	111
KATSINA	-	-
LAGOS	1,191	1,154
MAIDUGURI	6	6
MINNA	-	-
OSUBI	-	-
OWERRI	-	-
PORTHARCOURT	93	115
SOKOTO	-	1
UYO	-	-
YOLA	-	-
TOTAL	1,788	1,773



Lagos Airport recorded the highest number of Aircraft Movement on Arrival in June 2016



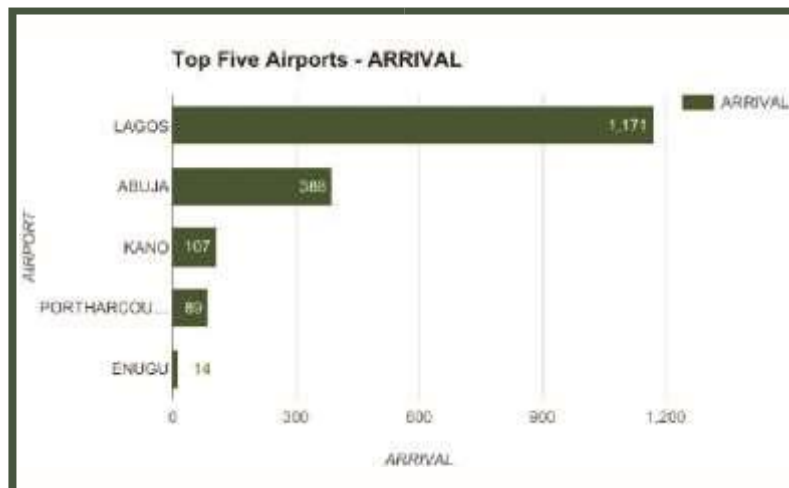
Lagos Airport recorded the highest number of Aircraft Movement on Departure in June 2016

Q4 2016 and Full Year 2016 Air Transportation Data

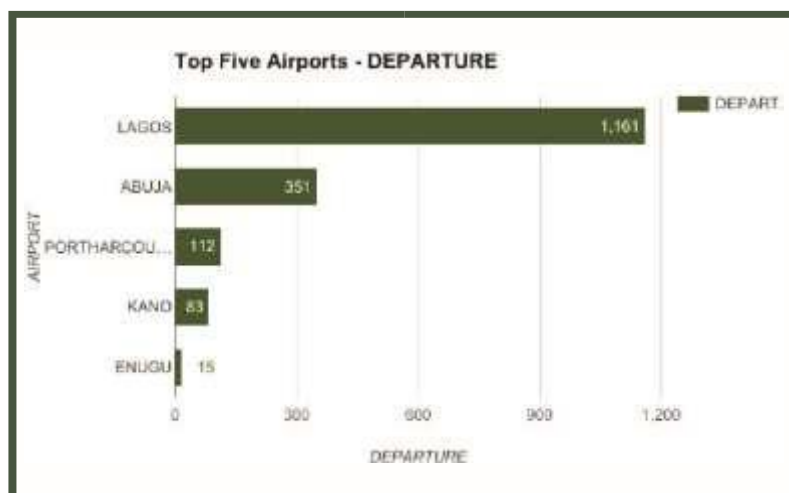
Aircraft Movement – Foreign Flights July 2016



AIRPORT	ARRIVAL	DEPARTURE
ABUJA	388	351
AKURE	-	-
ASABA	-	-
BAUCHI	-	-
BENIN	-	-
BIRIN KEBBI	-	-
CALABAR	-	-
DUTSE	-	-
ENUGU	14	15
GOMBE	-	-
IBADAN	-	-
ILORIN	-	-
JOS	-	-
KADUNA	1	2
KANO	107	83
KATSINA	-	-
LAGOS	1,171	1,161
MAIDUGURI	7	6
MINNA	-	-
OSUBI	-	-
OWERRI	-	-
PORTHARCOURT	89	112
SOKOTO	2	-
UYO	-	-
YOLA	-	-
TOTAL	1,779	1,730



Lagos Airport recorded the highest number of Aircraft Movement on Arrival in July 2016



Lagos Airport recorded the highest number of Aircraft Movement on Departure in July 2016

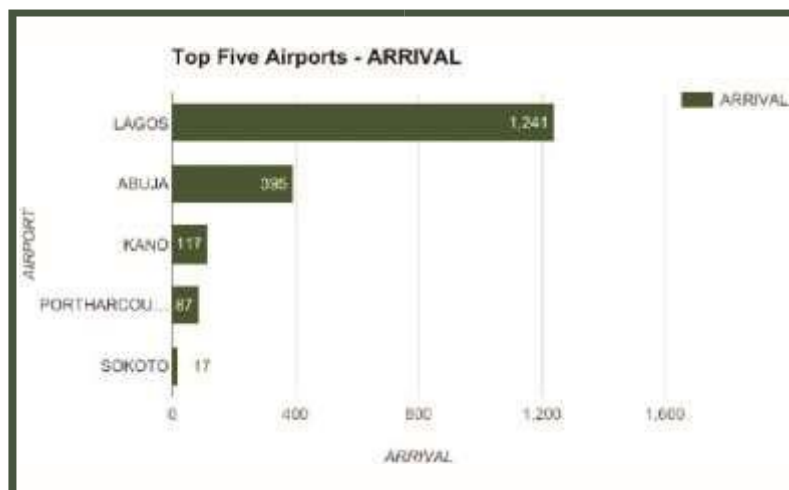
Q4 2016 and Full Year 2016

Air Transportation Data

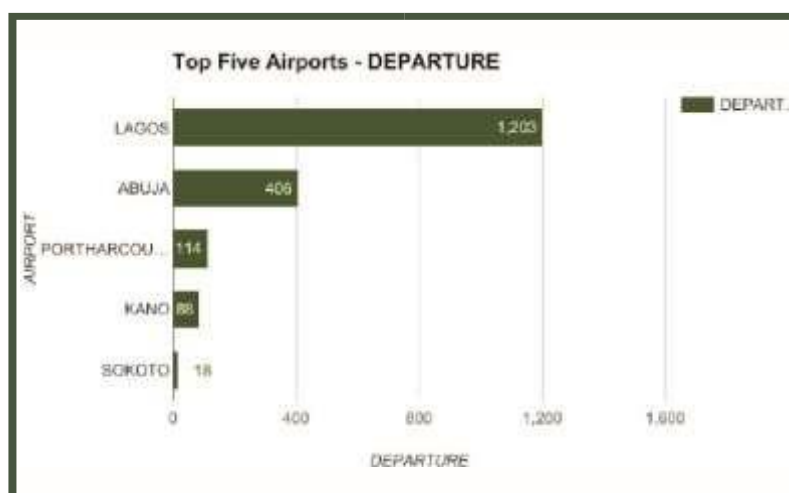
Aircraft Movement – Foreign Flights
August 2016



AIRPORT	ARRIVAL	DEPARTURE
ABUJA	395	406
AKURE	-	-
ASABA	-	-
BAUCHI	7	8
BENIN	-	-
BIRIN KEBBI	2	7
CALABAR	-	-
DUTSE	-	4
ENUGU	14	17
GOMBE	6	6
IBADAN	-	-
ILORIN	5	5
JOS	-	-
KADUNA	5	16
KANO	117	88
KATSINA	1	9
LAGOS	1,241	1,203
MAIDUGURI	13	12
MINNA	12	12
OSUBI	-	-
OWERRI	-	-
PORTHARCOURT	87	114
SOKOTO	17	18
UYO	-	-
YOLA	10	10
TOTAL	1,932	1,935



Lagos Airport recorded the highest number of Aircraft Movement on Arrival in August 2016



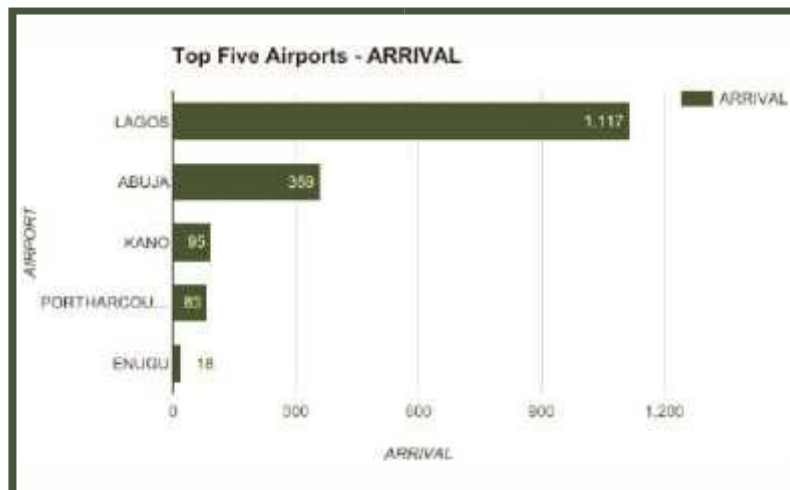
Lagos Airport recorded the highest number of Aircraft Movement on Departure in August 2016

Q4 2016 and Full Year 2016 Air Transportation Data

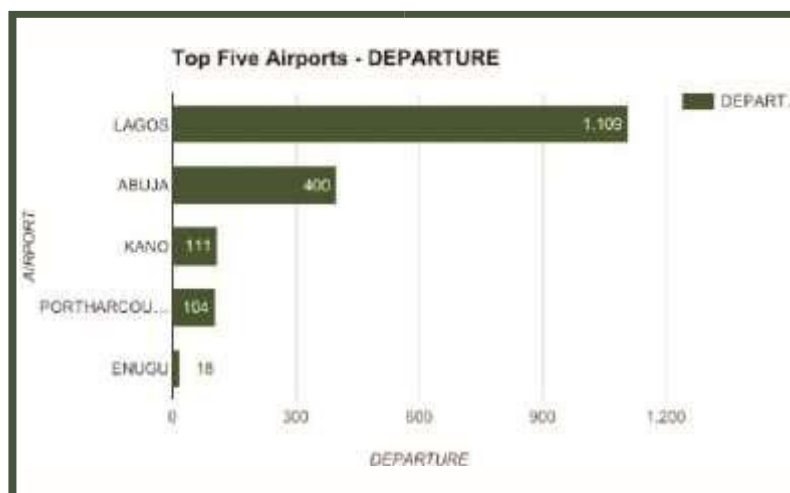
Aircraft Movement – Foreign Flights September 2016



AIRPORT	ARRIVAL	DEPARTURE
ABUJA	359	400
AKURE	-	-
ASABA	-	-
BAUCHI	3	-
BENIN	-	-
BIRIN KEBBI	5	-
CALABAR	-	-
DUTSE	2	-
ENUGU	18	18
GOMBE	5	-
IBADAN	-	-
ILORIN	5	5
JOS	-	-
KADUNA	11	8
KANO	95	111
KATSINA	5	-
LAGOS	1,117	1,109
MAIDUGURI	10	10
MINNA	-	-
OSUBI	-	-
OWERRI	-	-
PORTHARCOURT	83	104
SOKOTO	13	9
UYO	-	-
YOLA	5	5
TOTAL	1,736	1,779



Lagos Airport recorded the highest number of Aircraft Movement on Arrival in September 2016



Lagos Airport recorded the highest number of Aircraft Movement on Departure in September 2016

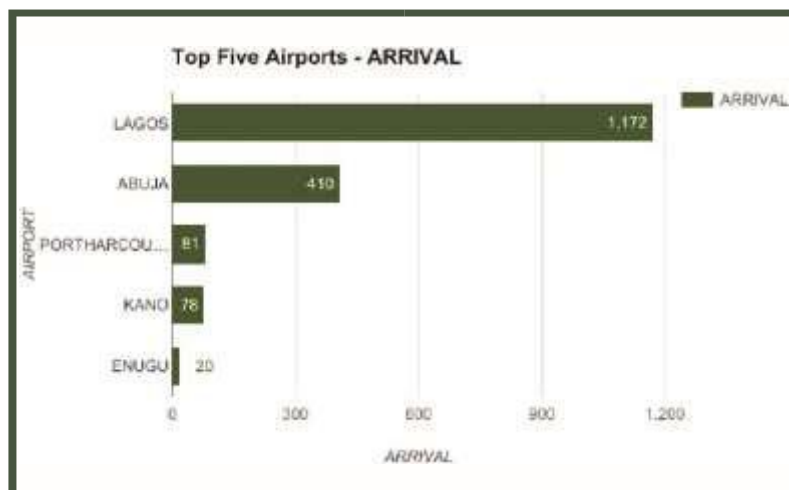
Q4 2016 and Full Year 2016

Air Transportation Data

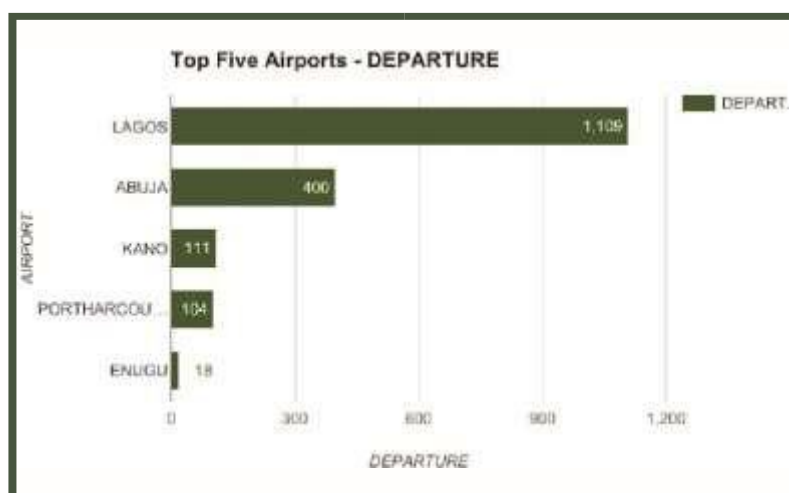
Aircraft Movement – Foreign Flights
October 2016



AIRPORT	ARRIVAL	DEPARTURE
ABUJA	410	426
AKURE	0	0
ASABA	0	0
BAUCHI	-	-
BENIN		0
BIRIN KEBBI	4	-
CALABAR	-	-
DUTSE	3	-
ENUGU	20	20
GOMBE	0	-
IBADAN	0	-
ILORIN	0	-
JOS	0	-
KADUNA	7	2
KANO	78	95
KATSINA	4	-
LAGOS	1,172	1,151
MAIDUGURI	10	11
MINNA	6	1
OSUBI	0	-
OWERRI	0	-
PORTHARCOURT	81	101
SOKOTO	5	6
UYO	-	-
YOLA	2	3
TOTAL	1,802	1,816



Lagos Airport recorded the highest number of Aircraft Movement on Arrival in October 2016



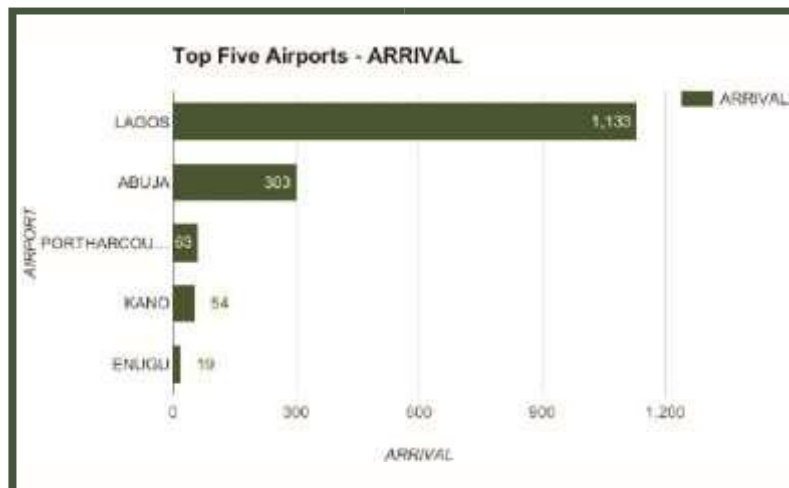
Lagos Airport recorded the highest number of Aircraft Movement on Departure in October 2016

Q4 2016 and Full Year 2016 Air Transportation Data

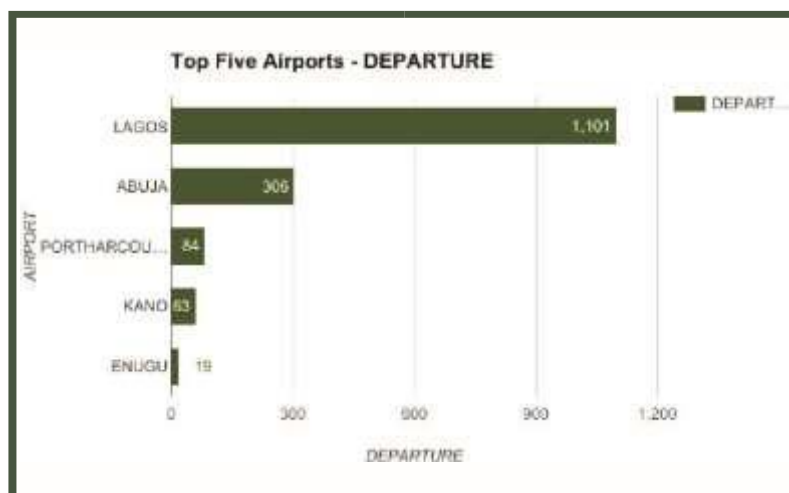
Aircraft Movement – Foreign Flights
November 2016



AIRPORT	ARRIVAL	DEPARTURE
ABUJA	303	306
AKURE	0	0
ASABA	0	0
BAUCHI	-	-
BENIN	0	0
BIRIN KEBBI	-	-
CALABAR	-	-
DUTSE	-	-
ENUGU	19	19
GOMBE	-	-
IBADAN	-	-
ILORIN	-	-
JOS	-	-
KADUNA	1	1
KANO	54	63
KATSINA	-	-
LAGOS	1,133	1,101
MAIDUGURI	3	4
MINNA	-	-
OSUBI	-	-
OWERRI	-	-
PORTHARCOURT	63	84
SOKOTO	-	-
UYO	-	-
YOLA	1	1
TOTAL	1,577	1,579



Lagos Airport recorded the highest number of Aircraft Movement on Arrival in November 2016



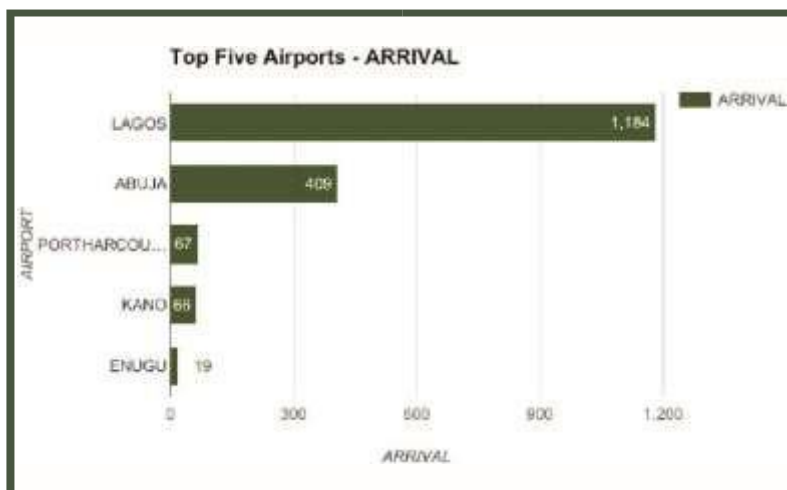
Lagos Airport recorded the highest number of Aircraft Movement on Departure in November 2016

Q4 2016 and Full Year 2016 Air Transportation Data

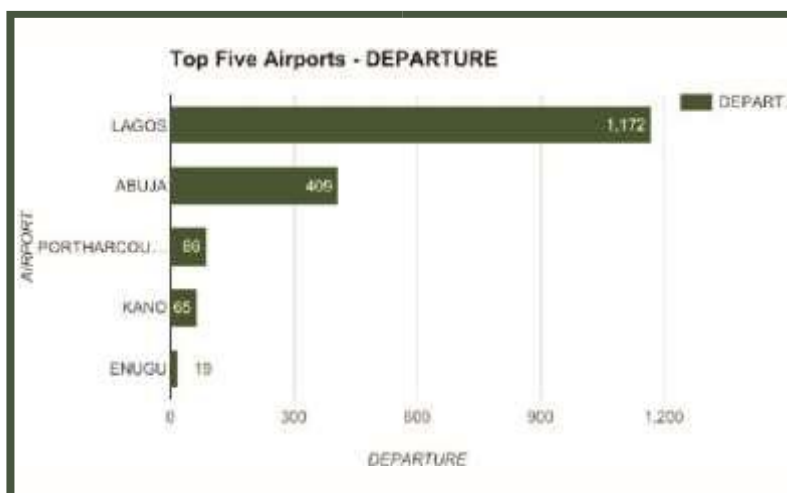
Aircraft Movement – Foreign Flights December 2016



AIRPORT	ARRIVAL	DEPARTURE
ABUJA	409	409
AKURE		0
ASABA	0	0
BAUCHI	-	-
BENIN	0	0
BIRIN KEBBI	-	-
CALABAR	-	-
DUTSE	-	-
ENUGU	19	19
GOMBE	1	1
IBADAN	-	-
ILORIN	-	-
JOS	-	-
KADUNA	-	1
KANO	66	65
KATSINA	2	2
LAGOS	1,184	1,172
MAIDUGURI	11	9
MINNA	-	-
OSUBI	-	-
OWERRI	-	-
PORTHARCOURT	67	86
SOKOTO	1	1
UYO	-	-
YOLA	4	4
TOTAL	1,764	1,769



Lagos Airport recorded the highest number of Aircraft Movement on Arrival in December 2016



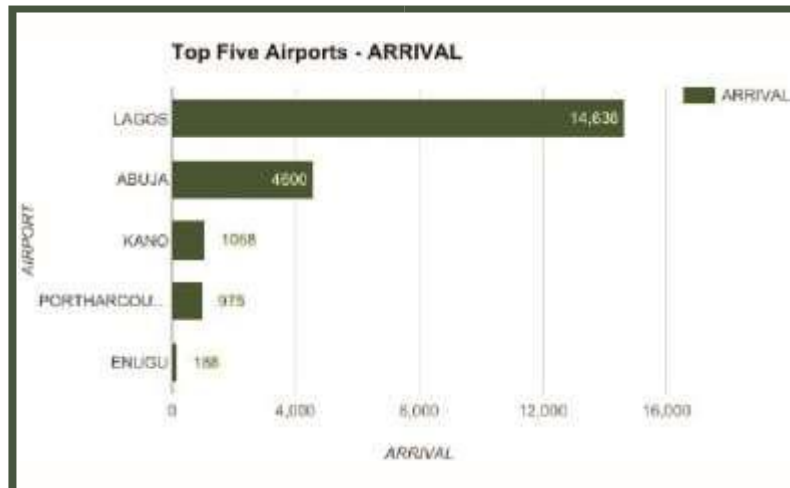
Lagos Airport recorded the highest number of Aircraft Movement on Departure in December 2016

Q4 2016 and Full Year 2016 Air Transportation Data

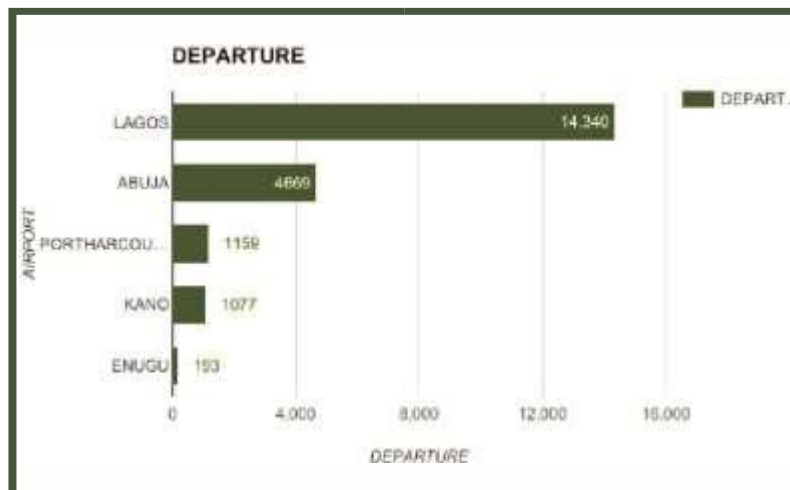
Aircraft Movement – Foreign Flights 2016 Total



AIRPORT	ARRIVAL	DEPARTURE
ABUJA	4,600	4,669
AKURE	-	-
ASABA	-	-
BAUCHI	10	8
BENIN	-	-
BIRIN KEBBI	11	7
CALABAR	-	-
DUTSE	5	4
ENUGU	188	193
GOMBE	13	8
IBADAN	-	-
ILORIN	10	10
JOS	-	-
KADUNA	40	40
KANO	1,068	1,077
KATSINA	12	11
LAGOS	14,638	14,340
MAIDUGURI	82	78
MINNA	18	13
OSUBI	-	-
OWERRI	-	-
PORTHARCOURT	975	1,159
SOKOTO	38	35
UYO	1	-
YOLA	22	23
TOTAL	21,731	21,675



Lagos Airport recorded the highest number of Aircraft Movement on Arrival in 2016



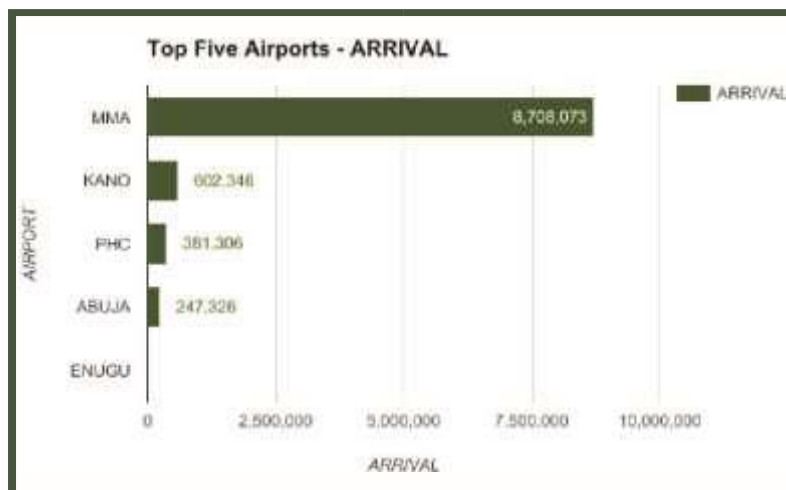
Lagos Airport recorded the highest number of Aircraft Movement on Departure in 2016

Q4 2016 and Full Year 2016 Air Transportation Data

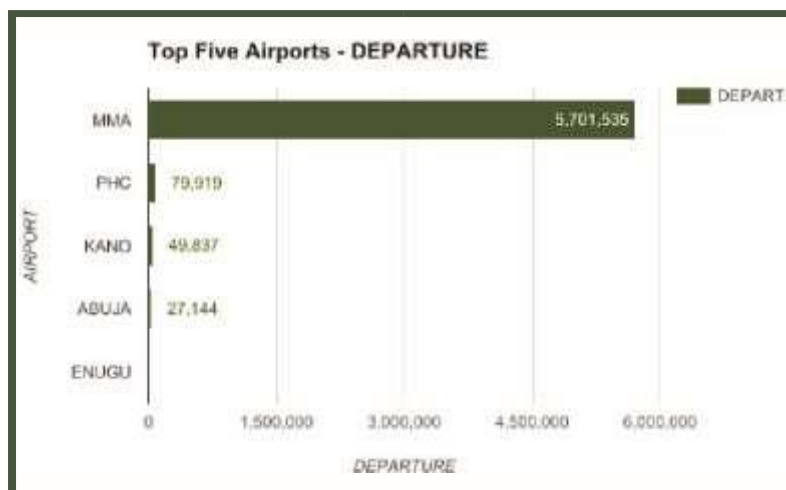
Cargo Movement – Kilograms
January 2016



AIRPORT	ARRIVAL	DEPARTURE
MMA	8,708,072.7	5,701,535
ABUJA	247,326	27,144
PHC	381,306	79,919
KANO	602,346	49,837
ENUGU		
TOTAL	9,939,051	5,858,435



Lagos Airport recorded the highest kilograms of Cargo Movement on Arrival in January 2016



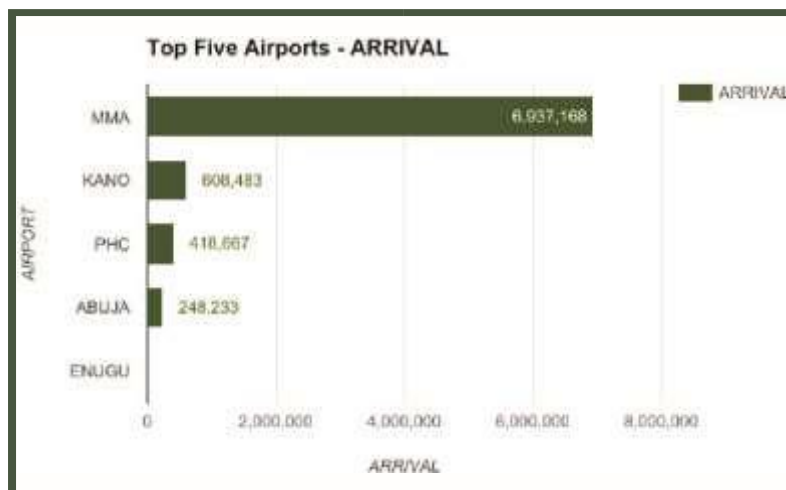
Lagos Airport recorded the highest Kilograms of Cargo Movement on Departure in January 2016

Q4 2016 and Full Year 2016 Air Transportation Data

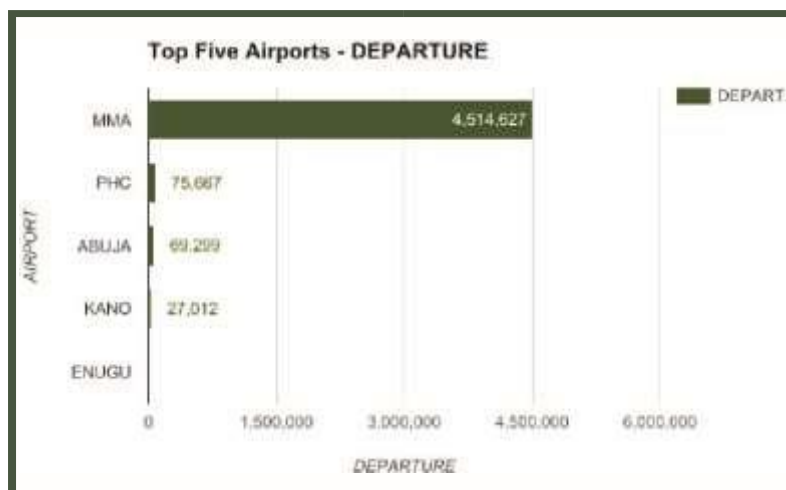
Cargo Movement – Kilograms
February 2016



AIRPORT	ARRIVAL	DEPARTURE
MMA	6,937,168	4,514,627
ABUJA	248,233	27,012
PHC	418,667	75,667
KANO	608,483	69,299
ENUGU		
TOTAL	8,212,551	4,686,605



Lagos Airport recorded the highest kilograms of Cargo Movement on Arrival in February 2016



Lagos Airport recorded the highest Kilograms of Cargo Movement on Departure in February 2016

Q4 2016 and Full Year 2016 Air Transportation Data

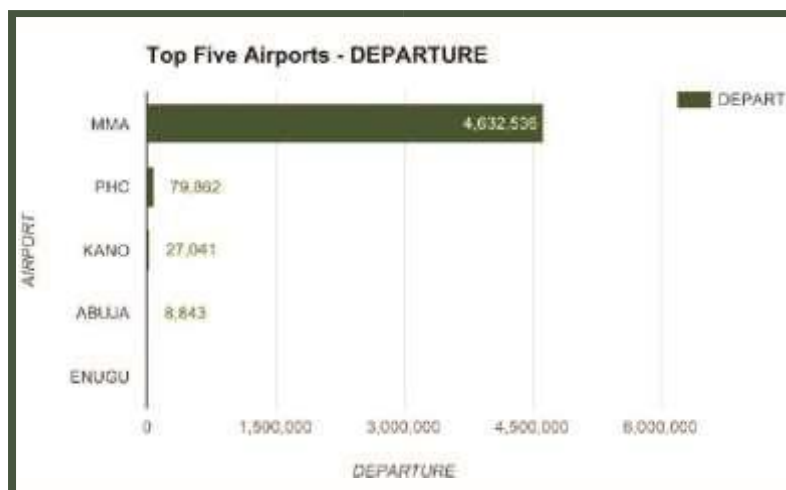
Cargo Movement – Kilograms
March 2016



AIRPORT	ARRIVAL	DEPARTURE
MMA	8,056,438	4,632,536
ABUJA	248,251	27,041
PHC	199,149	8,843
KANO	363,015	79,862
ENUGU		
TOTAL	8,866,853	4,748,282



Lagos Airport recorded the highest kilograms of Cargo Movement on Arrival in March 2016



Lagos Airport recorded the highest Kilograms of Cargo Movement on Departure in March 2016

Q4 2016 and Full Year 2016 Air Transportation Data

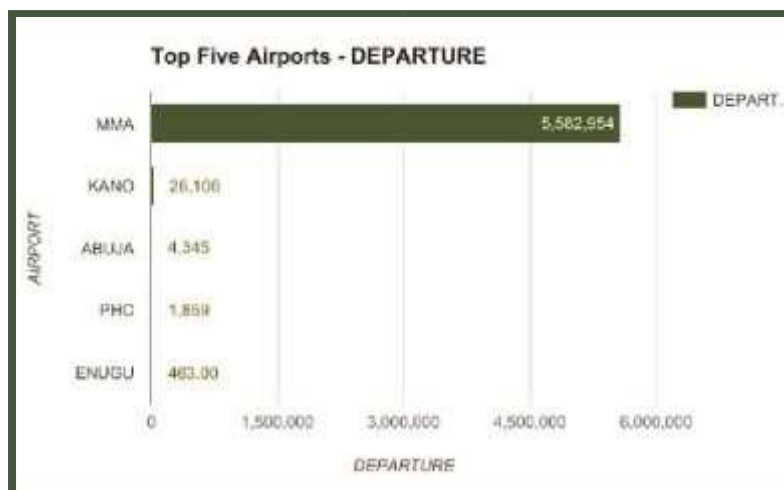
Cargo Movement – Kilograms
April 2016



AIRPORT	ARRIVAL	DEPARTURE
MMA	9,075,541.21	5,582,954.00
ABUJA	9,300.00	26,106.00
PHC	21,266.00	1,859.00
KANO	274,029.00	4,345.00
ENUGU	1,890.00	463.00
TOTAL	9,382,026.21	5,615,727.00



Lagos Airport recorded the highest kilograms of Cargo Movement on Arrival in April 2016



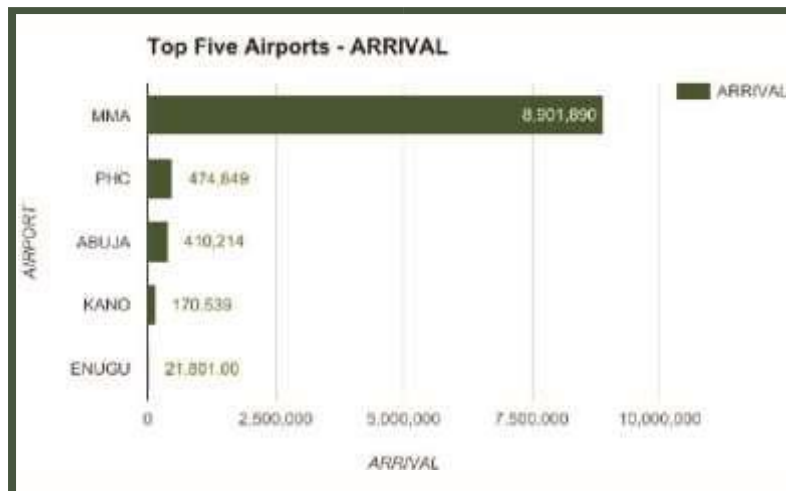
Lagos Airport recorded the highest Kilograms of Cargo Movement on Departure in April 2016

Q4 2016 and Full Year 2016 Air Transportation Data

Cargo Movement – Kilograms
May 2016



AIRPORT	ARRIVAL	DEPARTURE
MMA	8,901,889.91	5,769,784.00
ABUJA	410,214.00	30,893.00
PHC	474,849.00	17,920.00
KANO	170,539.00	345.00
ENUGU	21,801.00	835.00
TOTAL	9,979,292.91	5,819,777.00



Lagos Airport recorded the highest kilograms of Cargo Movement on Arrival in May 2016



Lagos Airport recorded the highest Kilograms of Cargo Movement on Departure in May 2016

Q4 2016 and Full Year 2016 Air Transportation Data

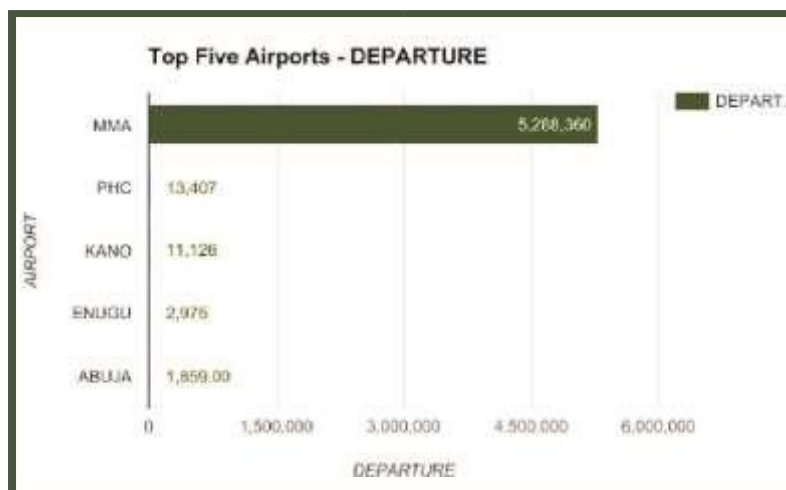
Cargo Movement – Kilograms
June 2016



AIRPORT	ARRIVAL	DEPARTURE
MMA	9,121,167.44	5,288,360.00
ABUJA	4,173.00	11,126.00
PHC	51,013.00	13,407.00
KANO	239,317.00	2,975.00
ENUGU	21,266.00	1,859.00
TOTAL	9,436,936.44	5,317,727.00



Lagos Airport recorded the highest kilograms of Cargo Movement on Arrival in June 2016



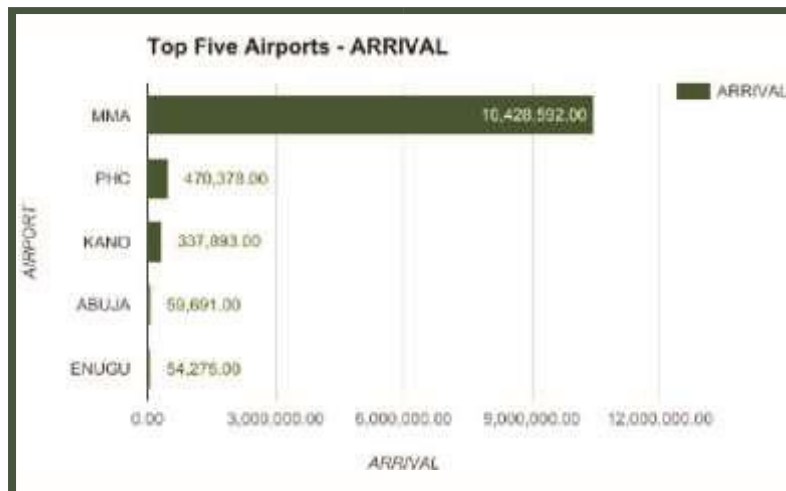
Lagos Airport recorded the highest Kilograms of Cargo Movement on Departure in June 2016

Q4 2016 and Full Year 2016 Air Transportation Data

Cargo Movement – Kilograms
July 2016



AIRPORT	ARRIVAL	DEPARTURE
MMA	10,428,592.00	5,867,161.00
ABUJA	59,691.00	16,737.00
PHC	470,378.00	8,267.00
KANO	337,893.00	13,182.00
ENUGU	54,275.00	1,746.00
TOTAL	11,350,829.00	5,907,093.00



Lagos Airport recorded the highest kilograms of Cargo Movement on Arrival in July 2016



Lagos Airport recorded the highest Kilograms of Cargo Movement on Departure in July 2016

Q4 2016 and Full Year 2016 Air Transportation Data

Cargo Movement – Kilograms
August 2016



AIRPORT	ARRIVAL	DEPARTURE
MMA	9,854,221.45	5,779,502.00
ABUJA	299,744.00	26,865.00
PHC	104,028.00	190,727.00
KANO	203,254.00	3,243.00
ENUGU	51,013.00	13,407.00
TOTAL	10,512,260.45	6,013,744.00



Lagos Airport recorded the highest kilograms of Cargo Movement on Arrival in August 2016



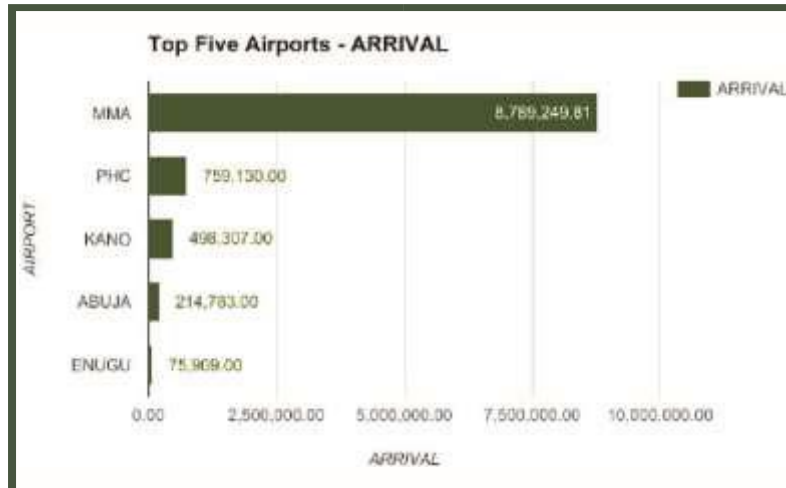
Lagos Airport recorded the highest Kilograms of Cargo Movement on Departure in August 2016

Q4 2016 and Full Year 2016 Air Transportation Data

Cargo Movement – Kilograms
September 2016



AIRPORT	ARRIVAL	DEPARTURE
MMA	8,789,249.81	5,121,497.00
ABUJA	214,783.00	21,324.00
PHC	759,130.00	12,250.00
KANO	498,307.00	1,242.00
ENUGU	75,909.00	82,023.00
TOTAL	10,337,378.81	5,238,336.00



Lagos Airport recorded the highest kilograms of Cargo Movement on Arrival in September 2016



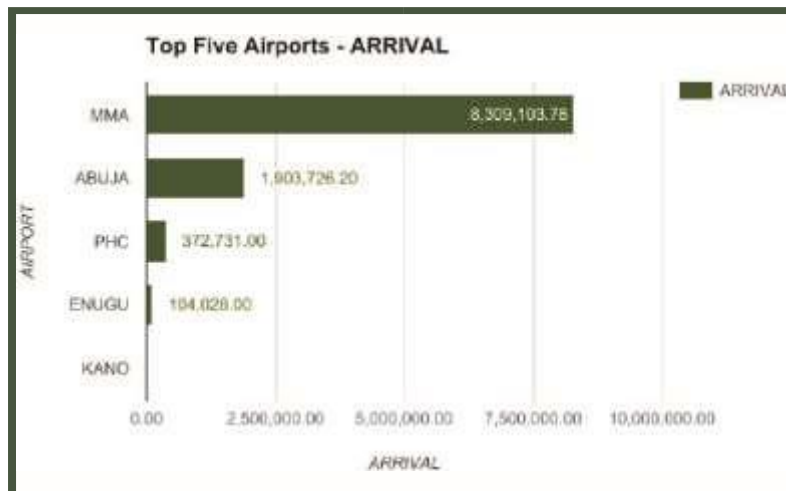
Lagos Airport recorded the highest Kilograms of Cargo Movement on Departure in September 2016

Q4 2016 and Full Year 2016 Air Transportation Data

Cargo Movement – Kilograms
October 2016



AIRPORT	ARRIVAL	DEPARTURE
MMA	8,309,103.78	7,304,343.00
ABUJA	1,903,726.20	247,355.00
PHC	372,731.00	6,532.00
KANO	-	2,286.00
ENUGU	104,028.00	190,727.00
TOTAL	10,689,588.98	7,751,243.00



Lagos Airport recorded the highest kilograms of Cargo Movement on Arrival in October 2016



Lagos Airport recorded the highest Kilograms of Cargo Movement on Departure in October 2016

Q4 2016 and Full Year 2016 Air Transportation Data

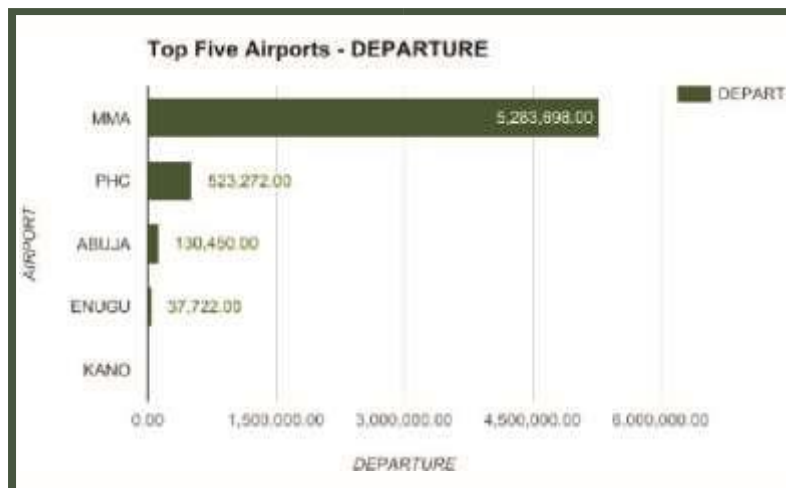
Cargo Movement – Kilograms
November 2016



AIRPORT	ARRIVAL	DEPARTURE
MMA	9,669,806.06	5,283,698.00
ABUJA	-	-
PHC	488,436.00	523,272.00
KANO	2,638,009.00	37,722.00
ENUGU	98,344.00	130,450.00
TOTAL	12,894,595.06	5,975,142.00



Lagos Airport recorded the highest kilograms of Cargo Movement on Arrival in November 2016



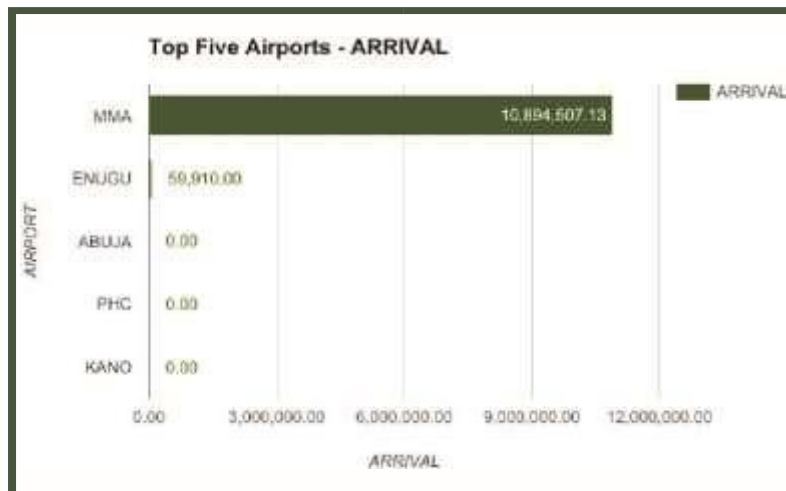
Lagos Airport recorded the highest Kilograms of Cargo Movement on Departure in November 2016

Q4 2016 and Full Year 2016 Air Transportation Data

Cargo Movement – Kilograms
December 2016



AIRPORT	ARRIVAL	DEPARTURE
MMA	10,894,507.13	6,148,347.00
ABUJA	-	-
PHC	-	-
KANO	-	-
ENUGU	59,910.00	101,762.00
TOTAL	10,954,417.13	6,250,109.00



Lagos Airport recorded the highest kilograms of Cargo Movement on Arrival in December 2016



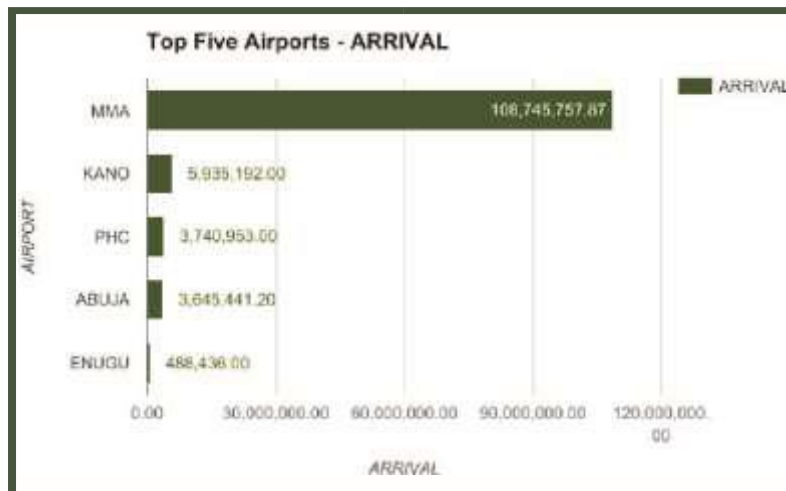
Lagos Airport recorded the highest Kilograms of Cargo Movement on Departure in December 2016

Q4 2016 and Full Year 2016 Air Transportation Data

Cargo Movement – Kilograms
2016 Total



AIRPORT	ARRIVAL	DEPARTURE
MMA	108,745,757.87	66,994,344.00
ABUJA	3,645,441.20	461,603.00
PHC	3,740,953.00	938,663.00
KANO	5,935,192.00	264,338.00
ENUGU	488,436.00	523,272.00
TOTAL	122,555,780.07	69,182,220.00



Lagos Airport recorded the highest kilograms of Cargo Movement on Arrival in 2016



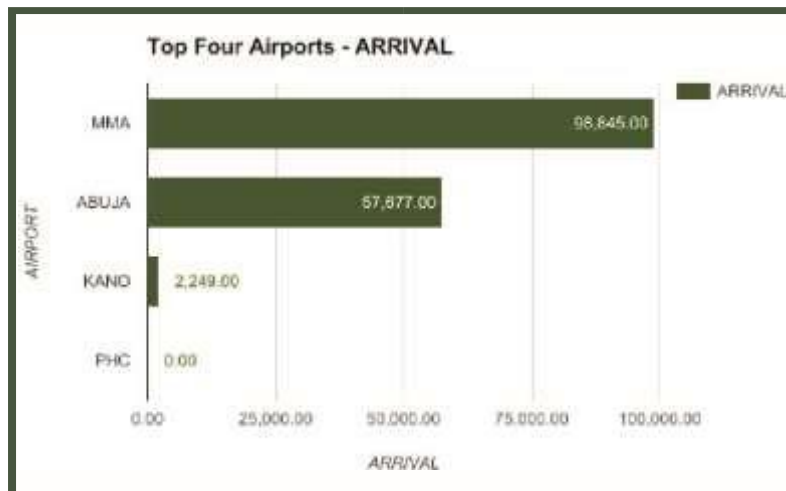
Lagos Airport recorded the highest Kilograms of] Cargo Movement on Departure in 2016

Q4 2016 and Full Year 2016 Air Transportation Data

Mail Movement – Kilograms
January 2016



AIRPORT	ARRIVAL	DEPARTURE
MMA	98,845	25,892
ABUJA	57,677	21,899
PHC	-	-
KANO	2,249	-
TOTAL	158,771	47,791



Lagos Airport recorded the highest kilograms of Mail Movement on Arrival in January 2016



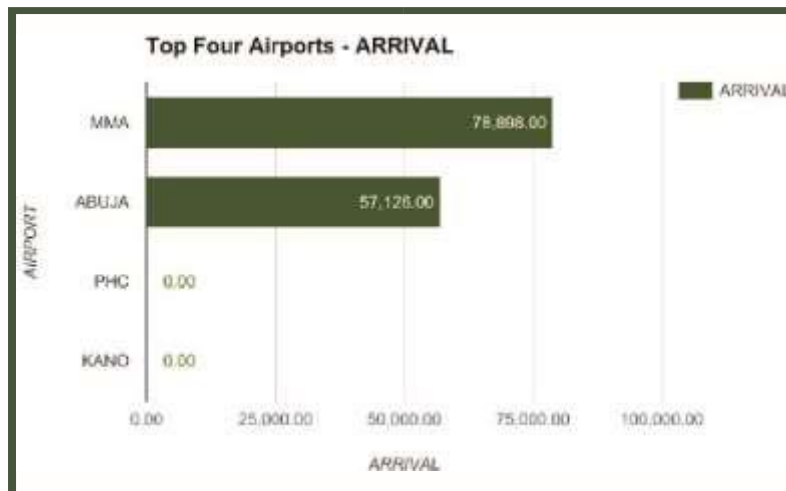
Lagos Airport recorded the highest kilograms of Mail Movement on Arrival in January 2016

Q4 2016 and Full Year 2016 Air Transportation Data

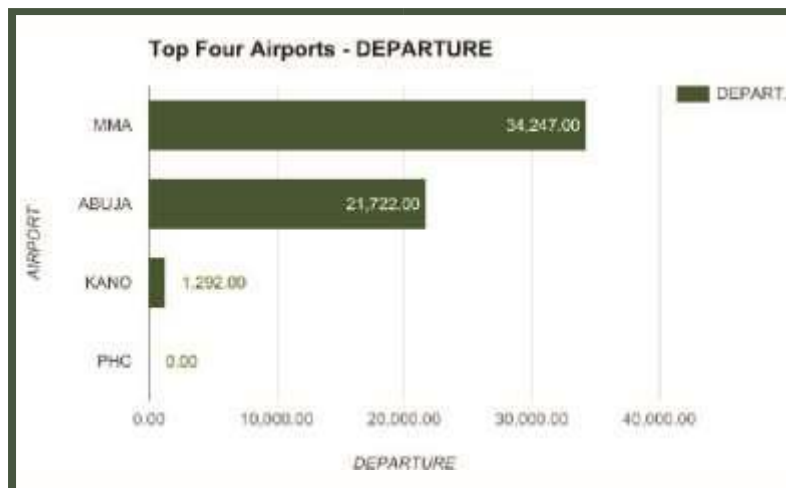
Mail Movement – Kilograms
February 2016



AIRPORT	ARRIVAL	DEPARTURE
MMA	78,898	34,247
ABUJA	57,126	21,722
PHC	-	-
KANO	-	1,292
TOTAL	136,024	57,261



Lagos Airport recorded the highest kilograms of Mail Movement on Arrival in February 2016



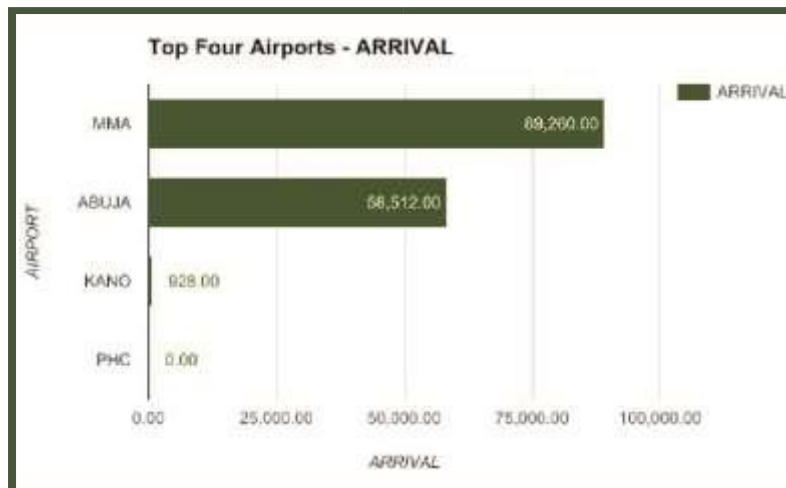
Lagos Airport recorded the highest Kilograms of Mail Movement on Departure in February 2016

Q4 2016 and Full Year 2016 Air Transportation Data

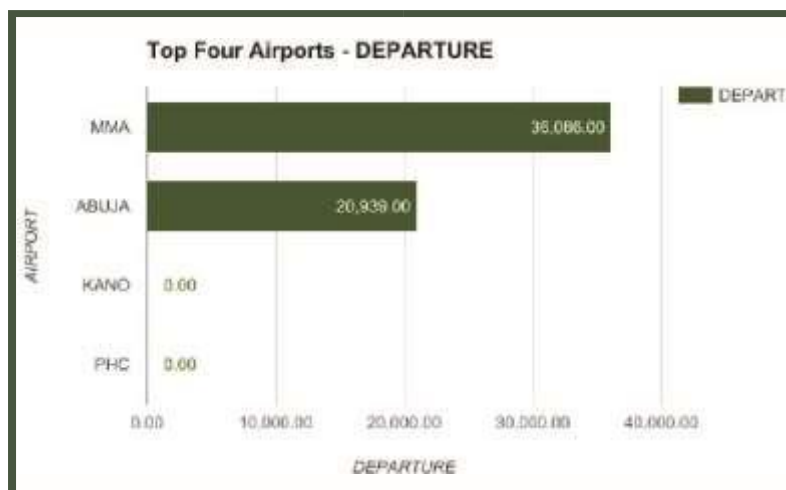
Mail Movement – Kilograms
March 2016



AIRPORT	ARRIVAL	DEPARTURE
MMA	89,260	36,086
ABUJA	58,512	20,939
PHC	-	-
KANO	928	-
TOTAL	148,700	57,025



Lagos Airport recorded the highest kilograms of Mail Movement on Arrival in March 2016



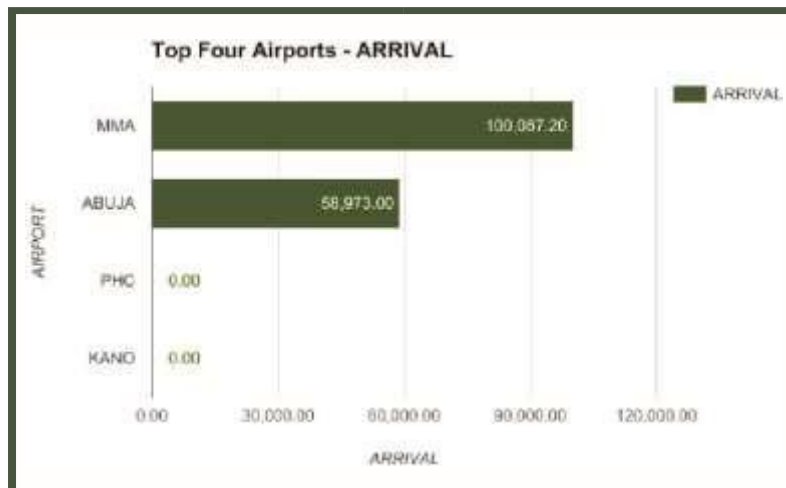
Lagos Airport recorded the highest Kilograms of Mail Movement on Departure in March 2016

Q4 2016 and Full Year 2016 Air Transportation Data

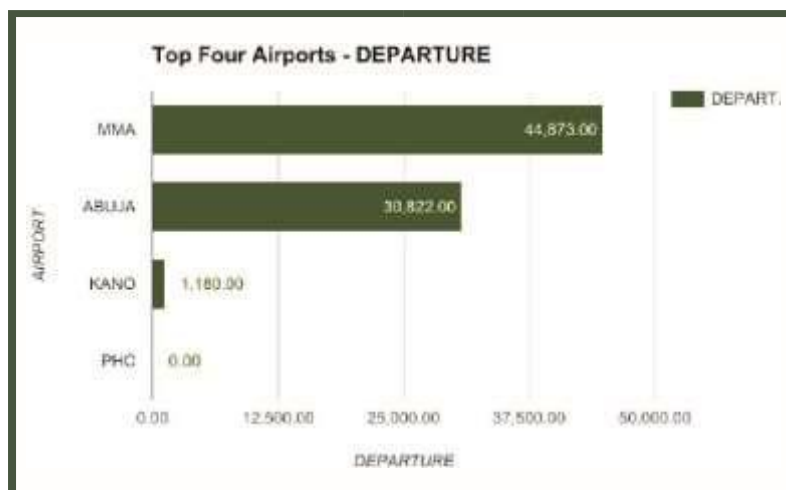
Mail Movement – Kilograms
April 2016



AIRPORT	ARRIVAL	DEPARTURE
MMA	100,087.2	44,873.0
ABUJA	58,973.0	30,822.0
PHC	-	-
KANO	-	1,180.0
TOTAL	159,060.2	76,875.0



Lagos Airport recorded the highest kilograms of Mail Movement on Arrival in April 2016



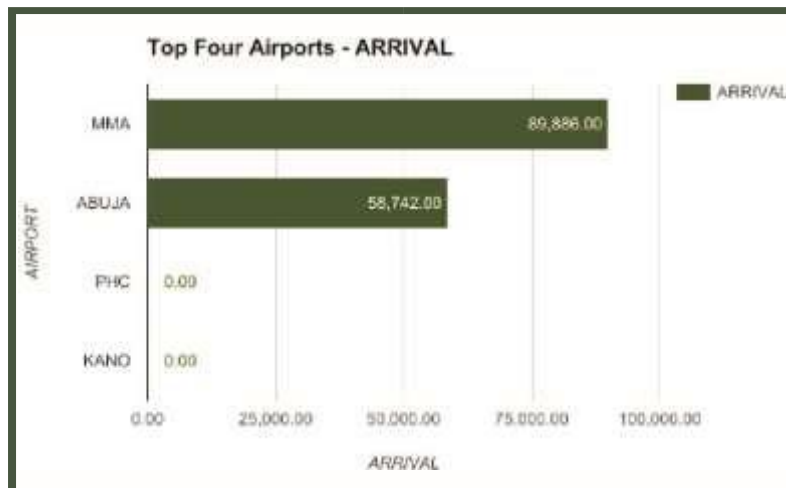
Lagos Airport recorded the highest Kilograms of Mail Movement on Departure in April 2016

Q4 2016 and Full Year 2016 Air Transportation Data

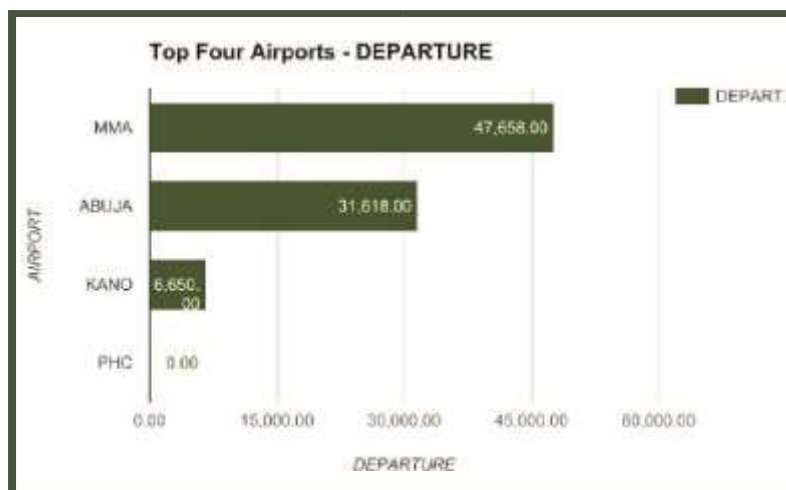
Mail Movement – Kilograms
May 2016



AIRPORT	ARRIVAL	DEPARTURE
MMA	89,886.0	47,658.0
ABUJA	58,742.0	31,618.0
PHC	-	-
KANO	-	6,650.0
TOTAL	148,628.0	85,926.0



Lagos Airport recorded the highest kilograms of Mail Movement on Arrival in May 2016



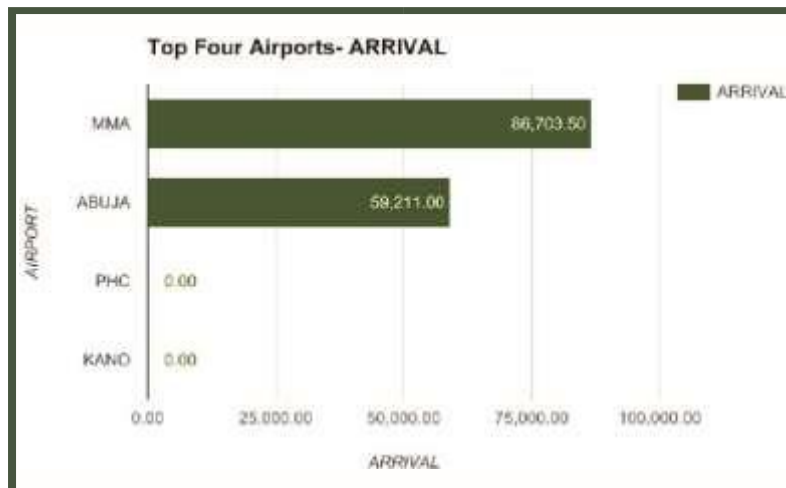
Lagos Airport recorded the highest Kilograms of Mail Movement on Departure in May 2016

Q4 2016 and Full Year 2016 Air Transportation Data

Mail Movement – Kilograms
June 2016



AIRPORT	ARRIVAL	DEPARTURE
MMA	86,703.5	59,680.0
ABUJA	59,211.0	32,712.0
PHC	-	-
KANO	-	1,190.0
TOTAL	145,914.5	93,582.0



Lagos Airport recorded the highest kilograms of Mail Movement on Arrival in June 2016



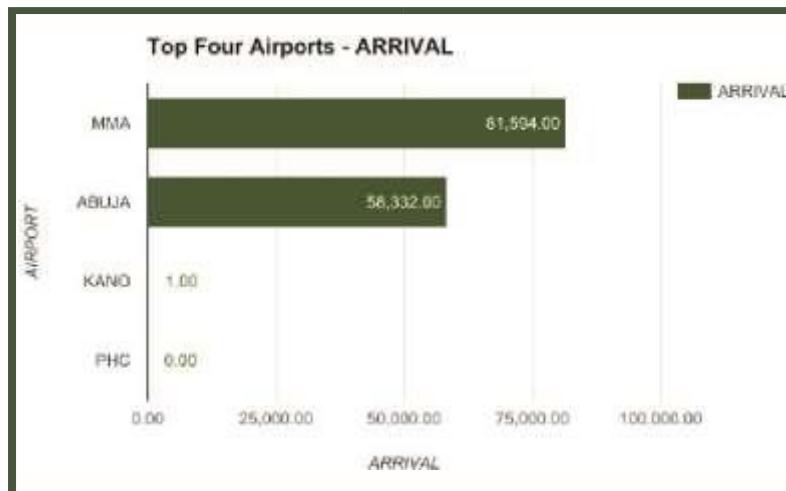
Lagos Airport recorded the highest Kilograms of Mail Movement on Departure in June 2016

Q4 2016 and Full Year 2016 Air Transportation Data

Mail Movement – Kilograms
July 2016



AIRPORT	ARRIVAL	DEPARTURE
MMA	81,594.0	89,450.7
ABUJA	58,332.0	75,386.0
PHC	-	-
KANO	1.0	1,921.0
TOTAL	139,927.0	166,757.7



Lagos Airport recorded the highest kilograms of Mail Movement on Arrival in July 2016



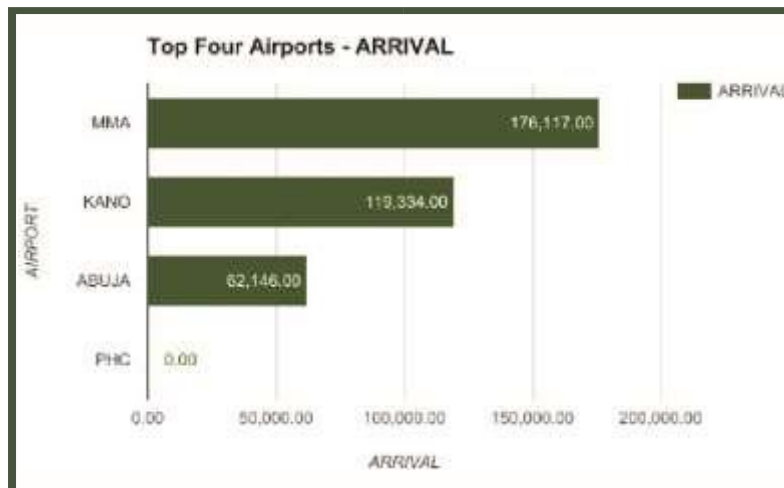
Lagos Airport recorded the highest Kilograms of Mail Movement on Departure in July 2016

Q4 2016 and Full Year 2016 Air Transportation Data

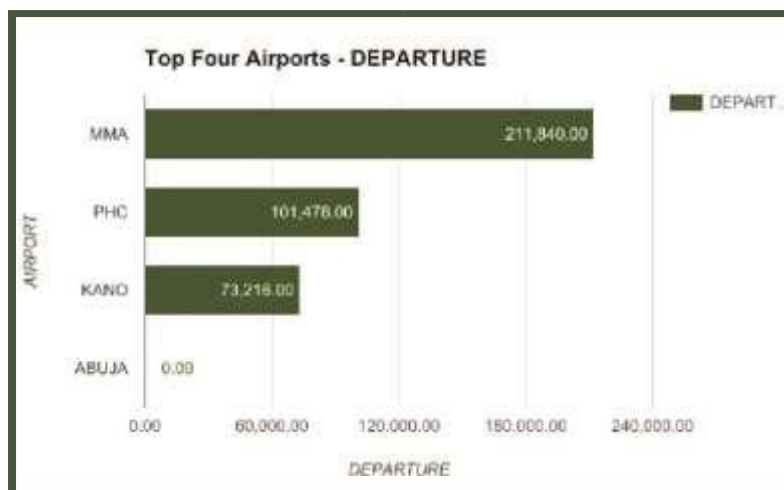
Mail Movement – Kilograms
August 2016



AIRPORT	ARRIVAL	DEPARTURE
MMA	176,117.0	211,840.0
ABUJA	62,146.0	73,216.0
PHC	-	-
KANO	119,334.0	101,478.0
TOTAL	357,597.0	386,534.0



Lagos Airport recorded the highest kilograms of Mail Movement on Arrival in August 2016



Lagos Airport recorded the highest Kilograms of Mail Movement on Departure in August 2016

Q4 2016 and Full Year 2016 Air Transportation Data

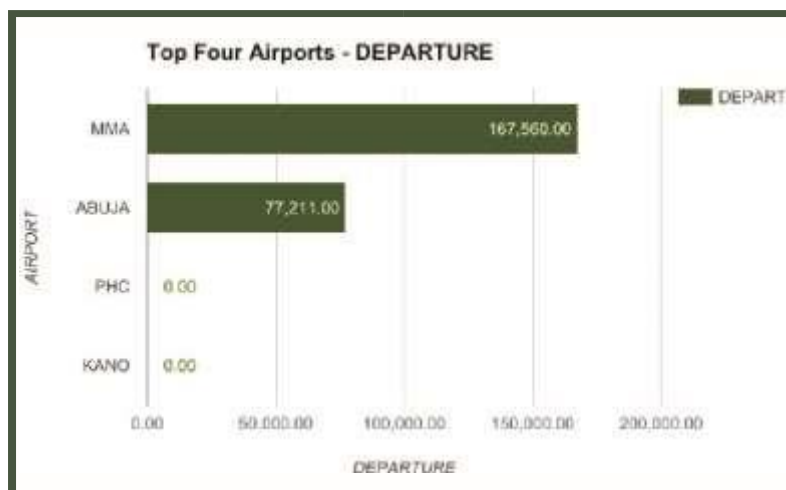
Mail Movement – Kilograms
September 2016



AIRPORT	ARRIVAL	DEPARTURE
MMA	162,565.0	167,560.0
ABUJA	57,179.0	77,211.0
PHC	-	-
KANO	-	-
TOTAL	219,744.0	244,771.0



Lagos Airport recorded the highest kilograms of Mail Movement on Arrival in September 2016



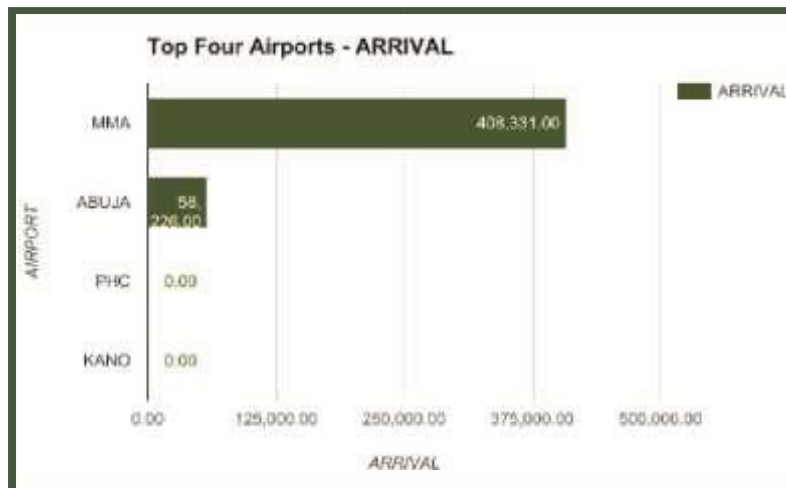
Lagos Airport recorded the highest Kilograms of Mail Movement on Departure in September 2016

Q4 2016 and Full Year 2016 Air Transportation Data

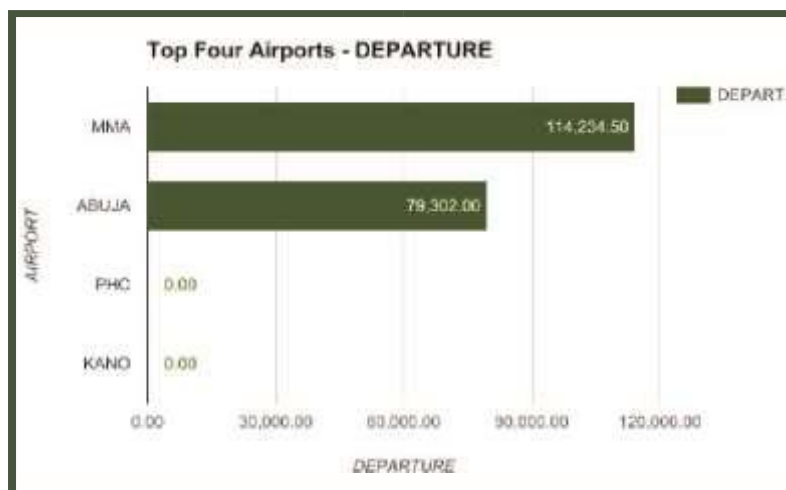
Mail Movement – Kilograms
October 2016



AIRPORT	ARRIVAL	DEPARTURE
MMA	408,331.0	114,234.5
ABUJA	58,226.0	79,302.0
PHC	-	-
KANO	-	-
TOTAL	466,557.0	193,536.5



Lagos Airport recorded the highest kilograms of Mail Movement on Arrival in October 2016



Lagos Airport recorded the highest Kilograms of Mail Movement on Departure in October 2016

Q4 2016 and Full Year 2016 Air Transportation Data

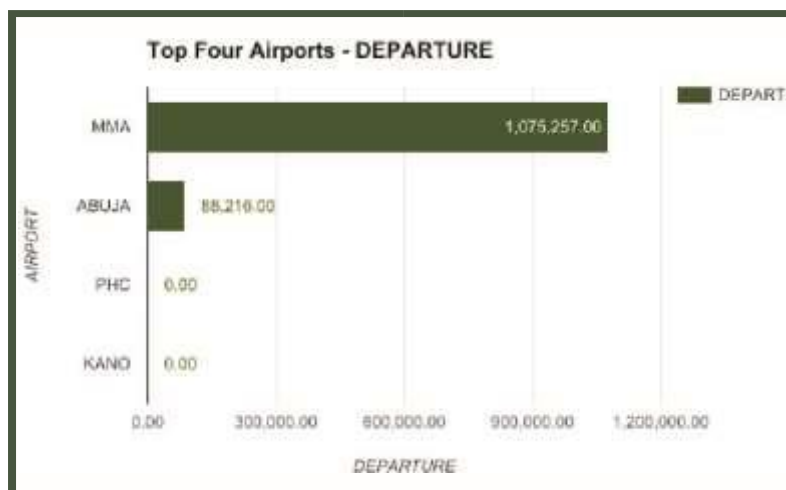
Mail Movement – Kilograms
November 2016



AIRPORT	ARRIVAL	DEPARTURE
MMA	548,255.0	1,075,257.0
ABUJA	55,137.0	88,216.0
PHC	-	-
KANO	-	-
TOTAL	603,392.0	1,163,473.0



Lagos Airport recorded the highest kilograms of Mail Movement on Arrival in November 2016



Lagos Airport recorded the highest Kilograms of Mail Movement on Departure in November 2016

Q4 2016 and Full Year 2016 Air Transportation Data

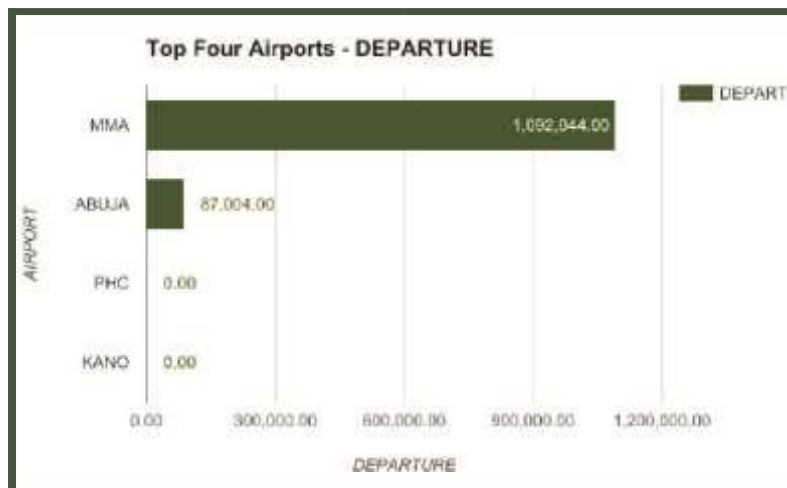
Mail Movement – Kilograms
December 2016



AIRPORT	ARRIVAL	DEPARTURE
MMA	313,541.0	1,092,044.0
ABUJA	56,122.0	87,004.0
PHC	-	-
KANO	-	-
TOTAL	369,663.0	1,179,048.0



Lagos Airport recorded the highest kilograms of Mail Movement on Arrival in December 2016



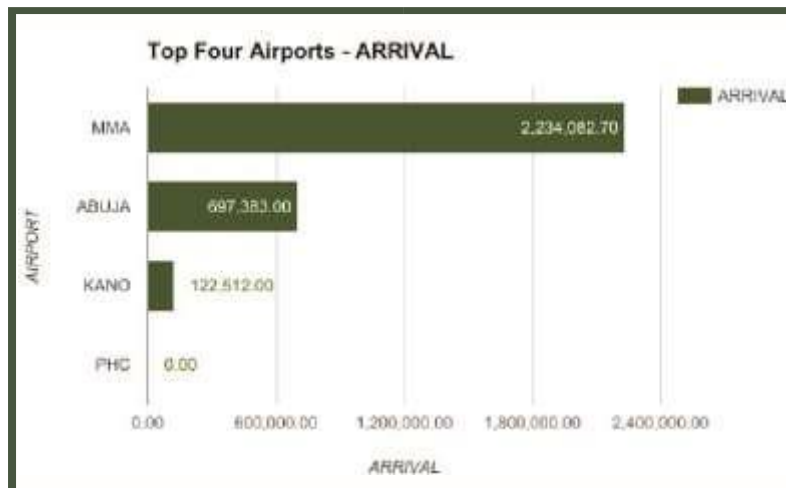
Lagos Airport recorded the highest Kilograms of Mail Movement on Departure in December 2016

Q4 2016 and Full Year 2016 Air Transportation Data

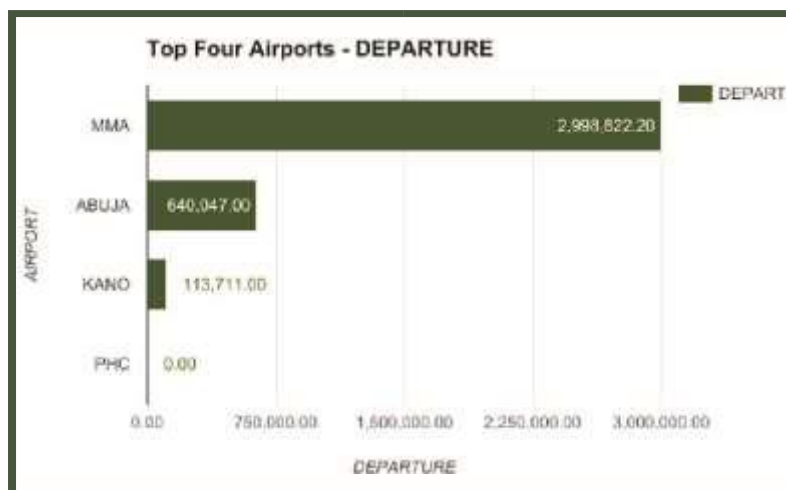
Mail Movement – Kilograms
2016 Total



AIRPORT	ARRIVAL	DEPARTURE
MMA	2,234,082.70	2,998,822.20
ABUJA	697,383.00	640,047.00
PHC	-	-
KANO	122,512.00	113,711.00
TOTAL	3,053,977.70	3,752,580.20



Lagos Airport recorded the highest kilograms of Mail Movement on Arrival in 2016



Lagos Airport recorded the highest Kilograms of Mail Movement on Departure in 2016

Q4 2016 and Full Year 2016 Air Transportation Data

Passenger Movement – Domestic Flights
Year-on-Year % Change



AIRPORT	2016	YoY % Chg	2015	YoY % Chg	2014	YoY % Chg	2013
ABUJA	3,344,164	-0.94%	3,375,823	3.08%	3,274,986	8.59%	3,015,803
AKURE	9,873	254.38%	2,786	-51.39%	5,731	-34.79%	8,789
ASABA	75,160						
BAUCHI	6,388						
BENIN	197,690	56.62%	126,224	-44.61%	227,896	4.90%	217,254
BIRIN KEBBI	11,778						
CALABAR	202,780	7.75%	188,198	-7.68%	203,844	17.96%	172,810
DUTSE	1,194						
EKET	51,711						
ENUGU	340,692	21.89%	279,504	-3.96%	291,023	28.82%	225,915
ESCRAVOS	198,199						
FINMA	54,885						
FORCADOS	8,167						
GOMBE	26,165						
IBADAN	70,797	61.76%	43,768	-32.40%	64,743	13.67%	56,959
ILORIN	74,721	34.14%	55,703	-15.86%	66,205	25.06%	52,938
JOS	58,990	40.68%	41,932	-14.32%	48,938	2.15%	47,910
KADUNA	127,233	2.84%	123,721	-28.98%	174,216	20.50%	144,583
KANO	255,568	12.57%	227,038	-11.98%	257,927	27.10%	202,934
KATSINA	3,576	-39.66%	5,926	224.18%	1,828	-25.57%	2,456
LAGOS	3,748,833	-0.78%	3,778,145	-5.73%	4,007,740	16.02%	3,454,250
MAIDUGURI	110,613	191.25%	37,979	242.06%	11,103	-84.64%	72,301
MAKURDI		-100.00%	876	-50.14%	1,757	57.30%	1,117
MINNA	2,529	-52.97%	5,377	-54.71%	11,873	33.40%	8,900
OSUBI	203,133	21.27%	167,504	-24.29%	221,250	-10.27%	246,560
OWERRI	369,802	18.02%	313,343	-7.55%	338,943	21.22%	279,609
PORTHARCOURT	974,028	-12.79%	1,116,885	-8.84%	1,225,135	10.06%	1,113,183
SOKOTO	77,867	11.47%	69,852	-30.20%	100,078	27.69%	78,377
UYO	211,216	54.82%	136,429	-6.29%	145,588	17.96%	123,421
YOLA	153,160						
ZARIA	696						
TOTAL	10,971,608	8.66%	10,097,013	-5.47%	10,680,804	12.12%	9,526,069

Q4 2016 and Full Year 2016 Air Transportation Data

Passenger Movement – Foreign Flights
Year-on-Year % Change



AIRPORTS	2016	YoY % Chg	2015	YoY % Chg	2014	YoY % Chg	2013
ABUJA	885,926	-8.27%	965,814	7.95%	894,690	4.75%	854,129
BAUCHI	3,545						
BIRIN KEBBI	8,132						
CALABAR		0.00%	1	-99.48%	192	-17.95%	234
DUTSE	4,763						
ENUGU	38,200	-0.63%	38,444	-17.34%	46,507	238.45%	13,741
GOMBE	5,454						
ILORIN	4,982	0.00%	-	0.00%	3,896	194700.00%	2
KADUNA	14,588	4.78%	13,923	-18.36%	17,054	-25.15%	22,785
KANO	202,589	24.68%	162,492	-7.33%	175,336	37.17%	127,824
KATSINA	10,206	240.77%	2,995	-67.04%	9,087	95.34%	4,652
LAGOS	2,945,914	1.23%	2,910,045	-13.57%	3,366,767	-0.86%	3,395,872
MAIDUGURI	11,318	21.46%	9,318		-	-100.00%	11,935
MINNA	6,015	85.82%	3,237		-		-
PORTHARCOURT	91,499	-14.42%	106,922	-4.82%	112,342	-13.03%	129,176
SOKOTO	19,357	62.79%	11,891	-34.11%	18,047	-43.76%	32,088
UYO	424						
YOLA	8,077	-7.82%	8,762	-20.51%	11,023	33.45%	8,260
TOTAL	4,260,989	0.64%	4,233,844	-9.05%	4,654,941	1.18%	4,600,698

Q4 2016 and Full Year 2016

Air Transportation Data

Aircraft Movement – Domestic Flights
Year-on-Year % Change



AIRPORT	2016	YoY % Chg	2015	YoY % Chg	2014	YoY % Chg	2013
ABUJA	54,431	-11.87%	61,765	9.49%	56,411	16.17%	48,561
AKURE	835	17.28%	712	-40.57%	1,198	-4.47%	1,254
ASABA	1,993						
BAUCHI	543						
BENIN	3,738	24.48%	3,003	-34.38%	4,576	1.60%	4,504
BIRIN KEBBI	370						
CALABAR	3,172	-3.79%	3,297	-3.37%	3,412	9.15%	3,126
DUTSE	102						
EKET	7,483						
ENUGU	5,185	3.14%	5,027	5.61%	4,760	31.09%	3,631
ESCRAVOS	21,501						
FINMA	3,526						
FORCADOS	828						
GOMBE	693						
IBADAN	2,026	31.90%	1,536	-40.58%	2,585	9.72%	2,356
ILORIN	2,873	20.11%	2,392	-30.75%	3,454	39.33%	2,479
JOS	977	-8.69%	1,070	-9.63%	1,184	-1.50%	1,202
KADUNA	3,719	38.15%	2,692	-34.28%	4,096	18.01%	3,471
KANO	4,772	-2.19%	4,879	-12.92%	5,603	9.50%	5,117
KATSINA	616	62.96%	378	-15.81%	449	-5.47%	475
LAGOS	61,342	-13.81%	71,168	-6.96%	76,489	17.66%	65,006
MAIDUGURI	5,186	95.62%	2,651	-8.74%	2,905	109.60%	1,386
MAKURDI			166	-47.96%	319	10.38%	289
MINNA	271	-58.75%	657	-37.37%	1,049	101.73%	520
OSUBI	5,331	1.99%	5,227	-27.27%	7,187	-12.95%	8,256
OWERRI	5,585	5.34%	5,302	-12.13%	6,034	32.32%	4,560
PORTHARCOURT	17,335	-20.34%	21,761	-1.29%	22,046	6.08%	20,782
SOKOTO	1,885	3.86%	1,815	-19.76%	2,262	4.67%	2,161
UYO	3,526						
YOLA	3,324	38.04%	2,408	-31.98%	3,540	11.60%	3,172
ZARIA	275						
TOTAL	223,443	12.90%	197,906	-6.46%	211,573	16.05%	182,308

Q4 2016 and Full Year 2016 Air Transportation Data

Aircraft Movement – Foreign Flights
Year-on-Year % Change



AIRPORT	2016	YoY % Chg	2015	YoY % Chg	2014	YoY % Chg	2013
ABUJA	9,269	-2.40%	9,497	-0.03%	9,500	10.57%	8,592
AKURE							
ASABA							
BAUCHI	18						
BENIN							
BIRIN KEBBI	18						
CALABAR			2	-81.82%	11	-15.38%	13
DUTSE	9						
ENUGU	381	10.12%	346	-10.59%	387	133.13%	166
GOMBE	21						
IBADAN							
ILORIN	20				12		
JOS							
KADUNA	80	-10.11%	89	-29.92%	127	-7.97%	138
KANO	2,145	-15.02%	2,524	-0.28%	2,531	40.38%	1,803
KATSINA	23	1050.00%	2	-95.92%	49	390.00%	10
LAGOS	28,978	-3.00%	29,873	-9.29%	32,931	4.40%	31,543
MAIDUGURI	160	540.00%	25			-100.00%	80
MINNA	31	72.22%	18	-65.38%	52		
OSUBI							
OWERRI							
PORTHARCOURT	2,134	-13.67%	2,472	1.90%	2,426	-14.73%	2,845
SOKOTO	73	143.33%	30	-61.04%	77	-25.24%	103
UYO	1						
YOLA	45	-4.26%	47	-34.72%	72	67.44%	43
TOTAL	43,406	-3.38%	44,925	-6.75%	48,175	6.26%	45,336

Q4 2016 and Full Year 2016 Air Transportation Data

Cargo Movement – Kilograms
Year-on-Year % Change



AIRPORT	2016	YoY % Chg	2015	YoY % Chg	2014	YoY % Chg	2013
ABUJA	6,199,530.00	70.09%	3,644,888.10	-11.85%	4,135,049.8	-10.51%	4,620,440.9
CALABAR			11,784				
ENUGU	1,011,708.00						
KANO	4,107,044.20	-56.72%	9,488,461.75	68.06%	5,645,944.0	57.16%	3,592,516.4
MMA	175,740,101.87	4.73%	167,804,849.09	-2.90%	172,820,558.2	-7.64%	187,122,868.7
PHC	4,679,616.00	-43.17%	8,234,673.00	15.12%	7,152,860.0	-18.43%	8,768,792.0
TOTAL	191,738,000.07	1.36%	189,172,871.94	-0.31%	189,754,412.0	-7.03%	204,104,618.0

Q4 2016 and Full Year 2016 Air Transportation Data

Mail Movement – Kilograms
Year-on-Year % Change



AIRPORT	2016	YoY % Chg	2015	YoY % Chg	2014	YoY % Chg	2013
ABUJA	1,337,430.00	-66.39%	3,979,196.00	-4.26%	4,156,111.0	16.22%	3,576,181.6
KANO			17,056.00	28.20%	13,304.0	135.79%	5,642.3
MMA	5,232,904.90	194.52%	1,776,779.07	-7.04%	1,911,253.0	-33.42%	2,870,804.3
PHC	236,223.00	-64.56%	666,464.00				1.0
TOTAL	6,806,557.90	5.70%	6,439,495.07	5.90%	6,080,668.0	-5.76%	6,452,629.2



Methodology

Data is supplied administratively by the Federal Airports Authority of Nigeria (FAAN) and verified and validated by the National Bureau of Statistics, Nigeria (NBS).

Appendix

	2016				Q on Q growth (%) 2016		Y on Y growth (%) 2016		Share of total (%) 2016	
	Q1	Q2	Q3	Q4	Q3	Q4	Q3	Q4	Q3	Q4
Abuja	847,301	863,751	822,702	810,410	-4.8	-1.5	-9.0	-12.0	30.7	30.7
Akure	648	2,215	2,898	4,112	30.8	41.9	802.8	536.5	0.1	0.2
Asaba	19,821	21,482	18,928	14,929	-11.9	-21.1	NA	NA	0.7	0.6
Bauchi	1,797	2,224	795	1,572	-64.3	97.7	-90.2	-96.4	0.0	0.1
Benin	45,772	46,180	42,818	62,920	-7.3	46.9	NA	NA	1.6	2.4
BirinKebbi	2,050	282	2,465	6,981	774.1	183.2	NA	NA	0.1	0.3
Calabar	56,691	52,238	49,639	44,212	-5.0	-10.9	3.8	-15.8	1.9	1.7
Dutse	65	212	277	640	30.7	131.0	-99.5	-99.2	0.0	0.0
Eket	11,917	16,964	11,316	11,514	-33.3	1.7	NA	NA	0.4	0.4
Enugu	96,975	86,384	80,199	77,134	-7.2	-3.8	NA	NA	3.0	2.9
Escravos	35,408	54,185	62,261	46,345	14.9	-25.6	NA	NA	2.3	1.8
Finma	13,468	14,597	13,980	12,840	-4.2	-8.2	NA	NA	0.5	0.5
Forcados	6,051	2,116	0	0	-100.0	NA	NA	NA	0.0	0.0
Gombe	6,446	7,582	6,721	5,416	-11.4	-19.4	NA	NA	0.3	0.2
Ibadan	18,355	17,158	18,540	16,744	8.1	-9.7	45.9	44.6	0.7	0.6
Ilorin	19,525	19,673	17,530	17,993	-10.9	2.6	-1.4	40.5	0.7	0.7
Jos	12,709	16,217	16,854	13,210	3.9	-21.6	115.4	13.8	0.6	0.5
Kaduna	22,308	34,502	36,979	33,444	7.2	-9.6	5.0	71.4	1.4	1.3
Kano	63,488	68,187	63,784	60,109	-6.5	-5.8	25.6	-1.2	2.4	2.3
Katsina	624	707	977	1,268	38.2	29.8	474.7	-70.7	0.0	0.0
Lagos	963,359	983,853	891,770	909,851	-9.4	2.0	-7.3	-7.5	33.3	34.5
Maiduguri	24,362	27,172	28,876	30,203	6.3	4.6	149.8	38.5	1.1	1.1
Minna	0	679	685	1,165	0.9	70.1	181.9	-70.2	0.0	0.0
Osubi	46,217	55,410	59,789	41,717	7.9	-30.2	2.2	30.0	2.2	1.6
Owerri	80,189	92,238	93,127	104,248	1.0	11.9	248.6	-3.1	3.5	4.0
P. Harcourt	273,240	258,257	233,165	209,366	-9.7	-10.2	-21.0	-27.3	8.7	7.9
Sokoto	21,116	24,544	19,074	13,133	-22.3	-31.1	-14.2	-4.8	0.7	0.5
Uyo	56,825	55,545	47,987	50,859	-13.6	6.0	NA	NA	1.8	1.9
Yola	40,718	39,435	37,542	35,465	-4.8	-5.5	-2.4	-8.7	1.4	1.3
Zaria	423	83	15	175	-81.9	1066.7	NA	NA	0.0	0.0
TOTAL	2,787,868	2,864,072	2,681,693	2,637,975	-6.4	-1.6	5.2	-2.6	100.0	100.0

	2016				Q on Q growth (%) 2016		Y on Y growth (%) 2016		Share of total (%) 2016	
	Q1	Q2	Q3	Q4	Q3	Q4	Q3	Q4	Q3	Q4
Abuja	15,212	13,862	12,593	12,764	-9.2	1.4	-14.7	-25.5	23.7	23.4
Akure	128	216	181	310	-16.2	71.3	92.6	42.2	0.3	0.6
Asaba	508	581	480	424	-17.4	-11.7	NA	NA	0.9	0.8
Bauchi	140	168	84	151	-50.0	79.8	NA	NA	0.2	0.3
Benin	767	930	867	1,174	-6.8	35.4	294.1	16.8	1.6	2.2
BirinKebbi	71	76	75	148	-1.3	97.3	NA	NA	0.1	0.3
Calabar	909	867	754	642	-13.0	-14.9	-10.6	-33.8	1.4	1.2
Dutse	8	50	21	23	-58.0	9.5	NA	NA	0.0	0.0
Eket	1,643	2,439	1,893	1,508	-22.4	-20.3	NA	NA	3.6	2.8
Enugu	1,518	1,321	1,102	1,244	-16.6	12.9	43.9	-0.1	2.1	2.3
Escravos	3,991	5,675	6,014	5,821	6.0	-3.2	NA	NA	11.3	10.7
Finma	1,011	983	776	756	-21.1	-2.6	NA	NA	1.5	1.4
Forcados	584	244	0	0	-100.0	NA	NA	NA	0.0	0.0
Gombe	186	182	172	153	-5.5	-11.0	NA	NA	0.3	0.3
Ibadan	497	518	487	524	-6.0	7.6	27.5	28.7	0.9	1.0
Ilorin	743	767	638	725	-16.8	13.6	-8.6	75.1	1.2	1.3
Jos	239	243	254	241	4.5	-5.1	27.0	-1.2	0.5	0.4
Kaduna	821	858	1,020	1,020	18.9	0.0	72.6	102.4	1.9	1.9
Kano	1,260	1,311	1,259	942	-4.0	-25.2	6.0	-22.9	2.4	1.7
Katsina	108	150	171	187	14.0	9.4	288.6	112.5	0.3	0.3
Lagos	15,400	16,354	14,097	15,491	-13.8	9.9	-18.1	-14.2	26.5	28.4
Maiduguri	963	1,045	1,303	1,875	24.7	43.9	124.7	108.6	2.5	3.4
Minna	0	84	97	90	15.5	-7.2	5.4	-58.1	0.2	0.2
Osubi	1,287	1,321	1,503	1,220	13.8	-18.8	8250.0	4592.3	2.8	2.2
Owerri	1,440	1,371	1,343	1,431	-2.0	6.6	-19.6	49.7	2.5	2.6
P. Harcourt	5,117	4,786	3,903	3,529	-18.4	-9.6	807.7	117.0	7.3	6.5
Sokoto	503	486	428	468	-11.9	9.3	-92.1	-91.7	0.8	0.9
Uyo	1,011	934	805	776	-13.8	-3.6	68.4	138.0	1.5	1.4
Yola	857	901	785	781	-12.9	-0.5	NA	NA	1.5	1.4
Zaria	104	92	14	65	-84.8	364.3	-97.9	-91.1	0.0	0.1
TOTAL	57,026	58,815	53,119	54,483	-9.7	2.6	NA	NA	100.0	100.0

Appendix

Table 3: Number of International Passengers	2016				Q on Q growth (%)		Y on Y growth (%)		Share of total (%)	
	Q1	Q2	Q3	Q4	2016		2016		2016	
					Q3	Q4	Q3	Q4	Q3	Q4
Abuja Int	216,204	216,595	252,332	200,795	16.5	-20.4	-10.5	-10.0	21.4	19.9
Bauchi Int	0	0	3,545	0	NA	-100.0	NA	NA	0.3	0.0
BirinKebbiInt	0	0	6,104	2,028	NA	-66.8	NA	NA	0.5	0.2
Cal Int	0	0	0	0	NA	NA	NA	-100.0	0.0	0.0
DutseInt	0	0	3,142	1,621	NA	-48.4	NA	NA	0.3	0.2
Enugu Int	9,278	10257	9,412	9,253	-8.2	-1.7	44.6	-11.9	0.8	0.9
GombeInt	409	409	4,029	607	885.1	-84.9	NA	NA	0.3	0.1
Ilorin Int	0	0	4982	0	NA	-100.0	NA	NA	0.4	0.0
Kaduna. Int	320	125	11,821	2,322	9356.8	-80.4	53.1	-62.5	1.0	0.2
Kano Int	46,603	67,274	56,451	32,261	-16.1	-42.9	29.2	-10.2	4.8	3.2
Kat Int	0	0	7,244	2,962	NA	-59.1	141.9	NA	0.6	0.3
Lagos Int	741,370	719,989	763,374	721,181	6.0	-5.5	-7.4	-6.7	64.7	71.6
Maid Int	110	31	7241	3936	23258.1	-45.6	NA	-57.8	0.6	0.4
Minna Int	0	0	3,697	2,318	NA	-37.3	14.2	NA	0.3	0.2
Phc. Int	23,612	21,333	25,044	21,510	17.4	-14.1	-17.7	-24.1	2.1	2.1
SokInt	0	218	15,741	3,398	7120.6	-78.4	32.5	NA	1.3	0.3
UyoInt	78	346	0	0	-100.0	NA	NA	NA	0.0	0.0
Yola Int	0	0	5,400	2,677	NA	-50.4	62.7	-50.8	0.5	0.3
TOTAL	1,037,984	1,036,577	1,179,559	1,006,869	13.8	-14.6	-3.0	-7.8	100.0	100.0

Table 4: Number of International Aircrafts	2016				Q on Q growth (%)		Y on Y growth (%)		Share of total (%)	
	Q1	Q2	Q3	Q4	2016		2016		2016	
					Q3	Q4	Q3	Q4	Q3	Q4
Abuja Int	2,329	2,378	2,299	2,263	-3.3	-1.6	-1.7	16.6	21.1	22.0
Bauchi Int	0	0	18	0	NA	-100.0	NA	NA	0.2	0.0
BirinKebbiInt	0	0	14	4	NA	-71.4	NA	NA	0.1	0.0
Cal Int	0	0	0	0	NA	NA	NA	-100.0	0.0	0.0
DutseInt	0	0	6	3	NA	-50.0	NA	NA	0.1	0.0
Enugu Int	78	91	96	116	5.5	20.8	77.8	41.5	0.9	1.1
GombeInt	0	2	17	2	750.0	-88.2	NA	NA	0.2	0.0
Ilorin Int	0	0	20	0	NA	-100.0	NA	NA	0.2	0.0
Kaduna. Int	14	11	43	12	290.9	-72.1	-4.4	-57.1	0.4	0.1
Kano Int	507	616	601	421	-2.4	-30.0	-11.4	-31.8	5.5	4.1
Kat Int	0	0	15	8	NA	-46.7	NA	NA	0.1	0.1
Lagos Int	7,619	7,444	7,002	6,913	-5.9	-1.3	-9.7	-10.0	64.3	67.1
Maid Int	22	32	58	48	81.3	-17.2	NA	92.0	0.5	0.5
Minna Int	0	0	24	7	NA	-70.8	33.3	NA	0.2	0.1
Phc. Int	431	632	589	482	-6.8	-18.2	-7.0	-20.1	5.4	4.7
SokInt	0	1	59	13	5800.0	-78.0	103.4	NA	0.5	0.1
UyoInt	0	1	0	0	-100.0	NA	NA	NA	0.0	0.0
Yola Int	0	0	30	15	NA	-50.0	42.9	-42.3	0.3	0.1
TOTAL	11,000	11,208	10,891	10,307	-2.8	-5.4	-5.9	-6.4	100.0	100.0

Appendix

Table 5: Weight of Cargo and Mail (KG)

A) Cargo	2016				Q on Q growth (%)		Y on Y growth (%)		Share of total (%)	
	Q1	Q2	Q3	Q4	2016		2016		2016	
					Q3	Q4	Q3	Q4	Q3	Q4
Lagos	38,550,377	43,739,697	45,840,223	47,609,805	4.8	3.9	10.1	-0.4	92.9	87.3
Abuja	825,007	491,812	639,144	2,151,081	30.0	236.6	-32.0	173.5	1.3	3.9
PHC	1,163,551	580,314	1,544,780	1,390,971	166.2	-10.0	2.1	-3.7	3.1	2.6
Kano	1,772,842	691,550	1,057,121	2,678,017	52.9	153.3	-37.1	-35.6	2.1	4.9
Enugu	0	48,114	278,373	685,221	478.6	146.2	NA	NA	0.6	1.3
TOTAL	42,311,777	45,551,487	49,359,641	54,515,095	8.4	10.4	7.8	0.6	100.0	100.0
B) Mail										
Lagos	363,228	428,888	889,127	3,551,663	107.3	299.5	74.0	883.3	58.7	89.3
Abuja	237,875	272,078	403,470	424,007	48.3	5.1	-51.3	75.7	26.6	10.7
PHC	0	0	0	0	NA	NA	NA	NA	0.0	0.0
Kano	4,469	9,020	222,734	0	2369.3	-100.0	NA	NA	14.7	0.0
TOTAL	605,572	709,986	1,515,331	3,975,670	113.4	162.4	13.1	559.9	100.0	100.0

Acknowledgements/Contacts


Acknowledgements

We acknowledge the contributions of our strategic partner Federal Airports Authority of Nigeria (FAAN) and our technical partner, Proshare in the design, concept and production of this publication.



Contact Us

 @nigerianstat


 Head Office

+234 803 386 5388 Plot
District, FCT, Abuja Nigeria.

feedback@nigerianstat.gov.ng

 NBSNigeria

 762, Independence Avenue, Central Business

 www.nigerianstat.gov.ng

 Address

