

Rail Transportation Data

(Q1 2016 - Q2 2017)

Report Date: November 2017



NATIONAL BUREAU OF STATISTICS

Contents

Executive Summary	1
Rail Transportation Data - Q1 2016- Q2 2017'	
Summary of Actual Passenger	
Lagos MTT	2
Kaduna(Rigasa) to Abuja (Idu) Train Service	3
Iddo(Lagos) to Ilorin Train Service	4
Iddo(Lagos) to Kano Train Service	5
Offa to Kano Train Service	6
Kano to Nguru Train Service	7
Minna to Kaduna Train Service	8
Port Harcourt to Kano Train Service	9
Aba to Port Harcourt Train Service	10
Zaria to Kaura Namoda Train Service	11
OSSG/EXC*	12
Total	13
Summary of Actual Trip	
Lagos MTT	14
Kaduna(Rigasa) to Abuja (Idu) Train Service	15
Iddo(Lagos) to Ilorin Train Service	16
Iddo(Lagos) to Kano Train Service	17
Offa to Kano Train Service	18
Kano to Nguru Train Service	19
Minna to Kaduna Train Service	20
Port Harcourt to Kano Train Service	21
Aba to Port Harcourt Train Service	22
Zaria to Kaura Namoda Train Service	23
OSSG/EXC*	24
Total	25
Summary of Luggage Rack and Parcel	
Lagos MTT	28
Kaduna(Rigasa) to Abuja (Idu) Train Service	29
Iddo(Lagos) to Ilorin Train Service	30
Iddo(Lagos) to Kano Train Service	31
Offa to Kano Train Service	32
Kano to Nguru Train Service	33
Minna to Kaduna Train Service	34
Port Harcourt to Kano Train Service	35
Aba to Port Harcourt Train Service	36
Zaria to Kaura Namoda Train Service	37
OSSG/EXC*	38
Total	40
Summary of Freight Traffic (Actual Ton)	41
Summary of Freight Traffic (Actual Trip)	45
Passengers/Goods Traffic and Accidents Reports	49
Methodology	50
Appendix	51
Acknowledgment and Contact	54

Executive Summary

The rail transportation data for Q1 2016 to Q2 2017 reflected that a total of 596,792 passengers travelled via the rail system in Q2 2017 as against 768,093 passenger recorded in Q1 2017 and 742,826 in Q2 2016 respectively. The Lagos Mass Transit Train service from Iddo/Apapa to Ijoko recorded the highest number with 427,760 passengers while the Minna to Kaduna Train Service recorded the least with 573 passengers.

Similarly, a total of 1,866 trips embarked on via the rail system in Q2 2017 as against 1,755 trips recorded in Q1 2017 and 1,588 in Q2 2016 respectively. The Lagos Mass Transit Train service from Iddo/Apapa to Ijoko recorded the highest number with 1,002 trips while the Port Harcourt to Kano Train Service recorded the least with 2 trips.

Rail Transportation Data - Q1 2016- Q2 2017'


Summary of Actual Passenger

Lagos MTT *



**TRAIN SERVICES
LAGOS MTT**

YEAR ON YEAR GROWTH



**Q1 2016-Q1 2017
(0.28)**



**Q2 2016-Q2 2017
(24.38)**



2016

Q1 2016

532,474

Q2 2016

565,642

Q3 2016

531,898

Q4 2016

655,724



2017

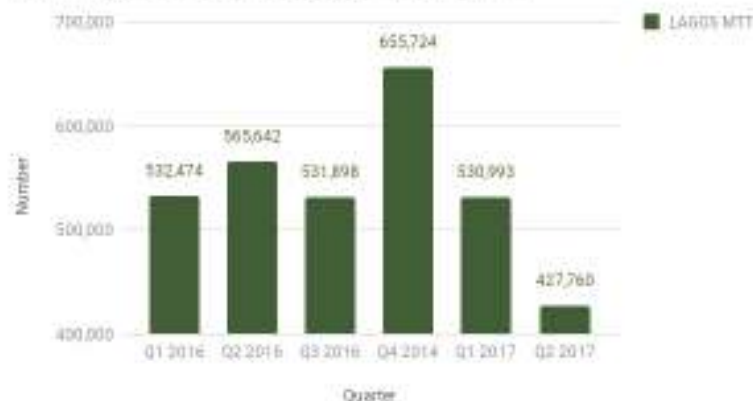
Q1 2017

530,993

Q2 2017

427,760

Summary of Actual Passenger - Lagos MTT



* Lagos MTT : Lagos Mass Transit Train from Iddo/Apapa to Ijoko

Rail Transportation Data - Q1 2016- Q2 2017'


Summary of Actual Passenger

Kaduna(Rigasa) to Abuja (Idu) Train Service



TRAIN SERVICES
KDJ-ABV EXP

YEAR ON YEAR GROWTH



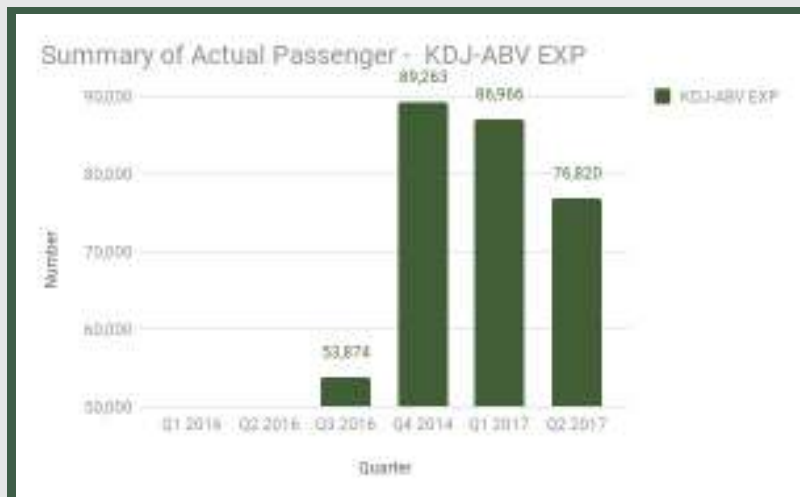
2016

Q1 2016	Q2 2016	Q3 2016	Q4 2016
-----	-----	53,874	89,263




2017

Q1 2017	Q2 2017
86,966	76,820




Rail Transportation Data - Q1 2016- Q2 2017'

Summary of Actual Passenger Iddo(Lagos) to Ilorin Train Service



TRAIN SERVICES
DD-IA-DD

YEAR ON YEAR GROWTH



Q1 2016-Q1 2017
(40.74)



Q2 2016-Q2 2017
(64.66)



2016

Q1 2016
6,109

Q2 2016
7,535

Q3 2016
8,585

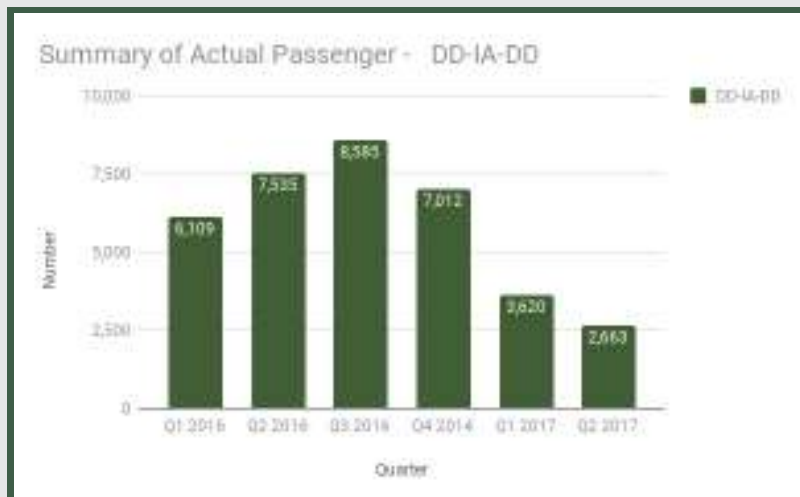
Q4 2016
7,012



2017

Q1 2017
3,620

Q2 2017
2,663




Rail Transportation Data - Q1 2016- Q2 2017'

Summary of Actual Passenger Iddo(Lagos) to Kano Train Service



TRAIN SERVICES
DD-KC-DD

YEAR ON YEAR GROWTH



Q1 2016-Q1 2017
(4.99)



Q2 2016-Q2 2017
(14.01)



2016

Q1 2016

24,100

Q2 2016

21,529

Q3 2016

31,088

Q4 2016

26,951



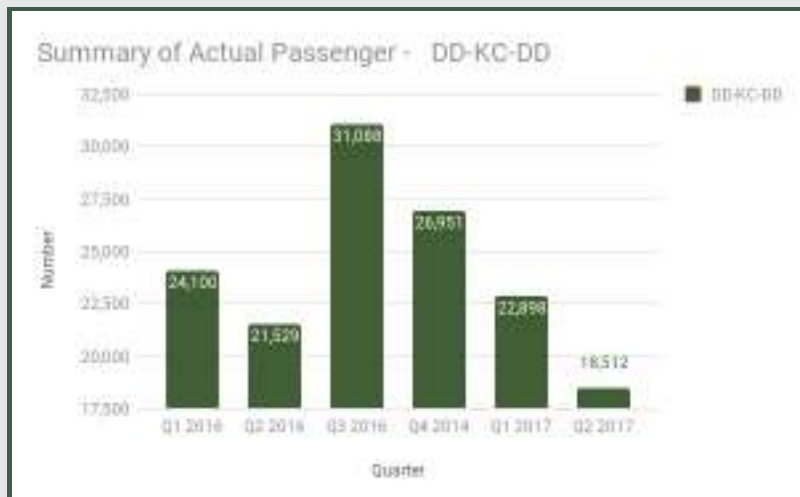
2017

Q1 2017

22,898

Q2 2017

18,512



Rail Transportation Data - Q1 2016- Q2 2017'

Summary of Actual Passenger

Offa to Kano Train Service



TRAIN SERVICES

OA-KC-OA

YEAR ON YEAR GROWTH



Q1 2016-Q1 2017

(17.96)



Q2 2016-Q2 2017

(59.90)



2016

Q1 2016

17,810

Q2 2016

16,732

Q3 2016

14,269

Q4 2016

22,693



2017

Q1 2017

14,612

Q2 2017

6,709



Rail Transportation Data - Q1 2016- Q2 2017'

Summary of Actual Passenger

Kano to Nguru Train Service



TRAIN SERVICES

KC-NRU-KC

YEAR ON YEAR GROWTH



Q1 2016-Q1 2017
(31.91)



Q2 2016-Q2 2017
(64.95)



2016

Q1 2016

6,262

Q2 2016

7,941

Q3 2016

3,288

Q4 2016

894



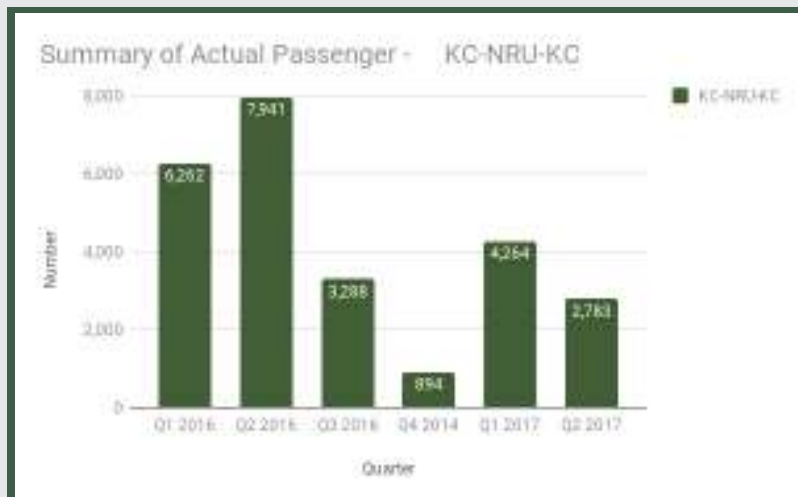
2017

Q1 2017

4,264

Q2 2017

2,783



Rail Transportation Data - Q1 2016- Q2 2017'


Summary of Actual Passenger

Minna to Kaduna Train Service



TRAIN SERVICES
MX-KDJ-MX

YEAR ON YEAR GROWTH



Q1 2016-Q1 2017
(62.10)



Q2 2016-Q2 2017
(97.84)



2016

Q1 2016

36,308

Q2 2016

26,573

Q3 2016

11,753

Q4 2016

17,948



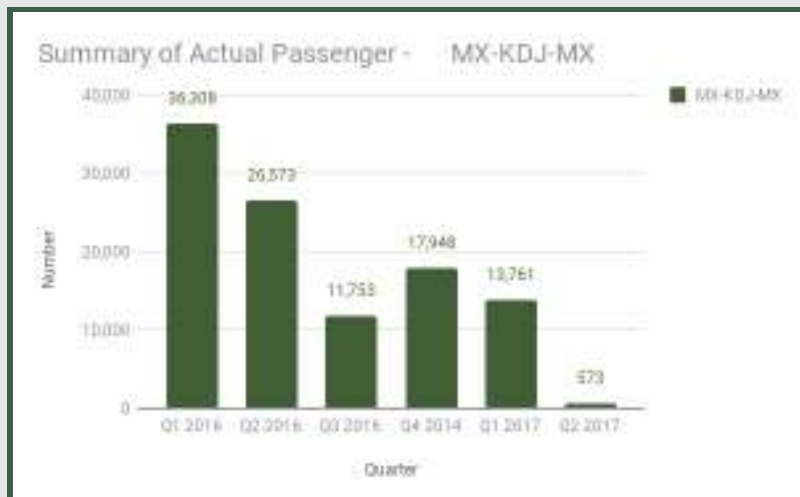
2017

Q1 2017

13,761

Q2 2017

573



Rail Transportation Data - Q1 2016- Q2 2017'

Summary of Actual Passenger

Port Harcourt to Kano Train Service



TRAIN SERVICES

PH-KC-PH

YEAR ON YEAR GROWTH



Q1 2016-Q1 2017

36.54



Q2 2016-Q2 2017

(69.81)



2016

Q1 2016

6,122

Q2 2016

9,508

Q3 2016

21,804

Q4 2016

15,829



2017

Q1 2017

8,359

Q2 2017

2,870




Rail Transportation Data - Q1 2016- Q2 2017'

Summary of Actual Passenger

Aba to Port Harcourt Train Service



TRAIN SERVICES
ABA-PH-ABA



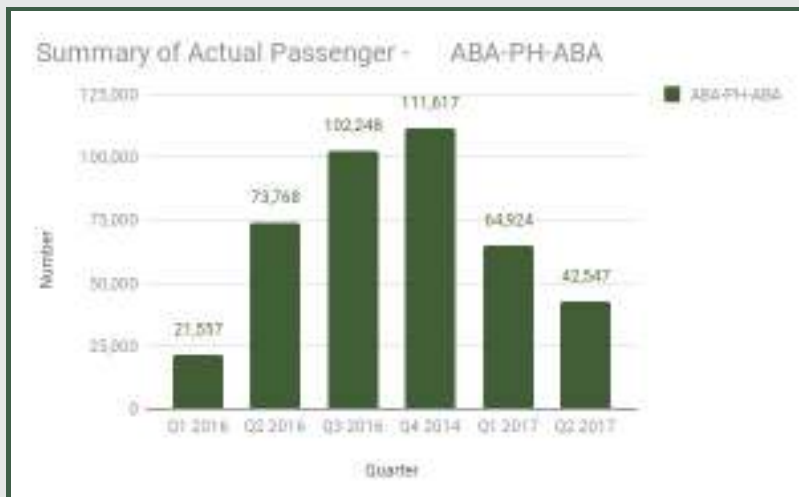
2016

Q1 2016	Q2 2016	Q3 2016	Q4 2016
21,557	73,768	102,248	111,617



2017

Q1 2017	Q2 2017
64,924	42,547



Rail Transportation Data - Q1 2016- Q2 2017'

Summary of Actual Passenger


Zaria to Kaura Namoda Train Service



TRAIN SERVICES

ZRX-KRN-ZRX

YEAR ON YEAR GROWTH



Q1 2016-Q1 2017

201.17



Q2 2016-Q2 2017

(42.32)



2016

Q1 2016

3,997

Q2 2016

7,118

Q3 2016

4,574

Q4 2016

6,240



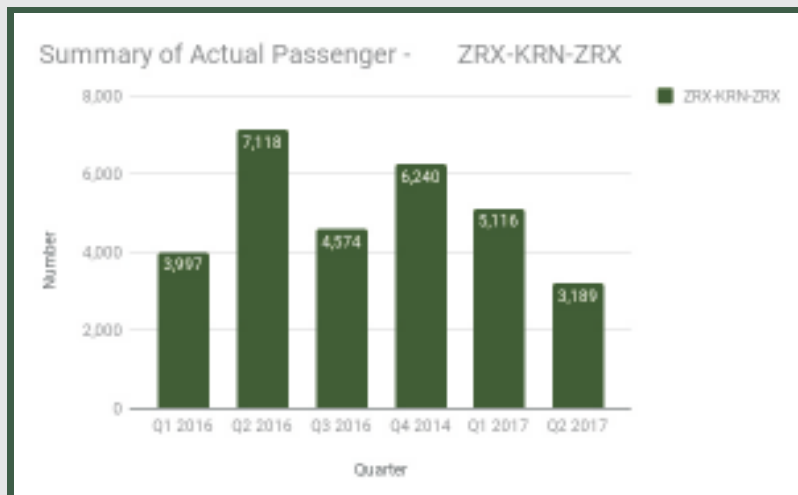
2017

Q1 2017

5,116

Q2 2017

3,189



Rail Transportation Data - Q1 2016- Q2 2017'

Summary of Actual Passenger

OSSG/EXC*



TRAIN SERVICES

OSSG/EXC

YEAR ON YEAR GROWTH



Q1 2016-Q1 2017

201.17



Q2 2016-Q2 2017

(42.32)



2016

Q1 2016

3,997

Q2 2016

7,118

Q3 2016

4,574

Q4 2016

6,240



2017

Q1 2017

5,116

Q2 2017

3,189

OSSG/EXC*: Special Train eg Chartered train to move people to Oshogbo paid for by Osun State Government.



Rail Transportation Data - Q1 2016- Q2 2017'

Summary of Actual Passenger

TOTAL



TRAIN SERVICES

TOTAL

YEAR ON YEAR GROWTH



Q1 2016-Q1 2017

15.20



Q2 2016-Q2 2017

(19.66)



2016

Q1 2016

666,771

Q2 2016

742,826

Q3 2016

787,337

Q4 2016

961,851



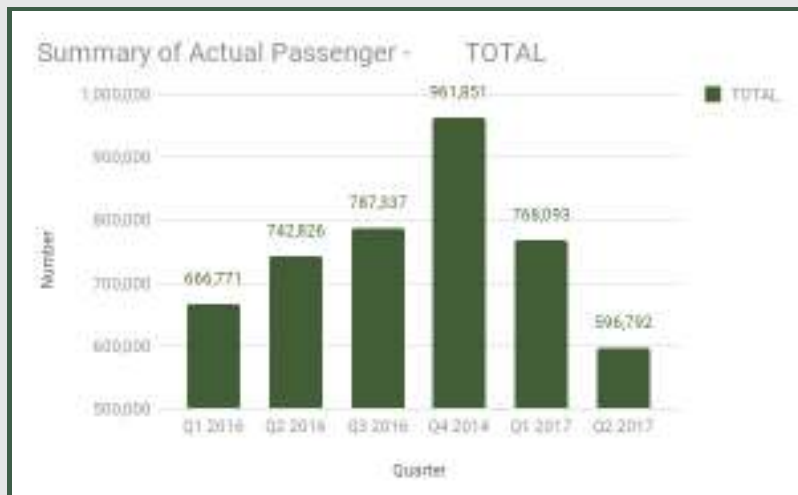
2017

Q1 2017

768,093

Q2 2017

596,792



Rail Transportation Data - Q1 2016- Q2 2017'


Summary of Actual Trip

Lagos Mass Transit Train from Iddo/Apapa to Ijoko



TRAIN SERVICES
LAGOS MTT

YEAR ON YEAR GROWTH



Q1 2016-Q1 2017

53.36



Q2 2016-Q2 2017

(1.38)



2016

Q1 2016

684

Q2 2016

1016

Q3 2016

1,058

Q4 2016

1071



2017

Q1 2017

1,049

Q2 2017

1,002

Summary of Actual Trip - LAGOS MTT



Rail Transportation Data - Q1 2016- Q2 2017'


Summary of Actual Trip

Kaduna(Rigasa) to Abuja (Idu) Train Service



TRAIN SERVICES
KDJ-ABV EXP

YEAR ON YEAR GROWTH



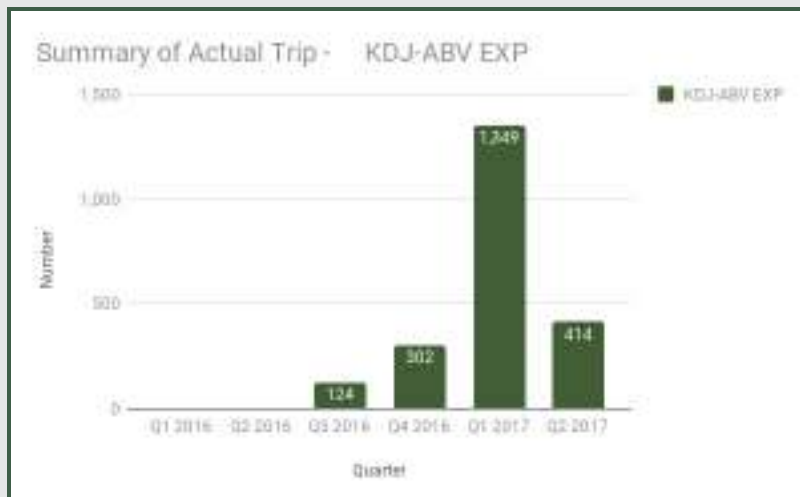
2016

Q1 2016	Q2 2016	Q3 2016	Q4 2016
-----	-----	124	302



2017

Q1 2017	Q2 2017
1,349	414



Rail Transportation Data - Q1 2016- Q2 2017'

Summary of Actual Trip

Iddo(Lagos) to Ilorin Train Service



TRAIN SERVICES

DD-IA-DD

YEAR ON YEAR GROWTH



Q1 2016-Q1 2017

1,862.50



Q2 2016-Q2 2017

(50.00)



2016

Q1 2016

16

Q2 2016

28

Q3 2016

22

Q4 2016

19



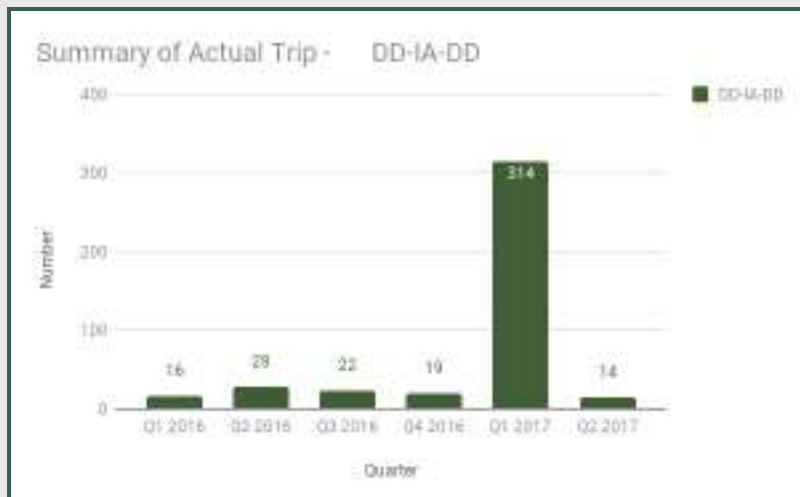
2017

Q1 2017

314

Q2 2017

14



Rail Transportation Data - Q1 2016- Q2 2017'

Summary of Actual Trip

Iddo(Lagos) to Kano Train Service



TRAIN SERVICES

DD-KC-DD

YEAR ON YEAR GROWTH



Q1 2016-Q1 2017

83.33



Q2 2016-Q2 2017

(4.17)



2016

Q1 2016

18

Q2 2016

24

Q3 2016

20

Q4 2016

24



2017

Q1 2017

33

Q2 2017

23



Rail Transportation Data - Q1 2016- Q2 2017'

Summary of Actual Trip

Offa to Kano Train Service



TRAIN SERVICES

OA-KC-OA

YEAR ON YEAR GROWTH



Q1 2016-Q1 2017

173.33



Q2 2016-Q2 2017

(36.00)



2016

Q1 2016

15

Q2 2016

25

Q3 2016

19

Q4 2016

16



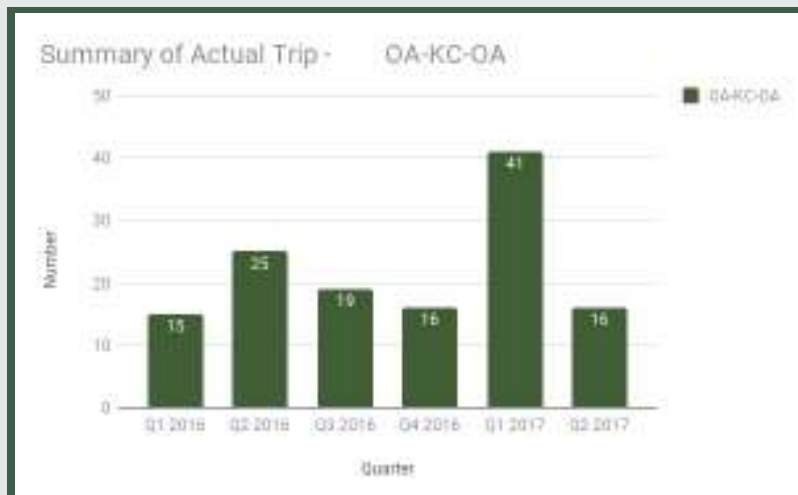
2017

Q1 2017

41

Q2 2017

16



Rail Transportation Data - Q1 2016- Q2 2017'


Summary of Actual Trip

Kano to Nguru Train Service



TRAIN SERVICES
KC-NRU-KC

YEAR ON YEAR GROWTH



Q1 2016-Q1 2017

39.39



Q2 2016-Q2 2017

(22.64)



2016

Q1 2016

33

Q2 2016

53

Q3 2016

37

Q4 2016

22



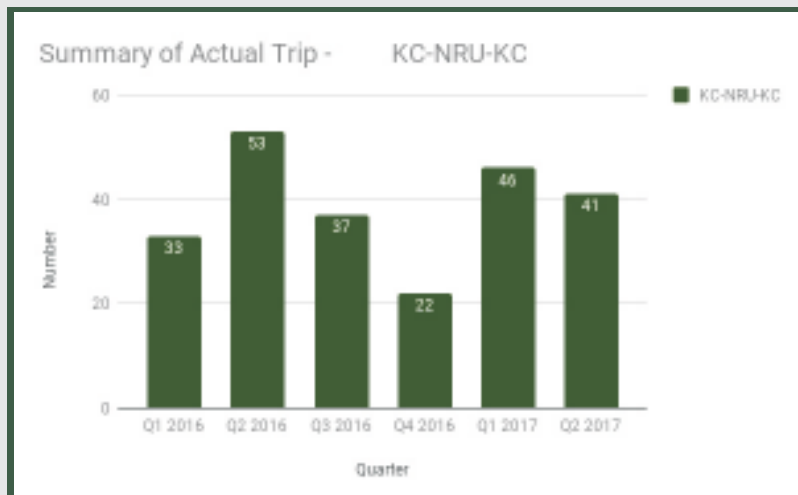
2017

Q1 2017

46

Q2 2017

41




Rail Transportation Data - Q1 2016- Q2 2017'

Summary of Actual Trip

Minna to Kaduna Train Service



TRAIN SERVICES
MX-KDJ-MX



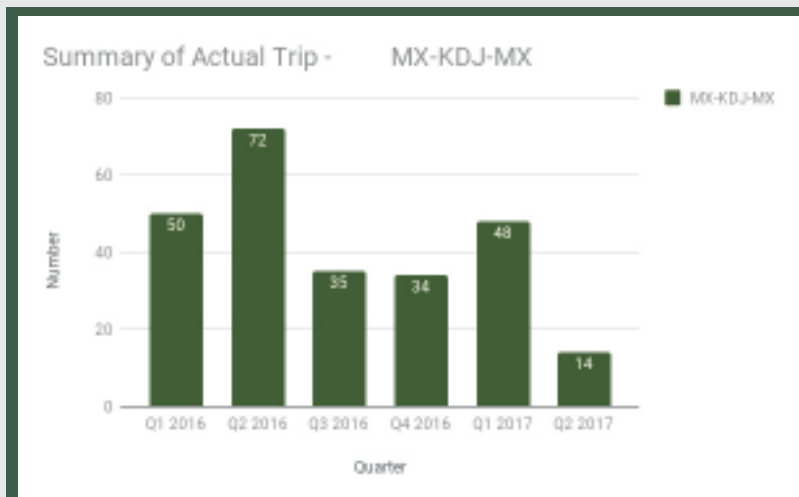
2016

Q1 2016	Q2 2016	Q3 2016	Q4 2016
50	72	35	34



2017

Q1 2017	Q2 2017
48	14



Rail Transportation Data - Q1 2016- Q2 2017'


Summary of Actual Trip

Port Harcourt to Kano Train Service



TRAIN SERVICES
PH-KC-PH

YEAR ON YEAR GROWTH



Q1 2016-Q1 2017
175.00



Q2 2016-Q2 2017
(90.91)



2016

Q1 2016
16

Q2 2016
22

Q3 2016
18

Q4 2016
21



2017

Q1 2017
44

Q2 2017
2




Rail Transportation Data - Q1 2016- Q2 2017'

Summary of Actual Trip

Aba to Port Harcourt Train Service



TRAIN SERVICES
ABA-PH-ABA



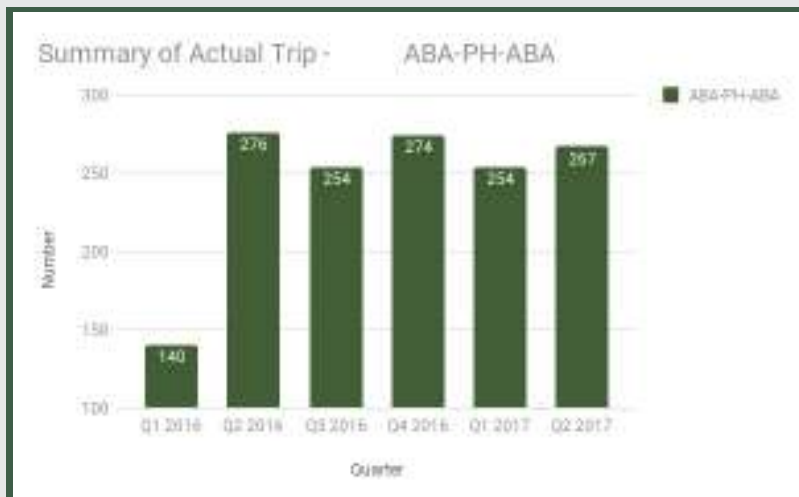
2016

Q1 2016	Q2 2016	Q3 2016	Q4 2016
140	276	254	274



2017

Q1 2017	Q2 2017
254	267



Rail Transportation Data - Q1 2016- Q2 2017'

Summary of Actual Trip

KAF-GMB-KAF



TRAIN SERVICES

KAF-GMB-KAF

YEAR ON YEAR GROWTH



Q1 2016-Q1 2017



Q2 2016-Q2 2017



2016

Q1 2016

Q2 2016

0

Q3 2016

Q4 2016

0

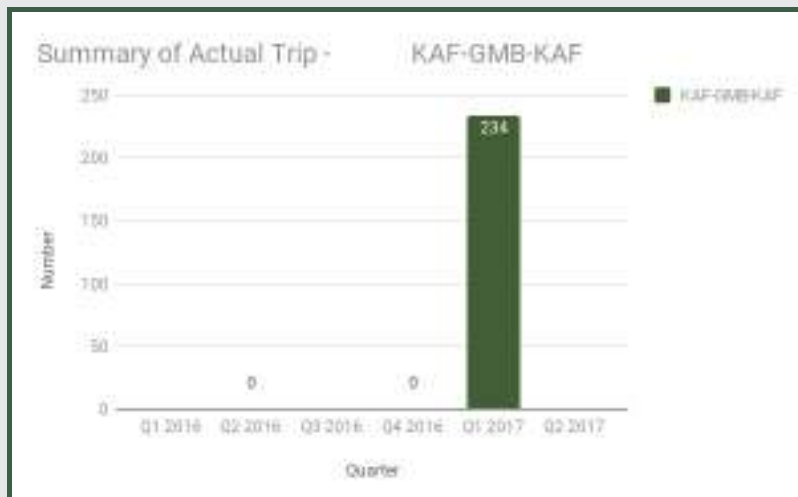


2017

Q1 2017

234

Q2 2017



Rail Transportation Data - Q1 2016- Q2 2017'

Summary of Actual Trip


Zaria to Kaura Namoda Train Service



TRAIN SERVICES

ZRX-KRN-ZRX

YEAR ON YEAR GROWTH



Q1 2016-Q1 2017

12.50



Q2 2016-Q2 2017

(26.92)



2016

Q1 2016

16

Q2 2016

26

Q3 2016

20

Q4 2016

26



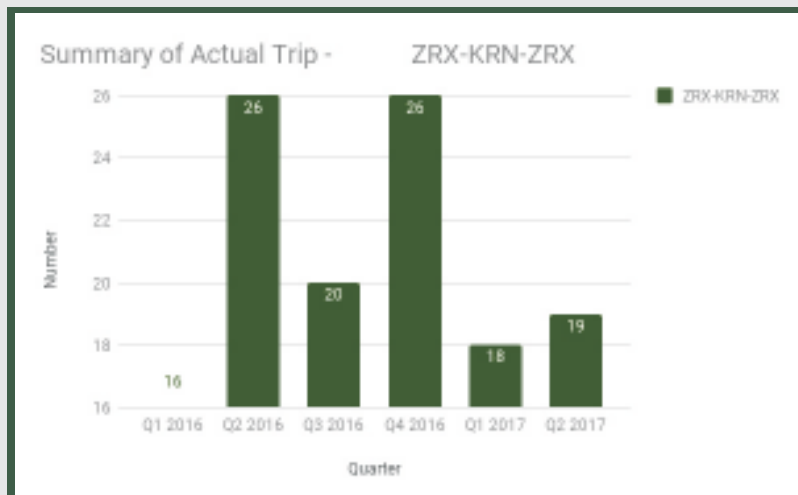
2017

Q1 2017

18

Q2 2017

19



Rail Transportation Data - Q1 2016- Q2 2017'


Summary of Actual Trip

OSSG/EXC*



TRAIN SERVICES
OSSG/EXC

YEAR ON YEAR GROWTH



Q1 2016-Q1 2017
104.17



Q2 2016-Q2 2017
17.39



2016

Q1 2016

24

Q2 2016

46

Q3 2016

Q4 2016

18



2017

Q1 2017

49

Q2 2017

54

OSSG/EXC*: Special Train eg Chartered train to move people to Oshogbo paid for by Osun State Government.



Rail Transportation Data - Q1 2016- Q2 2017'


Summary of Actual Trip

MRN NT



TRAIN SERVICES
MRN NT

YEAR ON YEAR GROWTH



Q1 2016-Q1 2017



Q2 2016-Q2 2017



2016

Q1 2016

Q2 2016

0

Q3 2016

Q4 2016

0



2017

Q1 2017

31

Q2 2017



Rail Transportation Data - Q1 2016- Q2 2017'

Summary of Actual Trip

TOTAL



TRAIN SERVICES

TOTAL

YEAR ON YEAR GROWTH



Q1 2016-Q1 2017

73.42



Q2 2016-Q2 2017

17.51



2016

Q1 2016

1,012

Q2 2016

1,588

Q3 2016

1,607

Q4 2016

1,827



2017

Q1 2017

1,755

Q2 2017

1,866



Rail Transportation Data - Q1 2016- Q2 2017'


Summary of Actual Luggage Rack and Parcel

Lagos Mass Transit Train from Iddo/Apapa to Ijoko



TRAIN SERVICES
LAGOS MTT

YEAR ON YEAR GROWTH



Q1 2016-Q1 2017

22.89



Q2 2016-Q2 2017

(30.14)



2016

Q1 2016

83

Q2 2016

146

Q3 2016

190

Q4 2016

180



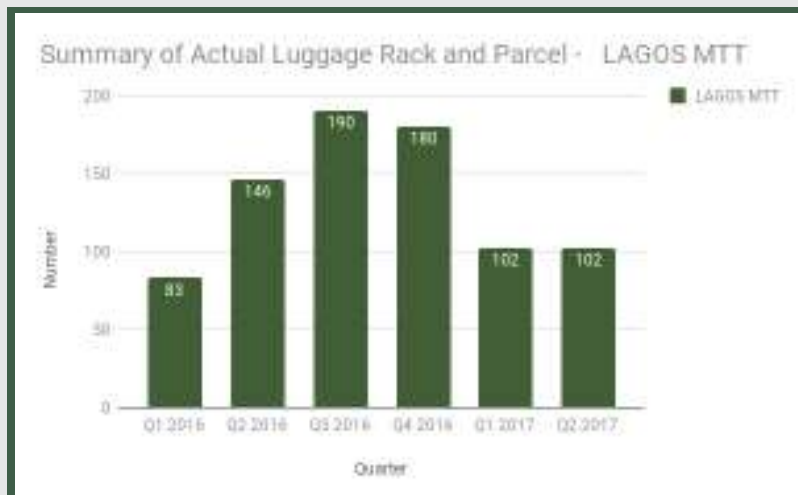
2017

Q1 2017

102

Q2 2017

102



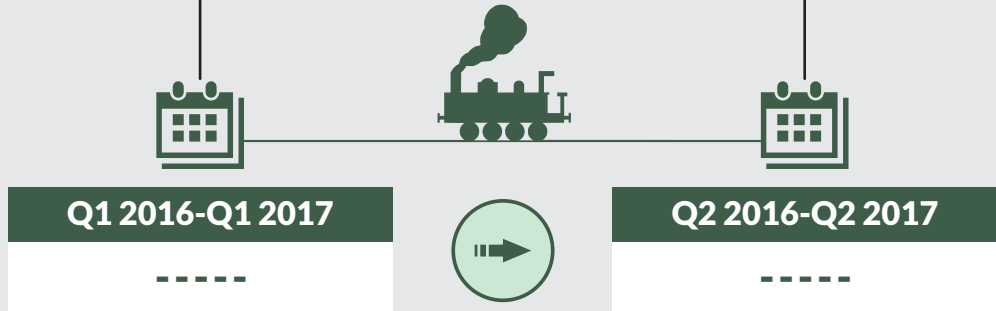
Rail Transportation Data - Q1 2016- Q2 2017'

Summary of Actual Luggage Rack and Parcel Kaduna(Rigasa) to Abuja (Idu) Train Service



TRAIN SERVICES
KDJ-ABV EXP

YEAR ON YEAR GROWTH



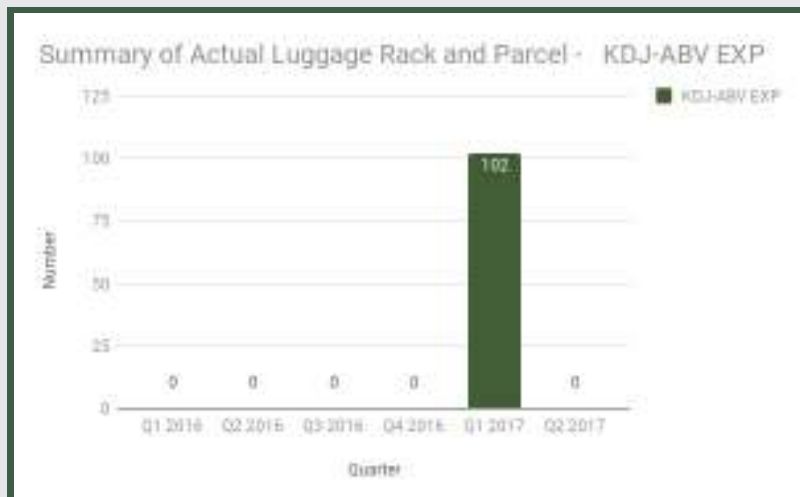
2016

Q1 2016	Q2 2016	Q3 2016	Q4 2016
-----	0	-----	0



2017

Q1 2017	Q2 2017
102	-----



Rail Transportation Data - Q1 2016- Q2 2017'

Summary of Actual Luggage Rack and Parcel

Iddo(Lagos) to Ilorin Train Service



TRAIN SERVICES

DD-IA-DD

YEAR ON YEAR GROWTH



Q1 2016-Q1 2017

21.95



Q2 2016-Q2 2017

(91.23)



2016

Q1 2016

41

Q2 2016

114

Q3 2016

160

Q4 2016

72



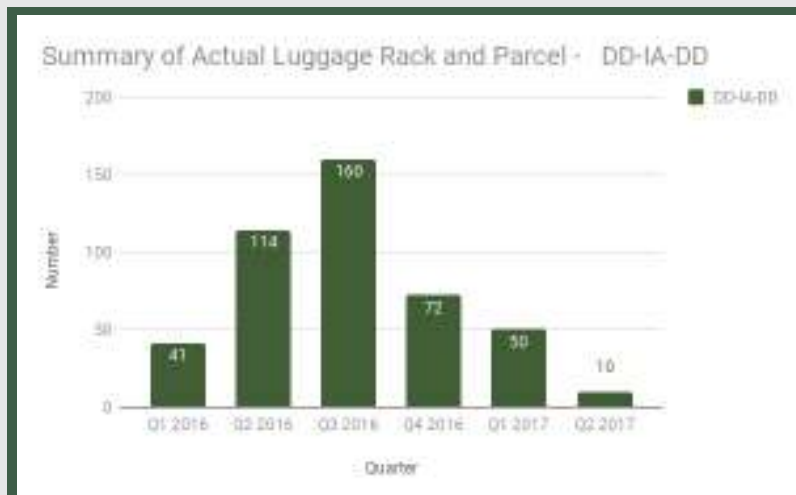
2017

Q1 2017

50

Q2 2017

10



Rail Transportation Data - Q1 2016- Q2 2017'

Summary of Actual Luggage Rack and Parcel

Iddo(Lagos) to Kano Train Service



TRAIN SERVICES

DD-KC-DD

YEAR ON YEAR GROWTH



Q1 2016-Q1 2017

15.44



Q2 2016-Q2 2017

9.01



2016

Q1 2016

641

Q2 2016

655

Q3 2016

899

Q4 2016

900



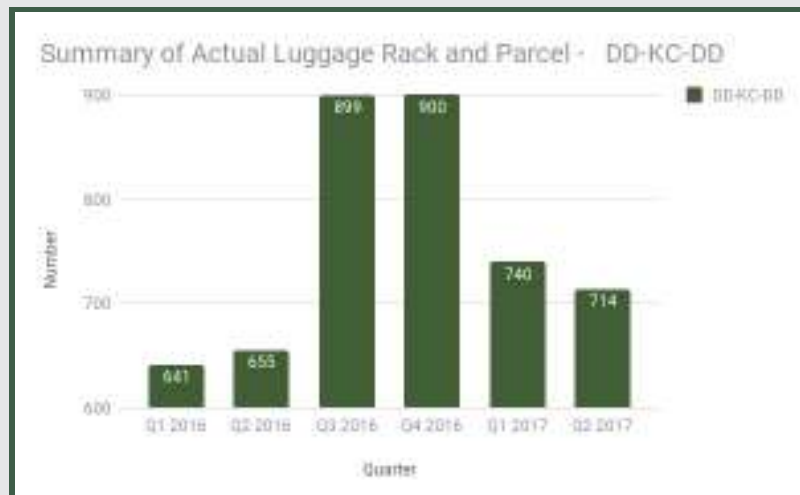
2017

Q1 2017

740

Q2 2017

714



Rail Transportation Data - Q1 2016- Q2 2017'

Summary of Actual Luggage Rack and Parcel

Offa to Kano Train Service



TRAIN SERVICES

OA-KC-OA

YEAR ON YEAR GROWTH



Q1 2016-Q1 2017

298.17



Q2 2016-Q2 2017

(64.79)



2016

Q1 2016

219

Q2 2016

267

Q3 2016

175

Q4 2016

197



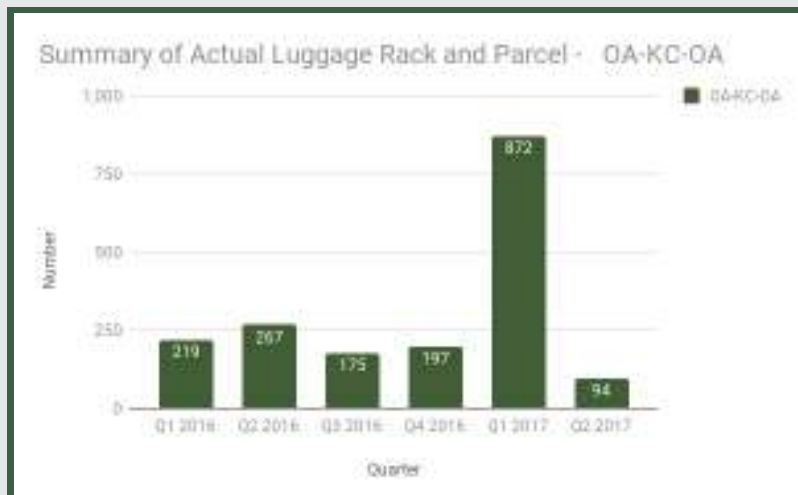
2017

Q1 2017

872

Q2 2017

94



Rail Transportation Data - Q1 2016- Q2 2017'

Summary of Actual Luggage Rack and Parcel

Kano to Nguru Train Service



TRAIN SERVICES

KC-NRU-KC

YEAR ON YEAR GROWTH



Q1 2016-Q1 2017
(38.16)



Q2 2016-Q2 2017
(43.33)



2016

Q1 2016

1,811

Q2 2016

1,477

Q3 2016

1,162

Q4 2016

465



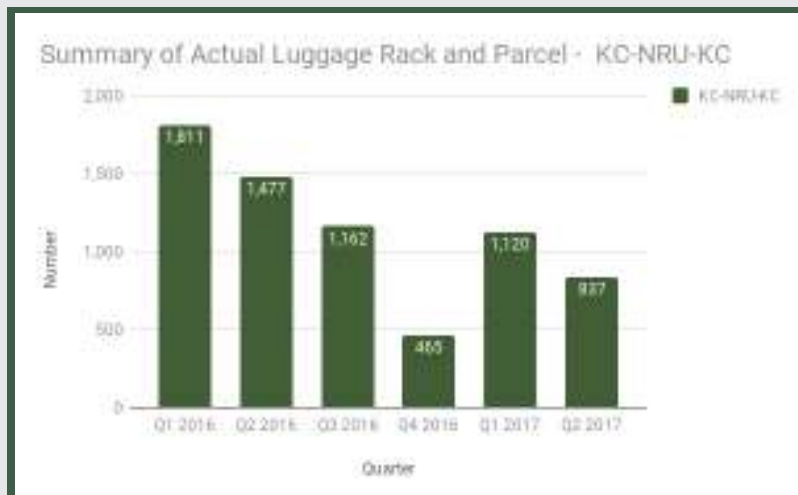
2017

Q1 2017

1,120

Q2 2017

837



Rail Transportation Data - Q1 2016- Q2 2017'

Summary of Actual Luggage Rack and Parcel

Minna to Kaduna Train Service



TRAIN SERVICES

MX-KDJ-MX

YEAR ON YEAR GROWTH



Q1 2016-Q1 2017

280.67



Q2 2016-Q2 2017

(95.19)



2016

Q1 2016

269

Q2 2016

104

Q3 2016

51

Q4 2016

170



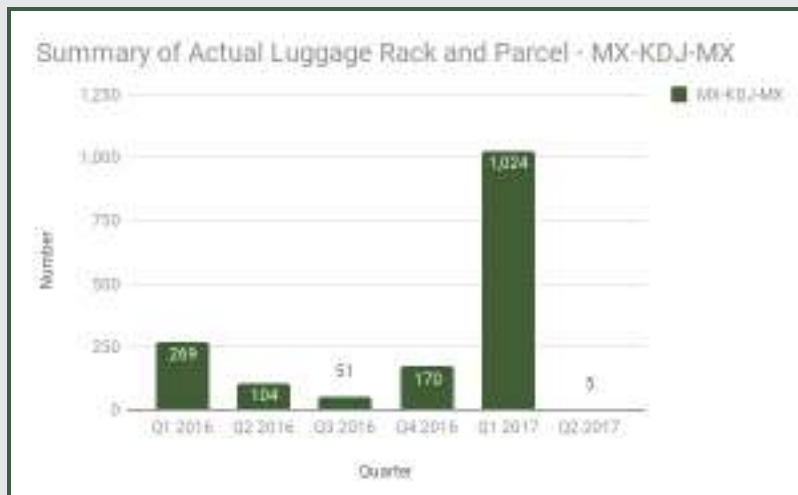
2017

Q1 2017

1,024

Q2 2017

5



Rail Transportation Data - Q1 2016- Q2 2017'

Summary of Actual Luggage Rack and Parcel

Port Harcourt to Kano Train Service



TRAIN SERVICES

PH-KC-PH

YEAR ON YEAR GROWTH



Q1 2016-Q1 2017

162.60



Q2 2016-Q2 2017

(85.88)



2016

Q1 2016

131

Q2 2016

177

Q3 2016

226

Q4 2016

565



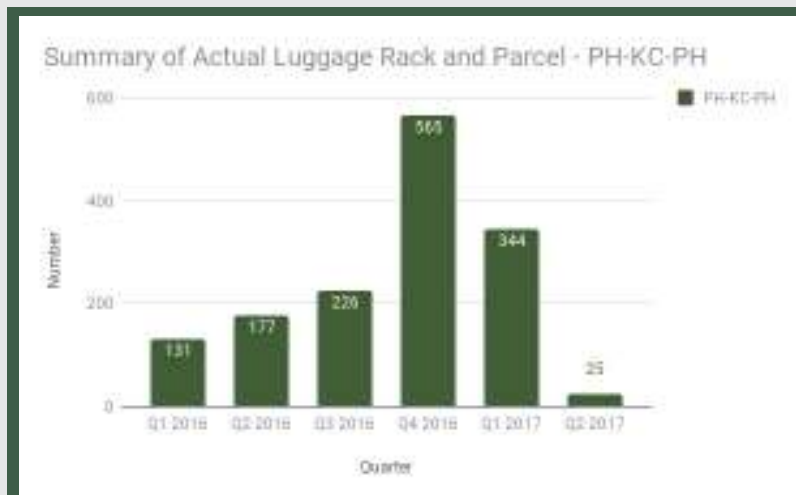
2017

Q1 2017

344

Q2 2017

25



Rail Transportation Data - Q1 2016- Q2 2017'

Summary of Actual Luggage Rack and Parcel

Aba to Port Harcourt Train Service



TRAIN SERVICES

ABA-PH-ABA

YEAR ON YEAR GROWTH



Q1 2016-Q1 2017

900.00



Q2 2016-Q2 2017

(7.47)



2016

Q1 2016

62

Q2 2016

281

Q3 2016

519

Q4 2016

623



2017

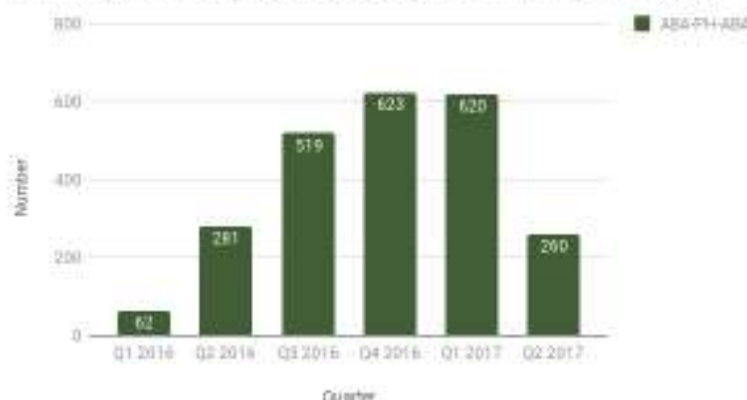
Q1 2017

620

Q2 2017

260

Summary of Actual Luggage Rack and Parcel - ABA-PH-ABA



Rail Transportation Data - Q1 2016- Q2 2017'

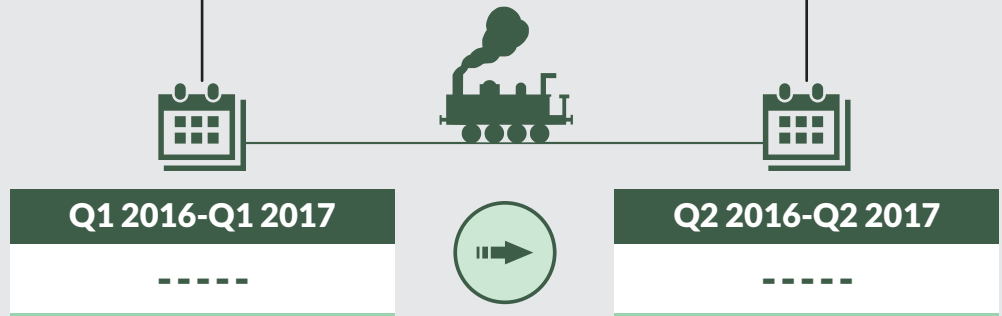
Summary of Actual Luggage Rack and Parcel

KAF-GMB-KAF



TRAIN SERVICES
KAF-GMB-KAF

YEAR ON YEAR GROWTH



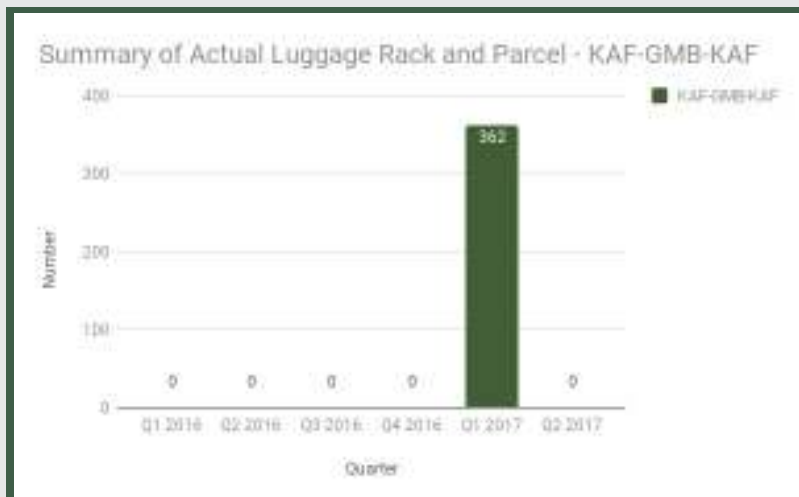
2016

Q1 2016	Q2 2016	Q3 2016	Q4 2016
-----	0	-----	0



2017

Q1 2017	Q2 2017
362	-----



Rail Transportation Data - Q1 2016- Q2 2017'

Summary of Actual Luggage Rack and Parcel


Zaria to Kaura Namoda Train Service



TRAIN SERVICES

ZRX-KRN-ZRX

YEAR ON YEAR GROWTH



Q1 2016-Q1 2017

40.00



Q2 2016-Q2 2017



2016

Q1 2016

5

Q2 2016

6

Q3 2016

4

Q4 2016

12



2017

Q1 2017

7

Q2 2017

6

Summary of Actual Luggage Rack and Parcel - ZRX-KRN-ZRX



Rail Transportation Data - Q1 2016- Q2 2017'


Summary of Actual Luggage Rack and Parcel

OSSG/EXC*



TRAIN SERVICES
OSSG/EXC

YEAR ON YEAR GROWTH



Q1 2016-Q1 2017



Q2 2016-Q2 2017



2016

Q1 2016

Q2 2016

0

Q3 2016

Q4 2016

0



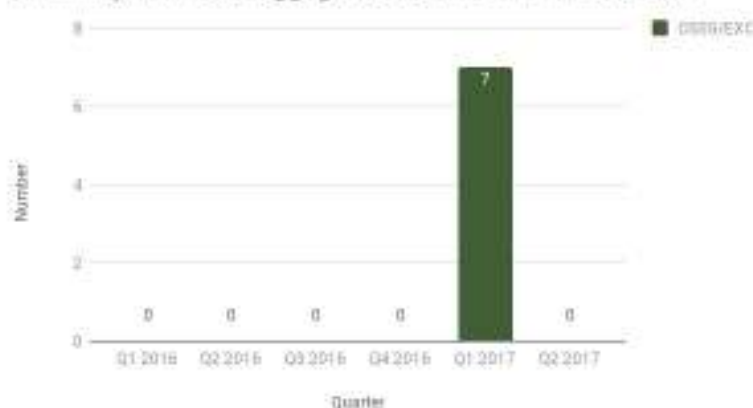
2017

Q1 2017

7

Q2 2017

Summary of Actual Luggage Rack and Parcel - OSSG/EXC



OSSG/EXC *: Special Train eg Chartered train to move people to Oshogbo paid for by Osun State Government.

Rail Transportation Data - Q1 2016- Q2 2017'

Summary of Actual Luggage Rack and Parcel

TOTAL



TRAIN SERVICES

TOTAL

YEAR ON YEAR GROWTH



Q1 2016-Q1 2017

(18.00)



Q2 2016-Q2 2017

(36.38)



2016

Q1 2016

3,262

Q2 2016

3,227

Q3 2016

3,386

Q4 2016

3,184



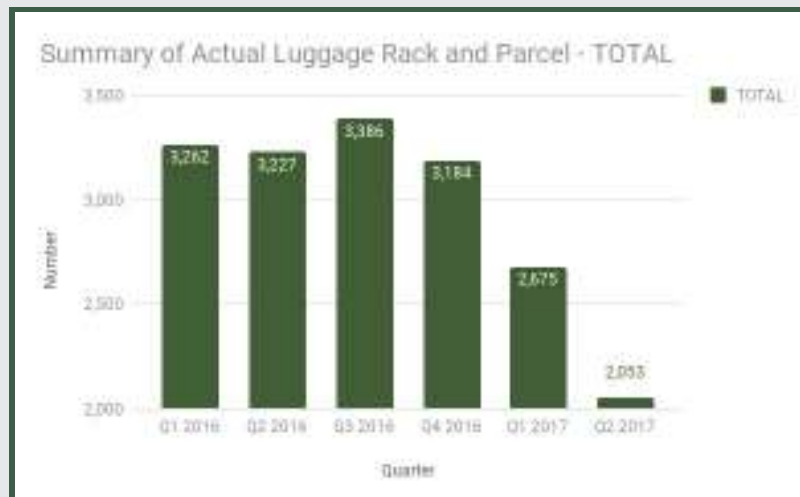
2017

Q1 2017

2,675

Q2 2017

2,053



Rail Transportation Data - Q1 2016- Q2 2017'

SUMMARY OF ACTUAL TON (FREIGHT TRAFFIC)



	Q1 2016	Q2 2016	Q3 2016	Q4 2016	Q1 2017	Q2 2017
PETROLEUM	-----	-----	-----	-----	-----	-----
CONTRAIL(CEM)	11,320	7,680	13,800	5,200	-----	-----
CONTRAIL(CONT)	-----	-----	-----	2,900	-----	-----
CGGC	14,208	10,493	3,920	680	4,920	-----
APMT LOADED	1,075	500	-----	800	4,920	-----
APMT EMPTIES	394	250	-----	-----	-----	-----
ICNL LOADED	-----	-----	5,840	-----	-----	-----
ICNL EMPTIES	-----	-----	1,238	-----	-----	-----

Rail Transportation Data - Q1 2016- Q2 2017'

SUMMARY OF ACTUAL TON (FREIGHT TRAFFIC)



	Q1 2016	Q2 2016	Q3 2016	Q4 2016	Q1 2017	Q2 2017
CEMENT	-----	-----	-----	-----	5,320	5,400
PIPE	-----	1,950	668	-----	5,320	1,200
RETURN EMPTY/CONT	-----	-----	-----	-----	250	500
RETURN/LD/CONT	-----	-----	-----	-----	3,550	500
CONT/UP/APMT	-----	-----	-----	-----	3,800	1,000
CONT/UP/ICNL	-----	-----	-----	-----	6,100	-----
RETURN/LD/CONT	-----	-----	-----	-----	6,600	-----
CONTRAIL/ICNL/LD	-----	-----	-----	2,800	1,000	-----

Rail Transportation Data - Q1 2016- Q2 2017'

SUMMARY OF ACTUAL TON (FREIGHT TRAFFIC)



	Q1 2016	Q2 2016	Q3 2016	Q4 2016	Q1 2017	Q2 2017
EASTERN LINE/FRT	-----	-----	-----	-----	-----	-----
PET,PRODUCTS	-----	-----	-----	-----	-----	-----
CONTAINERS/SHUTTLE	-----	-----	-----	-----	-----	-----
CEREAL	-----	-----	-----	-----	1,668	-----
CATTLE (ND,NED)	-----	-----	766	1,265	1,668	-----
FLOUR	-----	-----	-----	2,935	450	-----
ANIMAL FEEDS	-----	-----	-----	1,000	1,250	500
GRAINS	-----	-----	25	1,200	2,400	-----

Rail Transportation Data - Q1 2016- Q2 2017'


SUMMARY OF ACTUAL TON (FREIGHT TRAFFIC)



	Q1 2016	Q2 2016	Q3 2016	Q4 2016	Q1 2017	Q2 2017
CONTRAIL EMPT CONT.	-----	-----	-----	112	1,600	-----
R/BUS	-----	-----	-----	-----	-----	-----
FERTILIZER	-----	2,523	4,720	1,400	3,600	7,059
IRON RODS	-----	-----	-----	-----	4,360	-----
SOYA BEANS	-----	-----	-----	-----	3,160	-----
SALT	-----	-----	-----	-----	2,400	-----
OTHERS	-----	708	813	-----	-----	-----
TOTAL FREIGHT	27,705	24,209	30,977	20,292	32,168	16,159

Rail Transportation Data - Q1 2016- Q2 2017'

SUMMARY OF ACTUAL TRIP (FREIGHT TRAFFIC)



PETROLEUM	Q1 2016 0	Q2 2016 0	Q3 2016 0	Q4 2016 0	Q1 2017 0	Q2 2017 0
CONTRAIL(CEM)	Q1 2016 23	Q2 2016 7	Q3 2016 22	Q4 2016 11	Q1 2017 0	Q2 2017 0
CONTRAIL(CONT)	Q1 2016 0	Q2 2016 0	Q3 2016 0	Q4 2016 3	Q1 2017 0	Q2 2017 0
CGGC	Q1 2016 29	Q2 2016 21	Q3 2016 9	Q4 2016 1	Q1 2017 8	Q2 2017 0
APMT LOADED	Q1 2016 2	Q2 2016 1	Q3 2016 0	Q4 2016 1	Q1 2017 8	Q2 2017 0
APMT EMPTIES	Q1 2016 2	Q2 2016 1	Q3 2016 0	Q4 2016 0	Q1 2017 0	Q2 2017 0
ICNL LOADED	Q1 2016 0	Q2 2016 0	Q3 2016 7	Q4 2016 0	Q1 2017 0	Q2 2017 0
ICNL EMPTIES	Q1 2016 0	Q2 2016 0	Q3 2016 5	Q4 2016 0	Q1 2017 0	Q2 2017 0

Rail Transportation Data - Q1 2016- Q2 2017'

SUMMARY OF ACTUAL TRIP (FREIGHT TRAFFIC)



CEMENT	Q1 2016	Q2 2016	Q3 2016	Q4 2016	Q1 2017	Q2 2017
	0	0	0	0	7	8
PIPE	Q1 2016	Q2 2016	Q3 2016	Q4 2016	Q1 2017	Q2 2017
	0	0	1	0	7	2
RETURN EMPTY/CONT	Q1 2016	Q2 2016	Q3 2016	Q4 2016	Q1 2017	Q2 2017
	0	0	0	0	1	2
RETURN/LD/CONT	Q1 2016	Q2 2016	Q3 2016	Q4 2016	Q1 2017	Q2 2017
	0	0	0	0	7	0
CONT/UP/APMT	Q1 2016	Q2 2016	Q3 2016	Q4 2016	Q1 2017	Q2 2017
	0	0	0	0	7	2
CONT/UP/ICNL	Q1 2016	Q2 2016	Q3 2016	Q4 2016	Q1 2017	Q2 2017
	0	0	0	0	11	0
RETURN/LD/CONT	Q1 2016	Q2 2016	Q3 2016	Q4 2016	Q1 2017	Q2 2017
	0	0	0	0	12	1
CONTRAIL/ICNL/LD	Q1 2016	Q2 2016	Q3 2016	Q4 2016	Q1 2017	Q2 2017
	0	0	0	4	2	0

Rail Transportation Data - Q1 2016- Q2 2017'

SUMMARY OF ACTUAL TRIP (FREIGHT TRAFFIC)



	Q1 2016	Q2 2016	Q3 2016	Q4 2016	Q1 2017	Q2 2017
EASTERN LINE/FRT	0	0	0	0	0	0
PET,PRODUCTS	0	0	0	0	0	0
CONTAINERS/SHUTTLE	0	0	0	0	0	0
CEREAL	0	0	0	0	2	0
CATTLE (ND,NED)	0	0	2	2	2	0
FLOUR	0	0	0	4	1	0
ANIMAL FEEDS	0	0	0	3	2	1
GRAINS	0	0	1	2	3	0

Rail Transportation Data - Q1 2016- Q2 2017'

SUMMARY OF ACTUAL TRIP (FREIGHT TRAFFIC)



	Q1 2016	Q2 2016	Q3 2016	Q4 2016	Q1 2017	Q2 2017
CONTRAIL EMPT CONT.	0	0	0	1	2	0
R/BUS	0	0	0	0	0	0
FERTILIZER	0	0	11	2	5	9
IRON RODS	0	0	0	0	6	0
SOYA BEANS	0	0	0	0	4	0
SALT	0	0	0	0	3	0
OTHERS	1	2	4	0	0	0
TOTAL FREIGHT	57	32	62	34	50	25

Rail Transportation Data - Q1 2016- Q2 2017'

PASSENGERS/GOODS TRAFFIC AND ACCIDENTS REPORTS FROM 2014 - 2015



NUMBER OF PASSENGERS

2014	2015
4,685,570	2,581,046



TRAFFIC RECEIPTS (N)

2014	2015
1,042,555,495	947,686,537



GOODS TRAFFIC TONS

2014	2015
210,646	242,677



GOODS TRAFFIC RECEIPTS (N)

2014	2015
604,438,676	388,504,308



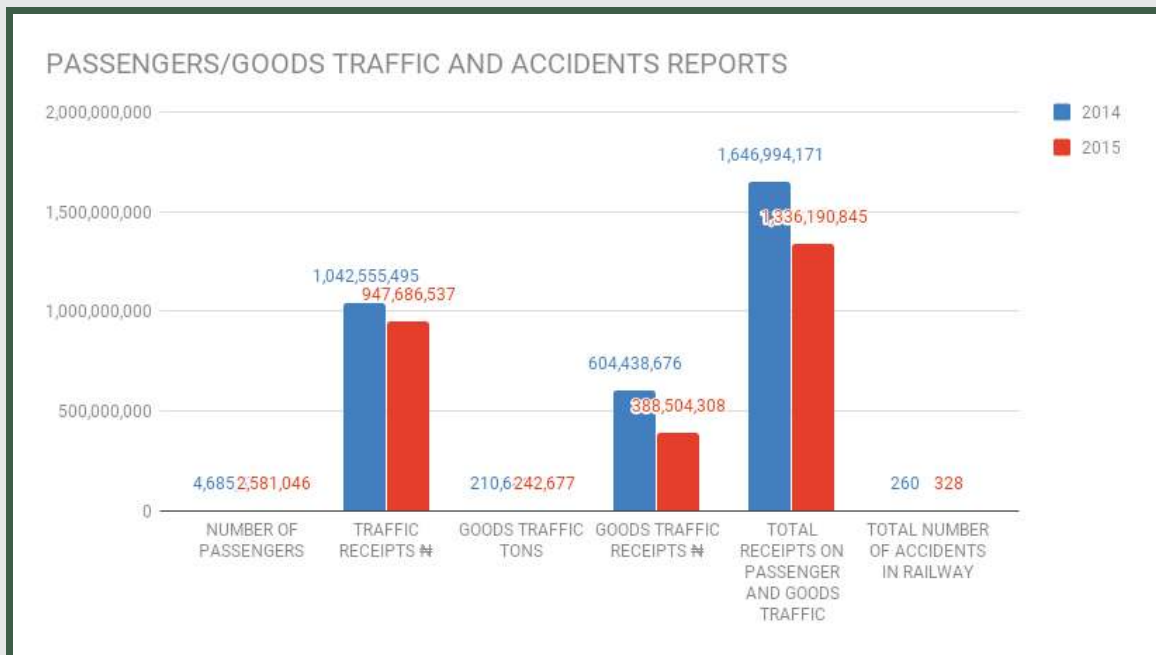
TOTAL RECEIPTS ON PASSENGER AND GOODS TRAFFIC

2014	2015
1,646,994,171	1,336,190,845



TOTAL NUMBER OF ACCIDENTS IN RAILWAY

2014	2015
260	328



Methodology

Data is provided by the Nigerian Railway Corporation (NRC) and verified and validated by the National Bureau of Statistics (NBS)

Please note that data revisions by National Statistics Offices are normal in every country in the world. Accordingly the data in this report may be revised. The most recent version is therefore the most accurate.

Definition of Terms

LAGOS MTT - Lagos Mass Transit Train from Iddo/Apapa to Ijoko

KDJ-ABV-EXP - Kaduna(Rigasa) to Abuja (Idu) Train Service

DD-IA-DD - Iddo(Lagos) to Ilorin Train Service

DD-KC-DD - Iddo(Lagos) to Kano Train Service

OA-KC-OA - Offa to Kano Train Service

KC-NRU-KC - Kano to Nguru Train Service

MX-KDJ-MX - Minna to Kaduna Train Service

PH-KC-PH - Port Harcourt to Kano Train Service

ABA-PH-ABA - Aba to Port Harcourt Train Service

ZRX-KRN-ZRX - Zaria to Kaura Namoda Train Service

OSSG/EXCURSION - Special Train eg Chartered train to move people to Oshogbo paid for by Osun State Government.

CEMENT - Cement traffic for Lafarge from Ewekoro (Ogun) to Ilorin, Minna and Kano. Also, Asaka Cement from Gombe to Kaduna.

CONT/UP/APMT - Bonded Container from Apapa Terminal port of AP Molla to Kano

CONT/UP/ICNL - Bonded Container from Apapa Terminal port for ICNL to Kaduna Inland Container Depots.

RETURN EMPTY/CONT - Return of empty Containers from Kano to Apapa

RETURN/LD/CONT - Return of empty Containers from Kaduna to Apapa

GRAINS - From up North down to Lagos.

FLOUR/ WHEAT - From Apapa Lagos to Kano

FERTILIZER - From Lagos to Kaduna

PETROLEUM - From Lagos to Kano for Nig Railway Corporation use

CATTLE - From Gusau to Lagos and from Gombe to Port Harcourt

CGGC - Track materials

SUMMARY OF FREIGHT TRAFFIC (ACTUAL TRIP)

S/N	TRAIN SERVICES	2016														2017									
		JANUARY	FEBRUARY	MARCH	Q1 2016	APRIL	MAY	JUNE	Q2 2016	JULY	AUGUST	SEPTEMBER	Q3 2016	OCTOBER	NOVEMBER	DECEMBER	Q4 2016	JANUARY	FEBRUARY	MARCH	Q1 2017	APRIL	MAY	JUNE	Q2 2017
1	PETROLEUM				-				-				-				-				-				-
2	CONTRAIL(CEM)	7	8	8	23	3	4		7	5	9	8	22	3	5	3	11				-				-
3	CONTRAIL(CONT)				-				-				-		2	1	3				-				-
4	CGGC	15	14		29		12	9	21	5	2	2	9			1	1	6	2		8				-
5	APMT LOADED		1	1	2	1			1	-			-		1		1				8				-
6	APMT EMPTY		1	1	2	1			1	-			-				-				-				-
7	ICNL LOADED				-				-	2	2	3	7				-				-				-
8	ICNL EMPTY				-				-	-	1	4	5				-				-				-
9	CEMENT				-				-				-				-	4	2	1	7	2	2	4	8
10	PIPE				-				-	1			1				-				7	2			2
11	RETURN EMPTY/CONT				-				-				-				-			1	1		2		2
12	RETURN/LD/CONT				-				-				-				-			2	4	7			-
13	CONT/UP/APMT				-				-				-				-			1	7	7	1	1	2
14	CONT/UP/ICNL				-				-				-				-			5	2	3	11		-
15	RETURN/LD/CONT				-				-				-				-			2		12	1		1
16	CONTRAIL/ICNL/LD				-				-				-			4	4				2				-
17	EASTERN LINE/FRT				-				-				-				-				-				-
18	PET,PRODUCTS				-				-				-				-				-				-
19	CONTAINERS/SHUTTLE				-				-				-				-				-				-
20	CEREAL				-				-				-				-			2	2				-
21	CATTLE (ND,NED)				-				-			2	2	2			2				2				-
22	FLOUR				-				-				1	2	1	4				1	1				-
23	ANIMAL FEEDS				-				-				1	2	2	3				1	2	1			1
24	GRAINS				-				-			1	1		1	1	2	1	1	1	3				-
25	CONTRAIL EMPT CONT.				-				-				-			1	1				2				-
26	R/BUS				-				-				-				-				-				-
27	FERTILIZER				-				-	4	2	5	11	1		1	2	1		4	5	4	4	1	9
28	IRON RODS				-				-				-				-			1	6				-
29	SOYA BEANS				-				-				-				-			3	4				-
30	SALT				-				-				-				-				3				-
31	OTHERS	1			1	2			2		4		4				-				-				-
	TOTAL FREIGHT	23	24	10	57	5	18	9	32	17	20	25	62	8	14	12	34	19	17	14	50	11	9	5	25

NIGERIAN RAILWAY CORPORATION OPERATING AND COMMERCIAL

DEPARTMENT: PASSENGERS/GOODS TRAFFIC AND ACCIDENTS REPORTS FROM 2011 - 2015

YEAR	NUMBER OF PASSENGERS	TRAFFIC RECEIPTS ₦	GOODS TRAFFIC TONS	GOODS TRAFFIC RECEIPTS ₦	TOTAL RECEIPTS ON PASSENGER AND GOODS TRAFFIC	TOTAL NUMBER OF ACCIDENTS IN RAILWAY
2011	3,493,443	466,821,564	341,396	213,351,957	680,173,521	184
2012	4,155,988	736,966,548	182,465	197,069,755	934,036,303	144
2013	4,328,787	989,299,966	101,326	435,023,451	1,424,323,417	177
2014	4,685,570	1,042,555,495	210,646	604,438,676	1,646,994,171	260
2015	2,581,046	947,686,537	242,677	388,504,308	1,336,190,845	328

Acknowledgements/Contacts

Acknowledgements

We acknowledge the contributions of our strategic partner the Nigerian Railway Corporation (NRC) and our technical partner, Proshare in the design, concept and production of this publication.




proshare


Contact Us

 @nigerianstat

 NBSNigeria

 www.nigerianstat.gov.ng

 **Head Office Address**
Plot 762, Independence Avenue, Central
Business District, FCT, Abuja Nigeria.

 +234 803 386 5388

 feedback@nigerianstat.gov.ng