

Road Transport Data

(2016)

Report Date: March 2017

Data Source: National Bureau of Statistics / Federal Road Safety Corps (FRSC)



NATIONAL BUREAU OF STATISTICS

Contents

Vehicle Population in Nigeria	
Road Traffic Crashes On Monthly Basis In Year 2016	
Number Of Children And Adults Injured In Road Traffic Crashes.In.2016	
Number and Percentage of Adults to Children Injured	
Number Of Male and Female Injured In Road Traffic Crashes In 2016	
Number and Percentage of Male to Female Injured	
Number Of Children And Adults Killed In Road Traffic Crashes In 2016	
Number and Percentage of Adults to Children Killed	
Number Of Male and Female Killed In Road Traffic Crashes In 2016	
Number and Percentage of Male to Female Killed	
Number Of Vehicles Involved In Road Traffic Crashes	
Vehicles Category	

Executive Summary.....	1
-------------------------------	----------

2

3

4

6

7

8

9

11

12

14

15

16

Causative Factors Of Road Traffic Crashes

-Speed Violation	19
- Use of Phone While Driving	20
- Tyre Burst	21
- Loss of Control	22
-Mechanically Deficient Vehicle	23
- Brake Failure	24
-Overloading	25
- Dangerous Overtaking	26
- Wrongful Overtaking	27
- Dangerous Driving	28
- Worn Out-Tyre	29
-Bad Road	30
-Route Violation	31
- Road Obstruction Violation	32
- Sleeping on-Steering	33
- Driving Under Alcohol/Drug Influence	34
- Road Violation	35
- Poor Weather	36
- Fatigue	37
- Sign Light Violation	38
-Others	39
Percentage-Of-Road-Traffic-Crashes-by Causes	40
National Driver License Yearly Production-On State Basis	41
Vehicle Number Plate-Produced On State-Basis	41

Methodology	42
-----------------------	----

Appendix	43
--------------------	----

Acknowledgements/Contacts	50
-------------------------------------	----

Executive Summary

The 2016 road transport data reflected that 11,363 road crashes occurred in the year 2016. Speed violation is reported as the major cause of road crashes in 2016 and it accounted for 33.86% of the total road crashes reported. Loss of control and dangerous driving followed closely as they both accounted for 15.43% and 8.53% of the total road crashes recorded.

A total of 30,105 Nigerians got injured in the road traffic crashes recorded in 2016. 28,250 of the 30,105 Nigerians that got injured, representing 94% of the figure, are adults while the remaining 1,855 Nigerians, representing 6% of the figure are children. 22,705 male Nigerians, representing 75%, got injured in road crashes in 2016 while 7,400 female Nigerians, representing 25%, got injured.

Similarly, a total of 5,053 Nigerians got killed in the road traffic crashes recorded in 2016. 4,696 of the 5,053 Nigerians that got killed, representing 93% of the figure, are adults while the remaining 357 Nigerians, representing 7% of the figure are children. 3,970 male Nigerians, representing 79%, got killed in road crashes in 2016 while 1,083 female Nigerians, representing 25%, got killed.

Total vehicle population in Nigeria in 2016 was put at 11,387,185. Commercial vehicles accounted for 53.8% of the total vehicle population in Nigeria in 2016, private vehicles accounted for 44.5%, government vehicles accounted for 1.65 and diplomat vehicles accounted for 0.1%. With the total population of the country put at 193,392,517 in 2016, Nigeria's vehicle per population ratio is put 0.06.

Data on the category of vehicles involved in road crashes in 2016 reflected that 56.6% of vehicles are commercial (8,876), 41.6% are private (6,521), 1.70% are government (270) and the remaining 0.10% are diplomat (15).

FCT Recorded the highest number of road crashes in 2016 and closely followed by Kaduna and Niger States while Borno and Bayelsa States recorded the least.

A total of 889,834 national drivers licenses were produced in 2016. Lagos and FCT produced the highest number of drivers' licenses while Yobe and Zamfara States produced the least numbers of national drivers' license.

Similarly, a total of 462,395 vehicle number plates were produced in 2016. Lagos and FCT produced the highest number of vehicle plate numbers while Yobe and Zamfara States produced the least numbers of vehicle plate numbers in 2016.

Road Transport Data - 2016

Vehicle Population in Nigeria



Population for 2016

193,392,517



Vehicle per Population

0.06

Vehicle Population

11,387,185



Commercial

53.8%




Private

44.5%



Government

1.6%



Diplomatic

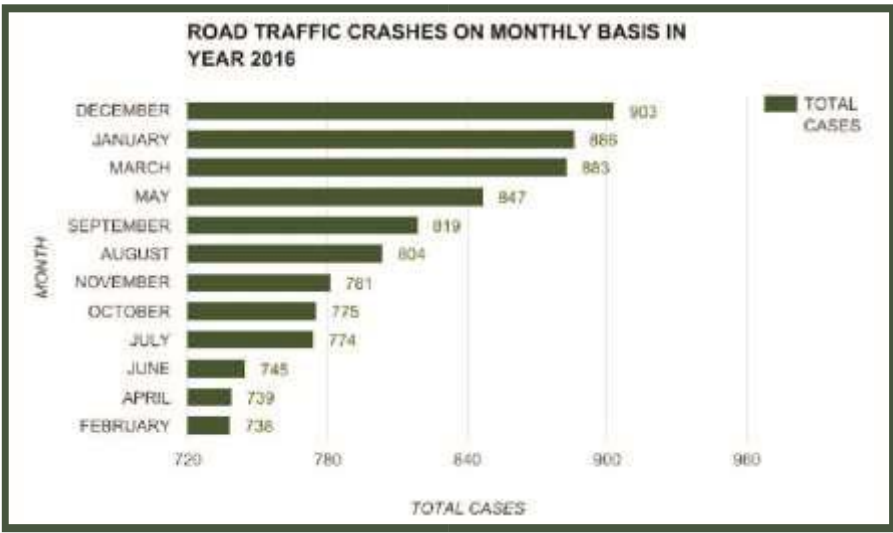
0.1%

Road Transport Data - 2016

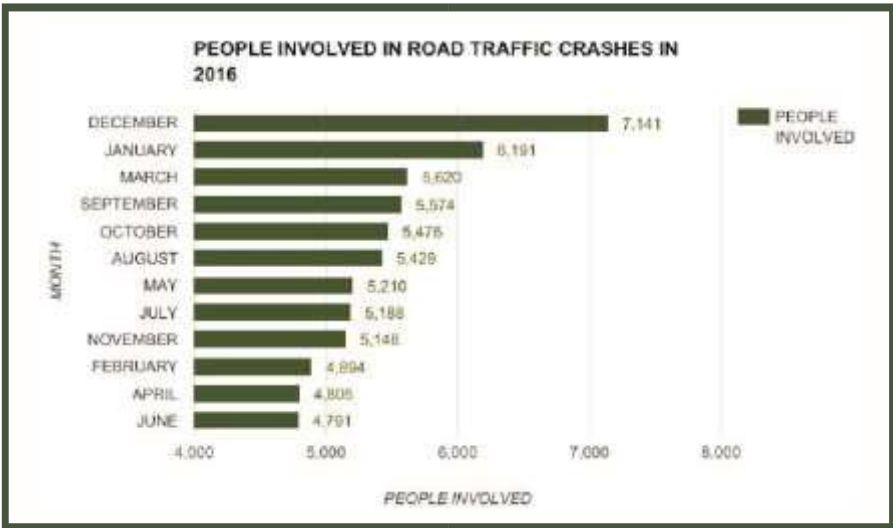
Road Traffic Crashes On Monthly Basis In Year 2016



MONTH	FATAL	SERIOUS	MINOR	TOTAL CASES	NUMBER INJURED	NUMBER KILLED	TOTAL CASUALTY	PEOPLE INVOLVED
JANUARY	250	544	92	886	2,999	529	3,528	6,191
FEBRUARY	232	422	84	738	2,475	496	2,971	4,894
MARCH	267	508	108	883	2,584	513	3,097	5,620
APRIL	207	429	103	739	2,227	363	2,590	4,805
MAY	218	497	132	847	2,508	355	2,863	5,210
JUNE	188	425	132	745	2,058	370	2,428	4,791
JULY	207	442	125	774	2,183	381	2,564	5,188
AUGUST	197	485	122	804	2,475	366	2,841	5,429
SEPTEMBER	179	489	151	819	2,517	360	2,877	5,574
OCTOBER	211	454	110	775	2,557	391	2,948	5,476
NOVEMBER	209	439	133	781	2,338	379	2,717	5,148
DECEMBER	273	499	131	903	3,184	550	3,734	7,141
TOTAL	2638	5633	1423	9694	30,105	5,053	35,158	65,467



The Month of December Recorded The Highest Cases of Road Traffic Crashes in 2016.



The Month of December Recorded The Highest Number of People Involved in Road Crashes in 2016.

Road Transport Data - 2016

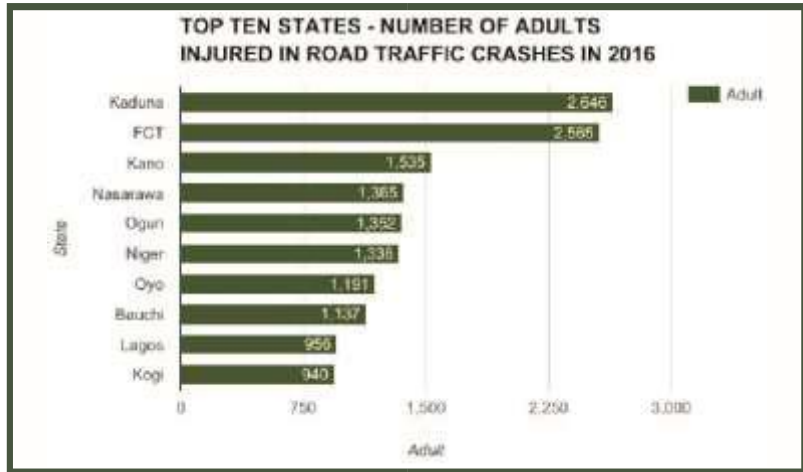
Number Of Children And Adults Injured In Road Traffic Crashes In 2016



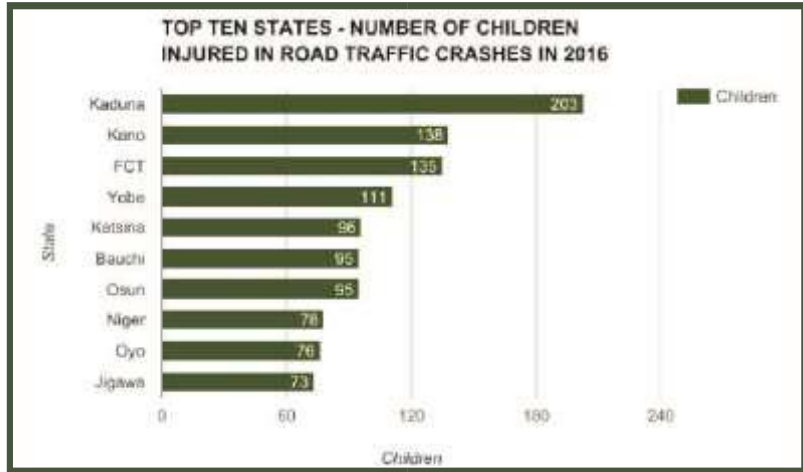
STATE	NUMBER INJURED		
	ADULT	CHILD	TOTAL
Abia	355	16	371
Adamawa	429	33	462
Akwalbom	197	1	198
Anambra	549	29	578
Bauchi	1137	95	1232
Bayelsa	74	6	80
Benue	906	40	946
Borno	100	2	102
Cross River	250	5	255
Delta	430	22	452
Ebonyi	434	24	458
Edo	769	51	820
Ekiti	105	7	112
Enugu	661	54	715
FCT	2565	135	2700
Gombe	525	53	578
Imo	392	9	401
Jigawa	554	73	627
Kaduna	2646	203	2849
Kano	1535	138	1673
Katsina	839	96	935
Kebbi	339	28	367
Kogi	940	64	1004
Kwara	618	40	658
Lagos	956	15	971
Nasarawa	1365	64	1429
Niger	1338	78	1416
Ogun	1352	41	1393
Ondo	854	47	901
Osun	854	95	949
Oyo	1191	76	1267
Plateau	642	32	674
Rivers	219	8	227
Sokoto	446	18	464
Taraba	482	17	499
Yobe	550	111	661
Zamfara	652	29	681
TOTAL	28250	1855	30105

Road Transport Data - 2016

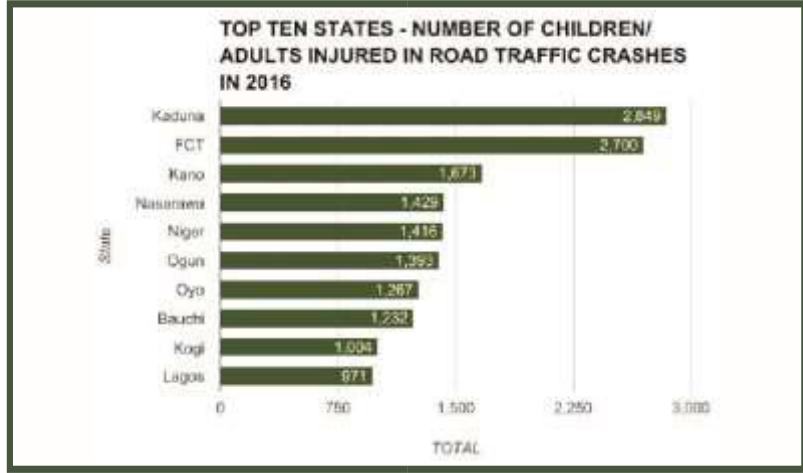
Number Of Children And Adults Injured In Road Traffic Crashes In 2016



Kaduna State, FCT and Kano State Top With The Number of Adults Injured in Road Traffic Crashes in 2016



Kaduna State, Kano State and FCT Top With The Number of Children Injured in Road Traffic Crashes in 2016



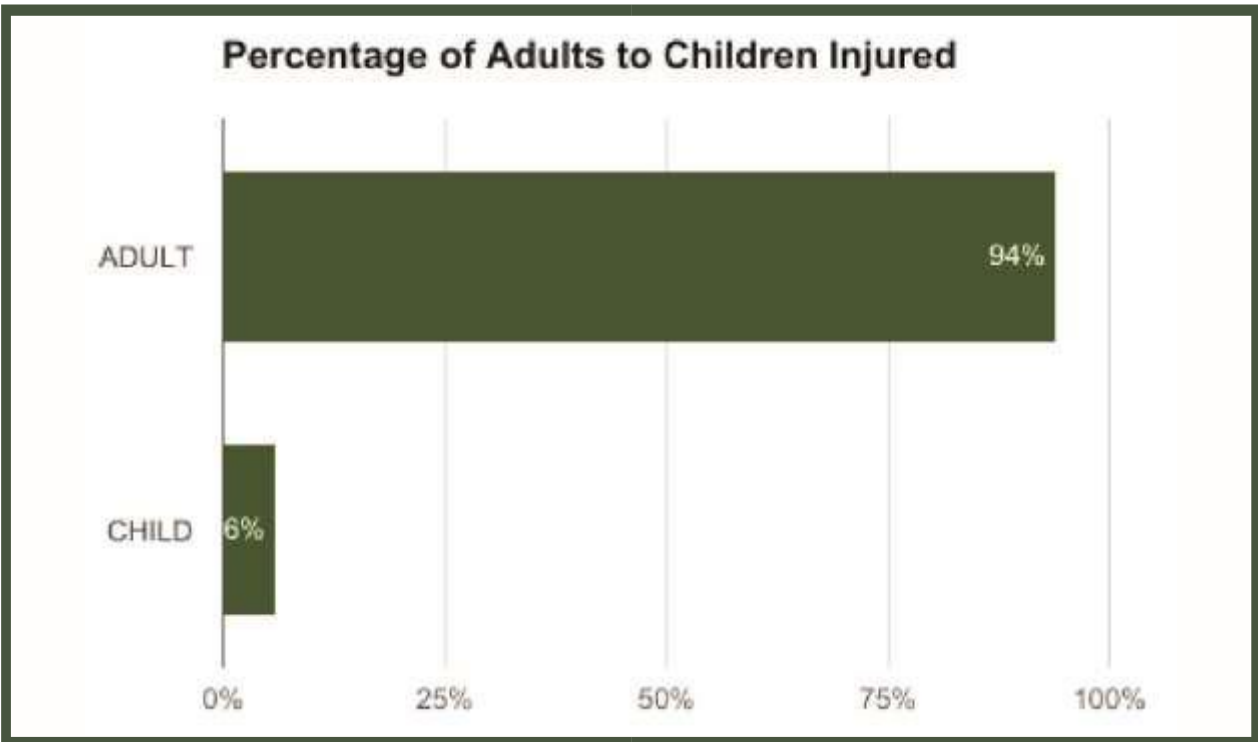
Kaduna State, FCT and Kano State Top With The Number of Adults and Children Injured in Road Traffic Crashes in 2016

Road Transport Data - 2016

Number and Percentage of Adults to Children Injured



SEX	PERSONS INJURED	PERCENTAGE
ADULT	28250	94%
CHILD	1855	6%
TOTAL	30105	100%

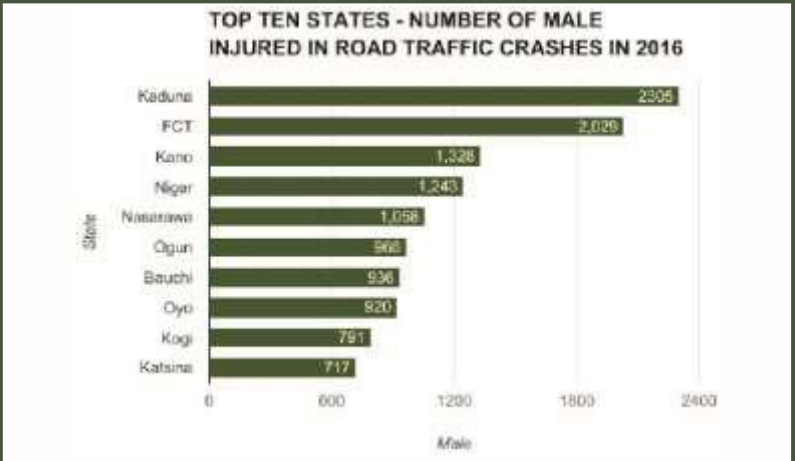


Road Transport Data - 2016

Number Of Male and Female Injured In Road Traffic Crashes In 2016



STATE	NUMBER INJURED		
	MALE	FEMALE	TOTAL
Abia	232	139	371
Adamawa	319	143	462
AkwaiBom	150	48	198
Anambra	378	200	578
Bauchi	936	296	1232
Bayelsa	55	25	80
Benue	669	277	946
Borno	80	22	102
Cross River	174	81	255
Delta	297	155	452
Ebonyi	347	111	458
Edo	588	232	820
Ekiti	85	27	112
Enugu	506	209	715
FCT	2029	671	2700
Gombe	417	161	578
Imo	263	138	401
Jigawa	488	139	627
Kaduna	2305	544	2849
Kano	1328	345	1673
Katsina	717	218	935
Kebbi	306	61	367
Kogi	791	213	1004
Kwara	489	169	658
Lagos	681	290	971
Nasarawa	1058	371	1429
Niger	1243	173	1416
Ogun	966	427	1393
Ondo	648	253	901
Osun	626	323	949
Oyo	920	347	1267
Plateau	525	149	674
Rivers	166	61	227
Sokoto	429	35	464
Taraba	381	118	499
Yobe	523	138	661
Zamfara	590	91	681
TOTAL	22705	7400	30105



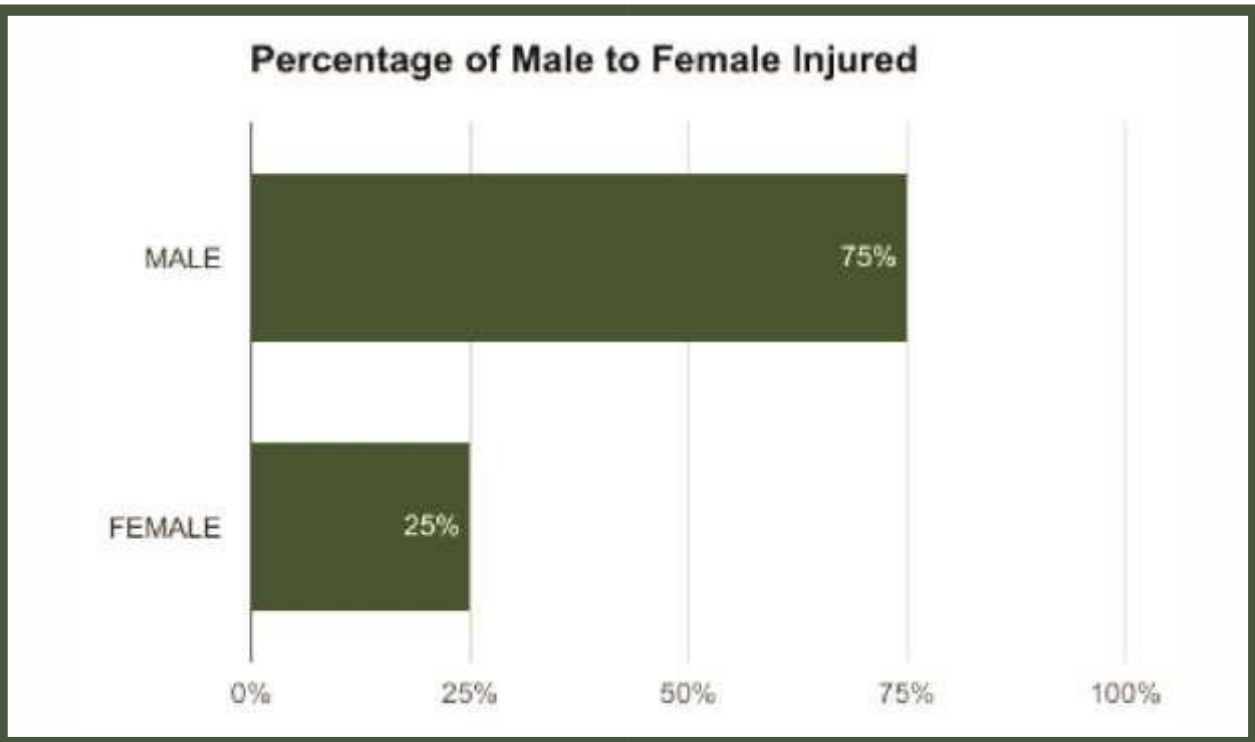
Kaduna State, FCT and Kano State Top With The Number of Males Injured in Road Traffic Crashes in 2016

Road Transport Data - 2016

Number and Percentage of Male to Female Injured



SEX	PERSONS INJURED	PERCENTAGE
MALE	22705	75%
FEMALE	7400	25%
TOTAL	30105	100%



Road Transport Data - 2016

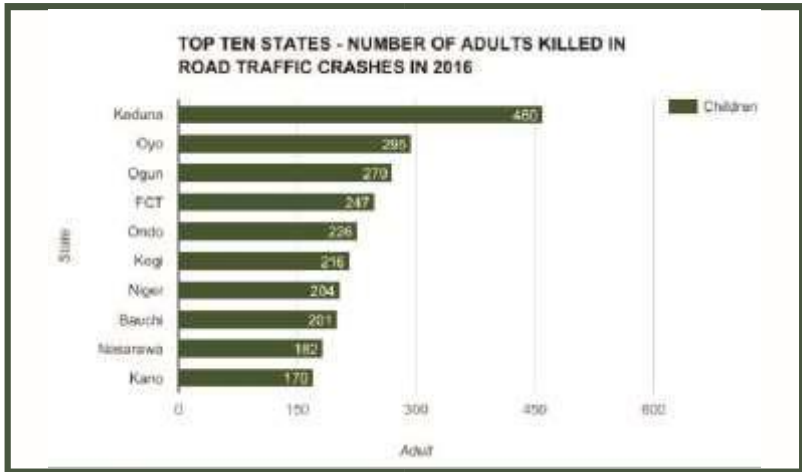
Number Of Children And Adults Killed In Road Traffic Crashes In 2016



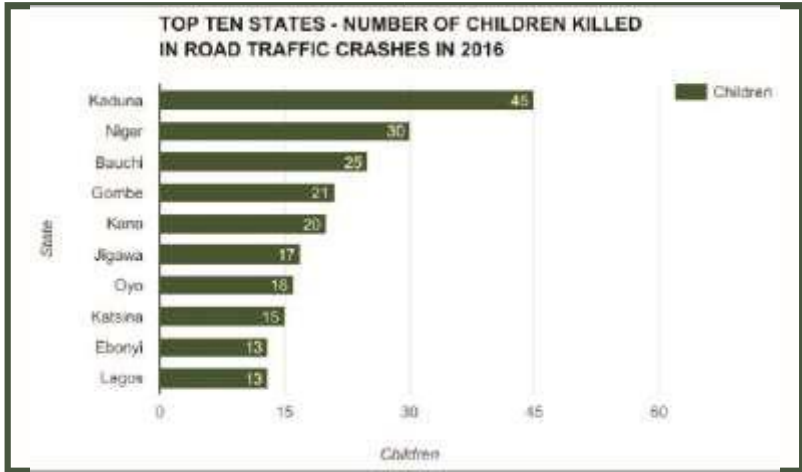
STATE	NUMBER KILLED		
	ADULT	CHILD	TOTAL
Abia	51	3	54
Adamawa	38	4	42
Akwalbom	32	2	34
Anambra	71	6	77
Bauchi	201	25	226
Bayelsa	10	1	11
Benue	118	4	122
Borno	35	5	40
Cross River	68	5	73
Delta	117	8	125
Ebonyi	114	13	127
Edo	117	5	122
Ekiti	17	2	19
Enugu	110	8	118
FCT	247	6	253
Gombe	137	21	158
Imo	48	3	51
Jigawa	99	17	116
Kaduna	460	45	505
Kano	170	20	190
Katsina	164	15	179
Kebbi	46	1	47
Kogi	216	7	223
Kwara	106	4	110
Lagos	152	13	165
Nasarawa	182	10	192
Niger	204	30	234
Ogun	270	9	279
Ondo	226	12	238
Osun	151	13	164
Oyo	295	16	311
Plateau	71	3	74
Rivers	45	0	45
Sokoto	71	2	73
Taraba	48	4	52
Yobe	104	10	114
Zamfara	85	5	90
TOTAL	4696	357	5053

Road Transport Data - 2016

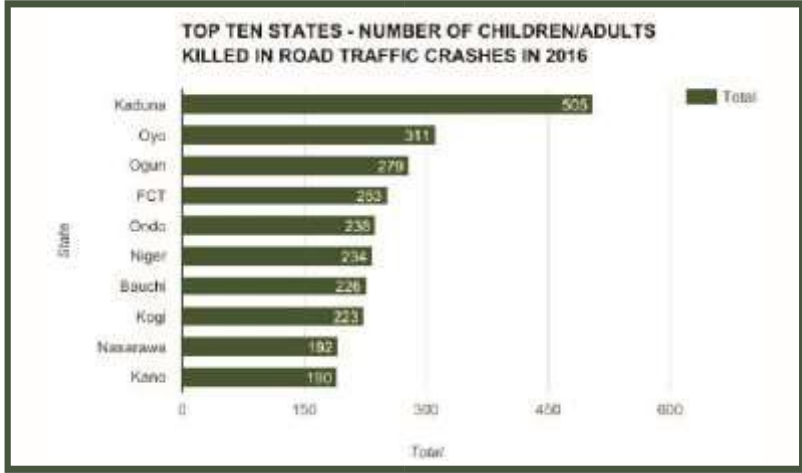
Number Of Children And Adults Killed In Road Traffic Crashes In 2016



Kaduna, Oyo and Ogun States Top With The Number of Adults Killed in Road Traffic Crashes in 2016



Kaduna, Niger and Bauchi States Top With The Number of Children Killed in Road Traffic Crashes in 2016



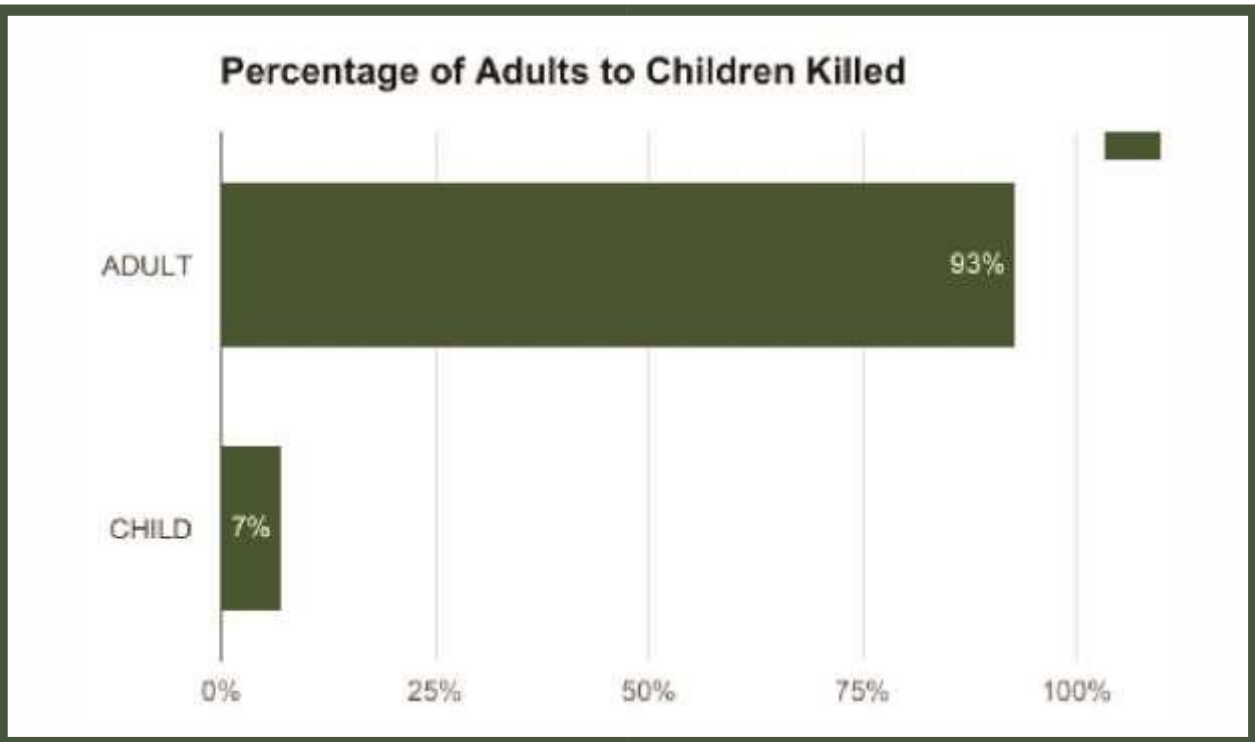
Kaduna, Oyo and Ogun States Top With The Number of Adults and Children Killed in Road Traffic Crashes in 2016

Road Transport Data - 2016

Number and Percentage of Adults to Children Killed



SEX	PERSONS KILLED	PERCENTAGE
ADULT	4696	93%
CHILD	357	7%
TOTAL	5053	100%



Road Transport Data - 2016

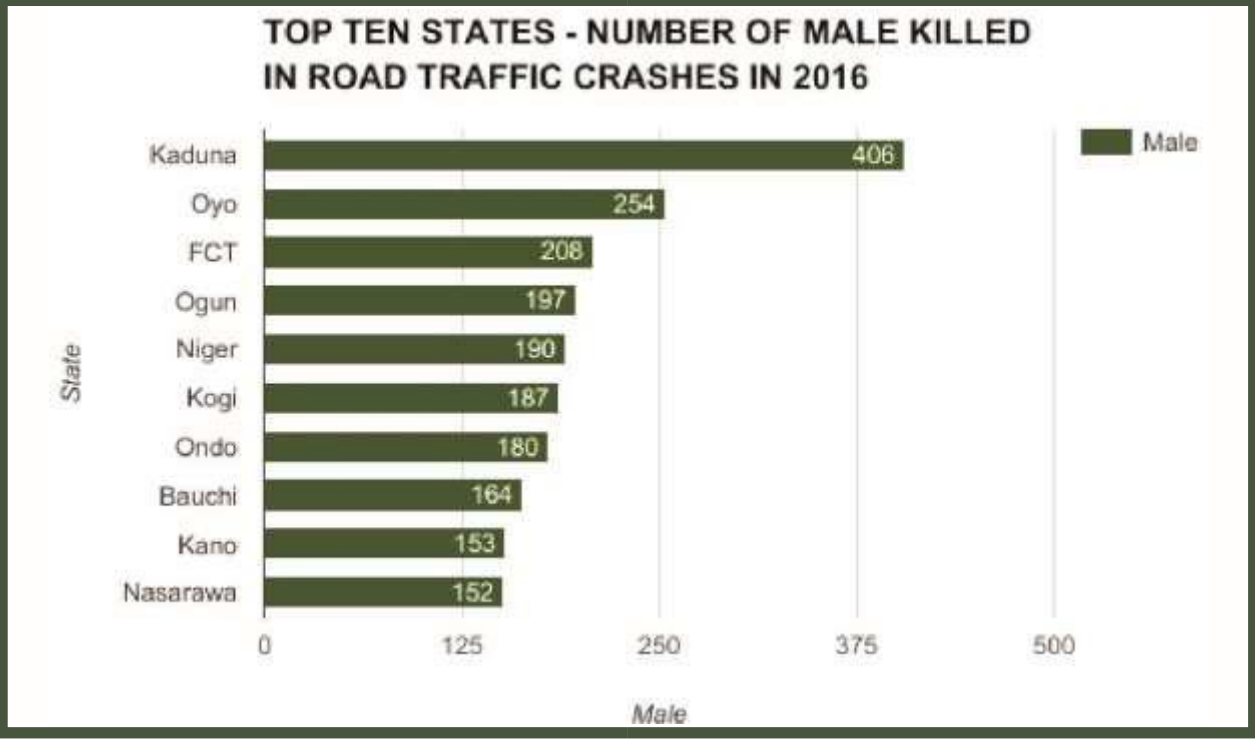
Number Of Male and Female Killed In Road Traffic Crashes In 2016



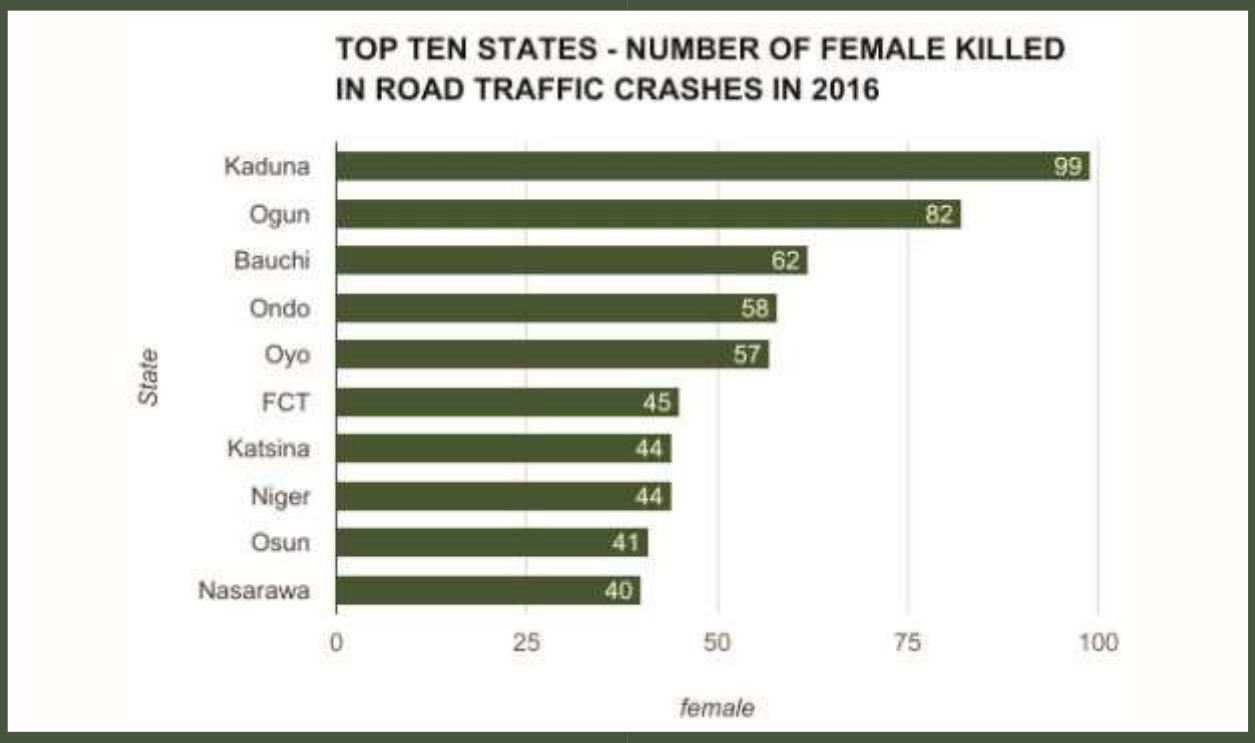
STATE	NUMBER KILLED		
	MALE	FEMALE	TOTAL
Abia	39	15	54
Adamawa	38	4	42
Akwabom	23	11	34
Anambra	62	15	77
Bauchi	164	62	226
Bayelsa	9	2	11
Benue	96	26	122
Borno	31	9	40
Cross River	55	18	73
Delta	100	25	125
Ebonyi	89	38	127
Edo	94	28	122
Ekiti	13	6	19
Enugu	96	22	118
FCT	208	45	253
Combe	126	32	158
Imo	39	12	51
Jigawa	87	29	116
Kaduna	406	99	505
Kano	153	37	190
Katsina	135	44	179
Kebbi	43	4	47
Kogi	187	36	223
Kwara	90	20	110
Lagos	129	36	165
Nasarawa	152	40	192
Niger	190	44	234
Ogun	197	82	279
Ondo	180	58	238
Osun	123	41	164
Oyo	254	57	311
Plateau	57	17	74
Rivers	39	6	45
Sokoto	61	12	73
Taraba	37	15	52
Yobe	91	23	114
Zamfara	77	13	90
TOTAL	3970	1083	5053

Road Transport Data - 2016

Number Of Male and Female Killed In Road Traffic Crashes In 2016



Kaduna, Oyo and FCT Top With The Number of Males Killed in Road Traffic Crashes in 2016



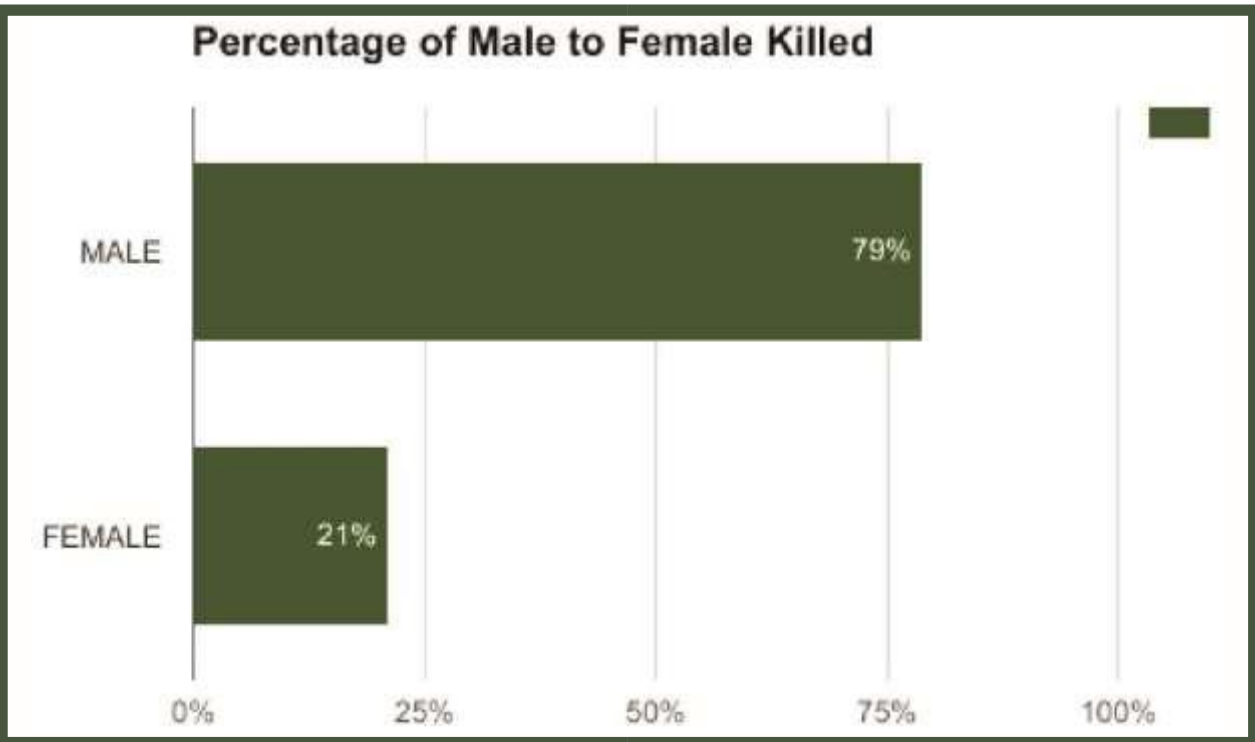
Kaduna, Ogun and Bauchi States Top With The Number of Females Killed in Road Traffic Crashes in 2016

Road Transport Data - 2016

Number and Percentage of Male to Female Killed



SEX	PERSONSKILLED	PERCENTAGE
MALE	3970	79%
FEMALE	1083	21%
TOTAL	5053	100%



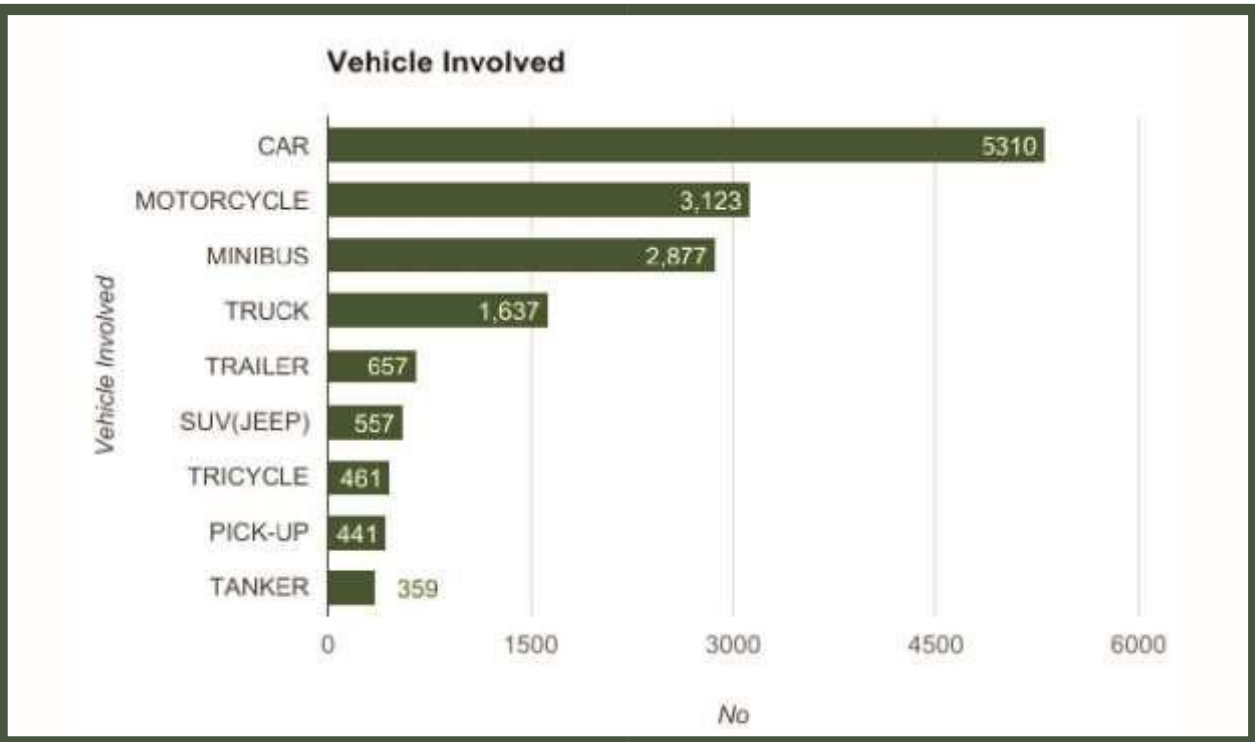
Kaduna, Ogun and Bauchi States Top With The Number of Females Killed in Road Traffic Crashes in 2016

Road Transport Data - 2016

Number Of Vehicles Involved In Road Traffic Crashes



Vehicle Involved	No
CAR	5310
MOTORCYCLE	3123
MINIBUS	2877
TRUCK	1637
TRAILER	657
SUV(JEEP)	557
TRICYCLE	461
PICK-UP	441
TANKER	359
OTHERS	90
LUXURY BUS	68
VAN	61
BICYCLE	41
TOTAL	15,682



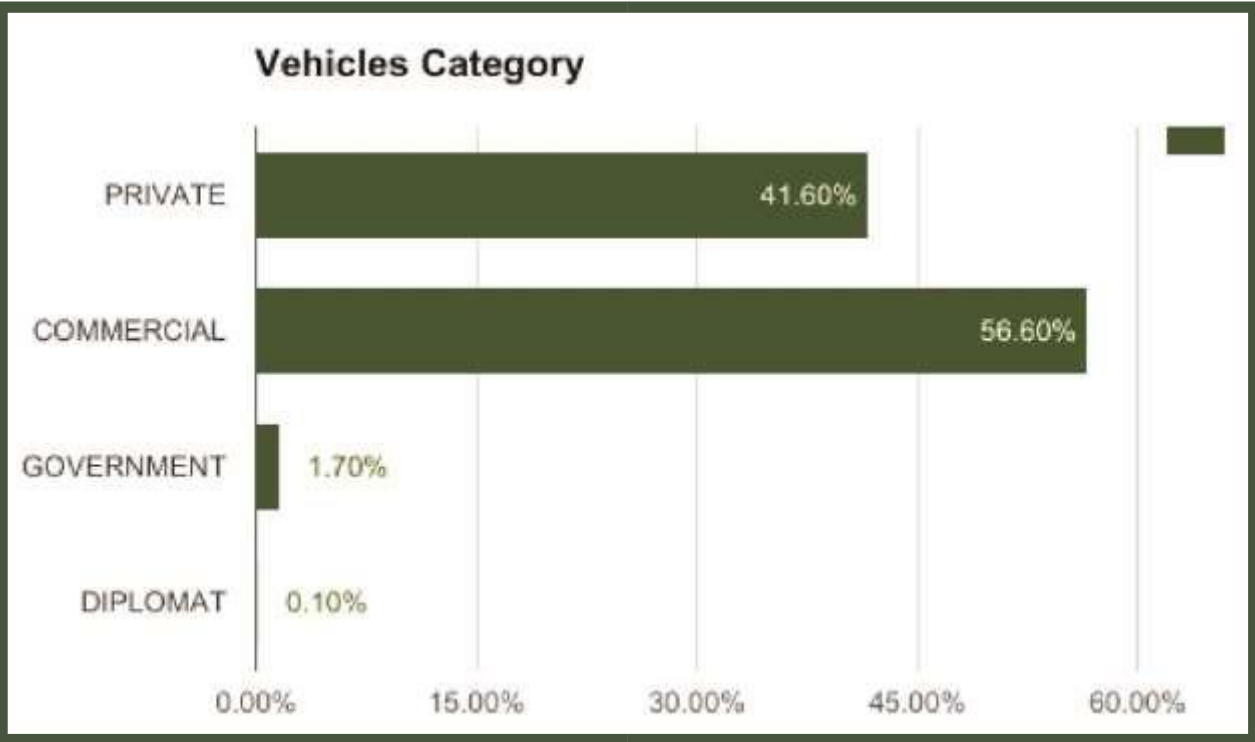
Car, Motorcycle and Minibus Top the Number of Vehicles Involved in Road Crashes in 2016

Road Transport Data - 2016

Vehicles Category



YEAR	VEHICLE CATEGORY				
	PRIVATE	COMMERCIAL	GOVERNMENT	DIPLOMAT	TOTAL
2016	6521	8876	270	15	15682
PERCENTAGE %	41.60%	56.60%	1.70%	0.10%	100%



Commercial and Private Vehicles Top the List of Vehicle Categories Involved in Road Crashes in 2016

Road Transport Data - 2016

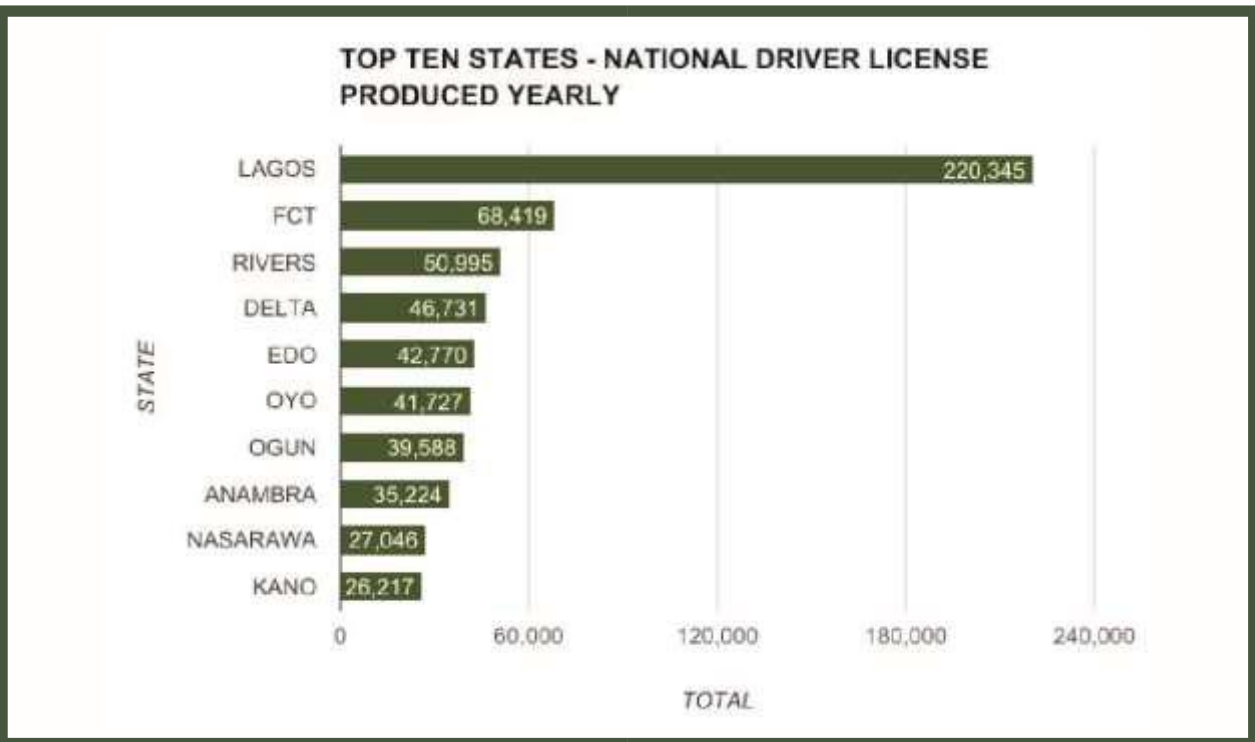
National Driver License Yearly Production On State Basis



STATE	1ST	2ND	3RD	4TH	TOTAL
ABIA	6,852	5,220	2,029	2,438	16,539
ADAMAWA	1,368	911	800	1,140	4,219
AKWA-IBOM	5,135	2,463	1,763	871	10,232
ANAMBRA	14,151	8,841	7,015	5,217	35,224
BAUCHI	3,956	1,659	1,872	712	8,199
BAYELSA	1,849	918	1,068	1,590	5,425
BENUE	4,942	1,948	1,460	1,197	9,547
BORNO	2,236	1,672	1,318	508	5,734
CROSS RIVER	3,920	2,660	1,498	970	9,048
DELTA	17,281	10,570	9,918	8,962	46,731
EBONYI	873	703	1,337	1,443	4,356
EDO	8,925	11,599	12,181	10,065	42,770
EKITI	3,367	2,102	2,619	1,422	9,510
ENUGU	4,730	4,618	4,359	5,262	18,969
FCT	20,597	15,860	14,431	17,531	68,419
GOMBE	13,678	5,736	3,195	2,043	24,652
IMO	3,932	3,643	1,937	4,268	13,780
JIGAWA	1,861	2,332	1,266	455	5,914
KADUNA	11,283	6,385	4,494	3,009	25,171
KANO	7,853	5,158	4,735	8,471	26,217
KATSINA	2,984	1,442	873	1,372	6,671
KEBBI	1,446	1,775	2,745	494	6,460
KOGI	393	1,183	853	1,505	3,934
KWARA	2,184	2,213	3,522	2,967	10,886
LAGOS	73,891	52,865	42,657	50,932	220,345
NASARAWA	13,370	7,825	2,589	3,262	27,046
NIGER	2,958	2,302	3,793	1,776	10,829
OGUN	9,698	11,308	10,692	7,890	39,588
ONDO	4,516	2,806	3,078	2,205	12,605
OSUN	8,934	4,779	2,912	3,482	20,107
OYO	15,368	9,102	9,234	8,023	41,727
PLATEAU	7,080	5,421	4,192	2,410	19,103
RIVERS	12,670	11,213	13,127	13,985	50,995
SOKOTO	10,467	5,946	352	1,644	18,409
TARABA	3,538	2,062	494	532	6,626
YOBE	512	444	289	279	1,524
ZAMFARA	1,171	357	241	554	2,323
TOTAL	309,969	218,041	180,938	180,886	889,834

Road Transport Data - 2016

National Driver License Yearly Production On State Basis



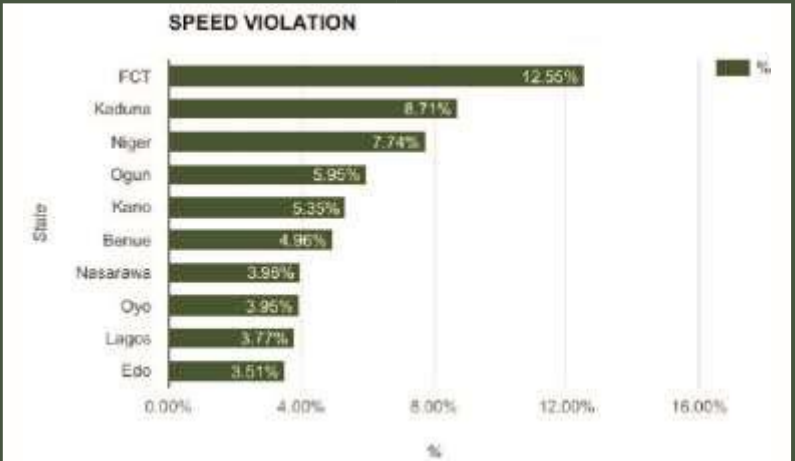
Commercial and Private Vehicles Top the List of Vehicle Categories Involved in Road Crashes in 2016

Road Transport Data - 2016



Causative Factors Of Road Traffic Crashes Speed Violation

State	Speed Violation	%
Abia	67	1.74%
Adamawa	60	1.56%
Akwa Ibom	28	0.73%
Anambra	71	1.85%
Bauchi	88	2.29%
Bayelsa	15	0.39%
Benue	191	4.96%
Borno	6	0.16%
Cross River	48	1.25%
Delta	62	1.61%
Ebonyi	71	1.85%
Edo	135	3.51%
Ekiti	23	0.60%
Enugu	59	1.53%
FCT	483	12.55%
Gombe	85	2.21%
Imo	51	1.33%
Jigawa	69	1.79%
Kaduna	335	8.71%
Kano	206	5.35%
Katsina	60	1.56%
Kebbi	67	1.74%
Kogi	117	3.04%
Kwara	62	1.61%
Lagos	145	3.77%
Nasarawa	153	3.98%
Niger	298	7.74%
Ogun	229	5.95%
Ondo	108	2.81%
Osun	88	2.29%
Oyo	152	3.95%
Plateau	43	1.12%
Rivers	51	1.33%
Sokoto	37	0.96%
Taraba	17	0.44%
Yobe	16	0.42%
Zamfara	52	1.35%
TOTAL	3,848	100.00%



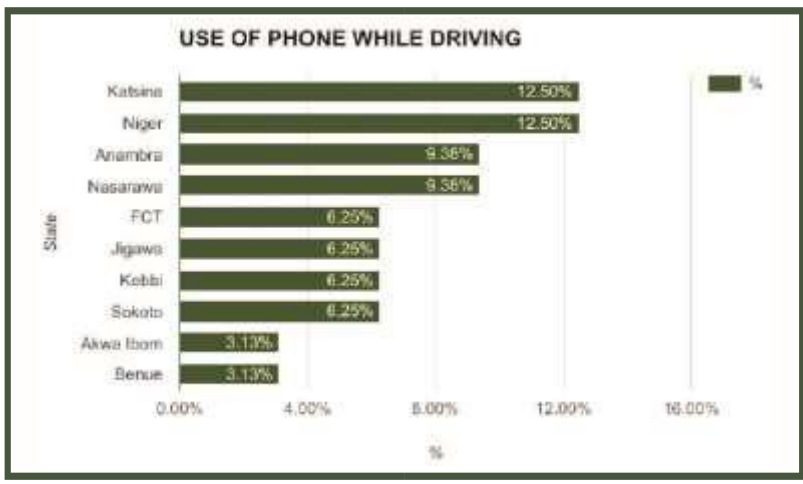
FCT Recorded The Highest % of Speed Violation in 2016.

Road Transport Data - 2016

Causative Factors Of Road Traffic Crashes Use of Phone While Driving



State	Use of Phone While Driving	%
Abia	0	0.00%
Adamawa	0	0.00%
Akwa Ibom	1	3.13%
Anambra	3	9.38%
Bauchi	0	0.00%
Bayelsa	0	0.00%
Benue	1	3.13%
Borno	0	0.00%
Cross River	1	3.13%
Delta	0	0.00%
Ebonyi	0	0.00%
Edo	0	0.00%
Ekiti	1	3.13%
Enugu	0	0.00%
FCT	2	6.25%
Gombe	1	3.13%
Imo	1	3.13%
Jigawa	2	6.25%
Kaduna	0	0.00%
Kano	0	0.00%
Katsina	4	12.50%
Kebbi	2	6.25%
Kogi	0	0.00%
Kwara	0	0.00%
Lagos	1	3.13%
Nasarawa	3	9.38%
Niger	4	12.50%
Ogun	0	0.00%
Ondo	0	0.00%
Osun	0	0.00%
Oyo	1	3.13%
Plateau	0	0.00%
Rivers	0	0.00%
Sokoto	2	6.25%
Taraba	0	0.00%
Yobe	1	3.13%
Zamfara	1	3.13%
TOTAL	32	100.00%



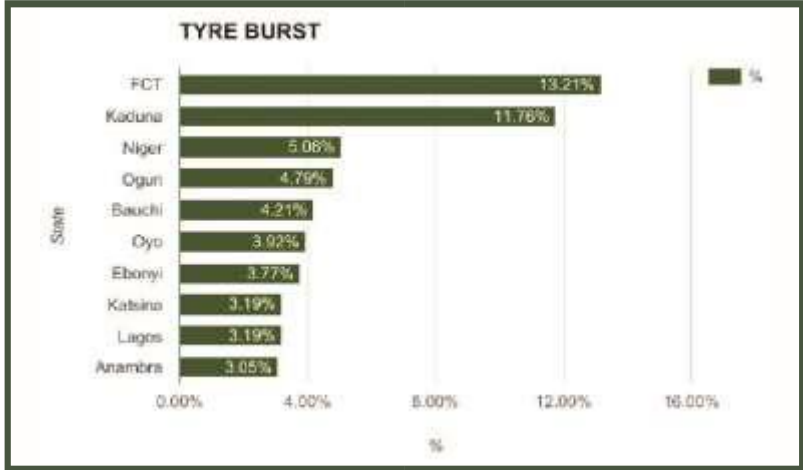
Katsina and Niger States Recorded The Highest % of Road Crashes Due to Use of Phone While Driving

Road Transport Data - 2016

Causative Factors Of Road Traffic Crashes Tyre Burst



State	Tyre Burst	%
Abia	8	1.16%
Adamawa	5	0.73%
Akwa Ibom	0	0.00%
Anambra	21	3.05%
Bauchi	29	4.21%
Bayelsa	8	1.16%
Benue	15	2.18%
Borno	0	0.00%
Cross River	10	1.45%
Delta	21	3.05%
Ebonyi	26	3.77%
Edo	18	2.61%
Ekiti	3	0.44%
Enugu	6	0.87%
FCT	91	13.21%
Gombe	6	0.87%
Imo	11	1.60%
Jigawa	10	1.45%
Kaduna	81	11.76%
Kano	19	2.76%
Katsina	22	3.19%
Kebbi	4	0.58%
Kogi	13	1.89%
Kwara	9	1.31%
Lagos	22	3.19%
Nasarawa	19	2.76%
Niger	35	5.08%
Ogun	33	4.79%
Ondo	13	1.89%
Osun	16	2.32%
Oyo	27	3.92%
Plateau	14	2.03%
Rivers	20	2.90%
Sokoto	12	1.74%
Taraba	8	1.16%
Yobe	16	2.32%
Zamfara	18	2.61%
TOTAL	689	100%



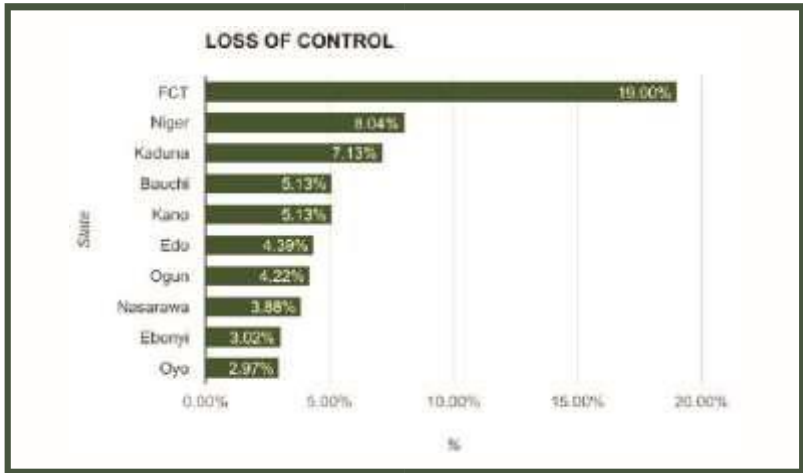
FCT Recorded The Highest % of Road Crashes Due to Tyre Burst in 2016

Road Transport Data - 2016

Causative Factors Of Road Traffic Crashes Loss of Control



State	Loss of Control	%
Abia	15	0.86%
Adamawa	37	2.11%
Akwa Ibom	2	0.11%
Anambra	31	1.77%
Bauchi	90	5.13%
Bayelsa	7	0.40%
Benue	12	0.68%
Borno	8	0.46%
Cross River	4	0.23%
Delta	28	1.60%
Ebonyi	53	3.02%
Edo	77	4.39%
Ekiti	11	0.63%
Enugu	49	2.80%
FCT	333	19.00%
Gombe	28	1.60%
Imo	15	0.86%
Jigawa	29	1.65%
Kaduna	125	7.13%
Kano	90	5.13%
Katsina	48	2.74%
Kebbi	12	0.68%
Kogi	44	2.51%
Kwara	35	2.00%
Lagos	21	1.20%
Nasarawa	68	3.88%
Niger	141	8.04%
Ogun	74	4.22%
Ondo	30	1.71%
Osun	48	2.74%
Oyo	52	2.97%
Plateau	40	2.28%
Rivers	2	0.11%
Sokoto	17	0.97%
Taraba	39	2.22%
Yobe	1	0.06%
Zamfara	37	2.11%
TOTAL	1753	100.00%



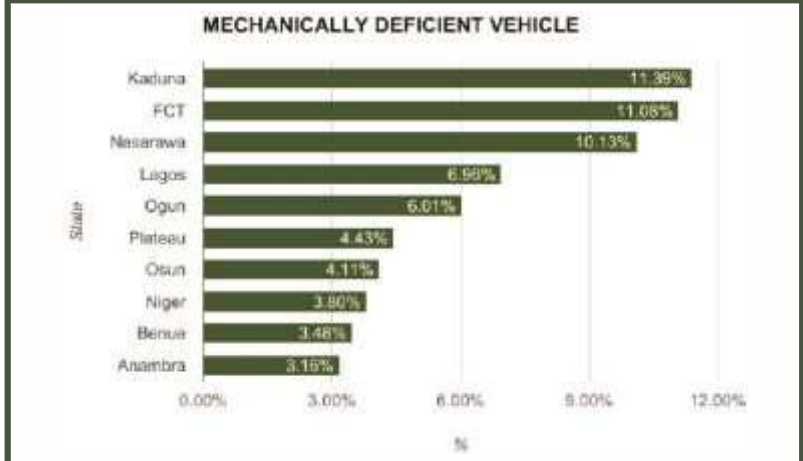
FCT Recorded The Highest % of Road Crashes Due to Loss of Control in 2016

Road Transport Data - 2016

Causative Factors Of Road Traffic Crashes Mechanically Deficient Vehicle



State	Mechanically Deficient Vehicle	%
Abia	2	0.63%
Adamawa	7	2.22%
Akwa Ibom	0	0.00%
Anambra	10	3.16%
Bauchi	4	1.27%
Bayelsa	3	0.95%
Benue	11	3.48%
Borno	0	0.00%
Cross River	3	0.95%
Delta	1	0.32%
Ebonyi	6	1.90%
Edo	7	2.22%
Ekiti	2	0.63%
Enugu	4	1.27%
FCT	35	11.08%
Gombe	3	0.95%
Imo	3	0.95%
Jigawa	6	1.90%
Kaduna	36	11.39%
Kano	2	0.63%
Katsina	6	1.90%
Kebbi	5	1.58%
Kogi	10	3.16%
Kwara	8	2.53%
Lagos	22	6.96%
Nasarawa	32	10.13%
Niger	12	3.80%
Ogun	19	6.01%
Ondo	6	1.90%
Osun	13	4.11%
Oyo	6	1.90%
Plateau	14	4.43%
Rivers	0	0.00%
Sokoto	3	0.95%
Taraba	5	1.58%
Yobe	9	2.85%
Zamfara	1	0.32%
TOTAL	316	100.00%



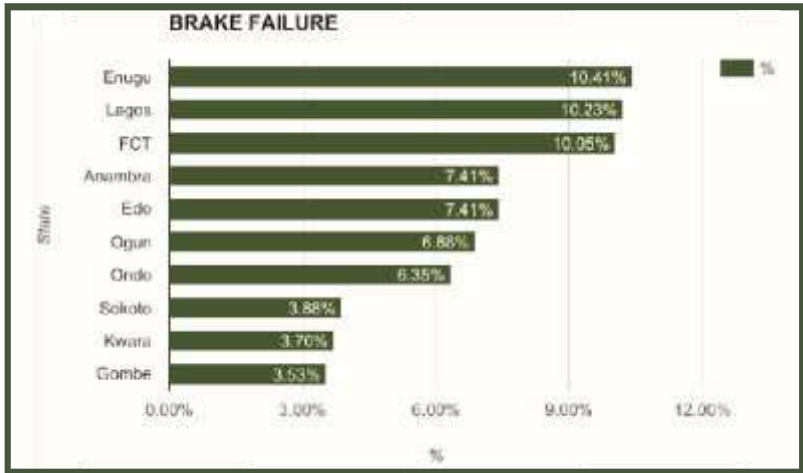
Kaduna State Recorded The Highest % of Road Crashes Due to Mechanically Deficient Vehicle in 2016

Road Transport Data - 2016

Causative Factors Of Road Traffic Crashes Brake Failure



State	Brake Failure	%
Abia	4	0.71%
Adamawa	0	0.00%
Akwa Ibom	3	0.53%
Anambra	42	7.41%
Bauchi	4	0.71%
Bayelsa	3	0.53%
Benue	5	0.88%
Borno	0	0.00%
Cross River	6	1.06%
Delta	5	0.88%
Ebonyi	9	1.59%
Edo	42	7.41%
Ekiti	8	1.41%
Enugu	59	10.41%
FCT	57	10.05%
Gombe	20	3.53%
Imo	8	1.41%
Jigawa	0	0.00%
Kaduna	4	0.71%
Kano	16	2.82%
Katsina	2	0.35%
Kebbi	0	0.00%
Kogi	18	3.17%
Kwara	21	3.70%
Lagos	58	10.23%
Nasarawa	7	1.23%
Niger	10	1.76%
Ogun	39	6.88%
Ondo	36	6.35%
Osun	15	2.65%
Oyo	19	3.35%
Plateau	15	2.65%
Rivers	10	1.76%
Sokoto	22	3.88%
Taraba	0	0.00%
Yobe	0	0.00%
Zamfara	0	0.00%
TOTAL	567	100.00%



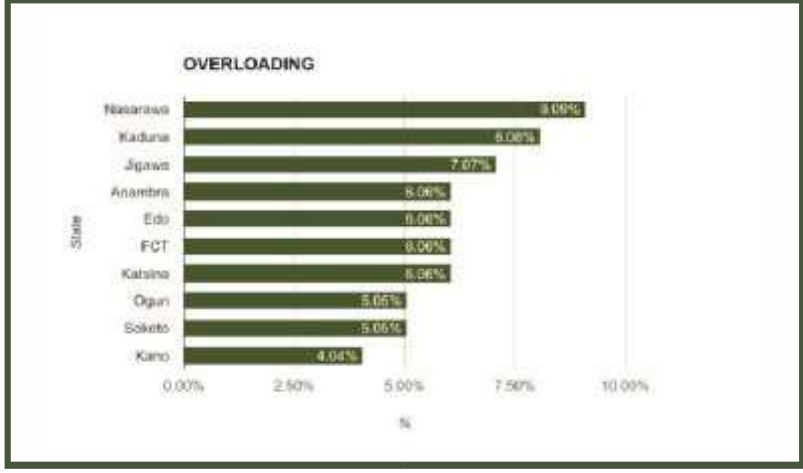
Enugu State Recorded The Highest % of Road Crashes Due to Brake Failure in 2016

Road Transport Data - 2016

Causative Factors Of Road Traffic Crashes Overloading



State	Overloading	%
Abia	2	2.02%
Adamawa	1	1.01%
Akwa Ibom	0	0.00%
Anambra	6	6.06%
Bauchi	2	2.02%
Bayelsa	1	1.01%
Benue	1	1.01%
Borno	0	0.00%
Cross River	0	0.00%
Delta	0	0.00%
Ebonyi	3	3.03%
Edo	6	6.06%
Ekiti	1	1.01%
Enugu	2	2.02%
FCT	6	6.06%
Gombe	1	1.01%
Imo	0	0.00%
Jigawa	7	7.07%
Kaduna	8	8.08%
Kano	4	4.04%
Katsina	6	6.06%
Kebbi	1	1.01%
Kogi	0	0.00%
Kwara	3	3.03%
Lagos	3	3.03%
Nasarawa	9	9.09%
Niger	2	2.02%
Ogun	5	5.05%
Ondo	2	2.02%
Osun	2	2.02%
Oyo	2	2.02%
Plateau	3	3.03%
Rivers	0	0.00%
Sokoto	5	5.05%
Taraba	0	0.00%
Yobe	2	2.02%
Zamfara	3	3.03%
TOTAL	99	100.00%



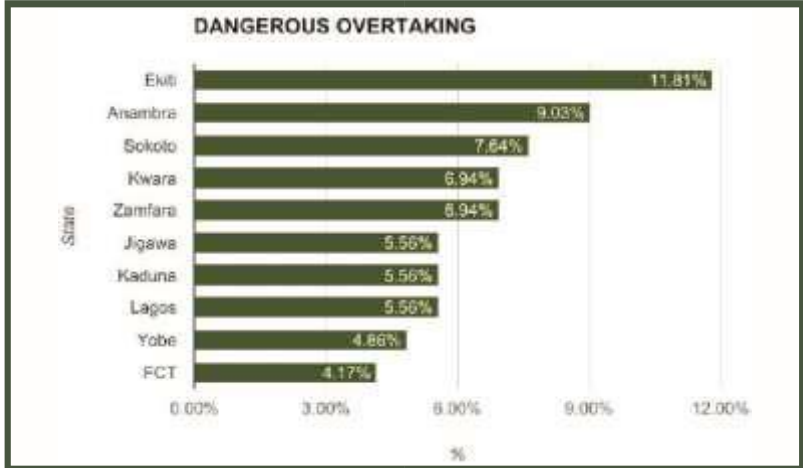
Nasarawa State Recorded The Highest % of Road Crashes Due to Overloading in 2016

Road Transport Data - 2016

Causative Factors Of Road Traffic Crashes Dangerous Overtaking



State	Dangerous Overtaking	%
Abia	0	0.00%
Adamawa	1	0.69%
Akwa Ibom	0	0.00%
Anambra	13	9.03%
Bauchi	4	2.78%
Bayelsa	1	0.69%
Benue	0	0.00%
Borno	0	0.00%
Cross River	1	0.69%
Delta	0	0.00%
Ebonyi	4	2.78%
Edo	0	0.00%
Ekiti	17	11.81%
Enugu	1	0.69%
FCT	6	4.17%
Gombe	2	1.39%
Imo	2	1.39%
Jigawa	8	5.56%
Kaduna	8	5.56%
Kano	1	0.69%
Katsina	2	1.39%
Kebbi	0	0.00%
Kogi	4	2.78%
Kwara	10	6.94%
Lagos	8	5.56%
Nasarawa	5	3.47%
Niger	1	0.69%
Ogun	0	0.00%
Ondo	6	4.17%
Osun	1	0.69%
Oyo	2	1.39%
Plateau	4	2.78%
Rivers	2	1.39%
Sokoto	11	7.64%
Taraba	2	1.39%
Yobe	7	4.86%
Zamfara	10	6.94%
TOTAL	144	100.00%



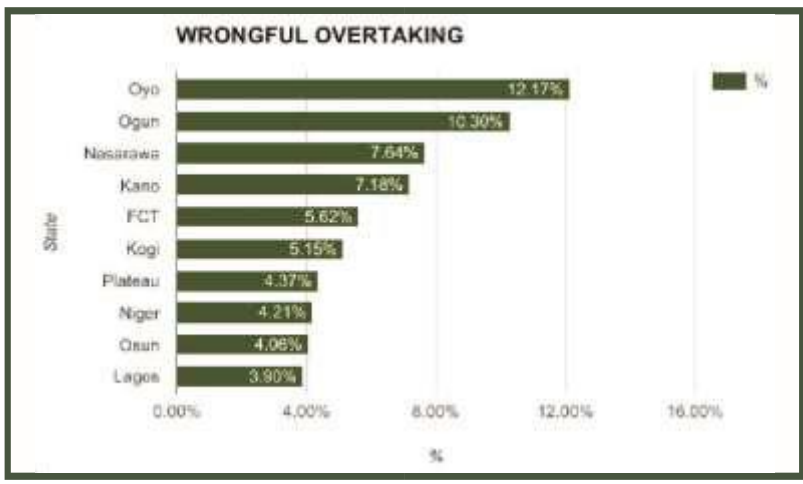
Ekiti State Recorded The Highest % of Road Crashes Due to Dangerous Overtaking in 2016

Road Transport Data - 2016

Causative Factors Of Road Traffic Crashes Wrongful Overtaking



State	Wrongful Overtaking
Abia	9
Adamawa	14
Akwa Ibom	6
Anambra	19
Bauchi	16
Bayelsa	0
Benue	14
Borno	0
Cross River	5
Delta	3
Ebonyi	2
Edo	17
Ekiti	3
Enugu	13
FCT	36
Gombe	17
Imo	10
Jigawa	1
Kaduna	12
Kano	46
Katsina	10
Kebbi	7
Kogi	33
Kwara	9
Lagos	25
Nasarawa	49
Niger	27
Ogun	66
Ondo	25
Osun	26
Oyo	78
Plateau	28
Rivers	1
Sokoto	0
Taraba	10
Yobe	3
Zamfara	1
TOTAL	641



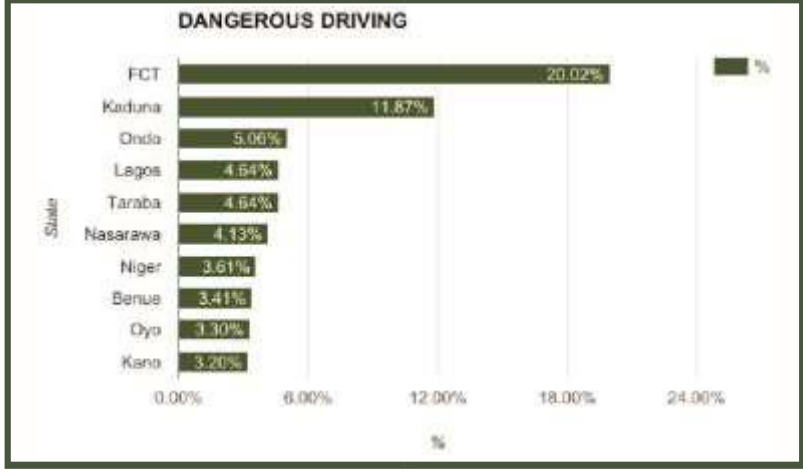
Nasarawa State Recorded The Highest % of Road Crashes Due to Wrongful Overtaking in 2016

Road Transport Data - 2016

Causative Factors Of Road Traffic Crashes Dangerous Driving



State	Dangerous Driving	%
Abia	3	0.31%
Adamawa	16	1.65%
Akwa Ibom	5	0.52%
Anambra	28	2.89%
Bauchi	20	2.06%
Bayelsa	1	0.10%
Benue	33	3.41%
Borno	2	0.21%
Cross River	20	2.06%
Delta	5	0.52%
Ebonyi	30	3.10%
Edo	13	1.34%
Ekiti	4	0.41%
Enugu	4	0.41%
FCT	194	20.02%
Gombe	7	0.72%
Imo	10	1.03%
Jigawa	13	1.34%
Kaduna	115	11.87%
Kano	31	3.20%
Katsina	16	1.65%
Kebbi	15	1.55%
Kogi	7	0.72%
Kwara	15	1.55%
Lagos	45	4.64%
Nasarawa	40	4.13%
Niger	35	3.61%
Ogun	27	2.79%
Ondo	49	5.06%
Osun	23	2.37%
Oyo	32	3.30%
Plateau	18	1.86%
Rivers	5	0.52%
Sokoto	18	1.86%
Taraba	45	4.64%
Yobe	17	1.75%
Zamfara	8	0.83%
TOTAL	969	100.00%



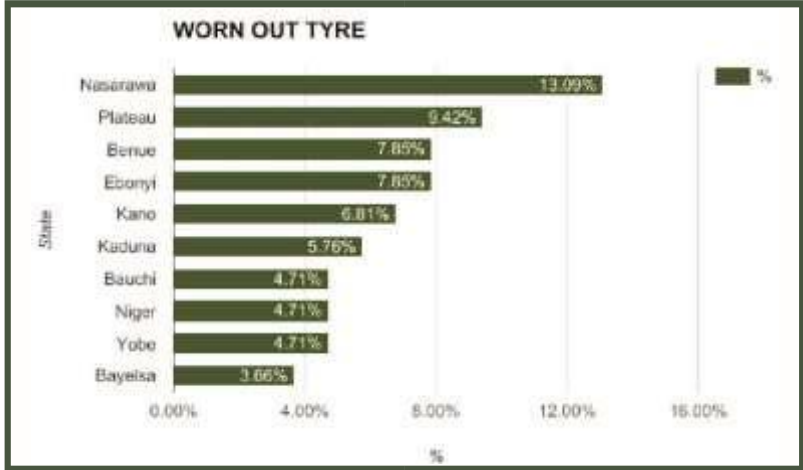
FCT Recorded The Highest % of Road Crashes Due to Dangerous Driving in 2016

Road Transport Data - 2016

Causative Factors Of Road Traffic Crashes Worn Out Tyre



State	Worn Out Tyre	%
Abia	3	1.57%
Adamawa	5	2.62%
Akwa Ibom	0	0.00%
Anambra	1	0.52%
Bauchi	9	4.71%
Bayelsa	7	3.66%
Benue	15	7.85%
Borno	4	2.09%
Cross River	1	0.52%
Delta	2	1.05%
Ebonyi	15	7.85%
Edo	2	1.05%
Ekiti	2	1.05%
Enugu	3	1.57%
FCT	5	2.62%
Gombe	1	0.52%
Imo	0	0.00%
Jigawa	1	0.52%
Kaduna	11	5.76%
Kano	13	6.81%
Katsina	7	3.66%
Kebbi	4	2.09%
Kogi	1	0.52%
Kwara	2	1.05%
Lagos	6	3.14%
Nasarawa	25	13.09%
Niger	9	4.71%
Ogun	0	0.00%
Ondo	0	0.00%
Osun	0	0.00%
Oyo	1	0.52%
Plateau	18	9.42%
Rivers	3	1.57%
Sokoto	1	0.52%
Taraba	0	0.00%
Yobe	9	4.71%
Zamfara	5	2.62%
TOTAL	191	100.00%



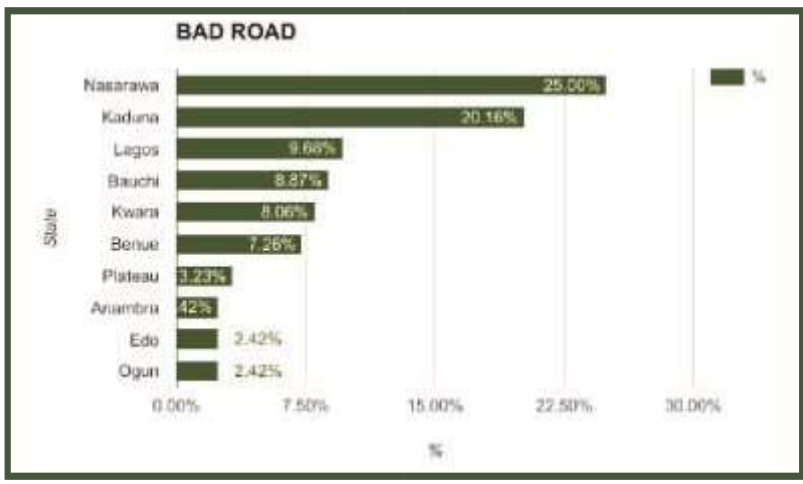
Nasarawa State Recorded The Highest % of Road Crashes Due to Worn Out Tyre in 2016

Road Transport Data - 2016

Causative Factors Of Road Traffic Crashes Bad Road



State	Bad Road	%
Abia	1	0.81%
Adamawa	0	0.00%
Akwa Ibom	0	0.00%
Anambra	3	2.42%
Bauchi	11	8.87%
Bayelsa	0	0.00%
Benue	9	7.26%
Borno	1	0.81%
Cross River	0	0.00%
Delta	0	0.00%
Ebonyi	0	0.00%
Edo	3	2.42%
Ekiti	2	1.61%
Enugu	0	0.00%
FCT	0	0.00%
Gombe	0	0.00%
Imo	0	0.00%
Jigawa	0	0.00%
Kaduna	25	20.16%
Kano	0	0.00%
Katsina	1	0.81%
Kebbi	0	0.00%
Kogi	2	1.61%
Kwara	10	8.06%
Lagos	12	9.68%
Nasarawa	31	25.00%
Niger	1	0.81%
Ogun	3	2.42%
Ondo	2	1.61%
Osun	1	0.81%
Oyo	1	0.81%
Plateau	4	3.23%
Rivers	0	0.00%
Sokoto	0	0.00%
Taraba	0	0.00%
Yobe	1	0.81%
Zamfara	0	0.00%
TOTAL	124	100.00%



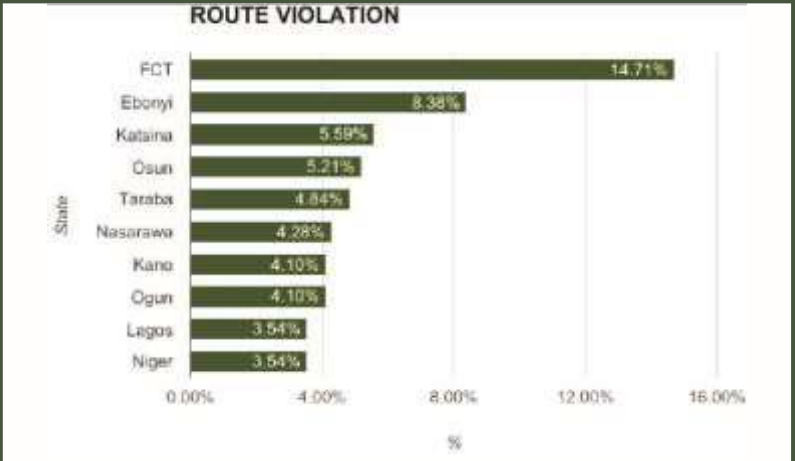
Nasarawa State Recorded The Highest % of Road Crashes Due to Bad Road in 2016

Road Transport Data - 2016

Causative Factors Of Road Traffic Crashes Route Violation



State	Route Violation	%
Abia	3	0.56%
Adamawa	17	3.17%
Akwa Ibom	4	0.74%
Anambra	16	2.98%
Bauchi	6	1.12%
Bayelsa	2	0.37%
Benue	7	1.30%
Borno	0	0.00%
Cross River	0	0.00%
Delta	6	1.12%
Ebonyi	45	8.38%
Edo	8	1.49%
Ekiti	2	0.37%
Enugu	11	2.05%
FCT	79	14.71%
Gombe	8	1.49%
Imo	3	0.56%
Jigawa	17	3.17%
Kaduna	18	3.35%
Kano	22	4.10%
Katsina	30	5.59%
Kebbi	16	2.98%
Kogi	17	3.17%
Kwara	6	1.12%
Lagos	19	3.54%
Nasarawa	23	4.28%
Niger	19	3.54%
Ogun	22	4.10%
Ondo	12	2.23%
Osun	28	5.21%
Oyo	11	2.05%
Plateau	3	0.56%
Rivers	5	0.93%
Sokoto	7	1.30%
Taraba	26	4.84%
Yobe	0	0.00%
Zamfara	19	3.54%
TOTAL	537	100.00%



FCT Recorded The Highest % of Road Crashes Due to Route Violation in 2016

Road Transport Data - 2016

Causative Factors Of Road Traffic Crashes Road Obstruction Violation



State	Road Obstruction Violation	%
Abia	4	2.20%
Adamawa	15	8.24%
Akwa Ibom	4	2.20%
Anambra	4	2.20%
Bauchi	7	3.85%
Bayelsa	0	0.00%
Benue	1	0.55%
Borno	0	0.00%
Cross River	0	0.00%
Delta	1	0.55%
Ebonyi	9	4.95%
Edo	2	1.10%
Ekiti	0	0.00%
Enugu	0	0.00%
FCT	37	20.33%
Gombe	1	0.55%
Imo	0	0.00%
Jigawa	7	3.85%
Kaduna	12	6.59%
Kano	6	3.30%
Katsina	3	1.65%
Kebbi	3	1.65%
Kogi	1	0.55%
Kwara	7	3.85%
Lagos	21	11.54%
Nasarawa	4	2.20%
Niger	2	1.10%
Ogun	6	3.30%
Ondo	1	0.55%
Osun	3	1.65%
Oyo	2	1.10%
Plateau	0	0.00%
Rivers	4	2.20%
Sokoto	1	0.55%
Taraba	2	1.10%
Yobe	8	4.40%
Zamfara	4	2.20%
TOTAL	182	100.00%



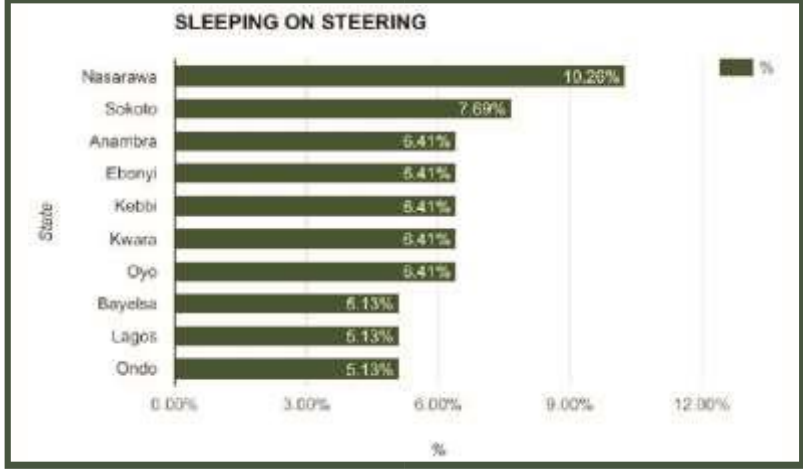
FCT Recorded The Highest % of Road Crashes Due to Road Obstruction Violation in 2016

Road Transport Data - 2016

Causative Factors Of Road Traffic Crashes Sleeping on Steering



State	Sleeping on Steering	%
Abia	0	0.00%
Adamawa	0	0.00%
Akwa Ibom	0	0.00%
Anambra	5	6.41%
Bauchi	2	2.56%
Bayelsa	4	5.13%
Benue	0	0.00%
Borno	0	0.00%
Cross River	0	0.00%
Delta	3	3.85%
Ebonyi	5	6.41%
Edo	0	0.00%
Ekiti	3	3.85%
Enugu	0	0.00%
FCT	3	3.85%
Gombe	0	0.00%
Imo	1	1.28%
Jigawa	1	1.28%
Kaduna	1	1.28%
Kano	1	1.28%
Katsina	1	1.28%
Kebbi	5	6.41%
Kogi	1	1.28%
Kwara	5	6.41%
Lagos	4	5.13%
Nasarawa	8	10.26%
Niger	3	3.85%
Ogun	1	1.28%
Ondo	4	5.13%
Osun	4	5.13%
Oyo	5	6.41%
Plateau	0	0.00%
Rivers	0	0.00%
Sokoto	6	7.69%
Taraba	1	1.28%
Yobe	0	0.00%
Zamfara	1	1.28%
TOTAL	78	100.00%



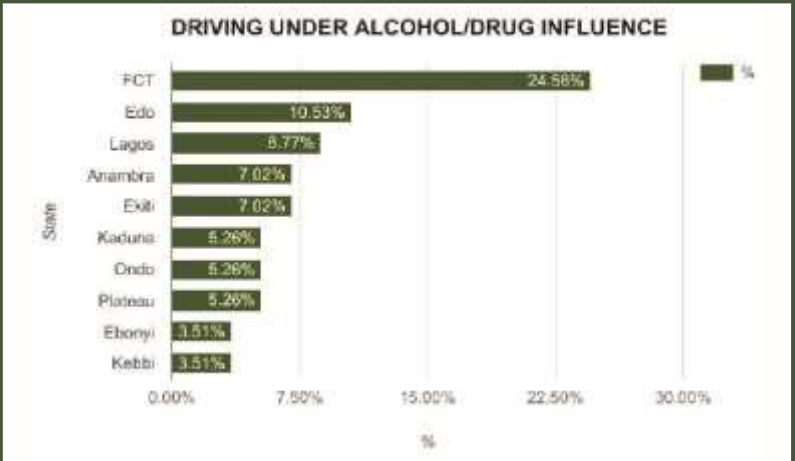
Nasarawa Recorded The Highest % of Road Crashes Due to Sleeping on Steering in 2016

Road Transport Data - 2016

Causative Factors Of Road Traffic Crashes Driving Under Alcohol/Drug Influence



State	Driving Under Alcohol/Drug Influence	%
Abia	1	1.75%
Adamawa	1	1.75%
Akwa Ibom	1	1.75%
Anambra	4	7.02%
Bauchi	0	0.00%
Bayelsa	0	0.00%
Benue	0	0.00%
Borno	0	0.00%
Cross River	0	0.00%
Delta	0	0.00%
Ebonyi	2	3.51%
Edo	6	10.53%
Ekiti	4	7.02%
Enugu	0	0.00%
FCT	14	24.56%
Gombe	1	1.75%
Imo	0	0.00%
Jigawa	0	0.00%
Kaduna	3	5.26%
Kano	0	0.00%
Katsina	0	0.00%
Kebbi	2	3.51%
Kogi	0	0.00%
Kwara	0	0.00%
Lagos	5	8.77%
Nasarawa	2	3.51%
Niger	1	1.75%
Ogun	1	1.75%
Ondo	3	5.26%
Osun	1	1.75%
Oyo	1	1.75%
Plateau	3	5.26%
Rivers	0	0.00%
Sokoto	1	1.75%
Taraba	0	0.00%
Yobe	0	0.00%
Zamfara	0	0.00%
TOTAL	57	100.00%



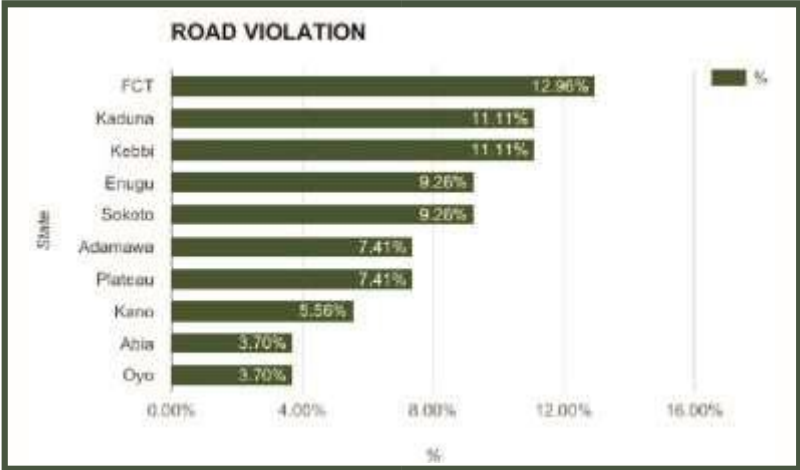
FCT Recorded The Highest % of Road Crashes Due to Driving Under the Influence of Alcohol/Drug

Road Transport Data - 2016

Causative Factors Of Road Traffic Crashes Road Violation



State	Road Violation	%
Abia	2	3.70%
Adamawa	4	7.41%
Akwa Ibom	0	0.00%
Anambra	1	1.85%
Bauchi	0	0.00%
Bayelsa	0	0.00%
Benue	1	1.85%
Borno	0	0.00%
Cross River	1	1.85%
Delta	0	0.00%
Ebonyi	0	0.00%
Edo	1	1.85%
Ekiti	0	0.00%
Enugu	5	9.26%
FCT	7	12.96%
Gombe	0	0.00%
Imo	0	0.00%
Jigawa	0	0.00%
Kaduna	6	11.11%
Kano	3	5.56%
Katsina	0	0.00%
Kebbi	6	11.11%
Kogi	0	0.00%
Kwara	1	1.85%
Lagos	0	0.00%
Nasarawa	1	1.85%
Niger	1	1.85%
Ogun	0	0.00%
Ondo	0	0.00%
Osun	0	0.00%
Oyo	2	3.70%
Plateau	4	7.41%
Rivers	2	3.70%
Sokoto	5	9.26%
Taraba	0	0.00%
Yobe	0	0.00%
Zamfara	1	1.85%
TOTAL	54	100.00%



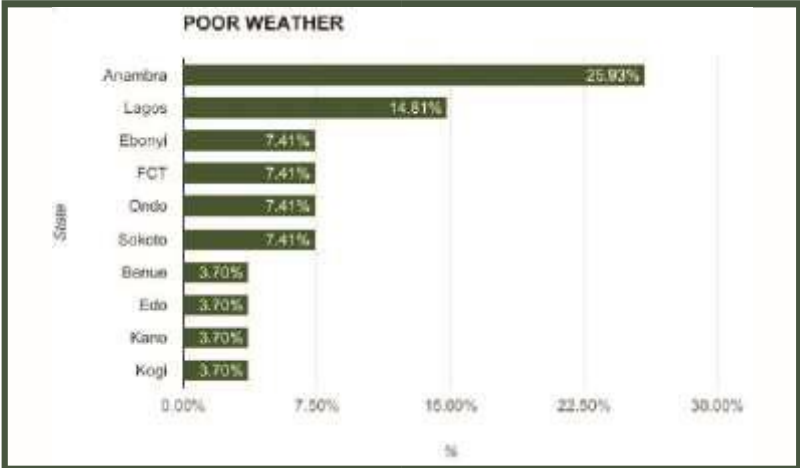
FCT Recorded The Highest % of Road Crashes Due to Road Violation in 2016

Road Transport Data - 2016

Causative Factors Of Road Traffic Crashes Poor Weather



State	Poor Weather	%
Abia	0	0.00%
Adamawa	0	0.00%
Akwa Ibom	0	0.00%
Anambra	7	25.93%
Bauchi	0	0.00%
Bayelsa	0	0.00%
Benue	1	3.70%
Borno	0	0.00%
Cross River	0	0.00%
Delta	0	0.00%
Ebonyi	2	7.41%
Edo	1	3.70%
Ekiti	0	0.00%
Enugu	0	0.00%
FCT	2	7.41%
Gombe	0	0.00%
Imo	0	0.00%
Jigawa	0	0.00%
Kaduna	0	0.00%
Kano	1	3.70%
Katsina	0	0.00%
Kebbi	0	0.00%
Kogi	1	3.70%
Kwara	0	0.00%
Lagos	4	14.81%
Nasarawa	1	3.70%
Niger	0	0.00%
Ogun	0	0.00%
Ondo	2	7.41%
Osun	1	3.70%
Oyo	0	0.00%
Plateau	1	3.70%
Rivers	0	0.00%
Sokoto	2	7.41%
Taraba	0	0.00%
Yobe	0	0.00%
Zamfara	1	3.70%
TOTAL	27	100.00%



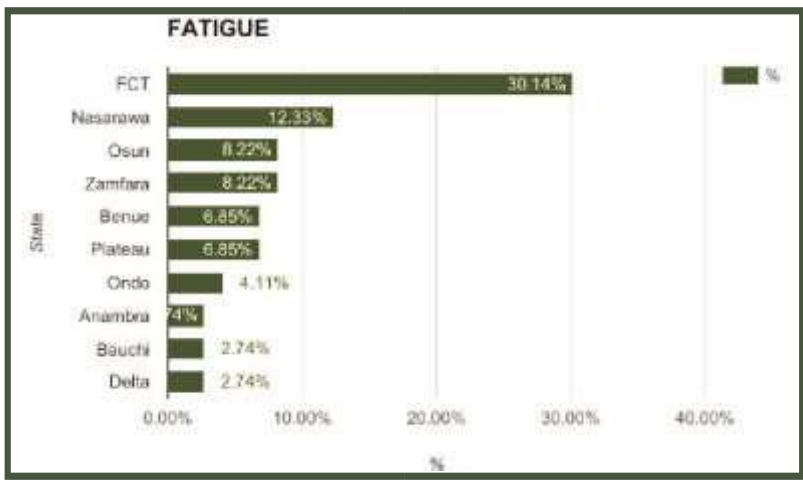
Anambra Recorded The Highest % of Road Crashes Due to Poor Weather in 2016

Road Transport Data - 2016

Causative Factors Of Road Traffic Crashes Fatigue



State	Fatigue	%
Abia	0	0.00%
Adamawa	0	0.00%
Akwa Ibom	0	0.00%
Anambra	2	2.74%
Bauchi	2	2.74%
Bayelsa	0	0.00%
Benue	5	6.85%
Borno	0	0.00%
Cross River	0	0.00%
Delta	2	2.74%
Ebonyi	0	0.00%
Edo	1	1.37%
Ekiti	0	0.00%
Enugu	0	0.00%
FCT	22	30.14%
Gombe	0	0.00%
Imo	0	0.00%
Jigawa	1	1.37%
Kaduna	2	2.74%
Kano	0	0.00%
Katsina	0	0.00%
Kebbi	0	0.00%
Kogi	2	2.74%
Kwara	0	0.00%
Lagos	1	1.37%
Nasarawa	9	12.33%
Niger	0	0.00%
Ogun	1	1.37%
Ondo	3	4.11%
Osun	6	8.22%
Oyo	2	2.74%
Plateau	5	6.85%
Rivers	1	1.37%
Sokoto	0	0.00%
Taraba	0	0.00%
Yobe	0	0.00%
Zamfara	6	8.22%
TOTAL	73	100.00%



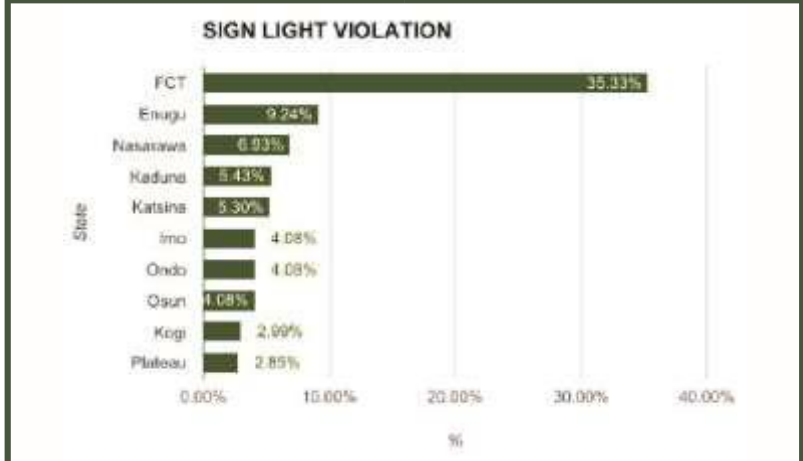
FCT Recorded The Highest % of Road Crashes Due to Fatigue in 2016

Road Transport Data - 2016

Causative Factors Of Road Traffic Crashes Sign Light Violation



State	Sign Light Violation	%
Abia	1	0.14%
Adamawa	8	1.09%
Akwa Ibom	1	0.14%
Anambra	0	0.00%
Bauchi	9	1.22%
Bayelsa	0	0.00%
Benue	17	2.31%
Borno	2	0.27%
Cross River	4	0.54%
Delta	0	0.00%
Ebonyi	7	0.95%
Edo	2	0.27%
Ekiti	6	0.82%
Enugu	68	9.24%
FCT	260	35.33%
Gombe	2	0.27%
Imo	30	4.08%
Jigawa	5	0.68%
Kaduna	40	5.43%
Kano	9	1.22%
Katsina	39	5.30%
Kebbi	2	0.27%
Kogi	22	2.99%
Kwara	14	1.90%
Lagos	2	0.27%
Nasarawa	51	6.93%
Niger	19	2.58%
Ogun	0	0.00%
Ondo	30	4.08%
Osun	30	4.08%
Oyo	20	2.72%
Plateau	21	2.85%
Rivers	3	0.41%
Sokoto	0	0.00%
Taraba	0	0.00%
Yobe	1	0.14%
Zamfara	11	1.49%
TOTAL	736	100.00%



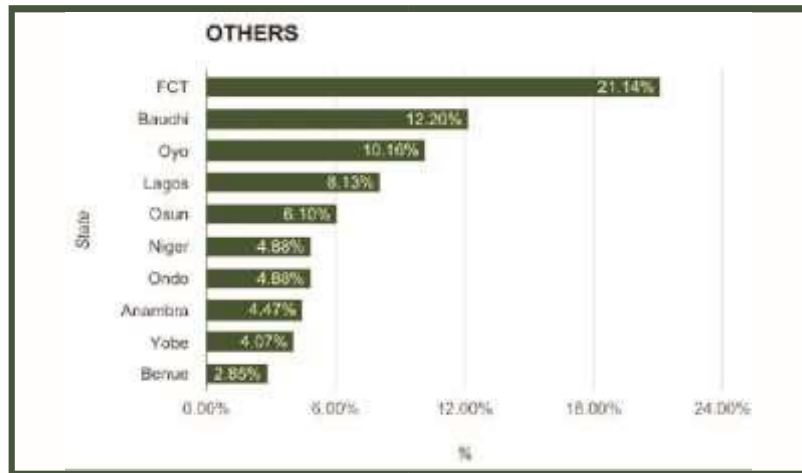
FCT Recorded The Highest % of Road Crashes Due to Sign Light Violation

Road Transport Data - 2016

Causative Factors Of Road Traffic Crashes Other Causes



State	OTHERS	%
Abia	0	0.00%
Adamawa	0	0.00%
Akwa Ibom	0	0.00%
Anambra	11	4.47%
Bauchi	30	12.20%
Bayelsa	0	0.00%
Benue	7	2.85%
Borno	2	0.81%
Cross River	5	2.03%
Delta	1	0.41%
Ebonyi	1	0.41%
Edo	3	1.22%
Ekiti	3	1.22%
Enugu	0	0.00%
FCT	52	21.14%
Gombe	0	0.00%
Imo	0	0.00%
Jigawa	0	0.00%
Kaduna	6	2.44%
Kano	6	2.44%
Katsina	2	0.81%
Kebbi	2	0.81%
Kogi	5	2.03%
Kwara	3	1.22%
Lagos	20	8.13%
Nasarawa	6	2.44%
Niger	12	4.88%
Ogun	0	0.00%
Ondo	12	4.88%
Osun	15	6.10%
Oyo	25	10.16%
Plateau	5	2.03%
Rivers	1	0.41%
Sokoto	0	0.00%
Taraba	0	0.00%
Yobe	10	4.07%
Zamfara	1	0.41%
TOTAL	246	100.00%



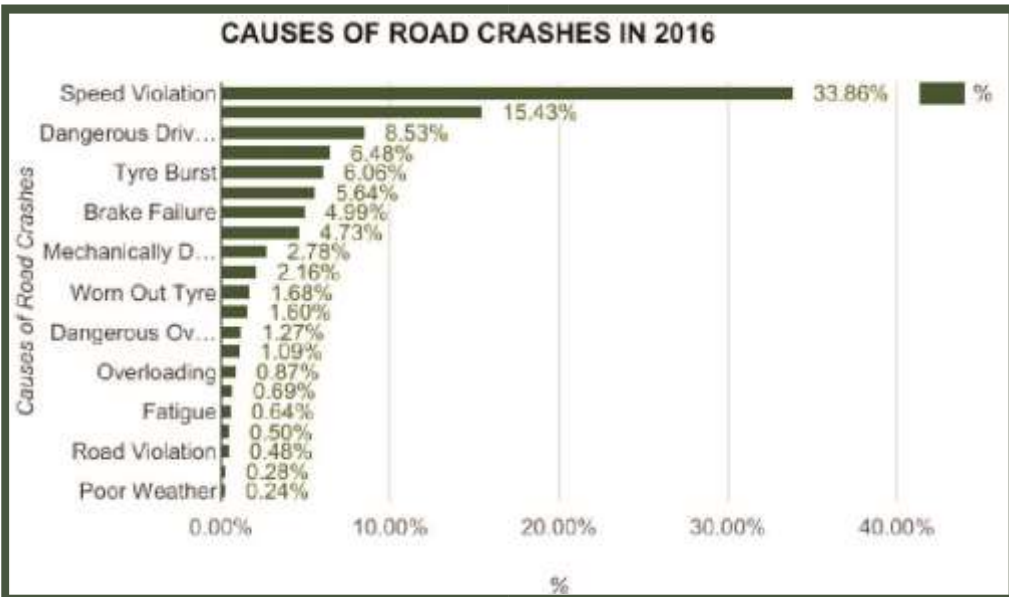
FCT Recorded The Highest % of Road Crashes Due to other causes in 2016

Road Transport Data - 2016

Percentage Of Road Traffic Crashes by Causes



Causes of Road Crashes	Number	%
Speed Violation	3,848	33.86%
Loss of Control	1,753	15.43%
Dangerous Driving	969	8.53%
Sign Light Violation	736	6.48%
Tyre Burst	689	6.06%
Wrongful Overtaking	641	5.64%
Brake Failure	567	4.99%
Route Violation	537	4.73%
Mechanically Deficient Vehicle	316	2.78%
OTHERS	246	2.16%
Worn Out Tyre	191	1.68%
Road Obstruction Violation	182	1.60%
Dangerous Overtaking	144	1.27%
Bad Road	124	1.09%
Overloading	99	0.87%
Sleeping on Steering	78	0.69%
Fatigue	73	0.64%
Driving Under Alcohol/Drug Influence	57	0.50%
Road Violation	54	0.48%
Use of Phone While Driving	32	0.28%
Poor Weather	27	0.24%
TOTAL	11,363	100.00%



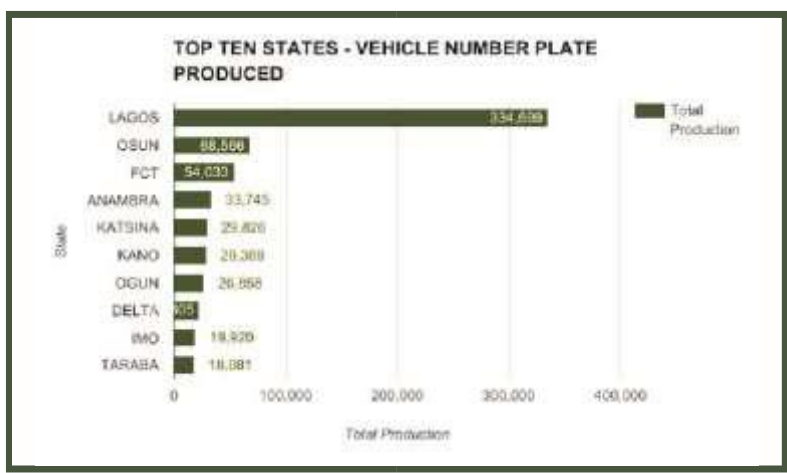
Speed Violation Tops The List of Causes of Road Crashes in 2016

Road Transport Data - 2016

Vehicle Number Plate Produced On State Basis



State	Commercial Motorcycle Produced	Commercial Motorcycle Registered	Commercial Motor Vehicle Produced	Commercial Motor Vehicle Registered	Private Motorcycle Produced	Private Motorcycle Registered	Private Motor Vehicle Produced	Private Motor Vehicle Registered	Total Production	Total Registered
ABIA	8449	1259	1350	1843	2250	436	5352	4461	17401	7999
ADAMAWA	0	66	100	529	2800	2016	5520	3693	8420	6304
AKWA IBOM	9010	148	0	287	7910	25	2	2406	16922	2866
ANAMBRA	3800	34	8994	3901	9700	31	11251	8324	33745	12290
BAUCHI	3755	45	1000	711	5750	1823	1602	1307	12107	3886
BAYELSA	1007	15	0	379	20	1	901	2105	1928	2500
BENUE	3810	930	1550	749	7485	2097	3102	3119	15947	6895
BORNO	9000	0	0	419	101	0	506	1647	9607	2066
CROSS RIVER	3280	115	0	373	2570	68	1	2228	5851	2784
DELTA	3550	946	3000	3567	3202	1227	13053	12734	22805	18474
EBONYI	410	610	0	776	3810	498	0	1582	4220	3466
EDO	650	175	1665	2229	1350	59	10161	13887	13826	16350
EKITI	2532	122	0	173	350	243	1	740	2883	1278
ENUGU	1700	1253	1499	2325	1250	721	4599	5867	9048	10166
FCT	0	0	0	1753	0	0	54033	31295	54033	33048
FEDERAL GOVERNMENT	0	0	0	0	0	0	0	0	16738	33
GOMBE	2400	667	300	417	2100	552	602	917	5402	2553
IMO	12508	2668	1684	1444	0	1056	5728	5970	19920	11138
JIGAWA	1395	291	1406	1226	1515	30	1264	2119	5580	3666
KADUNA	0	4	3090	503	0	5	1867	2543	4957	3055
KANO	6237	999	4800	1640	6494	1422	11838	7177	29369	11238
KATSINA	7560	12	920	326	17700	45	3646	1551	29826	1934
KEBBI	600	107	650	477	2600	1117	1553	1106	5403	2807
KOGI	4215	1232	380	350	2360	758	1721	1827	8676	4167
KWARA	251	137	2000	1165	1000	106	2952	3154	6203	4562
LAGOS	14585	9160	38594	29122	2700	1196	278820	165419	334699	204897
NASSARAWA	1435	692	0	1146	1450	642	2	1207	2887	3687
NIGER	2300	887	1200	515	3200	1360	6435	2437	13135	5199
OGUN	15200	86	3425	1032	5500	14	2733	1385	26858	2517
ONDO	7200	3625	350	2413	0	1659	1052	5868	8602	13565
OSUN	0	0	5615	914	53380	1570	9571	2340	68566	4824
OYO	143	7	1000	2275	10378	9333	3106	2375	14627	13990
PLATEAU	1800	1876	580	1326	0	162	3059	4027	5439	7391
RIVERS	0	3	0	1647	0	0	12702	21312	12702	22962
SOKOTO	0	0	1120	185	5100	2370	1440	1279	7660	3834
TARABA	6600	877	1020	441	9000	533	1461	907	18081	2758
YOBE	4040	0	250	311	0	0	635	496	4925	807
ZAMFARA	1880	0	0	144	1850	0	267	295	3997	439
TOTAL	141302	29048	87542	69033	174875	33175	462538	331106	882995	462395



Lagos State Produced The Highest Number of Vehicle Number Plate in 2016

Methodology

Data is supplied administratively by the Federal Road Safety Corps (FRSC) and verified and validated by the National Bureau of Statistics, Nigeria (NBS).

Appendix

ROAD TRAFFIC CRASHES ON MONTHLY BASIS IN YEAR 2016

MONTH	FATAL	SERIOUS	MINOR	TOTAL CASES	NUMBER INJURED	NUMBER KILLED	TOTAL CASUALTY	PEOPLE INVOLVED
JANUARY	250	544	92	886	2999	529	3528	6191
FEBRUARY	232	422	84	738	2475	496	2971	4894
MARCH	267	508	108	883	2584	513	3097	5620
APRIL	207	429	103	739	2227	363	2590	4805
MAY	218	497	132	847	2508	355	2863	5210
JUNE	188	425	132	745	2058	370	2428	4791
JULY	207	442	125	774	2183	381	2564	5188
AUGUST	197	485	122	804	2475	366	2841	5429
SEPTEMBER	179	489	151	819	2517	360	2877	5574
OCTOBER	211	454	110	775	2557	391	2948	5476
NOVEMBER	209	439	133	781	2338	379	2717	5148
DECEMBER	273	499	131	903	3184	550	3734	7141
TOTAL	2638	5633	1423	9694	30105	5053	35158	65467

Appendix

NUMBER OF CHILDREN/ADULTS INJURED IN ROAD TRAFFIC CRASHES IN 2016

STATE	NUMBER INJURED		
	ADULT	CHILD	TOTAL
Abia	355	16	371
Adamawa	429	33	462
Akwalbom	197	1	198
Anambra	549	29	578
Bauchi	1137	95	1232
Bayelsa	74	6	80
Benue	906	40	946
Borno	100	2	102
Cross River	250	5	255
Delta	430	22	452
Ebonyi	434	24	458
Edo	769	51	820
Ekiti	105	7	112
Enugu	661	54	715
FCT	2565	135	2700
Gombe	525	53	578
Imo	392	9	401
Jigawa	554	73	627
Kaduna	2646	203	2849
Kano	1535	138	1673
Katsina	839	96	935
Kebbi	339	28	367
Kogi	940	64	1004
Kwara	618	40	658
Lagos	956	15	971
Nasarawa	1365	64	1429
Niger	1338	78	1416
Ogun	1352	41	1393
Ondo	854	47	901
Osun	854	95	949
Oyo	1191	76	1267
Plateau	642	32	674
Rivers	219	8	227
Sokoto	446	18	464
Taraba	482	17	499
Yobe	550	111	661
Zamfara	652	29	681
TOTAL	28250	1855	30105

SEX	PERSONS INJURED	PERCENTAGE
ADULT	28250	94%
CHILD	1855	6%
TOTAL	30105	100%

Appendix

NUMBER OF MALE/FEMALE INJURED IN ROAD TRAFFIC CRASHES IN 2016

STATE	NUMBER INJURED		
	MALE	FEMALE	TOTAL
Abia	232	139	371
Adamawa	319	143	462
Akwalbom	150	48	198
Anambra	378	200	578
Bauchi	936	296	1232
Bayelsa	55	25	80
Benue	669	277	946
Borno	80	22	102
Cross River	174	81	255
Delta	297	155	452
Ebonyi	347	111	458
Edo	588	232	820
Ekiti	85	27	112
Enugu	506	209	715
FCT	2029	671	2700
Gombe	417	161	578
Imo	263	138	401
Jigawa	488	139	627
Kaduna	2305	544	2849
Kano	1328	345	1673
Katsina	717	218	935
Kebbi	306	61	367
Kogi	791	213	1004
Kwara	489	169	658
Lagos	681	290	971
Nasarawa	1058	371	1429
Niger	1243	173	1416
Ogun	966	427	1393
Ondo	648	253	901
Osun	626	323	949
Oyo	920	347	1267
Plateau	525	149	674
Rivers	166	61	227
Sokoto	429	35	464
Taraba	381	118	499
Yobe	523	138	661
Zamfara	590	91	681
TOTAL	22705	7400	30105

SEX	PERSONS INJURED	PERCENTAGE
MALE	22705	75%
FEMALE	7400	25%
TOTAL	30105	100%

Appendix

NUMBER OF CHILDREN/ADULTS KILLED IN ROAD TRAFFIC CRASHES IN 2016

STATE	NUMBER KILLED		
	ADULT	CHILD	TOTAL
Abia	51	3	54
Adamawa	38	4	42
Akwabom	32	2	34
Anambra	71	6	77
Bauchi	201	25	226
Bayelsa	10	1	11
Benue	118	4	122
Borno	35	5	40
Cross River	68	5	73
Delta	117	8	125
Ebonyi	114	13	127
Edo	117	5	122
Ekiti	17	2	19
Enugu	110	8	118
FCT	247	6	253
Gombe	137	21	158
Imo	48	3	51
Jigawa	99	17	116
Kaduna	460	45	505
Kano	170	20	190
Katsina	164	15	179
Kebbi	46	1	47
Kogi	216	7	223
Kwara	106	4	110
Lagos	152	13	165
Nasarawa	182	10	192
Niger	204	30	234
Ogun	270	9	279
Ondo	226	12	238
Osun	151	13	164
Oyo	295	16	311
Plateau	71	3	74
Rivers	45	0	45
Sokoto	71	2	73
Taraba	48	4	52
Yobe	104	10	114
Zamfara	85	5	90
TOTAL	4696	357	5053

SEX	PERSONS KILLED	PERCENTAGE
ADULT	4696	93%
CHILD	357	7%
TOTAL	5053	100%

Appendix

NUMBER OF VEHICLES INVOLVED IN ROAD TRAFFIC CRASHES IN YEAR 2016

YEAR	VEHICLE INVOLVED													TOTAL
	BICYCLE	MOTORCYCLE	TRICYCLE	CAR	SUV/VEEP	VAN	MINIBUS	LUXURYBUS	PICK-UP	TRUCK	TANKER	TRAILER	OTHERS	
2016	41	3123	461	5310	557	61	2877	68	441	1637	359	657	90	15682

YEAR	VEHICLE CATEGORY				
	PRIVATE	COMMERCIAL	GOVERNMENT	DIPLOMAT	TOTAL
2016	6521	8876	270	15	15682
PERCENT	41.60%	56.60%	1.70%	0.10%	100%

STATE	SPV	UPD	TBT	LOC	MDV	WOV	BFL	OVL	DOV	WOT	DGD	BRD	RTV	OBS	SOS	DAD	ROV	PWR	FTQ	SLV	OTHERS	TOTAL
Abia	67	0	8	15	2	9	4	2	0	3	3	1	3	4	0	1	2	0	0	1	0	125
Adamawa	60	0	5	37	7	14	0	1	1	5	16	0	17	15	0	1	4	0	0	8	0	191
Akwa Ibom	26	1	0	2	0	6	3	0	0	0	5	0	4	4	0	1	0	0	0	1	0	55
Anambra	71	3	21	31	10	19	42	6	13	1	28	3	16	4	5	4	1	7	2	0	11	298
Bauchi	88	0	29	90	4	16	4	2	4	9	20	11	6	7	2	0	0	0	2	9	30	333
Bayelsa	15	0	8	7	3	0	3	1	1	7	1	0	2	0	4	0	0	0	0	0	0	52
Benue	191	1	15	12	11	14	5	1	0	15	33	9	7	1	0	0	1	1	5	17	7	346
Borno	6	0	0	8	0	0	0	0	0	4	2	1	0	0	0	0	0	0	0	2	2	25
Cross River	48	1	10	4	3	5	6	0	1	1	20	0	0	0	0	0	1	0	0	4	5	109
Delta	62	0	21	28	1	3	5	0	0	2	5	0	6	1	3	0	0	0	2	0	1	140
Ebonyi	71	0	26	53	6	2	9	3	4	15	50	0	45	9	5	2	0	2	0	7	1	290
Edo	135	0	18	77	7	17	42	6	0	2	13	3	8	2	0	6	1	1	1	2	3	344
Ekiti	23	1	3	11	2	3	8	1	17	2	4	2	2	0	3	4	0	0	0	6	3	95
Enugu	59	0	6	49	4	13	59	2	1	3	4	0	11	0	0	0	5	0	0	68	0	284
FCT	483	2	91	333	35	36	57	6	6	5	194	0	79	37	3	14	7	2	22	260	52	1724
Gombe	85	1	6	28	3	17	20	1	2	1	7	0	8	1	0	1	0	0	0	2	0	183
Imo	51	1	11	15	3	10	8	0	2	0	10	0	3	0	1	0	0	0	0	30	0	145
Jigawa	69	2	10	29	6	1	0	7	8	1	13	0	17	7	1	0	0	0	1	5	0	177
Kaduna	335	0	81	125	36	12	4	8	8	11	115	25	18	12	1	3	6	0	2	40	6	848
Kano	206	0	19	90	2	46	16	4	1	13	31	0	22	6	1	0	3	1	0	9	6	476
Katsina	60	4	22	48	6	10	2	6	2	7	16	1	30	3	1	0	0	0	0	39	2	259
Kebbi	67	2	4	12	5	7	0	1	0	4	15	0	16	3	5	2	6	0	0	2	2	153
Kogi	117	0	13	44	10	33	18	0	4	1	7	2	17	1	1	0	0	1	2	22	5	296
Kwara	62	0	9	35	8	9	21	3	10	2	15	10	6	7	5	0	1	0	0	14	3	220
Lagos	145	1	22	21	22	25	58	3	8	6	45	12	19	21	4	5	0	4	1	2	20	444
Nasarawa	153	3	19	68	32	49	7	9	5	25	40	31	23	4	8	2	1	1	9	51	6	546
Niger	298	4	35	141	12	27	10	2	1	9	35	1	19	2	3	1	1	0	0	19	12	632
Ogun	229	0	33	74	19	66	39	5	0	0	27	3	22	6	1	1	0	0	1	0	0	526
Ondo	108	0	13	30	6	25	36	2	6	0	49	2	12	1	4	3	0	2	3	30	12	344
Osun	88	0	16	48	13	26	15	2	1	0	23	1	28	3	4	1	0	1	6	30	15	321
Oyo	152	1	27	52	6	78	19	2	2	1	32	1	11	2	5	1	2	0	2	20	25	441
Plateau	43	0	14	40	14	28	15	3	4	18	18	4	3	0	0	3	4	1	5	21	5	243
Rivers	51	0	20	2	0	1	10	0	2	3	5	0	5	4	0	0	2	0	1	3	1	110
Sokoto	37	2	12	17	3	0	22	5	11	1	18	0	7	1	6	1	5	2	0	0	0	150
Taraba	17	0	8	39	5	10	0	0	2	0	45	0	26	2	1	0	0	0	0	0	0	135
Yobe	16	1	16	1	9	3	0	2	7	9	17	1	0	8	0	0	0	0	0	1	10	101
Zamfara	52	1	18	37	1	1	0	3	10	5	8	0	19	4	1	0	1	1	6	11	1	180
TOTAL	3848	32	689	1753	316	641	567	99	144	191	969	124	537	182	78	57	54	27	73	736	246	11363

Causes of Road Accidents

- Speed Violation (SPV)
- Loss of Control (LOC)
- Dangerous Driving (DGD)
- Tyre Burst (TBT)
- Brake Failure (BFL)
- Wrongful Overtaking (WOV)
- Worn Out Tyre (WOT)
- Route Violation (RTV)
- Mechanically Deficient Vehicle (MDV)
- Bad Road (BRD)
- Road Obstruction Violation (OBS)
- Dangerous Overtaking (DOV)
- Overloading (OVL)
- Sleeping on Steering (SOS)
- Driving Under Alcohol/Drug Influence (DAD)
- Use of Phone While Driving (UPWD)
- Fatigue (FTQ)
- Road Violation (ROV)
- Poor Weather (PWR)
- Sign Light Violation (SLV)
- Others (OTH)

Appendix

1ST, 2ND, 3RD AND 4TH QUARTER 2016 NATIONAL DRIVER LICENSE (NDL) YEARLY PRODUCTION ON STATE BASIS

S/N	STATE	1ST	2ND	3RD	4TH	TOTAL
1	ABIA	6,852	5,220	2,029	2,438	16,539
2	ADAMAWA	1,368	911	800	1,140	4,219
3	AKWA-IBOM	5,135	2,463	1,763	871	10,232
4	ANAMBRA	14,151	8,841	7,015	5,217	35,224
5	BAUCHI	3,956	1,659	1,872	712	8,199
6	BAYELSA	1,849	918	1,068	1,590	5,425
7	BENUE	4,942	1,948	1,460	1,197	9,547
8	BORNO	2,236	1,672	1,318	508	5,734
9	CROSS RIVER	3,920	2,660	1,498	970	9,048
10	DELTA	17,281	10,570	9,918	8,962	46,731
11	EBONYI	873	703	1,337	1,443	4,356
12	EDO	8,925	11,599	12,181	10,065	42,770
13	EKITI	3,367	2,102	2,619	1,422	9,510
14	ENUGU	4,730	4,618	4,359	5,262	18,969
15	FCT	20,597	15,860	14,431	17,531	68,419
16	GOMBE	13,678	5,736	3,195	2,043	24,652
17	IMO	3,932	3,643	1,937	4,268	13,780
18	JIGAWA	1,861	2,332	1,266	455	5,914
19	KADUNA	11,283	6,385	4,494	3,009	25,171
20	KANO	7,853	5,158	4,735	8,471	26,217
21	KATSINA	2,984	1,442	873	1,372	6,671
22	KEBBI	1,446	1,775	2,745	494	6,460
23	KOGI	393	1,183	853	1,505	3,934
24	KWARA	2,184	2,213	3,522	2,967	10,886
25	LAGOS	73,891	52,865	42,657	50,932	220,345
26	NASARAWA	13,370	7,825	2,589	3,262	27,046
27	NIGER	2,958	2,302	3,793	1,776	10,829
28	OGUN	9,698	11,308	10,692	7,890	39,588
29	ONDO	4,516	2,806	3,078	2,205	12,605
30	OSUN	8,934	4,779	2,912	3,482	20,107
31	OYO	15,368	9,102	9,234	8,023	41,727
32	PLATEAU	7,080	5,421	4,192	2,410	19,103
33	RIVERS	12,670	11,213	13,127	13,985	50,995
34	SOKOTO	10,467	5,946	352	1,644	18,409
35	TARABA	3,538	2,062	494	532	6,626
36	YOBE	512	444	289	279	1,524
37	ZAMFARA	1,171	357	241	554	2,323
TOTAL		309,969	218,041	180,938	180,886	889,834

Acknowledgements/Contacts


Acknowledgements

State	Commercial Motorcycle Produced	Commercial Motorcycle Registered	Commercial Motor Vehicle Produced	Commercial Motor Vehicle Registered	Private Motorcycle Produced	Private Motorcycle Registered	Private Motor Vehicle Produced	Private Motor Vehicle Registered	Total Production	Total Registered
ABIA	8449	1259	1350	1843	2250	436	5352	4461	17401	7999
ADAMAWA	0	66	100	529	2800	2016	5520	3693	8420	6304
AKWA IBOM	9010	148	0	287	7910	25	2	2406	16922	2866
ANAMBRA	3800	34	8994	3901	9700	31	11251	8324	33745	12290
BAUCHI	3755	45	1000	711	5750	1823	1602	1307	12107	3886
BAYELSA	1007	15	0	379	20	1	901	2105	1928	2500
BENUE	3810	930	1550	749	7485	2097	3102	3119	15947	6895
BORNO	9000	0	0	419	101	0	506	1647	9607	2066
CROSS RIVER	3280	115	0	373	2570	68	1	2228	5851	2784
DELTA	3550	946	3000	3567	3202	1227	13053	12734	22805	18474
EBONYI	410	610	0	776	3810	498	0	1582	4220	3466
EDO	650	175	1665	2229	1350	59	10161	13887	13826	16350
EKITI	2532	122	0	173	350	243	1	740	2883	1278
ENUGU	1700	1253	1499	2325	1250	721	4599	5867	9048	10166
FCT	0	0	0	1753	0	0	54033	31295	54033	33048
FEDERAL GOVERNMENT	0	0	0	0	0	0	0	0	16738	33
GOMBE	2400	667	300	417	2100	552	602	917	5402	2553
IMO	12508	2668	1684	1444	0	1056	5728	5970	19920	11138
JIGAWA	1395	291	1406	1226	1515	30	1264	2119	5580	3666
KADUNA	0	4	3090	503	0	5	1867	2543	4957	3055
KANO	6237	999	4800	1640	6494	1422	11838	7177	29369	11238
KATSINA	7560	12	920	326	17700	45	3646	1551	29826	1934
KEBBI	600	107	650	477	2600	1117	1553	1106	5403	2807
KOGI	4215	1232	380	350	2360	758	1721	1827	8676	4167
KWARA	251	137	2000	1165	1000	106	2952	3154	6203	4562
LAGOS	14585	9160	38594	29122	2700	1196	278820	165419	334699	204897
NASSARAWA	1435	692	0	1146	1450	642	2	1207	2887	3687
NIGER	2300	887	1200	515	3200	1360	6435	2437	13135	5199
OGUN	15200	86	3425	1032	5500	14	2733	1385	26858	2517
ONDO	7200	3625	350	2413	0	1659	1052	5868	8602	13565
OSUN	0	0	5615	914	53380	1570	9571	2340	68566	4824
OYO	143	7	1000	2275	10378	9333	3106	2375	14627	13990
PLATEAU	1800	1876	580	1326	0	162	3059	4027	5439	7391
RIVERS	0	3	0	1647	0	0	12702	21312	12702	22962
SOKOTO	0	0	1120	185	5100	2370	1440	1279	7660	3834
TARABA	6600	877	1020	441	9000	533	1461	907	18081	2758
YOBE	4040	0	250	311	0	0	635	496	4925	807
ZAMFARA	1880	0	0	144	1850	0	267	295	3997	439
TOTAL	141302	29048	87542	69033	174875	33175	462538	331106	882995	462395


We acknowledge the contributions of our strategic partner Federal Road Safety Corps (FRSC) and our technical partner, Proshare in the design, concept and production of this publication.




Contact Us

 @nigerianstat

 NBSNigeria

 www.nigerianstat.gov.ng

 Head Office

feedback@nigerianstat.gov.ng
+234 803 386 5388 Plot
District, FCT, Abuja Nigeria.



762, Independence Avenue, Central Business



Address