



NATIONAL BUREAU OF STATISTICS

Selected Food Price Watch

(APRIL 2022)

Report Date: May 2022

Data Source: National Bureau of Statistics (NBS)

CONTENT

Executive Summary	3
Selected Food Prices Watch	
National.....	5
All ZONE	
North Central.....	8
North East.....	9
North West.....	10
South East	11
South West	12
South-South.....	13
Methodology	14
Appendix.....	15
Contact	17

EXECUTIVE SUMMARY

Selected Food Price Watch for the month of April 2022 shows that the average price of 1kg of Beans (white, black eye, sold loose) rose on a year-on-year basis by 44.32% from N359.64 in April 2021 to N519.05 in April 2022. Also, on a month-on-month basis, this increased by 2.59% from N505.94 in March 2022. The average price of Bread Sliced 500g increased on a year-on-year basis by 35.31% from N332.95 in April 2021 to N450.51 in April 2022. On a month-on-month basis, the average price of this item increased by 0.61% in April 2022.

Similarly, the average price of 1kg Yam tuber on a year-on-year basis, rose by 42.88% from the value recorded in April 2021 (N252.80) to N361.20 in April 2022. On a month-on-month basis, it increased from N353.56 in March 2022 to N361.20 in April 2022, indicating 2.16% growth. In the same vein, the average price of Palm oil: (1 bottle, specify bottle) increased by 45.59% from N578.86 in April 2021 to N842.75 in April 2022. It also grew by 0.06% on a month-on-month basis.

The average price of 1kg Plantain (Unripe) rose by 38.66% on a year-on-year basis from N243.37 in April 2021 to N337.47 in April 2022. In addition, the average price of Groundnut oil: 1 bottle, specify bottle stood at N1,007.68 in April 2022, showing an increase of 46.21% from N689.19 in April 2021. On a month-on-month basis, it rose by 1.31% from N994.62 in March 2022.

At the state level, Ebonyi recorded the highest average price of Beans (white, black eye, sold loose) with N875.71, while the lowest was reported in Borno with N256.67. The highest average price of Bread Sliced at 500g was recorded in Ebonyi with N650.0, while the lowest was recorded in Borno with N261.38. In addition, Akwa-Ibom recorded the highest price of 1kg Yam tuber with N695.93, while Bauchi recorded the lowest with N133.28.


Analysis by zone showed that South-East recorded the highest average price of Beans brown, sold loose" with N831.09, followed by the South-South with N676.13, while the North-East recorded the least with N307.21. Similarly, the South-East recorded the highest average price of Bread Sliced 500g with N601.09, followed by the South-South with N550.21, while the lowest was recorded in the North-East with N278.51. The average price of 1kg of yam tuber was higher in the South-West and the South-South with N528.78 and N495.02 respectively, while the lowest was recorded in the North-East with N142.79

SELECTED FOOD PRICE WATCH - APRIL 2022

-National



Tomato



Rice local sold loose



Beans brown, sold loose



Yam Tuber



SELECTED FOOD PRICE WATCH - APRIL 2022

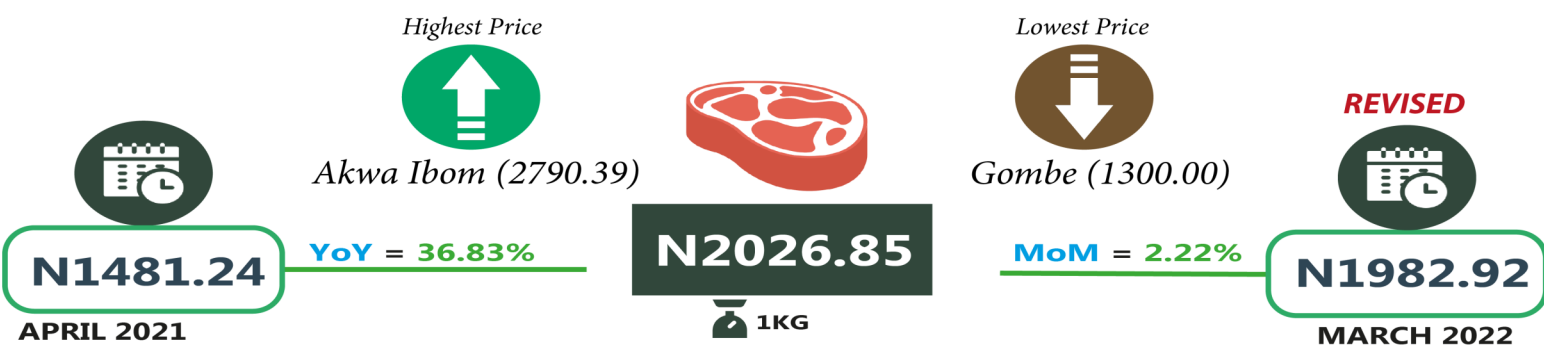
-National



Onion Bulb



Beef, boneless



Bread sliced 500g



Palm oil: 1 bottle



SELECTED FOOD PRICE WATCH - APRIL 2022

-National



Wheat flour: prepacked (golden penny 2kg)



Gari white, sold loose



SELECTED FOOD PRICE WATCH - APRIL 2022

- NORTH CENTRAL




Tomato



N238.43

1KG

Beans brown,sold loose



N407.46

1KG


Rice local sold loose



N438.61

1KG


Bread sliced 500g



N358.28

1 Loaf

Yam Tuber



N204.04

1KG

Palm oil: 1 bottle



N611.23

1 Litre

Beef,boneless



N1,676.23

1KG

Onion bulb



N219.54

1KG

Gari white,sold loose



N302.16

1KG

Wheat flour: prepacked (golden penny 2kg)



N894.69

2KG

SELECTED FOOD PRICE WATCH - APRIL 2022

- NORTH EAST



Tomato



N159.62

1KG

Beans brown,sold loose



N307.21

1KG


Rice local sold loose



N375.48

1KG

Bread sliced 500g



N278.51

1 Loaf

Yam Tuber



N142.79

1KG

Palm oil: 1 bottle



N538.60

1 Litre

Beef,boneless



N1,410.00

1KG

Onion bulb



N175.78

1KG

Gari white,sold loose



N256.34

1KG

Wheat flour: prepacked (golden penny 2kg)



N794.83

2KG

SELECTED FOOD PRICE WATCH - APRIL 2022

- NORTH WEST



Tomato



N357.19

1KG

Beans brown,sold loose



N467.38

1KG


Rice local sold loose



N367.85

1KG

Bread sliced 500g



N475.45

1 Loaf

Yam Tuber



N400.69

1KG

Palm oil: 1 bottle



N949.57

1 Litre

Beef,boneless



N2,185.99

1KG

Onion bulb



N311.87

1KG

Gari white,sold loose



N325.48

1KG

Wheat flour: prepacked (golden penny 2kg)



N1,073.96

2KG

SELECTED FOOD PRICE WATCH - APRIL 2022

- SOUTH EAST



Tomato



N657.83

1KG

Beans brown,sold loose



N831.09

1KG


Rice local sold loose



N453.43

1KG


Bread sliced 500g



N601.09

1 Loaf

Yam Tuber



N426.33

1KG

Palm oil: 1 bottle



N1,074.16

1 Litre

Beef,boneless



N2,546.40

1KG

Onion bulb



N559.02

1KG

Gari white,sold loose



N409.01

1KG

Wheat flour: prepacked (golden penny 2kg)



N1,315.59

2KG

SELECTED FOOD PRICE WATCH - APRIL 2022

- SOUTH WEST




Tomato



N469.98

1KG

Beans brown,sold loose



N575.57

1KG


Rice local sold loose



N505.52

1KG


Bread sliced 500g



N475.85

1 Loaf

Yam Tuber



N528.78

1KG

Palm oil: 1 bottle



N960.50

1 Litre

Beef,boneless



N2,040.87

1KG

Onion bulb



N418.27

1KG

Gari white,sold loose



N306.98

1KG

Wheat flour: prepacked (golden penny 2kg)



N1,097.00

2KG

SELECTED FOOD PRICE WATCH - APRIL 2022

- SOUTH SOUTH



Tomato



N757.68

1KG

Beans brown,sold loose



N676.13

1KG


Rice local sold loose



N515.20

1KG

Bread sliced 500g



N550.21

1 Loaf

Yam Tuber



N495.02

1KG

Palm oil: 1 bottle



N981.81

1 Litre

Beef,boneless



N2,420.15

1KG

Onion bulb



N669.24

1KG

Gari white,sold loose



N329.15

1KG

Wheat flour: prepacked (golden penny 2kg)



N1,176.11

2KG

METHODOLOGY

Field work is done solely by over 700 NBS Staff in all States of the federation supported by supervisors who are monitored by internal and external observers.

Prices are collected across all the 774 local governments across all States and the FCT from over 10,000 respondents and locations and reflect actual prices households state they actually bought those items.

The average of all these prices is then reported for each state and the average for the country is the average for the state.

NBS audit team subsequently conducts randomly selected verification of prices recorded.

APPENDIX

Items	NORTH CENTRAL	NORTH EAST	NORTH WEST	SOUTH EAST	SOUTH SOUTH	SOUTH WEST
Beans brown,sold loose	407.46	307.21	467.38	831.09	676.13	575.57
Beef,boneless	1,676.23	1,410.00	2,185.99	2,546.40	2,420.15	2,040.87
Bread sliced 500g	358.28	278.51	475.45	601.09	550.21	475.85
Gari white,sold loose	302.16	256.34	325.48	409.01	329.15	306.98
Onion bulb	219.54	175.78	311.87	559.02	669.24	418.27
Palm oil: 1 bottle,specify bottle	611.23	538.60	949.57	1,074.16	981.81	960.50
Rice local sold loose	438.61	375.48	367.85	453.43	515.20	505.52
Tomato	238.43	159.62	357.19	657.83	757.68	469.98
Wheat flour: prepacked (golden penny 2kg)	894.69	794.83	1,073.96	1,315.59	1,176.11	1,097.00
Yam tuber	204.04	142.79	400.69	426.33	495.02	528.78

Items	Average of Apr-21	Average of Mar-22	Average of Apr-22	MoM	YoY	Lowest	Highest
Agric eggs medium size	530.40	668.96	678.91	1.49	28.00	Borno (435.48)	Bayelsa (873.65)
Agric eggs (medium size price of one)	49.14	61.58	64.00	3.93	30.22	Adamawa (46.6)	Ekiti (77)
Beans brown, sold loose	378.82	527.66	530.62	0.56	40.07	Bauchi (249.51)	Ebonyi (894.49)
Beans: white black eye. sold loose	359.64	505.94	519.05	2.59	44.32	Borno (256.67)	Ebonyi (875.71)
Beef Bone in	1,145.32	1,496.47	1,508.08	0.78	31.67	Taraba (1100)	Abuja (1940)
Beef, boneless	1,481.24	1,982.92	2,026.85	2.22	36.83	Gombe (1300)	Akwa Ibom (2790.39)
Bread sliced 500g	332.95	447.80	450.51	0.61	35.31	Borno (261.38)	Ebonyi (650)
Bread unsliced 500g	306.16	411.73	412.25	0.13	34.65	Yobe (253.67)	Abuja (680.33)
Broken Rice (Ofada)	472.19	505.01	513.50	1.68	8.75	Nasarawa (316.9)	Lagos (804.92)
Catfish (obokun) fresh	1,097.61	1,341.04	1,379.18	2.84	25.65	Yobe (763.01)	Imo (2466.15)
Catfish :dried	1,735.54	2,090.01	2,117.29	1.31	22.00	Adamawa (1375.64)	Ebonyi (3866.67)
Catfish Smoked	1,539.67	1,733.69	1,751.46	1.02	13.76	Benue (1351.66)	Abia (2500)
Chicken Feet	784.04	919.11	932.42	1.45	18.93	Taraba (320)	Bayelsa (1586.13)
Chicken Wings	1,003.54	1,238.00	1,250.07	0.97	24.57	Adamawa (519.59)	Edo (2210)
Dried Fish Sardine	1,499.99	1,718.37	1,730.64	0.71	15.38	Ondo (1277.04)	Abia (2682.54)
Evaporated tinned milk car-	176.43	208.29	216.77	4.07	22.86	Anambra (126.54)	Ebonyi (300)
Evaporated tinned milk (peak), 170g	199.20	250.11	253.85	1.49	27.44	Gombe (185.59)	Enugu (342.73)
Frozen chicken	1,928.22	2,381.19	2,380.81	-0.02	23.47	Taraba (1433.24)	Abuja (3557.5)
Gari white, sold loose	276.33	317.33	318.74	0.44	15.35	Kwara (243.62)	Ebonyi (453.33)
Gari yellow, sold loose	299.18	338.69	335.19	-1.03	12.04	Cross River (236.4)	Lagos (494.59)
Groundnut oil: 1 bottle,	689.19	994.62	1,007.68	1.31	46.21	Kogi (539.44)	Ebonyi (1466.67)
Iced Sardine	1,059.10	1,323.84	1,337.70	1.05	26.31	Bauchi (902.24)	Edo (2229.21)
Irish potato	312.37	443.28	448.38	1.15	43.54	Yobe (178.82)	Ebonyi (959.97)
Mackerel : frozen	1,053.54	1,391.50	1,414.15	1.63	34.23	Bauchi (953.59)	Anambra (2280.88)
Maize grain white sold loose	233.48	297.43	305.69	2.78	30.93	Bauchi (180)	Akwa Ibom (500.32)
Maize grain yellow sold	238.52	298.50	304.35	1.96	27.60	Borno (171.83)	Abia (484.07)
Mudfish (aro) fresh	1,044.44	1,292.46	1,305.07	0.98	24.95	Adamawa (737.53)	Abuja (2150)
Mudfish : dried	1,743.40	2,030.02	2,041.14	0.55	17.08	Adamawa (1330.44)	Abia (3408.61)
Onion bulb	294.84	378.59	380.94	0.62	29.20	Bauchi (145)	Cross River (829.19)
Palm oil: 1 bottle, specify bottle	578.86	842.23	842.75	0.06	45.59	Kwara (491.98)	Imo (1106.35)
Plantain (ripe)	253.02	302.30	306.75	1.47	21.24	Gombe (165.12)	Imo (475.29)
Plantain (unripe)	243.37	327.54	337.47	3.03	38.66	Adamawa (174.62)	Benue (1992.91)
Rice agric sold loose	442.39	500.15	504.20	0.81	13.97	Yobe (368.69)	Akwa Ibom (755.56)
Rice local sold loose	399.07	441.80	440.26	-0.35	10.32	Jigawa (351.85)	Ondo (573.03)
Rice Medium Grained	441.85	488.58	494.88	1.29	12.00	Yobe (341.67)	Rivers (690.65)
Rice, imported high quality sold loose	540.58	607.68	612.25	0.75	13.26	Borno (423.86)	Ebonyi (799.64)
Sweet potato	157.76	228.05	227.74	-0.14	44.36	Bauchi (132)	Edo (386.31)
Tilapia fish (epiya) fresh	910.30	1,161.34	1,176.90	1.34	29.29	Bauchi (470)	Abuja (2315)
Titus: frozen	1,091.20	1,526.95	1,554.35	1.79	42.44	Adamawa (862.66)	Rivers (2432.84)
Tomato	277.26	409.96	426.54	4.04	53.85	Taraba (135.35)	Akwa Ibom (1103.72)
Vegetable oil: 1 bottle, specify bottle	672.70	970.29	981.16	1.12	45.85	Gombe (573.08)	Abia (1330.83)
Wheat flour: prepacked	770.58	1,041.82	1,047.74	0.57	35.97	Yobe (750)	Abuja (1380)
Yam tuber	252.80	353.56	361.20	2.16	42.88	Bauchi (133.28)	Akwa Ibom (695.93)

CONTACT



National Bureau of Statistics

Head Office

Plot 762 Independence Avenue,
Central Business District, Garki
Abuja.

Sunday J. Ichedi

Information Desk

Head, Communication & Public
Relations Department (C&PRD)
Phone: +2348037051701
sjichedi@nigerianstat.gov.ng

Moses Mathew

Statistical Information Officer

Phone: +2347069071157
matmoses@nigerianstat.gov.ng

Nuhu Joseph Waney II

Chief of Protocol

Phone: +2348037020063
jwnuhu@nigerianstat.gov.ng



@nbs_nigeria



NBSNigeria



nbs_nigeria

