



NATIONAL BUREAU OF STATISTICS

# Senior Secondary School Enrollment Data

---

(2016 - 2017)

**Report Date: May 2019**

*Data Source: National Bureau of Statistics (NBS)*

# Contents

<b>Executive Summary</b> .....	1
<b>Senior Secondary School Enrollment Data 2016 - 2017</b>	
Abia .....	2
Adamawa .....	4
Akwa Ibom .....	6
Anambra .....	8
Bauchi .....	10
Bayelsa .....	12
Benue .....	14
Borno .....	16
Cross River .....	18
Delta .....	20
Ebonyi .....	22
Edo .....	24
Ekiti .....	26
Enugu .....	28
Gombe .....	30
Imo .....	32
Jigawa .....	34
Kaduna .....	36
Kano .....	38
Katsina .....	40
Kebbi .....	42
Kogi .....	44
Kwara .....	46
Lagos .....	48
Nassarawa .....	50
Niger .....	52
Ogun .....	54
Ondo .....	56
Osun .....	58
Oyo .....	60
Plateau .....	62
Rivers .....	64
Sokoto .....	66
Taraba .....	68
Yobe .....	70
Zamfara .....	72
FCT .....	74
National .....	76
<b>Methodology</b> .....	78
<b>Appendix</b> .....	79
<b>Acknowledgements/Contacts</b> .....	83

# Executive Summary

The National Bureau of Statistics publishes Senior Secondary School Enrolment Data for the thirty-six states in Nigeria including the FCT from 2016 to 2017.

In 2016, total public Senior Secondary School Enrolment stands at 3,563,748 students with male accounting for 1,950,093 and female 1,613,655 while in 2017 a total of 3,424,175 students enrolled in public senior secondary school with male students accounting for 1,858,560 and female students 1,565,615. This indicates a decline of -3.91% year on year.

In 2016, total private Senior Secondary School Enrolment stands at 911,561 students with male accounting for 467,099 and female 444,462 while in 2017 a total of 899,172 students enrolled in private senior secondary school with male students accounting for 443,969 and female students 455,203. This indicates a decline of -1.36% year on year.

The number of mixed public secondary Schools in Nigeria stands at 8,930 in 2016 while 9,015 schools were accounted for in 2017. Similarly, the number of mixed private secondary schools totalled 12,758 in 2016 and 13,423 in 2017.

The total number of students that completed Public Secondary School in 2016 totalled 1,018,835 with male students accounting for 563,539 and female students 455,296. In 2017 total was 967,847 with male students accounting for 538,345 and female students 429,502.

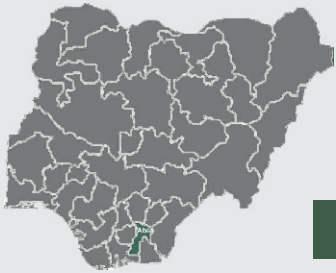
Similarly, the total number of students that completed Private Secondary School in 2016 totalled 286,341 with male students accounting for 146,933 and female students 139,408. In 2017 total was 279,204 with male students accounting for 137,851 and female students 141,353.

# SENIOR SECONDARY SCHOOL ENROLLMENT DATA 2016 - 2017

## ABIA STATE



Land Area: 2,440 sq mi



### ENROLMENT IN PUBLIC SENIOR SECONDARY SCHOOLS

2016

2017

#### SSS 1

#### SSS 2

#### SSS 3

#### SSS 1

#### SSS 2

#### SSS 3

MALE	FEMALE
2,124	3,148

MALE	FEMALE
1,774	2,794

MALE	FEMALE
1,614	2,245

MALE	FEMALE
2,163	3,016

MALE	FEMALE
1,828	2,653

MALE	FEMALE
1,526	2,165



5,512



8,187

#### TOTAL

13,699



5,517



7,834

#### TOTAL

13,351

### ENROLMENT IN PRIVATE SENIOR SECONDARY SCHOOLS

2016

2017

#### SSS 1

#### SSS 2

#### SSS 3

#### SSS 1

#### SSS 2

#### SSS 3

MALE	FEMALE
2,242	2,356

MALE	FEMALE
2,215	2,566

MALE	FEMALE
2,611	2,808

MALE	FEMALE
7,136	7,608

MALE	FEMALE
6,531	6,298

MALE	FEMALE
5,593	6,114



7,068



7,730

#### TOTAL

14,798



19,260



20,020

#### TOTAL

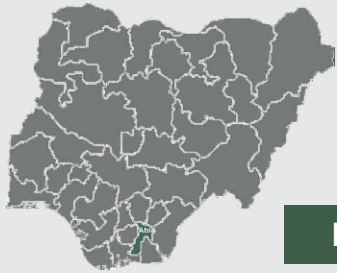
39,280

# SENIOR SECONDARY SCHOOL ENROLLMENT DATA 2016 - 2017

## ABIA STATE



Land Area: 2,440 sq mi



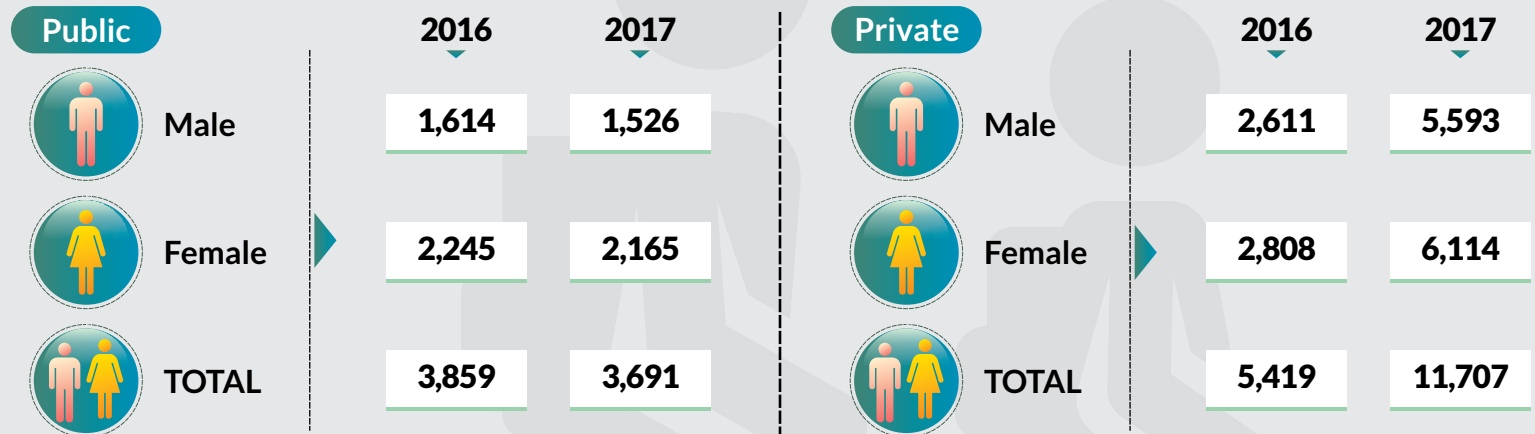
### NUMBER OF PUBLIC AND PRIVATE SECONDARY SCHOOLS

#### Public (Mixed)

#### Private (Mixed)



### NUMBER OF STUDENTS THAT COMPLETED PUBLIC & PRIVATE SENIOR SECONDARY SCHOOLS

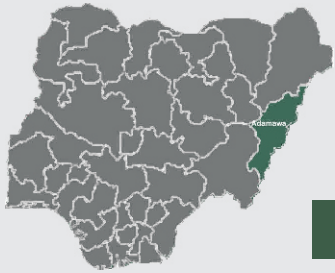


# SENIOR SECONDARY SCHOOL ENROLLMENT DATA 2016 - 2017

## ADAMAWA STATE



Land Area: 14, 254 sq mi



### ENROLMENT IN PUBLIC SENIOR SECONDARY SCHOOLS

**2016**

**2017**

#### SSS 1

#### SSS 2

#### SSS 3

#### SSS 1

#### SSS 2

#### SSS 3

MALE	FEMALE
12,753	10,028



MALE	FEMALE
17,246	12,291

MALE	FEMALE
13,067	10,415

MALE	FEMALE
12,753	10,028

MALE	FEMALE
17,246	12,291

MALE	FEMALE
13,067	10,415



#### TOTAL

75,800



#### TOTAL

75,800

### ENROLMENT IN PRIVATE SENIOR SECONDARY SCHOOLS

**2016**

**2017**

#### SSS 1

#### SSS 2

#### SSS 3

#### SSS 1

#### SSS 2

#### SSS 3

MALE	FEMALE
989	884


MALE	FEMALE
845	802

MALE	FEMALE
646	579

MALE	FEMALE
989	884


MALE	FEMALE
845	802

MALE	FEMALE
646	579



#### TOTAL

4,745



#### TOTAL

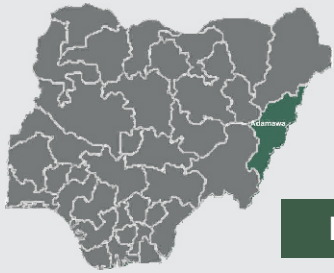
4,745

# SENIOR SECONDARY SCHOOL ENROLLMENT DATA 2016 - 2017

## ADAMAWA STATE



Land Area: 14, 254 sq mi



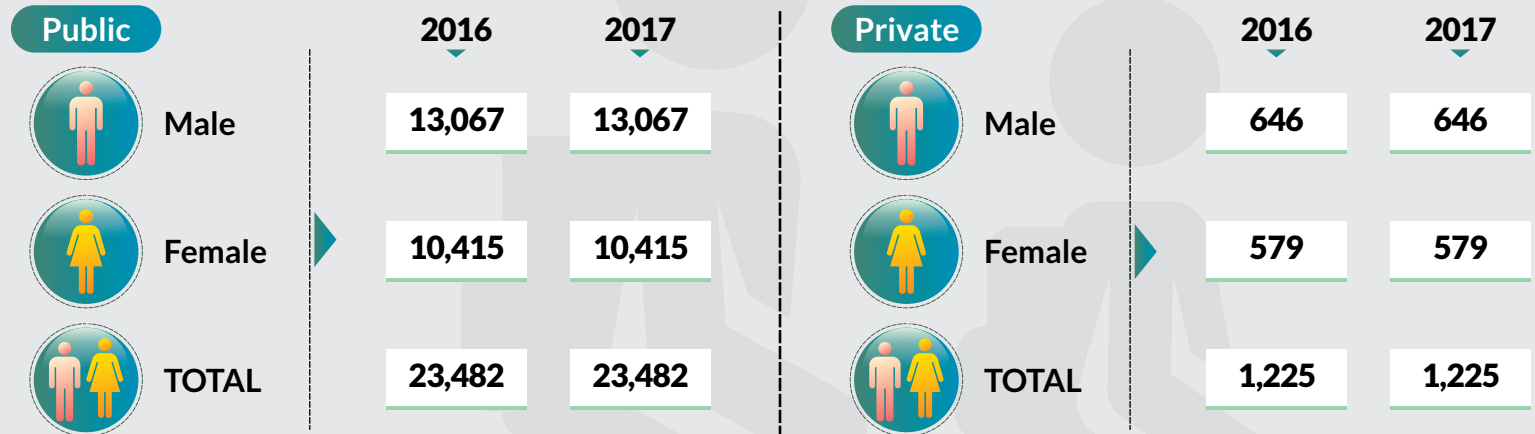
### NUMBER OF PUBLIC AND PRIVATE SECONDARY SCHOOLS

#### Public (Mixed)

#### Private (Mixed)



### NUMBER OF STUDENTS THAT COMPLETED PUBLIC & PRIVATE SENIOR SECONDARY SCHOOLS

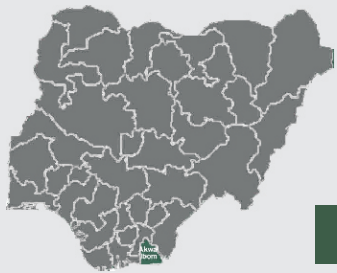


# SENIOR SECONDARY SCHOOL ENROLLMENT DATA 2016 - 2017

## AKWA IBOM STATE



Land Area: 2,734 sq mi



### ENROLMENT IN PUBLIC SENIOR SECONDARY SCHOOLS

**2016**

**2017**

#### SSS 1

#### SSS 2

#### SSS 3

#### SSS 1

#### SSS 2

#### SSS 3

MALE	FEMALE
24,971	26,538

MALE	FEMALE
76,065	24,588

MALE	FEMALE
24,046	22,840

MALE	FEMALE
17,344	17,818

MALE	FEMALE
16,457	16,987

MALE	FEMALE
12,768	13,070



#### TOTAL

199,048



#### TOTAL

94,444

### ENROLMENT IN PRIVATE SENIOR SECONDARY SCHOOLS

**2016**

**2017**

#### SSS 1

#### SSS 2

#### SSS 3

#### SSS 1

#### SSS 2

#### SSS 3

MALE	FEMALE
1,562	1,737

MALE	FEMALE
1,673	1,823

MALE	FEMALE
1,799	2,249

MALE	FEMALE
3,614	3,904

MALE	FEMALE
4,134	4,502

MALE	FEMALE
4,049	4,287



#### TOTAL

10,843



#### TOTAL

24,490

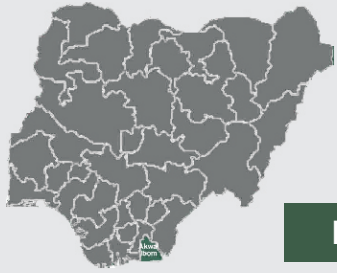


# SENIOR SECONDARY SCHOOL ENROLLMENT DATA 2016 - 2017

## AKWA IBOM STATE



Land Area: 2,734 sq mi



### NUMBER OF PUBLIC AND PRIVATE SECONDARY SCHOOLS

#### Public (Mixed)

#### Private (Mixed)



### NUMBER OF STUDENTS THAT COMPLETED PUBLIC & PRIVATE SENIOR SECONDARY SCHOOLS

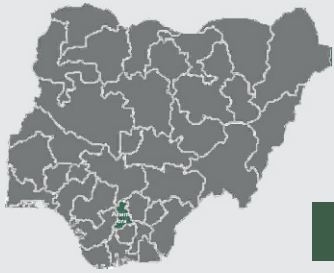
	Public		Private	
	2016	2017	2016	2017
Male	24,046	12,768	1,799	4,049
Female	22,840	13,070	2,249	4,287
TOTAL	46,886	25,838	4,048	8,336

# SENIOR SECONDARY SCHOOL ENROLLMENT DATA 2016 - 2017

## ANAMBRA STATE



Land Area: 1,870 sq mi



### ENROLMENT IN PUBLIC SENIOR SECONDARY SCHOOLS

**2016**

**2017**

#### SSS 1

#### SSS 2

#### SSS 3

#### SSS 1

#### SSS 2

#### SSS 3

MALE	FEMALE
9,874	11,358

MALE	FEMALE
8,362	10,078

MALE	FEMALE
5,691	7,095

MALE	FEMALE
8,506	10,196

MALE	FEMALE
8,330	10,549

MALE	FEMALE
6,209	8,510



#### TOTAL

52,458



#### TOTAL

52,300

### ENROLMENT IN PRIVATE SENIOR SECONDARY SCHOOLS

**2016**

**2017**

#### SSS 1

#### SSS 2

#### SSS 3

#### SSS 1

#### SSS 2

#### SSS 3

MALE	FEMALE
1,058	978

MALE	FEMALE
1,104	977

MALE	FEMALE
1,078	1,120

MALE	FEMALE
1,094	1,008

MALE	FEMALE
1,134	1,008

MALE	FEMALE
1,113	1,155



#### TOTAL

6,315



#### TOTAL

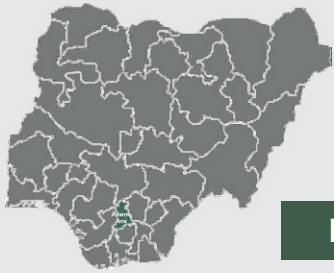
6,512

# SENIOR SECONDARY SCHOOL ENROLLMENT DATA 2016 - 2017

## ANAMBRA STATE



Land Area: 1,870 sq mi



### NUMBER OF PUBLIC AND PRIVATE SECONDARY SCHOOLS

#### Public (Mixed)



#### Private (Mixed)



### NUMBER OF STUDENTS THAT COMPLETED PUBLIC & PRIVATE SENIOR SECONDARY SCHOOLS

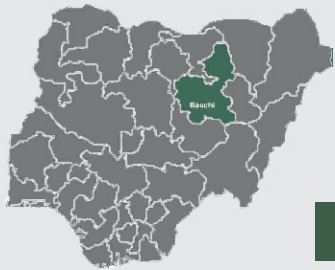
Public		2016	2017	Private		2016	2017
	Male	5,691	6,209		Male	1,078	1,113
	Female	7,095	8,510		Female	1,120	1,155
	TOTAL	12,786	14,719		TOTAL	2,198	2,268

# SENIOR SECONDARY SCHOOL ENROLLMENT DATA 2016 - 2017

## BAUCHI STATE



Land Area: 18, 965 sq mi



### ENROLMENT IN PUBLIC SENIOR SECONDARY SCHOOLS

**2016**

**2017**

#### SSS 1

#### SSS 2

#### SSS 3

#### SSS 1

#### SSS 2

#### SSS 3

MALE	FEMALE
21,590	12,724

MALE	FEMALE
20,363	10,950

MALE	FEMALE
19,873	9,537

MALE	FEMALE
21,597	13,212

MALE	FEMALE
22,464	12,378

MALE	FEMALE
20,741	10,393



61,826



33,211

#### TOTAL

95,037



64,802



35,983

#### TOTAL

100,785

### ENROLMENT IN PRIVATE SENIOR SECONDARY SCHOOLS

**2016**

**2017**

#### SSS 1

#### SSS 2

#### SSS 3

#### SSS 1

#### SSS 2

#### SSS 3

MALE	FEMALE
4,882	5,240

MALE	FEMALE
4,354	4,669

MALE	FEMALE
4,068	4,296

MALE	FEMALE
5,438	5,959

MALE	FEMALE
4,715	5,273

MALE	FEMALE
4,675	4,956



13,304



14,205

#### TOTAL

27,509



14,828



16,188

#### TOTAL

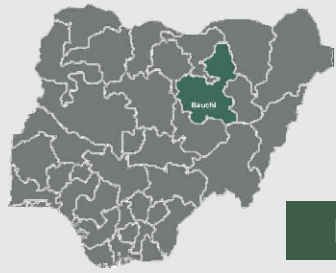
31,016

# SENIOR SECONDARY SCHOOL ENROLLMENT DATA 2016 - 2017

## BAUCHI STATE



Land Area: 18, 965 sq mi



### NUMBER OF PUBLIC AND PRIVATE SECONDARY SCHOOLS

#### Public (Mixed)



#### Private (Mixed)



### NUMBER OF STUDENTS THAT COMPLETED PUBLIC & PRIVATE SENIOR SECONDARY SCHOOLS

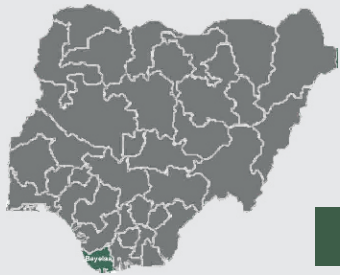
Public		2016	2017	Private		2016	2017
	Male	19,873	20,741		Male	4,068	4,675
	Female	9,537	10,393		Female	4,296	4,956
	TOTAL	29,410	31,134		TOTAL	8,364	9,631

# SENIOR SECONDARY SCHOOL ENROLLMENT DATA 2016 - 2017

## BAYELSA STATE



Land Area: 8,150 sq mi



### ENROLMENT IN PUBLIC SENIOR SECONDARY SCHOOLS

**2016**

#### SSS 1

MALE	FEMALE
5,072	4,649

#### SSS 2

MALE	FEMALE
5,201	5,027

#### SSS 3

MALE	FEMALE
5,858	4,902



16,131



14,578

#### TOTAL

30,709

**2017**

#### SSS 1

MALE	FEMALE
7,575	7,128

#### SSS 2

MALE	FEMALE
7,812	7,215

#### SSS 3

MALE	FEMALE
7,727	7,184



23,114



21,527

#### TOTAL

44,641

### ENROLMENT IN PRIVATE SENIOR SECONDARY SCHOOLS

**2016**

#### SSS 1

MALE	FEMALE
444	436

#### SSS 2

MALE	FEMALE
312	334

#### SSS 3

MALE	FEMALE
99	114



855



884

#### TOTAL

1,739

**2017**

#### SSS 1

MALE	FEMALE
776	781

#### SSS 2

MALE	FEMALE
505	592

#### SSS 3

MALE	FEMALE
199	315



1,480



1,688

#### TOTAL

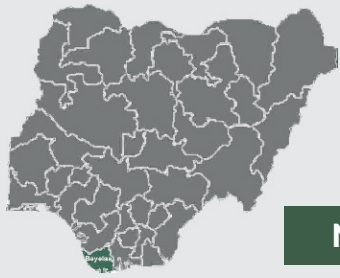
3,168

# SENIOR SECONDARY SCHOOL ENROLLMENT DATA 2016 - 2017

## BAYELSA STATE



Land Area: 8,150 sq mi



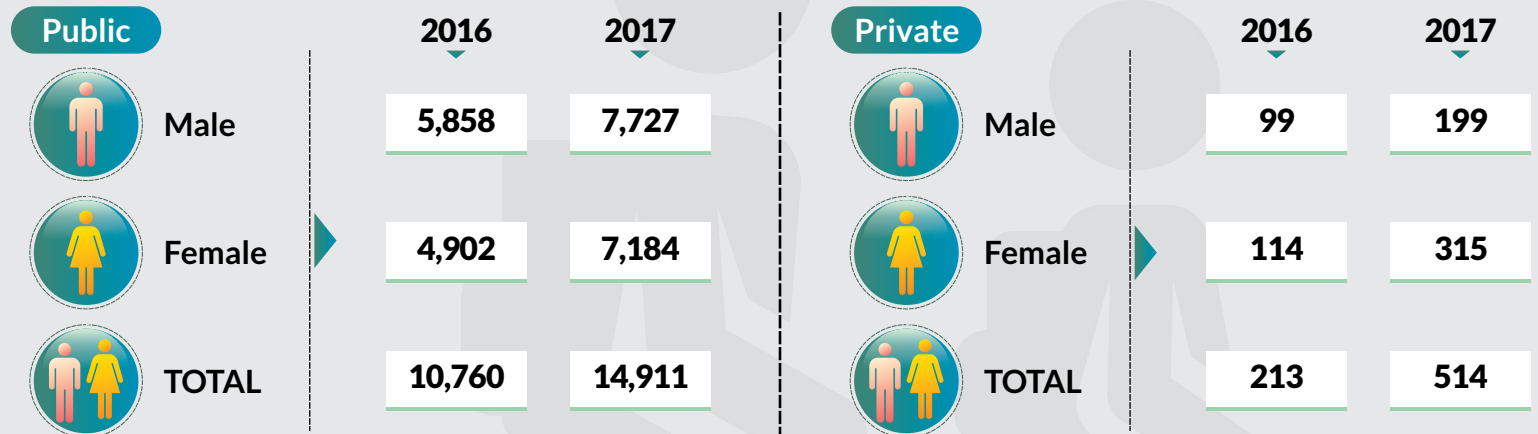
### NUMBER OF PUBLIC AND PRIVATE SECONDARY SCHOOLS

#### Public (Mixed)

#### Private (Mixed)



### NUMBER OF STUDENTS THAT COMPLETED PUBLIC & PRIVATE SENIOR SECONDARY SCHOOLS

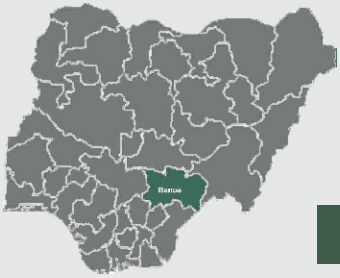


# SENIOR SECONDARY SCHOOL ENROLLMENT DATA 2016 - 2017

## BENUE STATE



Land Area: 13,150 sq m



### ENROLMENT IN PUBLIC SENIOR SECONDARY SCHOOLS

**2016**

**2017**

#### SSS 1

#### SSS 2

#### SSS 3

#### SSS 1

#### SSS 2

#### SSS 3

MALE	FEMALE
9,196	7,012

MALE	FEMALE
8,557	6,643

MALE	FEMALE
7,781	5,992

MALE	FEMALE
6,889	5,481

MALE	FEMALE
7,569	5,159

MALE	FEMALE
6,517	4,503



25,534



19,647

#### TOTAL

45,181



20,975



15,143

#### TOTAL

36,118

### ENROLMENT IN PRIVATE SENIOR SECONDARY SCHOOLS

**2016**

**2017**

#### SSS 1

#### SSS 2

#### SSS 3

#### SSS 1

#### SSS 2

#### SSS 3

MALE	FEMALE
10,290	9,095

MALE	FEMALE
9,469	8,192

MALE	FEMALE
8,495	7,487

MALE	FEMALE
8,046	8,085

MALE	FEMALE
7,226	6,505

MALE	FEMALE
6,431	5,559



28,254



24,774

#### TOTAL

53,028



21,703



20,149

#### TOTAL

41,852

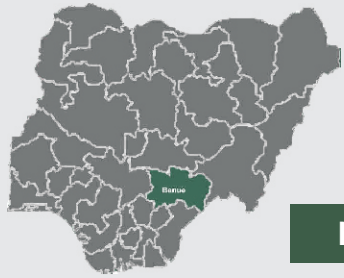


# SENIOR SECONDARY SCHOOL ENROLLMENT DATA 2016 - 2017

## BENUE STATE



Land Area: 13,150 sq m



### NUMBER OF PUBLIC AND PRIVATE SECONDARY SCHOOLS

#### Public (Mixed)



#### Private (Mixed)



### NUMBER OF STUDENTS THAT COMPLETED PUBLIC & PRIVATE SENIOR SECONDARY SCHOOLS

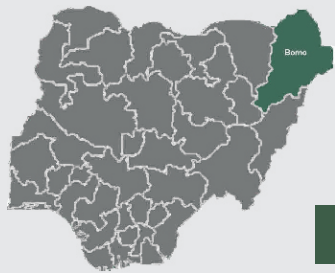
	Public			Private	
	2016	2017		2016	2017
Male	7,781	6,517	Male	8,495	6,431
Female	5,992	4,503	Female	7,487	5,559
<b>TOTAL</b>	<b>13,773</b>	<b>11,020</b>	<b>TOTAL</b>	<b>15,982</b>	<b>11,990</b>

# SENIOR SECONDARY SCHOOL ENROLLMENT DATA 2016 - 2017

## BORNO STATE



Land Area: 22, 316 sq mi



### ENROLMENT IN PUBLIC SENIOR SECONDARY SCHOOLS

**2016**

**2017**

#### SSS 1

#### SSS 2

#### SSS 3

#### SSS 1

#### SSS 2

#### SSS 3

MALE	FEMALE
13,582	10,446

MALE	FEMALE
13,276	8,683

MALE	FEMALE
10,144	7,177

MALE	FEMALE
13,582	10,446

MALE	FEMALE
13,276	8,683

MALE	FEMALE
10,144	7,177



37,002



26,306

### TOTAL

63,308



37,002



26,306

### TOTAL

63,308

### ENROLMENT IN PRIVATE SENIOR SECONDARY SCHOOLS

**2016**

**2017**

#### SSS 1

#### SSS 2

#### SSS 3

#### SSS 1

#### SSS 2

#### SSS 3

MALE	FEMALE
915	909

MALE	FEMALE
1,093	994

MALE	FEMALE
716	601

MALE	FEMALE
915	909

MALE	FEMALE
1,093	994

MALE	FEMALE
716	601



2,724



2,504

### TOTAL

5,228



2,724



2,504

### TOTAL

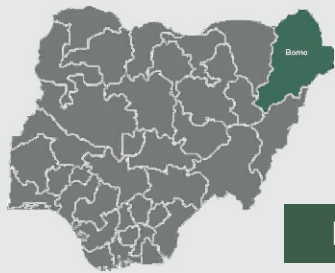
5,228

# SENIOR SECONDARY SCHOOL ENROLLMENT DATA 2016 - 2017

## BORNO STATE



Land Area: 22, 316 sq mi



### NUMBER OF PUBLIC AND PRIVATE SECONDARY SCHOOLS

#### Public (Mixed)



#### Private (Mixed)



### NUMBER OF STUDENTS THAT COMPLETED PUBLIC & PRIVATE SENIOR SECONDARY SCHOOLS

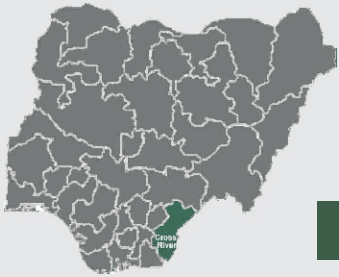
	Public			Private	
	2016	2017		2016	2017
Male	10,144	10,144	Male	716	716
Female	7,177	7,177	Female	601	601
<b>TOTAL</b>	<b>17,321</b>	<b>17,321</b>	<b>TOTAL</b>	<b>1,317</b>	<b>1,317</b>

# SENIOR SECONDARY SCHOOL ENROLLMENT DATA 2016 - 2017

## CROSS RIVER STATE



Land Area: 7,782 sq mi



### ENROLMENT IN PUBLIC SENIOR SECONDARY SCHOOLS

**2016**

**2017**

#### SSS 1

#### SSS 2

#### SSS 3

#### SSS 1

#### SSS 2

#### SSS 3

MALE	FEMALE
7,909	7,218

MALE	FEMALE
6,352	6,192

MALE	FEMALE
4,278	4,146

MALE	FEMALE
6,938	7,264

MALE	FEMALE
5,971	6,109

MALE	FEMALE
4,556	4,692



18,539



17,556

#### TOTAL

36,095



17,465



18,065

#### TOTAL

35,530

### ENROLMENT IN PRIVATE SENIOR SECONDARY SCHOOLS

**2016**

**2017**

#### SSS 1

#### SSS 2

#### SSS 3

#### SSS 1

#### SSS 2

#### SSS 3

MALE	FEMALE
2,541	2,593

MALE	FEMALE
2,365	2,434

MALE	FEMALE
2,508	2,661

MALE	FEMALE
1,606	1,845

MALE	FEMALE
1,523	1,615

MALE	FEMALE
1,739	1,898



7,414



7,688

#### TOTAL

15,102



4,868



5,358

#### TOTAL

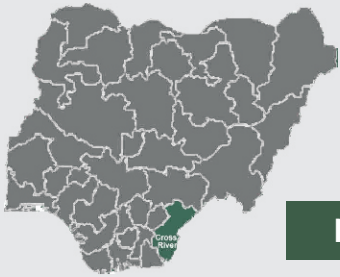
10,226

# SENIOR SECONDARY SCHOOL ENROLLMENT DATA 2016 - 2017

## CROSS RIVER STATE



Land Area: 7,782 sq mi



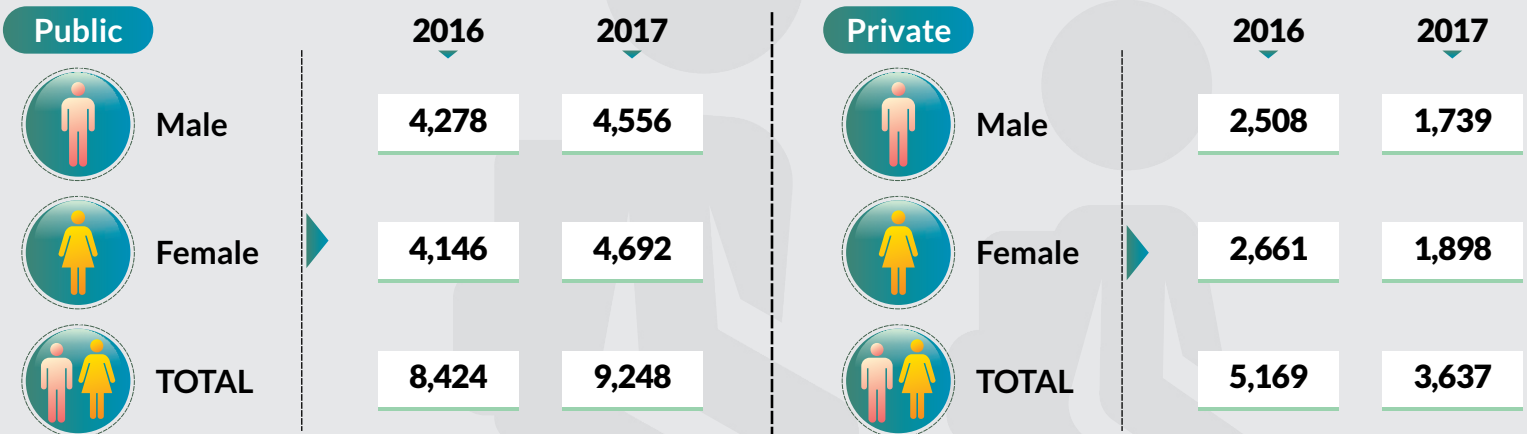
### NUMBER OF PUBLIC AND PRIVATE SECONDARY SCHOOLS

#### Public (Mixed)

#### Private (Mixed)



### NUMBER OF STUDENTS THAT COMPLETED PUBLIC & PRIVATE SENIOR SECONDARY SCHOOLS

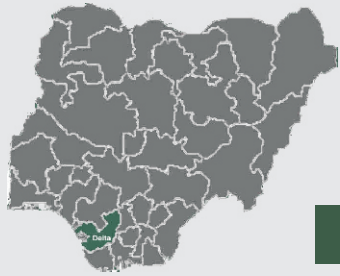


# SENIOR SECONDARY SCHOOL ENROLLMENT DATA 2016 - 2017

## DELTA STATE



Land Area: 6,833 sq mi



### ENROLMENT IN PUBLIC SENIOR SECONDARY SCHOOLS

**2016**

**2017**

#### SSS 1

#### SSS 2

#### SSS 3

#### SSS 1

#### SSS 2

#### SSS 3

MALE	FEMALE
18,112	17,082

MALE	FEMALE
17,408	18,100

MALE	FEMALE
13,171	12,243

MALE	FEMALE
16,767	16,791

MALE	FEMALE
15,200	14,906

MALE	FEMALE
10,654	10,538



48,691



47,425

#### TOTAL

96,116



42,621



42,235

#### TOTAL

84,856

### ENROLMENT IN PRIVATE SENIOR SECONDARY SCHOOLS

**2016**

**2017**

#### SSS 1

#### SSS 2

#### SSS 3

#### SSS 1

#### SSS 2

#### SSS 3

MALE	FEMALE
5,009	5,021

MALE	FEMALE
4,633	4,738

MALE	FEMALE
4,393	4,663

MALE	FEMALE
4,077	4,227

MALE	FEMALE
3,829	4,050

MALE	FEMALE
3,713	3,723



14,035



14,422

#### TOTAL

28,457



11,619



12,000

#### TOTAL

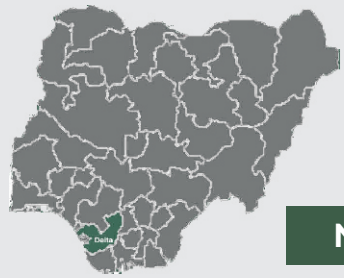
23,619

# SENIOR SECONDARY SCHOOL ENROLLMENT DATA 2016 - 2017

## DELTA STATE



Land Area: 6,833 sq mi



### NUMBER OF PUBLIC AND PRIVATE SECONDARY SCHOOLS

#### Public (Mixed)



#### Private (Mixed)



### NUMBER OF STUDENTS THAT COMPLETED PUBLIC & PRIVATE SENIOR SECONDARY SCHOOLS

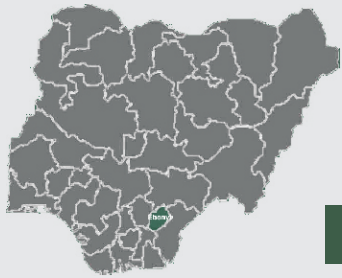
Public		2016	2017	Private		2016	2017
Male	13,171	10,654	Male	4,393	3,713		
Female	12,243	10,538	Female	4,663	3,723		
TOTAL	25,414	21,192	TOTAL	9,056	7,436		

# SENIOR SECONDARY SCHOOL ENROLLMENT DATA 2016 - 2017

## EBONYI STATE



Land Area: 2,136 sq mi



### ENROLMENT IN PUBLIC SENIOR SECONDARY SCHOOLS

**2016**

**2017**

#### SSS 1

#### SSS 2

#### SSS 3

#### SSS 1

#### SSS 2

#### SSS 3

MALE	FEMALE
8,484	9,815

MALE	FEMALE
8,809	10,237

MALE	FEMALE
6,282	7,170

MALE	FEMALE
7,864	9,248

MALE	FEMALE
7,923	9,410

MALE	FEMALE
6,502	7,389



#### TOTAL

50,797



#### TOTAL

48,336

### ENROLMENT IN PRIVATE SENIOR SECONDARY SCHOOLS

**2016**

**2017**

#### SSS 1

#### SSS 2

#### SSS 3

#### SSS 1

#### SSS 2

#### SSS 3

MALE	FEMALE
4,168	4,376

MALE	FEMALE
4,178	4,726

MALE	FEMALE
3,887	3,980

MALE	FEMALE
3,322	3,622

MALE	FEMALE
3,149	3,519

MALE	FEMALE
3,088	3,221



#### TOTAL

25,315



#### TOTAL

19,921

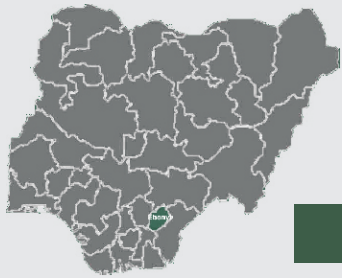


# SENIOR SECONDARY SCHOOL ENROLLMENT DATA 2016 - 2017

## EBONYI STATE



Land Area: 2,136 sq mi



### NUMBER OF PUBLIC AND PRIVATE SECONDARY SCHOOLS

#### Public (Mixed)



#### Private (Mixed)



### NUMBER OF STUDENTS THAT COMPLETED PUBLIC & PRIVATE SENIOR SECONDARY SCHOOLS

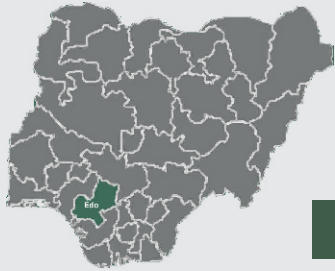
	Public			Private	
	2016	2017		2016	2017
Male	6,282	6,502	Male	3,887	3,088
Female	7,170	7,389	Female	3,980	3,221
<b>TOTAL</b>	<b>13,452</b>	<b>13,891</b>	<b>TOTAL</b>	<b>7,867</b>	<b>6,309</b>

# SENIOR SECONDARY SCHOOL ENROLLMENT DATA 2016 - 2017

## EDO STATE



Land Area: 6,873 sq mi



### ENROLMENT IN PUBLIC SENIOR SECONDARY SCHOOLS

**2016**

**2017**

#### SSS 1

#### SSS 2

#### SSS 3

#### SSS 1

#### SSS 2

#### SSS 3

MALE	FEMALE
12,353	13,885

MALE	FEMALE
12,458	14,370

MALE	FEMALE
11,900	12,072

MALE	FEMALE
11,966	13,342

MALE	FEMALE
10,175	11,942

MALE	FEMALE
9,276	9,409



36,711



40,327

#### TOTAL

77,038



31,417



34,693

#### TOTAL

66,110

### ENROLMENT IN PRIVATE SENIOR SECONDARY SCHOOLS

**2016**

**2017**

#### SSS 1

#### SSS 2

#### SSS 3

#### SSS 1

#### SSS 2

#### SSS 3

MALE	FEMALE
7,520	7,191

MALE	FEMALE
7,226	7,226

MALE	FEMALE
8,330	8,000

MALE	FEMALE
4,576	4,681

MALE	FEMALE
4,068	4,344

MALE	FEMALE
4,476	4,611



23,076



22,417

#### TOTAL

45,493



13,120



13,636

#### TOTAL

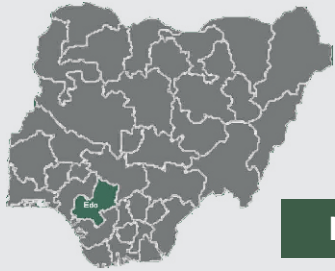
26,756

# SENIOR SECONDARY SCHOOL ENROLLMENT DATA 2016 - 2017

## EDO STATE



Land Area: 6,873 sq mi




### NUMBER OF PUBLIC AND PRIVATE SECONDARY SCHOOLS

#### Public (Mixed)

#### Private (Mixed)



### NUMBER OF STUDENTS THAT COMPLETED PUBLIC & PRIVATE SENIOR SECONDARY SCHOOLS

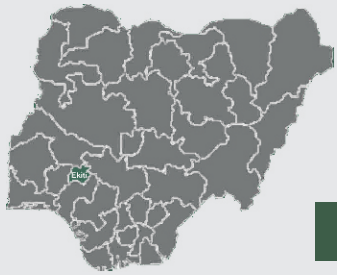


# SENIOR SECONDARY SCHOOL ENROLLMENT DATA 2016 - 2017

## EKITI STATE



Land Area: 2,453 sq mi



### ENROLMENT IN PUBLIC SENIOR SECONDARY SCHOOLS

**2016**

**2017**

#### SSS 1

#### SSS 2

#### SSS 3

#### SSS 1

#### SSS 2

#### SSS 3

MALE	FEMALE
7,273	7,132

MALE	FEMALE
7,417	7,490

MALE	FEMALE
6,817	6,455

MALE	FEMALE
7,273	7,132

MALE	FEMALE
7,417	7,490

MALE	FEMALE
6,817	6,455



21,507



21,077

#### TOTAL

42,584



21,507



21,077

#### TOTAL

42,584

### ENROLMENT IN PRIVATE SENIOR SECONDARY SCHOOLS

**2016**

**2017**

#### SSS 1

#### SSS 2

#### SSS 3

#### SSS 1

#### SSS 2

#### SSS 3

MALE	FEMALE
1,107	1,133

MALE	FEMALE
1,292	1,508

MALE	FEMALE
1,273	1,288

MALE	FEMALE
1,107	1,133

MALE	FEMALE
1,292	1,508

MALE	FEMALE
1,273	1,288



3,672



3,929

#### TOTAL

7,601



3,672



3,929

#### TOTAL

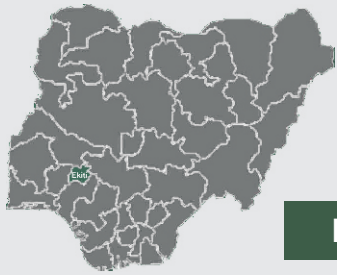
7,601

# SENIOR SECONDARY SCHOOL ENROLLMENT DATA 2016 - 2017

## EKITI STATE



Land Area: 2,453 sq mi



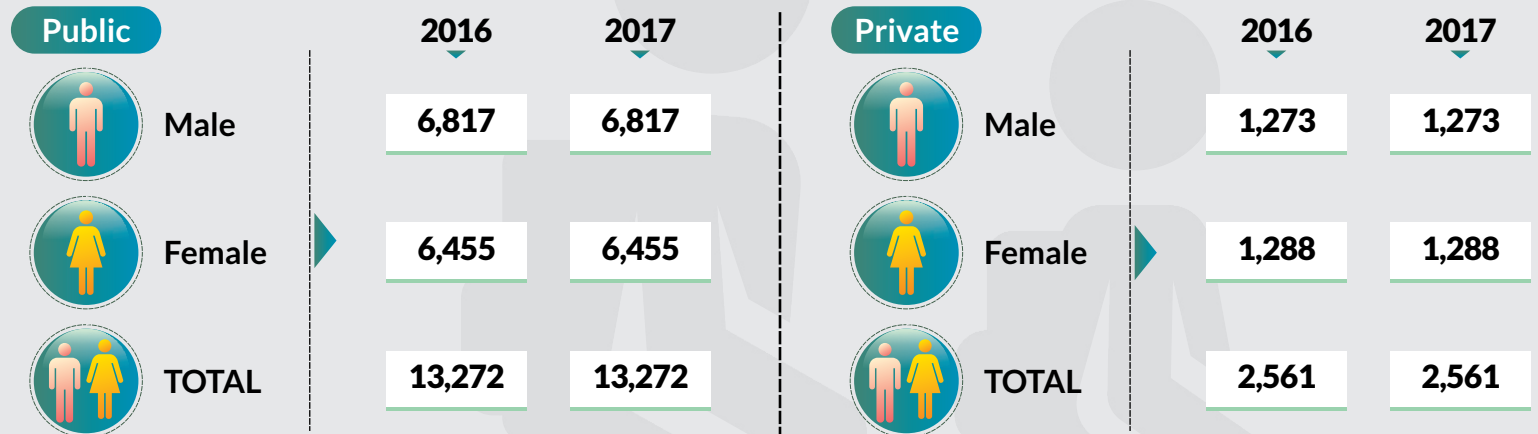
### NUMBER OF PUBLIC AND PRIVATE SECONDARY SCHOOLS

#### Public (Mixed)

#### Private (Mixed)



### NUMBER OF STUDENTS THAT COMPLETED PUBLIC & PRIVATE SENIOR SECONDARY SCHOOLS

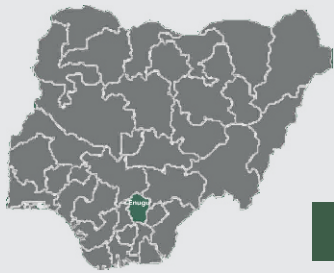


# SENIOR SECONDARY SCHOOL ENROLLMENT DATA 2016 - 2017

## ENUGU STATE



Land Area: 2,765 sq mi



### ENROLMENT IN PUBLIC SENIOR SECONDARY SCHOOLS

**2016**

**2017**

#### SSS 1

#### SSS 2

#### SSS 3

#### SSS 1

#### SSS 2

#### SSS 3

MALE	FEMALE
10,415	13,602

MALE	FEMALE
10,045	13,699

MALE	FEMALE
9,507	12,154

MALE	FEMALE
10,727	14,010

MALE	FEMALE
10,346	14,110

MALE	FEMALE
9,792	12,519



#### TOTAL

69,422



#### TOTAL

71,504

### ENROLMENT IN PRIVATE SENIOR SECONDARY SCHOOLS

**2016**

**2017**

#### SSS 1

#### SSS 2

#### SSS 3

#### SSS 1

#### SSS 2

#### SSS 3

MALE	FEMALE
6,158	7,030

MALE	FEMALE
6,307	7,046

MALE	FEMALE
6,364	7,465

MALE	FEMALE
6,343	7,241

MALE	FEMALE
6,496	7,257

MALE	FEMALE
6,555	7,689



#### TOTAL

40,370



#### TOTAL

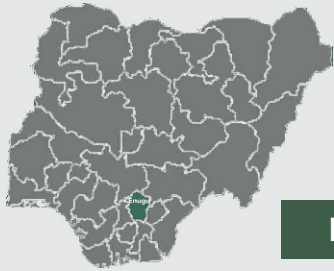
41,581

# SENIOR SECONDARY SCHOOL ENROLLMENT DATA 2016 - 2017

## ENUGU STATE



Land Area: 2,765 sq mi




### NUMBER OF PUBLIC AND PRIVATE SECONDARY SCHOOLS

#### Public (Mixed)

#### Private (Mixed)



### NUMBER OF STUDENTS THAT COMPLETED PUBLIC & PRIVATE SENIOR SECONDARY SCHOOLS

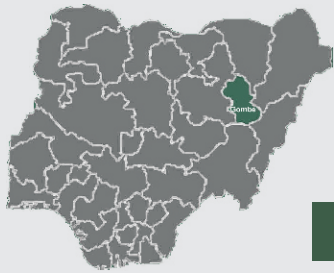


# SENIOR SECONDARY SCHOOL ENROLLMENT DATA 2016 - 2017

## GOMBE STATE



Land Area: 7, 246 sq mi



### ENROLMENT IN PUBLIC SENIOR SECONDARY SCHOOLS

**2016**

**2017**

#### SSS 1

#### SSS 2

#### SSS 3

#### SSS 1

#### SSS 2

#### SSS 3

MALE	FEMALE
10,974	7,288

MALE	FEMALE
10,037	6,345

MALE	FEMALE
9,110	5,935

MALE	FEMALE
10,518	7,099

MALE	FEMALE
10,707	7,021

MALE	FEMALE
9,928	5,594



30,121



19,568

#### TOTAL

49,689



31,153



19,714

#### TOTAL

50,867

### ENROLMENT IN PRIVATE SENIOR SECONDARY SCHOOLS

**2016**

**2017**

#### SSS 1

#### SSS 2

#### SSS 3

#### SSS 1

#### SSS 2

#### SSS 3

MALE	FEMALE
2,824	2,790

MALE	FEMALE
2,767	2,559

MALE	FEMALE
2,369	2,238

MALE	FEMALE
4,548	3,658

MALE	FEMALE
4,449	3,604

MALE	FEMALE
3,868	3,345



7,960



7,587

#### TOTAL

15,547



12,865



10,607

#### TOTAL

23,472

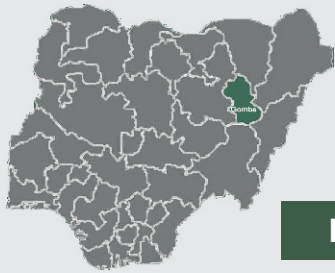


# SENIOR SECONDARY SCHOOL ENROLLMENT DATA 2016 - 2017

## GOMBE STATE



Land Area: 7, 246 sq mi



### NUMBER OF PUBLIC AND PRIVATE SECONDARY SCHOOLS

#### Public (Mixed)



#### Private (Mixed)




### NUMBER OF STUDENTS THAT COMPLETED PUBLIC & PRIVATE SENIOR SECONDARY SCHOOLS

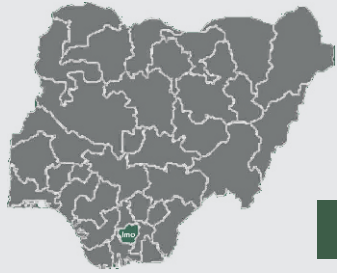
Public		2016	2017	Private		2016	2017
	Male	9,110	9,928		Male	2,369	3,868
	Female	5,935	5,594		Female	2,238	3,345
	TOTAL	15,045	15,522		TOTAL	4,607	7,213

# SENIOR SECONDARY SCHOOL ENROLLMENT DATA 2016 - 2017

## IMO STATE



Land Area: 2,140 sq mi



### ENROLMENT IN PUBLIC SENIOR SECONDARY SCHOOLS

**2016**

**2017**

#### SSS 1

#### SSS 2

#### SSS 3

#### SSS 1

#### SSS 2

#### SSS 3

MALE	FEMALE
63,226	73,968

MALE	FEMALE
61,797	69,159

MALE	FEMALE
53,802	60,731

MALE	FEMALE
57,776	62,702

MALE	FEMALE
58,617	62,154

MALE	FEMALE
56,892	59,246



#### TOTAL

**382,683**

178,825

203,858



#### TOTAL

**357,387**

173,285

184,102

### ENROLMENT IN PRIVATE SENIOR SECONDARY SCHOOLS

**2016**

**2017**

#### SSS 1

#### SSS 2

#### SSS 3

#### SSS 1

#### SSS 2

#### SSS 3

MALE	FEMALE
386	405

MALE	FEMALE
339	374

MALE	FEMALE
330	379

MALE	FEMALE
386	405

MALE	FEMALE
339	374

MALE	FEMALE
330	379



#### TOTAL

**2,213**

1,055

1,158



#### TOTAL


**2,213**

1,055

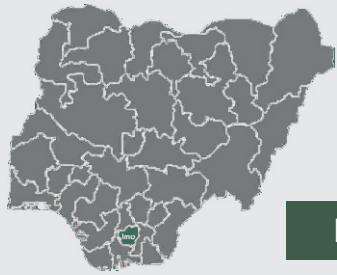
1,158

# SENIOR SECONDARY SCHOOL ENROLLMENT DATA 2016 - 2017

## IMO STATE



Land Area: 2,140 sq mi



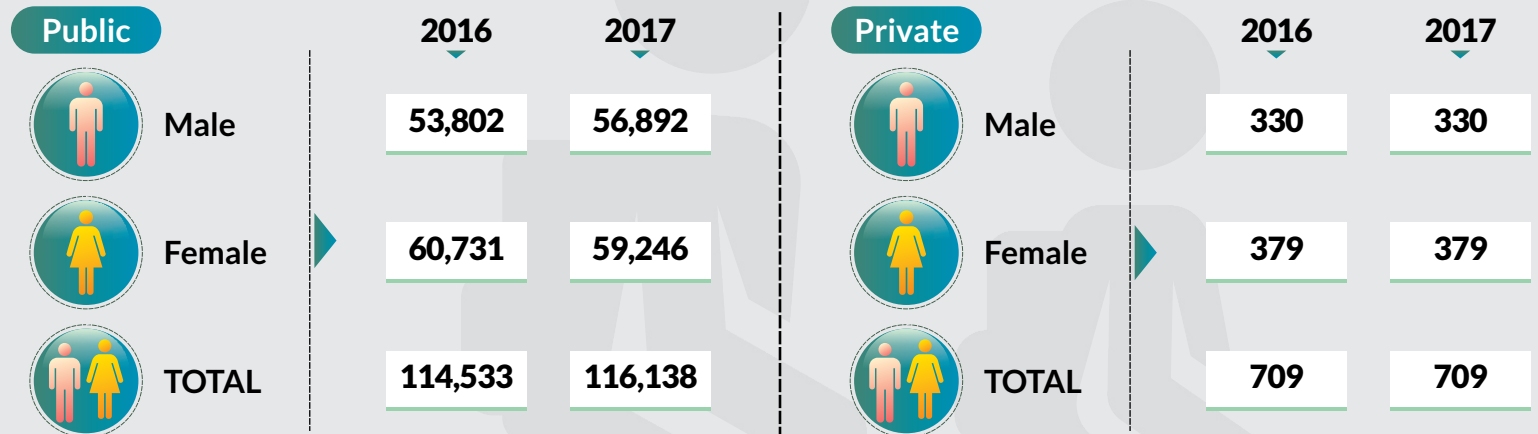
### NUMBER OF PUBLIC AND PRIVATE SECONDARY SCHOOLS

#### Public (Mixed)

#### Private (Mixed)



### NUMBER OF STUDENTS THAT COMPLETED PUBLIC & PRIVATE SENIOR SECONDARY SCHOOLS

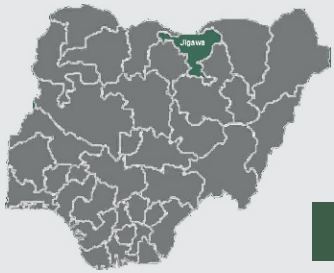


# SENIOR SECONDARY SCHOOL ENROLLMENT DATA 2016 - 2017

## JIGAWA STATE



Land Area: 8, 940 sq mi



### ENROLMENT IN PUBLIC SENIOR SECONDARY SCHOOLS

**2016**

**2017**

#### SSS 1

#### SSS 2

#### SSS 3

#### SSS 1

#### SSS 2

#### SSS 3

MALE	FEMALE
19,910	11,717


MALE	FEMALE
17,899	10,685

MALE	FEMALE
16,988	8,825

MALE	FEMALE
22,338	12,791


MALE	FEMALE
22,113	12,149

MALE	FEMALE
17,741	9,965



#### TOTAL

86,024



#### TOTAL

97,097

### ENROLMENT IN PRIVATE SENIOR SECONDARY SCHOOLS

**2016**

**2017**

#### SSS 1

#### SSS 2

#### SSS 3

#### SSS 1

#### SSS 2

#### SSS 3

MALE	FEMALE
80	65

MALE	FEMALE
60	35

MALE	FEMALE
69	44

MALE	FEMALE
175	210


MALE	FEMALE
179	172

MALE	FEMALE
115	142



#### TOTAL

353



#### TOTAL

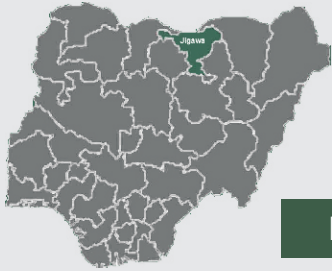
993

# SENIOR SECONDARY SCHOOL ENROLLMENT DATA 2016 - 2017

## JIGAWA STATE



Land Area: 8, 940 sq mi



### NUMBER OF PUBLIC AND PRIVATE SECONDARY SCHOOLS

#### Public (Mixed)



#### Private (Mixed)



### NUMBER OF STUDENTS THAT COMPLETED PUBLIC & PRIVATE SENIOR SECONDARY SCHOOLS

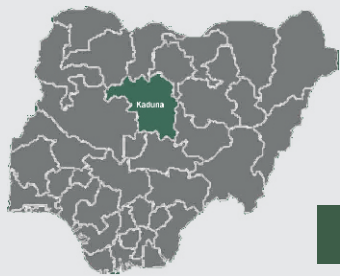
Public		2016	2017	Private		2016	2017
Male		16,988	17,741	Male		69	115
Female		8,825	9,965	Female		44	142
TOTAL		25,813	27,706	TOTAL		113	257

# SENIOR SECONDARY SCHOOL ENROLLMENT DATA 2016 - 2017

## KADUNA STATE



Land Area: 17,781 sq mi



### ENROLMENT IN PUBLIC SENIOR SECONDARY SCHOOLS

**2016**

**2017**

#### SSS 1

#### SSS 2

#### SSS 3

#### SSS 1

#### SSS 2

#### SSS 3

MALE	FEMALE
27,046	23,558

MALE	FEMALE
23,382	18,724

MALE	FEMALE
19,558	15,247

MALE	FEMALE
29,052	24,466

MALE	FEMALE
26,991	20,679

MALE	FEMALE
19,675	15,254



69,986



57,529

**TOTAL**

**127,515**



75,718



60,399

**TOTAL**

**136,117**

### ENROLMENT IN PRIVATE SENIOR SECONDARY SCHOOLS

**2016**

**2017**

#### SSS 1

#### SSS 2

#### SSS 3

#### SSS 1

#### SSS 2

#### SSS 3

MALE	FEMALE
7,639	7,053

MALE	FEMALE
6,846	6,459

MALE	FEMALE
5,437	5,317

MALE	FEMALE
7,791	7,969

MALE	FEMALE
6,745	6,431

MALE	FEMALE
5,643	5,503



19,922



18,829

**TOTAL**

**38,751**



20,179



19,903

**TOTAL**

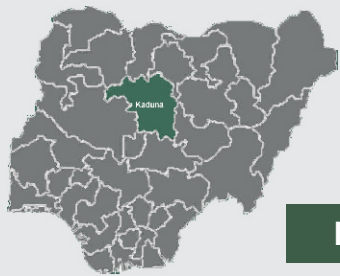
**40,082**

# SENIOR SECONDARY SCHOOL ENROLLMENT DATA 2016 - 2017

## KADUNA STATE



Land Area: 17,781 sq mi



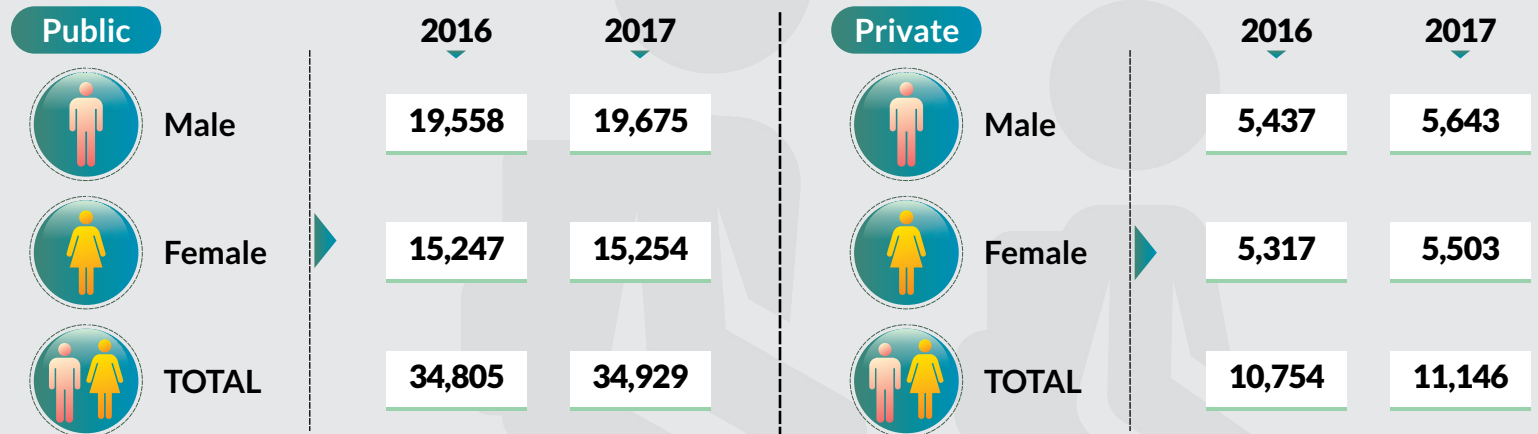
### NUMBER OF PUBLIC AND PRIVATE SECONDARY SCHOOLS

#### Public (Mixed)

#### Private (Mixed)



### NUMBER OF STUDENTS THAT COMPLETED PUBLIC & PRIVATE SENIOR SECONDARY SCHOOLS

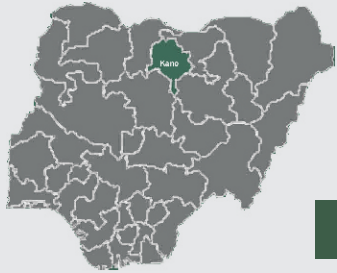


# SENIOR SECONDARY SCHOOL ENROLLMENT DATA 2016 - 2017

## KANO STATE



Land Area: 7,773 sq mi



### ENROLMENT IN PUBLIC SENIOR SECONDARY SCHOOLS

**2016**

**2017**

#### SSS 1

#### SSS 2

#### SSS 3

#### SSS 1

#### SSS 2

#### SSS 3

MALE	FEMALE
52,233	36,260

MALE	FEMALE
48,006	30,014

MALE	FEMALE
45,816	26,750

MALE	FEMALE
48,179	33,339

MALE	FEMALE
44,448	30,057

MALE	FEMALE
40,395	25,661



**TOTAL**

**239,079**

146,055

93,024



**TOTAL**

**222,079**

133,022

89,057

### ENROLMENT IN PRIVATE SENIOR SECONDARY SCHOOLS

**2016**

**2017**

#### SSS 1

#### SSS 2

#### SSS 3

#### SSS 1

#### SSS 2

#### SSS 3

MALE	FEMALE
5,896	7,473

MALE	FEMALE
4,835	5,911

MALE	FEMALE
4,518	5,094

MALE	FEMALE
7,637	9,008

MALE	FEMALE
5,647	6,956

MALE	FEMALE
4,487	5,761



**TOTAL**

**33,727**

15,249

18,478



**TOTAL**

**39,496**

17,771

21,725

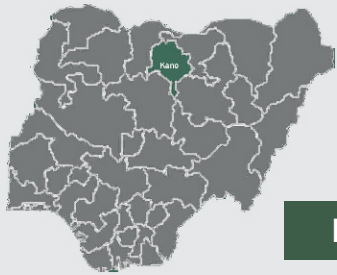


# SENIOR SECONDARY SCHOOL ENROLLMENT DATA 2016 - 2017

## KANO STATE



Land Area: 7,773 sq mi



### NUMBER OF PUBLIC AND PRIVATE SECONDARY SCHOOLS

#### Public (Mixed)



#### Private (Mixed)



### NUMBER OF STUDENTS THAT COMPLETED PUBLIC & PRIVATE SENIOR SECONDARY SCHOOLS

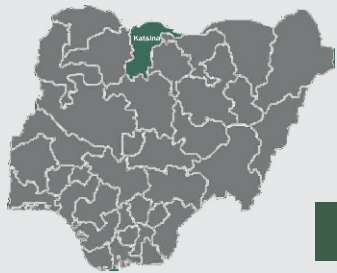
Public		2016	2017	Private		2016	2017
	Male	45,816	40,395		Male	4,518	4,487
	Female	26,750	25,661		Female	5,094	5,761
	TOTAL	72,566	66,056		TOTAL	9,612	10,248

# SENIOR SECONDARY SCHOOL ENROLLMENT DATA 2016 - 2017

## KATSINA STATE



Land Area: 9,341 sq mi



### ENROLMENT IN PUBLIC SENIOR SECONDARY SCHOOLS

**2016**

**2017**

#### SSS 1

#### SSS 2

#### SSS 3

#### SSS 1

#### SSS 2

#### SSS 3

MALE	FEMALE
36224	21,292

MALE	FEMALE
31,756	17,715

MALE	FEMALE
27,781	14,527

MALE	FEMALE
39,271	25,063

MALE	FEMALE
35,593	20,775

MALE	FEMALE
31,971	17,021



95,761



53,534

**TOTAL**

**149,295**



106,835



62,859

**TOTAL**

**169,694**

### ENROLMENT IN PRIVATE SENIOR SECONDARY SCHOOLS

**2016**

**2017**

#### SSS 1

#### SSS 2

#### SSS 3

#### SSS 1

#### SSS 2

#### SSS 3

MALE	FEMALE
4,048	3,525

MALE	FEMALE
3,547	2,892

MALE	FEMALE
3,593	2,506

MALE	FEMALE
3,496	2,961

MALE	FEMALE
2,992	2,364

MALE	FEMALE
3,027	1,981



11,188



8,923

**TOTAL**

**20,111**



9,515



7,306

**TOTAL**

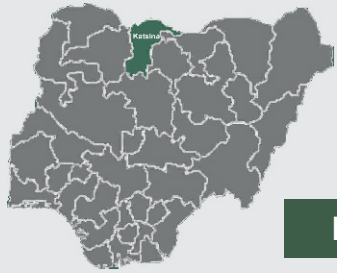
**16,821**

# SENIOR SECONDARY SCHOOL ENROLLMENT DATA 2016 - 2017

## KATSINA STATE



Land Area: 9,341 sq mi



### NUMBER OF PUBLIC AND PRIVATE SECONDARY SCHOOLS

#### Public (Mixed)



#### Private (Mixed)



### NUMBER OF STUDENTS THAT COMPLETED PUBLIC & PRIVATE SENIOR SECONDARY SCHOOLS

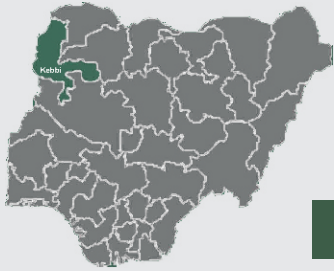
Public		2016	2017	Private		2016	2017
	Male	27,781	31,971		Male	3,593	3,027
	Female	14,527	17,021		Female	2,506	1,981
	TOTAL	42,308	48,992		TOTAL	6,099	5,008

# SENIOR SECONDARY SCHOOL ENROLLMENT DATA 2016 - 2017

## KEBBI STATE



Land Area: 14,200 sq mi



### ENROLMENT IN PUBLIC SENIOR SECONDARY SCHOOLS

**2016**

**2017**

#### SSS 1

#### SSS 2

#### SSS 3

#### SSS 1

#### SSS 2

#### SSS 3

MALE	FEMALE
16,459	9,176

MALE	FEMALE
15,968	6,970

MALE	FEMALE
21,641	5,859

MALE	FEMALE
20,295	11,375

MALE	FEMALE
20,889	8,992

MALE	FEMALE
18,211	8,138



54,068



22,005

#### TOTAL

76,073



59,395



28,505

#### TOTAL

87,900

### ENROLMENT IN PRIVATE SENIOR SECONDARY SCHOOLS

**2016**

**2017**

#### SSS 1

#### SSS 2

#### SSS 3

#### SSS 1

#### SSS 2

#### SSS 3

MALE	FEMALE
602	421

MALE	FEMALE
436	376

MALE	FEMALE
263	323

MALE	FEMALE
1,282	1,004

MALE	FEMALE
1,070	794

MALE	FEMALE
689	541



1,301



1,120

#### TOTAL

2,421



3,041



2,339

#### TOTAL

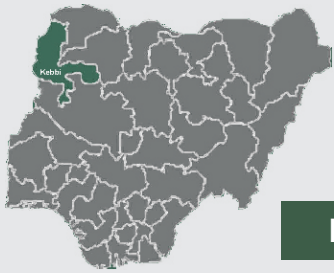
5,380

# SENIOR SECONDARY SCHOOL ENROLLMENT DATA 2016 - 2017

## KEBBI STATE



Land Area: 14,200 sq mi



### NUMBER OF PUBLIC AND PRIVATE SECONDARY SCHOOLS

#### Public (Mixed)



#### Private (Mixed)



### NUMBER OF STUDENTS THAT COMPLETED PUBLIC & PRIVATE SENIOR SECONDARY SCHOOLS

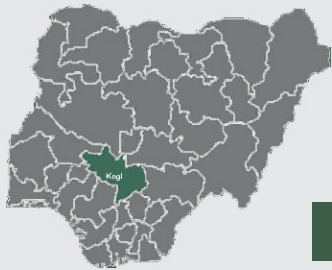
	Public			Private	
	2016	2017		2016	2017
Male	21,641	18,211	Male	263	689
Female	5,859	8,138	Female	323	541
TOTAL	27,500	26,349	TOTAL	586	1,230

# SENIOR SECONDARY SCHOOL ENROLLMENT DATA 2016 - 2017

## KOGI STATE



Land Area: 11,519 sq mi



### ENROLMENT IN PUBLIC SENIOR SECONDARY SCHOOLS

**2016**

**2017**

#### SSS 1

#### SSS 2

#### SSS 3

#### SSS 1

#### SSS 2

#### SSS 3

MALE	FEMALE
7,307	5,994

MALE	FEMALE
6,533	5,919

MALE	FEMALE
7,364	6,425

MALE	FEMALE
7,694	7,620

MALE	FEMALE
7,453	6,511

MALE	FEMALE
7,178	6,496



21,204



18,338

### TOTAL

39,542



22,325



20,627

### TOTAL

42,952

### ENROLMENT IN PRIVATE SENIOR SECONDARY SCHOOLS

**2016**

**2017**

#### SSS 1

#### SSS 2

#### SSS 3

#### SSS 1

#### SSS 2

#### SSS 3

MALE	FEMALE
2,919	3,118

MALE	FEMALE
2,730	2,906

MALE	FEMALE
2,601	2,555

MALE	FEMALE
3,537	3,762

MALE	FEMALE
3,144	3,455

MALE	FEMALE
2,837	3,011



8,250



8,579

### TOTAL

16,829



9,518



10,228

### TOTAL

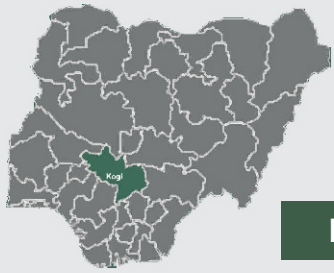
19,746

# SENIOR SECONDARY SCHOOL ENROLLMENT DATA 2016 - 2017

## KOGI STATE



Land Area: 11,519 sq mi



### NUMBER OF PUBLIC AND PRIVATE SECONDARY SCHOOLS

#### Public (Mixed)



#### Private (Mixed)



### NUMBER OF STUDENTS THAT COMPLETED PUBLIC & PRIVATE SENIOR SECONDARY SCHOOLS

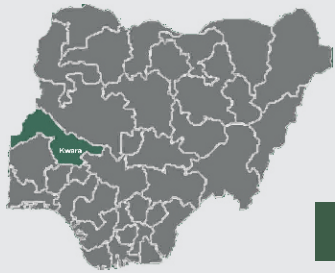
	Public			Private	
	2016	2017		2016	2017
Male	7,364	7,178	Male	2,601	2,837
Female	6,425	6,496	Female	2,555	3,011
<b>TOTAL</b>	<b>13,789</b>	<b>13,674</b>	<b>TOTAL</b>	<b>5,156</b>	<b>5,848</b>

# SENIOR SECONDARY SCHOOL ENROLLMENT DATA 2016 - 2017

## KWARA STATE



Land Area: 14, 218 sq mi



### ENROLMENT IN PUBLIC SENIOR SECONDARY SCHOOLS

**2016**

**2017**

#### SSS 1

#### SSS 2

#### SSS 3

#### SSS 1

#### SSS 2

#### SSS 3

MALE	FEMALE
17,305	15,583

MALE	FEMALE
16,811	14,718

MALE	FEMALE
13,333	11,490

MALE	FEMALE
17,859	16,082

MALE	FEMALE
17,349	15,189

MALE	FEMALE
13,760	11,858



47,449



41,791

#### TOTAL

89,240



48,968



43,129

#### TOTAL

92,097

### ENROLMENT IN PRIVATE SENIOR SECONDARY SCHOOLS

**2016**

**2017**

#### SSS 1

#### SSS 2

#### SSS 3

#### SSS 1

#### SSS 2

#### SSS 3

MALE	FEMALE
2,807	2,673

MALE	FEMALE
2,397	2,271

MALE	FEMALE
2,099	1,960

MALE	FEMALE
2,807	2,673

MALE	FEMALE
2,397	2,271

MALE	FEMALE
2,099	1,960



7,303



6,904

#### TOTAL

14,207



7,303



6,904

#### TOTAL

14,207

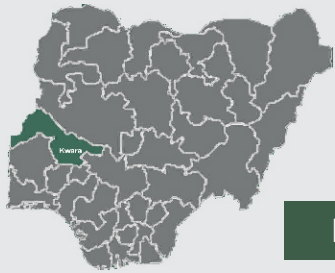


# SENIOR SECONDARY SCHOOL ENROLLMENT DATA 2016 - 2017

## KWARA STATE



Land Area: 14, 218 sq mi



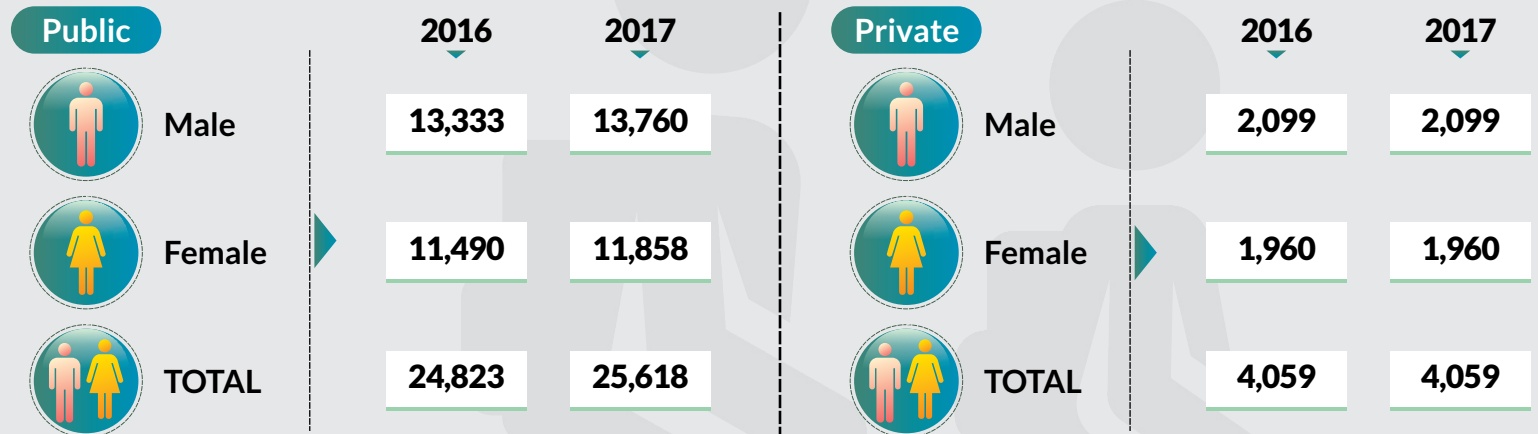
### NUMBER OF PUBLIC AND PRIVATE SECONDARY SCHOOLS

#### Public (Mixed)

#### Private (Mixed)



### NUMBER OF STUDENTS THAT COMPLETED PUBLIC & PRIVATE SENIOR SECONDARY SCHOOLS

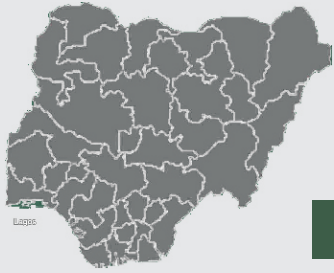


# SENIOR SECONDARY SCHOOL ENROLLMENT DATA 2016 - 2017

## LAGOS STATE



Land Area: 1,381 sq mi



### ENROLMENT IN PUBLIC SENIOR SECONDARY SCHOOLS

**2016**

**2017**

#### SSS 1

#### SSS 2

#### SSS 3

#### SSS 1

#### SSS 2

#### SSS 3

MALE	FEMALE
55,854	56,041

MALE	FEMALE
37,474	39,877

MALE	FEMALE
21,115	23,886

MALE	FEMALE
47,627	48,180

MALE	FEMALE
38,608	41,982

MALE	FEMALE
21,828	24,696



114,443



119,804

#### TOTAL

234,247



108,063



114,858

#### TOTAL

222,921

### ENROLMENT IN PRIVATE SENIOR SECONDARY SCHOOLS

**2016**

**2017**

#### SSS 1

#### SSS 2

#### SSS 3

#### SSS 1

#### SSS 2

#### SSS 3

MALE	FEMALE
22,483	24,144

MALE	FEMALE
21,319	22,978

MALE	FEMALE
17,240	18,453

MALE	FEMALE
25,320	26,373

MALE	FEMALE
24,926	26,583

MALE	FEMALE
24,401	25,026



61,042



65,575

#### TOTAL

126,617



74,647



77,982

#### TOTAL

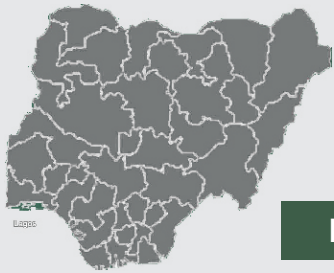
152,629

# SENIOR SECONDARY SCHOOL ENROLLMENT DATA 2016 - 2017

## LAGOS STATE



Land Area: 1,381 sq mi



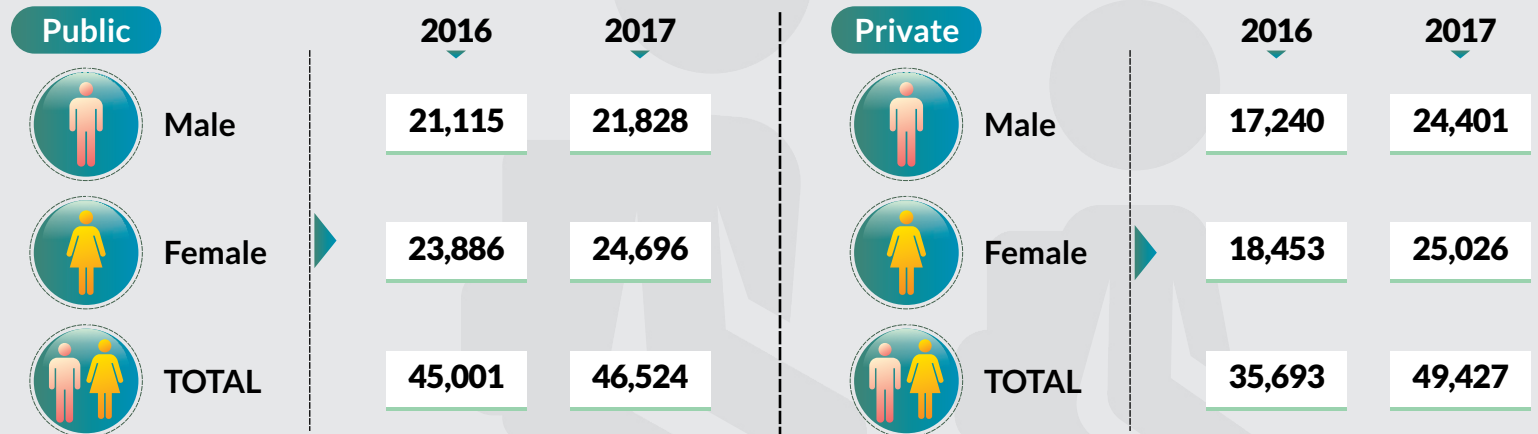
### NUMBER OF PUBLIC AND PRIVATE SECONDARY SCHOOLS

#### Public (Mixed)

#### Private (Mixed)



### NUMBER OF STUDENTS THAT COMPLETED PUBLIC & PRIVATE SENIOR SECONDARY SCHOOLS

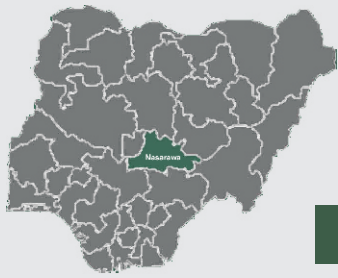


# SENIOR SECONDARY SCHOOL ENROLLMENT DATA 2016 - 2017

## NASARAWA STATE



Land Area: 10, 470 sq mi



### ENROLMENT IN PUBLIC SENIOR SECONDARY SCHOOLS

**2016**

**2017**

#### SSS 1

#### SSS 2

#### SSS 3

#### SSS 1

#### SSS 2

#### SSS 3

MALE	FEMALE
11,313	8,234


MALE	FEMALE
14,665	11,285

MALE	FEMALE
15,609	11,137

MALE	FEMALE
12,239	9,740


MALE	FEMALE
13,640	11,651

MALE	FEMALE
14,952	11,588



#### TOTAL

72,243



#### TOTAL

73,810

### ENROLMENT IN PRIVATE SENIOR SECONDARY SCHOOLS

**2016**

**2017**

#### SSS 1

#### SSS 2

#### SSS 3

#### SSS 1

#### SSS 2

#### SSS 3

MALE	FEMALE
3,026	2,720

MALE	FEMALE
2,530	2,386

MALE	FEMALE
2,162	2,051

MALE	FEMALE
1,867	2,191


MALE	FEMALE
1,614	1,558

MALE	FEMALE
1,324	1,209



#### TOTAL

14,875



#### TOTAL

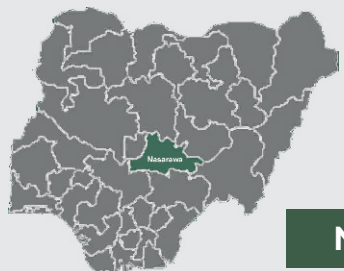
9,763

# SENIOR SECONDARY SCHOOL ENROLLMENT DATA 2016 - 2017

## NASARAWA STATE



Land Area: 10, 470 sq mi




### NUMBER OF PUBLIC AND PRIVATE SECONDARY SCHOOLS

#### Public (Mixed)

#### Private (Mixed)



### NUMBER OF STUDENTS THAT COMPLETED PUBLIC & PRIVATE SENIOR SECONDARY SCHOOLS

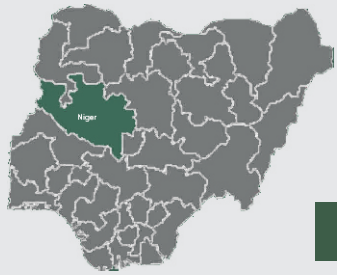


# SENIOR SECONDARY SCHOOL ENROLLMENT DATA 2016 - 2017

## NIGER STATE



Land Area: 29, 484 sq mi



### ENROLMENT IN PUBLIC SENIOR SECONDARY SCHOOLS

**2016**

**2017**

#### SSS 1

#### SSS 2

#### SSS 3

#### SSS 1

#### SSS 2

#### SSS 3

MALE	FEMALE
27,613	20,721

MALE	FEMALE
30,524	21,745

MALE	FEMALE
28,002	19,460

MALE	FEMALE
28,013	21,543

MALE	FEMALE
32,713	23,065

MALE	FEMALE
27,042	18,548



86,139



61,926

#### TOTAL

148,065



87,768



63,156

#### TOTAL

150,924

### ENROLMENT IN PRIVATE SENIOR SECONDARY SCHOOLS

**2016**

**2017**

#### SSS 1

#### SSS 2

#### SSS 3

#### SSS 1

#### SSS 2

#### SSS 3

MALE	FEMALE
2,914	2,968

MALE	FEMALE
2,395	2,386

MALE	FEMALE
2,117	2,213

MALE	FEMALE
3,649	3,529

MALE	FEMALE
2,942	2,887

MALE	FEMALE
2,517	2,323



7,426



7,567

#### TOTAL

14,993



9,108



8,739

#### TOTAL

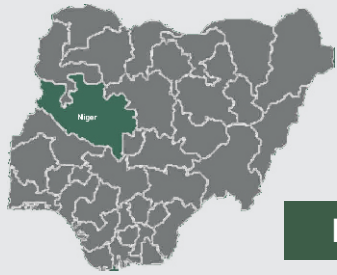
17,847

# SENIOR SECONDARY SCHOOL ENROLLMENT DATA 2016 - 2017

## NIGER STATE



Land Area: 29, 484 sq mi



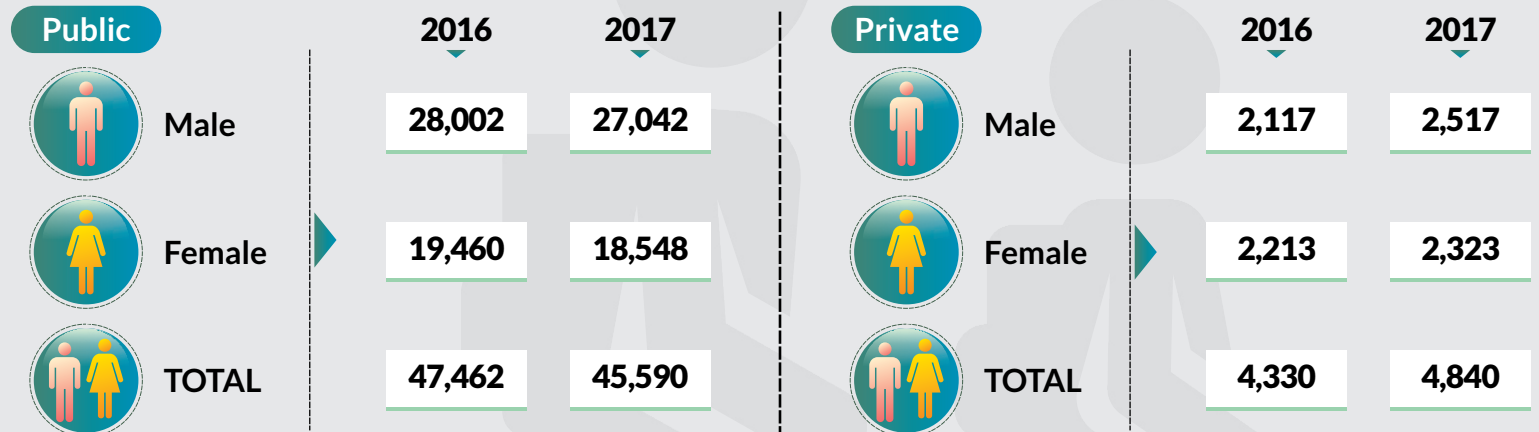
### NUMBER OF PUBLIC AND PRIVATE SECONDARY SCHOOLS

#### Public (Mixed)

#### Private (Mixed)



### NUMBER OF STUDENTS THAT COMPLETED PUBLIC & PRIVATE SENIOR SECONDARY SCHOOLS

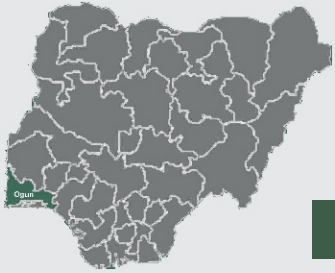


# SENIOR SECONDARY SCHOOL ENROLLMENT DATA 2016 - 2017

## OGUN STATE



Land Area: 6,556.23 sq mi



### ENROLMENT IN PUBLIC SENIOR SECONDARY SCHOOLS

**2016**

**2017**

#### SSS 1

#### SSS 2

#### SSS 3

#### SSS 1

#### SSS 2

#### SSS 3

MALE	FEMALE
28,170	28,712

MALE	FEMALE
26,260	28,255

MALE	FEMALE
19,335	21,390

MALE	FEMALE
32,596	31,775

MALE	FEMALE
28,632	27,762

MALE	FEMALE
21,574	22,070



#### TOTAL

**152,122**

73,765

78,357



#### TOTAL

**164,409**

82,802

81,607

### ENROLMENT IN PRIVATE SENIOR SECONDARY SCHOOLS

**2016**

**2017**

#### SSS 1

#### SSS 2

#### SSS 3

#### SSS 1

#### SSS 2

#### SSS 3

MALE	FEMALE
11,903	12,104

MALE	FEMALE
12,795	13,591

MALE	FEMALE
14,722	15,257

MALE	FEMALE
13,816	13,625

MALE	FEMALE
14,532	15,427

MALE	FEMALE
15,489	16,792



#### TOTAL

**80,372**

39,420

40,952



#### TOTAL

**89,681**

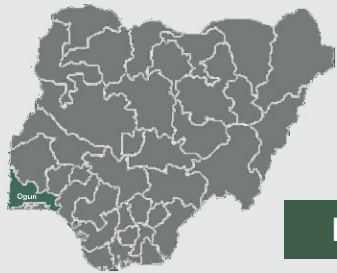
43,837

45,844



# SENIOR SECONDARY SCHOOL ENROLLMENT DATA 2016 - 2017

## OGUN STATE



Land Area: 6,556.23 sq mi

### NUMBER OF PUBLIC AND PRIVATE SECONDARY SCHOOLS

#### Public (Mixed)



#### Private (Mixed)



### NUMBER OF STUDENTS THAT COMPLETED PUBLIC & PRIVATE SENIOR SECONDARY SCHOOLS

#### Public



Male  
Female  
TOTAL

	2016	2017
Male	19,335	21,574
Female	21,390	22,070
TOTAL	40,725	43,644

#### Private



Male  
Female  
TOTAL

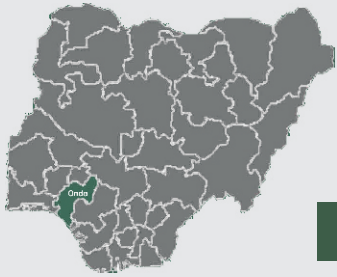
	2016	2017
Male	14,722	15,489
Female	15,257	16,792
TOTAL	29,979	32,281

# SENIOR SECONDARY SCHOOL ENROLLMENT DATA 2016 - 2017

## ONDO STATE



Land Area: 6,000 sq mi



### ENROLMENT IN PUBLIC SENIOR SECONDARY SCHOOLS

**2016**

**2017**

#### SSS 1

#### SSS 2

#### SSS 3

#### SSS 1

#### SSS 2

#### SSS 3

MALE	FEMALE
17,876	18,056

MALE	FEMALE
17,505	17,582

MALE	FEMALE
12,220	11,872

MALE	FEMALE
14,677	15,874

MALE	FEMALE
14,236	14,767

MALE	FEMALE
10,709	10,821



47,601



47,510

#### TOTAL

95,111



39,622



41,462

#### TOTAL

81,084

### ENROLMENT IN PRIVATE SENIOR SECONDARY SCHOOLS

**2016**

**2017**

#### SSS 1

#### SSS 2

#### SSS 3

#### SSS 1

#### SSS 2

#### SSS 3

MALE	FEMALE
2,057	2,052

MALE	FEMALE
2,141	2,243

MALE	FEMALE
2,055	2,036

MALE	FEMALE
1,626	1,712

MALE	FEMALE
1,648	1,669

MALE	FEMALE
1,782	1,629



6,253



6,331

#### TOTAL

12,584



5,056




5,010

#### TOTAL

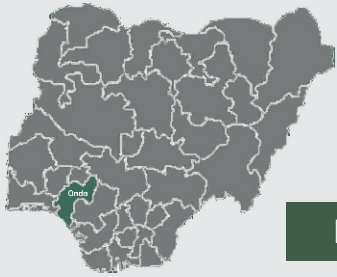
10,066

# SENIOR SECONDARY SCHOOL ENROLLMENT DATA 2016 - 2017

## ONDO STATE



Land Area: 6,000 sq mi



### NUMBER OF PUBLIC AND PRIVATE SECONDARY SCHOOLS

#### Public (Mixed)



#### Private (Mixed)



### NUMBER OF STUDENTS THAT COMPLETED PUBLIC & PRIVATE SENIOR SECONDARY SCHOOLS

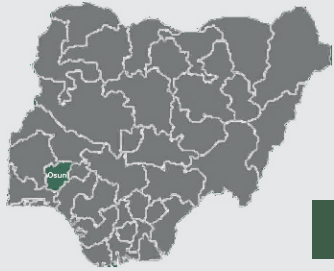
Public		2016	2017	Private		2016	2017
	Male	12,220	10,709		Male	2,055	1,782
	Female	11,872	10,821		Female	2,036	1,629
	TOTAL	24,092	21,530		TOTAL	4,091	3,411

# SENIOR SECONDARY SCHOOL ENROLLMENT DATA 2016 - 2017

## OSUN STATE



Land Area: 3,572 sq mi



### ENROLMENT IN PUBLIC SENIOR SECONDARY SCHOOLS

**2016**

**2017**

#### SSS 1

#### SSS 2

#### SSS 3

#### SSS 1

#### SSS 2

#### SSS 3

MALE	FEMALE
14,013	13,208

MALE	FEMALE
14,541	13,610

MALE	FEMALE
12,065	10,381

MALE	FEMALE
15,860	15,344

MALE	FEMALE
15,854	15,258

MALE	FEMALE
7,229	7,225



40,619



37,199

#### TOTAL

77,818



38,943



37,827

#### TOTAL

76,770

### ENROLMENT IN PRIVATE SENIOR SECONDARY SCHOOLS

**2016**

**2017**

#### SSS 1

#### SSS 2

#### SSS 3

#### SSS 1

#### SSS 2

#### SSS 3

MALE	FEMALE
1,210	1,226

MALE	FEMALE
1,293	1,353

MALE	FEMALE
1,068	1,196

MALE	FEMALE
1,210	1,226

MALE	FEMALE
1,293	1,353

MALE	FEMALE
1,068	1,196



3,571



3,775

#### TOTAL

7,346



3,571



3,775

#### TOTAL

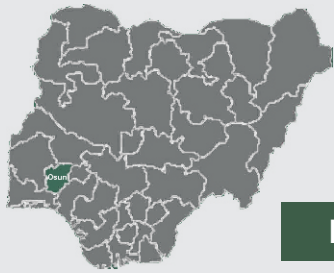
7,346

# SENIOR SECONDARY SCHOOL ENROLLMENT DATA 2016 - 2017

## OSUN STATE



Land Area: 3,572 sq mi



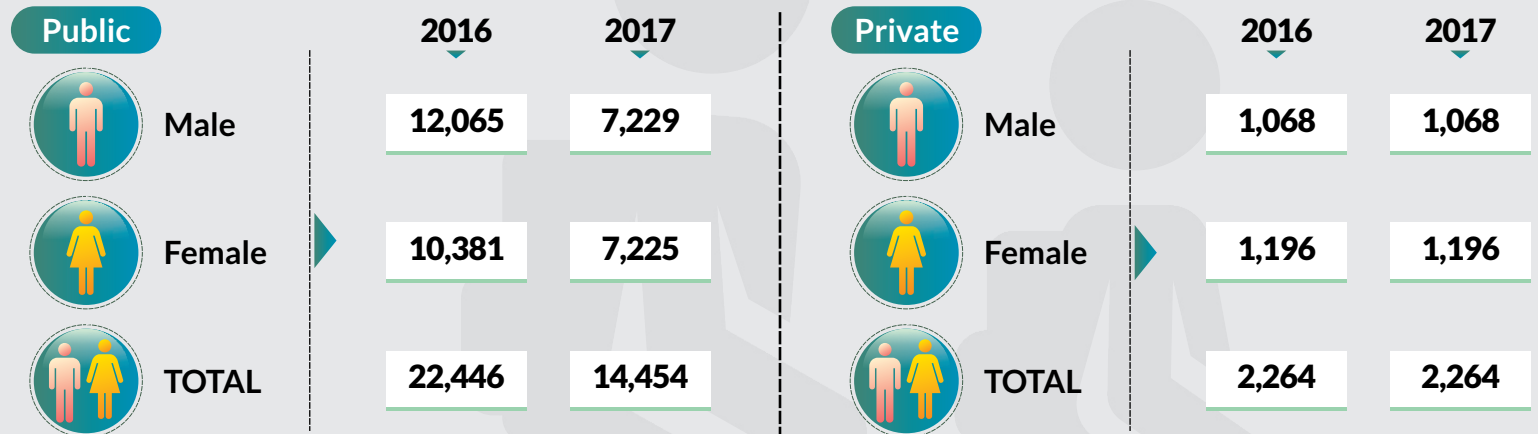
### NUMBER OF PUBLIC AND PRIVATE SECONDARY SCHOOLS

#### Public (Mixed)

#### Private (Mixed)



### NUMBER OF STUDENTS THAT COMPLETED PUBLIC & PRIVATE SENIOR SECONDARY SCHOOLS

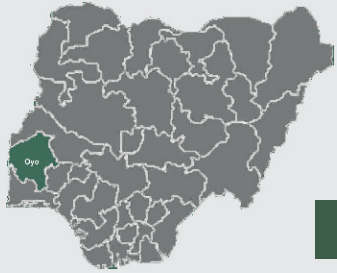


# SENIOR SECONDARY SCHOOL ENROLLMENT DATA 2016 - 2017

## OYO STATE



Land Area: 10,986 sq mi



### ENROLMENT IN PUBLIC SENIOR SECONDARY SCHOOLS

2016

2017

#### SSS 1

#### SSS 2

#### SSS 3

#### SSS 1

#### SSS 2

#### SSS 3

MALE	FEMALE
34,862	35,011

MALE	FEMALE
31,280	31,890

MALE	FEMALE
26,372	27,795

MALE	FEMALE
38,975	39,858

MALE	FEMALE
26,737	27,216

MALE	FEMALE
13,200	14,713



92,514



94,696

**TOTAL**

**187,210**



78,912



81,787

**TOTAL**

**160,699**

### ENROLMENT IN PRIVATE SENIOR SECONDARY SCHOOLS

2016

2017

#### SSS 1

#### SSS 2

#### SSS 3

#### SSS 1

#### SSS 2

#### SSS 3

MALE	FEMALE
10,093	10,219

MALE	FEMALE
8,544	9,367

MALE	FEMALE
8,377	9,321

MALE	FEMALE
9,821	10,198

MALE	FEMALE
9,861	10,138

MALE	FEMALE
8,477	9,220



27,014



28,907

**TOTAL**

**55,921**



28,159



29,556

**TOTAL**

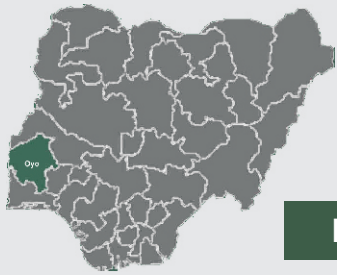
**57,715**

# SENIOR SECONDARY SCHOOL ENROLLMENT DATA 2016 - 2017

## OYO STATE



Land Area: 10,986 sq mi



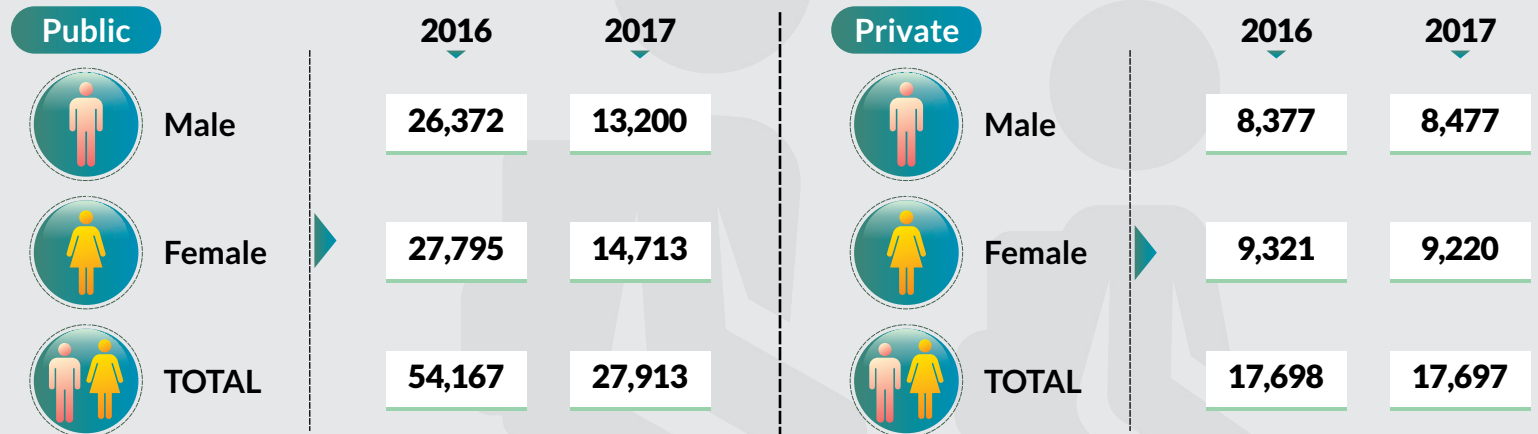
### NUMBER OF PUBLIC AND PRIVATE SECONDARY SCHOOLS

#### Public (Mixed)

#### Private (Mixed)



### NUMBER OF STUDENTS THAT COMPLETED PUBLIC & PRIVATE SENIOR SECONDARY SCHOOLS

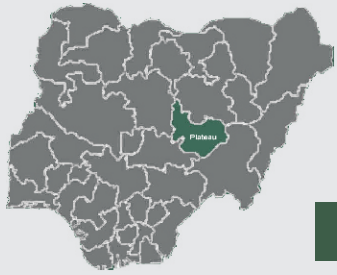


# SENIOR SECONDARY SCHOOL ENROLLMENT DATA 2016 - 2017

## PLATEAU STATE



Land Area: 11, 936 sq mi



### ENROLMENT IN PUBLIC SENIOR SECONDARY SCHOOLS

**2016**

**2017**

#### SSS 1

#### SSS 2

#### SSS 3

#### SSS 1

#### SSS 2

#### SSS 3

MALE	FEMALE
8,943	7,124

MALE	FEMALE
8,921	7,168

MALE	FEMALE
8,001	6,244

MALE	FEMALE
8,806	7,382

MALE	FEMALE
8,457	7,097

MALE	FEMALE
16,061	6,527



25,865



20,536

#### TOTAL

46,401



33,324



21,006

#### TOTAL

54,330

### ENROLMENT IN PRIVATE SENIOR SECONDARY SCHOOLS

**2016**

**2017**

#### SSS 1

#### SSS 2

#### SSS 3

#### SSS 1

#### SSS 2

#### SSS 3

MALE	FEMALE
6,717	6,844

MALE	FEMALE
6,656	6,365

MALE	FEMALE
5,344	5,185

MALE	FEMALE
5,207	5,227

MALE	FEMALE
4,473	4,407

MALE	FEMALE
3,920	3,814



18,717



18,394

#### TOTAL

37,111



13,600



13,448

#### TOTAL

27,048

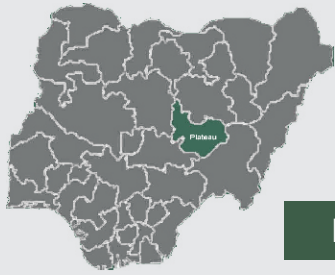


# SENIOR SECONDARY SCHOOL ENROLLMENT DATA 2016 - 2017

## PLATEAU STATE



Land Area: 11, 936 sq mi



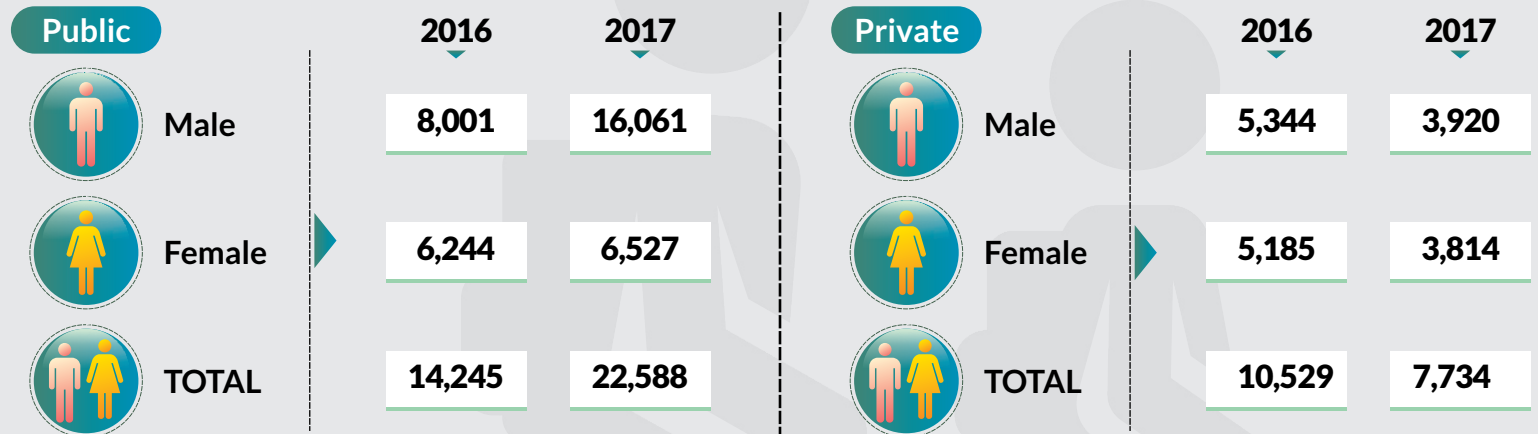
### NUMBER OF PUBLIC AND PRIVATE SECONDARY SCHOOLS

#### Public (Mixed)

#### Private (Mixed)



### NUMBER OF STUDENTS THAT COMPLETED PUBLIC & PRIVATE SENIOR SECONDARY SCHOOLS

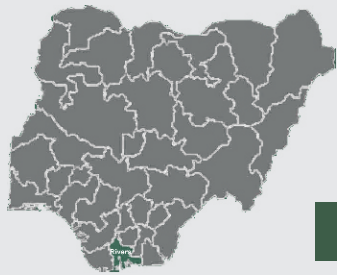


# SENIOR SECONDARY SCHOOL ENROLLMENT DATA 2016 - 2017

## RIVERS STATE



Land Area: 4,277 sq mi



### ENROLMENT IN PUBLIC SENIOR SECONDARY SCHOOLS

**2016**

**2017**

#### SSS 1

#### SSS 2

#### SSS 3

#### SSS 1

#### SSS 2

#### SSS 3

MALE	FEMALE
11,230	13,243

MALE	FEMALE
13,863	22,172

MALE	FEMALE
13,759	14,743

MALE	FEMALE
11,553	12,426

MALE	FEMALE
11,195	12,175

MALE	FEMALE
12,275	12,336



38,852



50,158

#### TOTAL

89,010



35,023



36,937

#### TOTAL

71,960

### ENROLMENT IN PRIVATE SENIOR SECONDARY SCHOOLS

**2016**

**2017**

#### SSS 1

#### SSS 2

#### SSS 3

#### SSS 1

#### SSS 2

#### SSS 3

MALE	FEMALE
4,247	4,467

MALE	FEMALE
4,390	4,037

MALE	FEMALE
3,596	3762

MALE	FEMALE
3,993	4,281

MALE	FEMALE
3,587	3,988

MALE	FEMALE
3,228	3,594



12,233



12,266

#### TOTAL

24,499



10,808



11,863

#### TOTAL

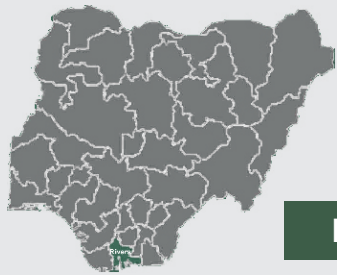
22,671

# SENIOR SECONDARY SCHOOL ENROLLMENT DATA 2016 - 2017

## RIVERS STATE



Land Area: 4,277 sq mi



### NUMBER OF PUBLIC AND PRIVATE SECONDARY SCHOOLS

#### Public (Mixed)



#### Private (Mixed)



### NUMBER OF STUDENTS THAT COMPLETED PUBLIC & PRIVATE SENIOR SECONDARY SCHOOLS

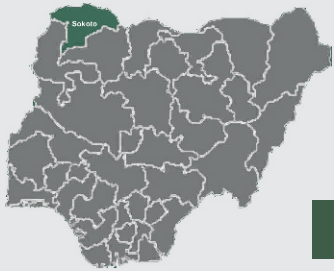
Public		2016	2017	Private		2016	2017
	Male	13,759	12,275		Male	3,596	3,228
	Female	14,743	12,336		Female	3,762	3,594
	TOTAL	28,502	24,611		TOTAL	7,358	6,822

# SENIOR SECONDARY SCHOOL ENROLLMENT DATA 2016 - 2017

## SOKOTO STATE



Land Area: 10,028 sq mi



### ENROLMENT IN PUBLIC SENIOR SECONDARY SCHOOLS

2016

2017

#### SSS 1

#### SSS 2

#### SSS 3

#### SSS 1

#### SSS 2

#### SSS 3

MALE	FEMALE
16,352	9,017

MALE	FEMALE
15,179	8,254

MALE	FEMALE
16,078	7,795

MALE	FEMALE
16,026	7,704

MALE	FEMALE
18,149	9,038

MALE	FEMALE
18,040	7,891



47,609



25,066

#### TOTAL

72,675



52,215



24,633

#### TOTAL

76,848

### ENROLMENT IN PRIVATE SENIOR SECONDARY SCHOOLS

2016

2017

#### SSS 1

#### SSS 2

#### SSS 3

#### SSS 1

#### SSS 2

#### SSS 3

MALE	FEMALE
993	1,038

MALE	FEMALE
935	940

MALE	FEMALE
703	804

MALE	FEMALE
971	981

MALE	FEMALE
848	783

MALE	FEMALE
554	607



2,631



2,782

#### TOTAL

5,413



2,373



2,371

#### TOTAL

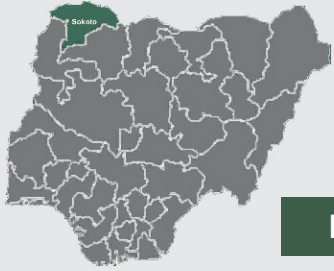
4,744

# SENIOR SECONDARY SCHOOL ENROLLMENT DATA 2016 - 2017

## SOKOTO STATE



Land Area: 10,028 sq mi



### NUMBER OF PUBLIC AND PRIVATE SECONDARY SCHOOLS

#### Public (Mixed)



#### Private (Mixed)



### NUMBER OF STUDENTS THAT COMPLETED PUBLIC & PRIVATE SENIOR SECONDARY SCHOOLS

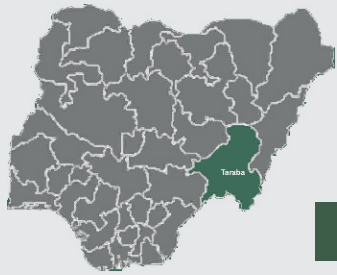
	Public			Private	
	2016	2017		2016	2017
Male	16,078	18,040	Male	703	554
Female	7,795	7,891	Female	804	607
<b>TOTAL</b>	<b>23,873</b>	<b>25,931</b>	<b>TOTAL</b>	<b>1,507</b>	<b>1,161</b>

# SENIOR SECONDARY SCHOOL ENROLLMENT DATA 2016 - 2017

## TARABA STATE



Land Area: 21, 032 sq mi



### ENROLMENT IN PUBLIC SENIOR SECONDARY SCHOOLS

**2016**

**2017**

#### SSS 1

#### SSS 2

#### SSS 3

#### SSS 1

#### SSS 2

#### SSS 3

MALE	FEMALE
7,206	5,118

MALE	FEMALE
6,549	4,571

MALE	FEMALE
5,504	3,833

MALE	FEMALE
8,497	6,317

MALE	FEMALE
6,741	12,149

MALE	FEMALE
6,585	4,614



#### TOTAL

**32,781**



#### TOTAL

**44,903**

### ENROLMENT IN PRIVATE SENIOR SECONDARY SCHOOLS

**2016**

**2017**

#### SSS 1

#### SSS 2

#### SSS 3

#### SSS 1

#### SSS 2

#### SSS 3

MALE	FEMALE
3,913	3,267

MALE	FEMALE
3,184	2,657

MALE	FEMALE
3,019	2,509

MALE	FEMALE
4,546	3,919

MALE	FEMALE
3,786	3,220

MALE	FEMALE
3,494	2,924



#### TOTAL

**18,549**



#### TOTAL

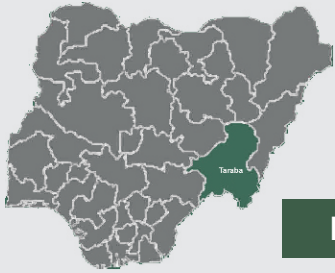
**21,889**

# SENIOR SECONDARY SCHOOL ENROLLMENT DATA 2016 - 2017

## TARABA STATE



Land Area: 21,032 sq mi




### NUMBER OF PUBLIC AND PRIVATE SECONDARY SCHOOLS

#### Public (Mixed)

#### Private (Mixed)



### NUMBER OF STUDENTS THAT COMPLETED PUBLIC & PRIVATE SENIOR SECONDARY SCHOOLS

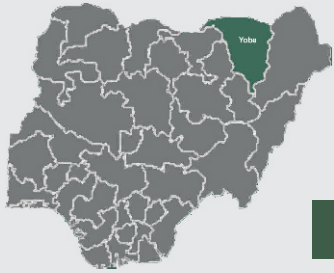


# SENIOR SECONDARY SCHOOL ENROLLMENT DATA 2016 - 2017

## YOBE STATE



Land Area: 17,568 sq mi



### ENROLMENT IN PUBLIC SENIOR SECONDARY SCHOOLS

**2016**

**2017**

#### SSS 1

#### SSS 2

#### SSS 3

#### SSS 1

#### SSS 2

#### SSS 3

MALE	FEMALE
10,139	5,035

MALE	FEMALE
8,791	3,805

MALE	FEMALE
7,205	3,015

MALE	FEMALE
5,096	2,276

MALE	FEMALE
5,342	2,175

MALE	FEMALE
4,453	1,580



26,135



11,855

#### TOTAL

37,990



14,891



6,031

#### TOTAL

20,922

### ENROLMENT IN PRIVATE SENIOR SECONDARY SCHOOLS

**2016**

**2017**

#### SSS 1

#### SSS 2

#### SSS 3

#### SSS 1

#### SSS 2

#### SSS 3

MALE	FEMALE
928	1,144

MALE	FEMALE
722	1,023

MALE	FEMALE
732	1,041

MALE	FEMALE
1,743	1,560

MALE	FEMALE
2,259	2,555

MALE	FEMALE
1,997	2,105



2,382



3,208

#### TOTAL

5,590



5,999



6,220

#### TOTAL

12,219

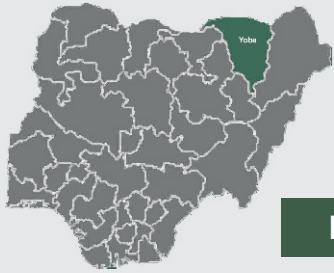


# SENIOR SECONDARY SCHOOL ENROLLMENT DATA 2016 - 2017

## YOBE STATE



Land Area: 17,568 sq mi



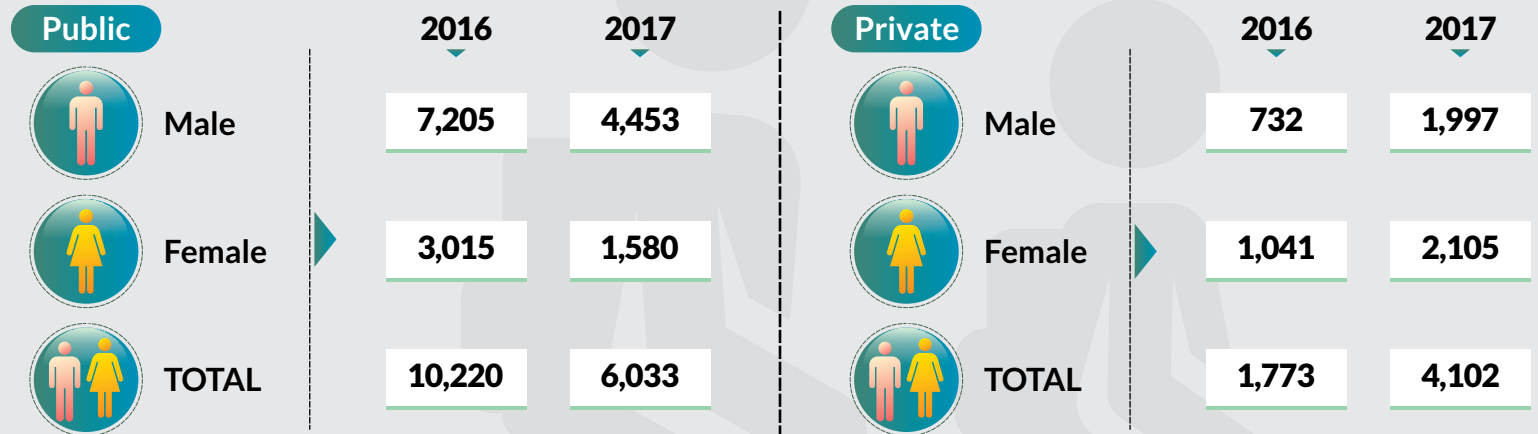
### NUMBER OF PUBLIC AND PRIVATE SECONDARY SCHOOLS

#### Public (Mixed)

#### Private (Mixed)



### NUMBER OF STUDENTS THAT COMPLETED PUBLIC & PRIVATE SENIOR SECONDARY SCHOOLS

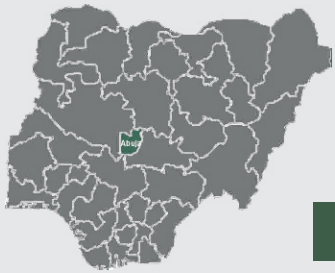


# SENIOR SECONDARY SCHOOL ENROLLMENT DATA 2016 - 2017

## ZAMFARA STATE



Land Area: 667 sq mi



### ENROLMENT IN PUBLIC SENIOR SECONDARY SCHOOLS

**2016**

**2017**

#### SSS 1

#### SSS 2

#### SSS 3

#### SSS 1

#### SSS 2

#### SSS 3

MALE	FEMALE
17,820	7,335

MALE	FEMALE
17,269	7,326

MALE	FEMALE
18,073	7,674

MALE	FEMALE
15,047	7,810

MALE	FEMALE
15,996	6,748

MALE	FEMALE
16,733	6,732



53,162



22,335

#### TOTAL

75,497



47,776



21,290

#### TOTAL

69,066

### ENROLMENT IN PRIVATE SENIOR SECONDARY SCHOOLS

**2016**

**2017**

#### SSS 1

#### SSS 2

#### SSS 3

#### SSS 1

#### SSS 2

#### SSS 3

MALE	FEMALE
17,820	7,335

MALE	FEMALE
17,269	7,326

MALE	FEMALE
18,073	7,674

MALE	FEMALE
2,079	1,864

MALE	FEMALE
1,476	1,317

MALE	FEMALE
1,104	977



53,162



22,335

#### TOTAL

75,497



4,659



4,158

#### TOTAL

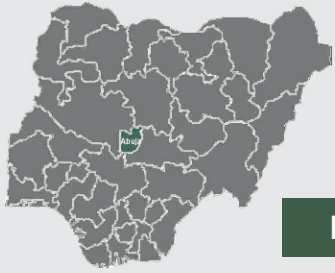
8,817

# SENIOR SECONDARY SCHOOL ENROLLMENT DATA 2016 - 2017

## ZAMFARA STATE



Land Area: 667 sq mi



### NUMBER OF PUBLIC AND PRIVATE SECONDARY SCHOOLS

#### Public (Mixed)



#### Private (Mixed)



### NUMBER OF STUDENTS THAT COMPLETED PUBLIC & PRIVATE SENIOR SECONDARY SCHOOLS

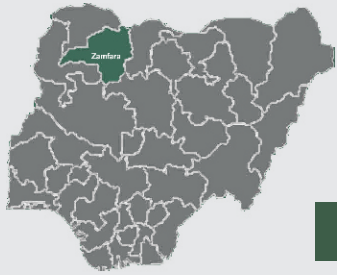
	Public			Private	
	2016	2017		2016	2017
Male	18,073	16,733	Male	18,073	1,104
Female	7,674	6,732	Female	7,674	977
<b>TOTAL</b>	<b>25,747</b>	<b>23,465</b>	<b>TOTAL</b>	<b>25,747</b>	<b>2,081</b>

# SENIOR SECONDARY SCHOOL ENROLLMENT DATA 2016 - 2017

FCT



Land Area: 15,352 sq mi



## ENROLMENT IN PUBLIC SENIOR SECONDARY SCHOOLS

2016

2017

### SSS 1

### SSS 2

### SSS 3

### SSS 1

### SSS 2

### SSS 3

MALE	FEMALE
12,980	11,472

MALE	FEMALE
9,448	11,628

MALE	FEMALE
4,779	5,839

MALE	FEMALE
15,654	16,767

MALE	FEMALE
12,149	12,976

MALE	FEMALE
5,617	6,509



27,207



28,939

### TOTAL

56,146



33,420



36,252

### TOTAL

69,672

## ENROLMENT IN PRIVATE SENIOR SECONDARY SCHOOLS

2016

2017

### SSS 1

### SSS 2

### SSS 3

### SSS 1

### SSS 2

### SSS 3

MALE	FEMALE
282	289

MALE	FEMALE
298	265

MALE	FEMALE
179	179

MALE	FEMALE
1,411	1,516

MALE	FEMALE
1,414	1,538

MALE	FEMALE
1,135	1,318



759



733

### TOTAL

1,492



3,960



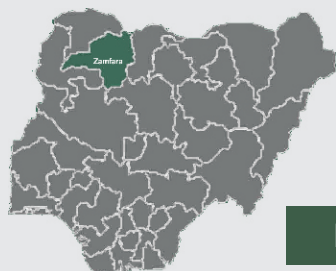
4,372

### TOTAL

8,332


# SENIOR SECONDARY SCHOOL ENROLLMENT DATA 2016 - 2017

FCT




Land Area: 15,352 sq mi

## NUMBER OF PUBLIC AND PRIVATE SECONDARY SCHOOLS



## NUMBER OF STUDENTS THAT COMPLETED PUBLIC & PRIVATE SENIOR SECONDARY SCHOOLS



# SENIOR SECONDARY SCHOOL ENROLLMENT DATA 2016 - 2017

## NATIONAL



### ENROLMENT IN PUBLIC SENIOR SECONDARY SCHOOLS

2016

2017

#### SSS 1

#### SSS 2

#### SSS 3

#### SSS 1

#### SSS 2

#### SSS 3

MALE	FEMALE
688,763	597,800

MALE	FEMALE
697,791	560,559

MALE	FEMALE
563,539	455,296

MALE	FEMALE
675,592	588,645

MALE	FEMALE
644,623	547,468

MALE	FEMALE
538,345	429,502



1,950,093

1,613,655

#### TOTAL

3,563,748



1,858,560

1,565,615

#### TOTAL

3,424,175

### ENROLMENT IN PRIVATE SENIOR SECONDARY SCHOOLS

2016

2017

#### SSS 1

#### SSS 2

#### SSS 3

#### SSS 1

#### SSS 2

#### SSS 3

MALE	FEMALE
164,672	156,319

MALE	FEMALE
155,494	148,735

MALE	FEMALE
146,933	139,408

MALE	FEMALE
157,957	161,739

MALE	FEMALE
148,161	152,111

MALE	FEMALE
137,851	141,353



467,099

444,462

#### TOTAL

911,561



443,969

455,203

#### TOTAL

899,172



### NUMBER OF PUBLIC AND PRIVATE SECONDARY SCHOOLS

Public (Mixed)

Private (Mixed)



### NUMBER OF STUDENTS THAT COMPLETED PUBLIC & PRIVATE SENIOR SECONDARY SCHOOLS

	Public		Private	
	2016	2017	2016	2017
Male	563,539	538,345	146,933	137,851
Female	455,296	429,502	139,408	141,353
TOTAL	1,018,835	967,847	286,341	279,204

# Methodology

Data is supplied administratively by Ministry of Education and verified and validated by the National Bureau of Statistics, Nigeria (NBS).



## ENROLMENT IN PUBLIC SENIOR SECONDARY SCHOOLS

State	2016									2017								
	SSS 1		SSS 2		SSS 3		Total			SSS 1		SSS 2		SSS 3		Total		
	Male	Female	Male	Female	Male	Female	Male	Female	Total	Male	Female	Male	Female	Male	Female	Male	Female	Total
Abia	2,124	3,148	1,774	2,794	1,614	2,245	5,512	8,187	13,699	2,163	3,016	1,828	2,653	1,526	2,165	5,517	7,834	13,351
Adamawa	12,753	10,028	17,246	12,291	13,067	10,415	43,066	32,734	75,800	12,753	10,028	17,246	12,291	13,067	10,415	43,066	32,734	75,800
Akwa Ibom	24,971	26,538	76,065	24,588	24,046	22,840	125,082	73,966	199,048	17,344	17,818	16,457	16,987	12,768	13,070	46,569	47,875	94,444
Anambra	9,874	11,358	8,362	10,078	5,691	7,095	23,927	28,531	52,458	8,506	10,196	8,330	10,549	6,209	8,510	23,045	29,255	52,300
Bauchi	21,590	12,724	20,363	10,950	19,873	9,537	61,826	33,211	95,037	21,597	13,212	22,464	12,378	20,741	10,393	64,802	35,983	100,785
Bayelsa	5,072	4,649	5,201	5,027	5,858	4,902	16,131	14,578	30,709	7,575	7,128	7,812	7,215	7,727	7,184	23,114	21,527	44,641
Benue	9,196	7,012	8,557	6,643	7,781	5,992	25,534	19,647	45,181	6,889	5,481	7,569	5,159	6,517	4,503	20,975	15,143	36,118
Boma	13,582	10,446	13,276	8,683	10,144	7,177	37,002	26,306	63,308	13,582	10,446	13,276	8,683	10,144	7,177	37,002	26,306	63,308
Cross River	7,909	7,218	6,352	6,192	4,278	4,146	18,539	17,556	36,095	6,938	7,264	5,971	6,109	4,556	4,692	17,465	18,065	35,530
Delta	18,112	17,082	17,408	18,100	13,171	12,243	48,691	47,425	96,116	16,767	16,791	15,200	14,906	10,654	10,538	42,621	42,235	84,856
Ebonyi	8,484	9,815	8,809	10,237	6,282	7,170	23,575	27,222	50,797	7,864	9,248	7,923,000	9,410	6,502	7,389	22,289	26,047	48,336
Edo	12,353	13,885	12,458	14,370	11,900	12,072	36,711	40,327	77,038	11,966	13,342	10,175	11,942	9,276	9,409	31,417	34,693	66,110
Ekiti	7,273	7,132	7,417	7,490	6,817	6,455	21,507	21,077	42,584	7,273	7,132	7,417	7,490	6,817	6,455	21,507	21,077	42,584
Enugu	10,415	13,602	10,045	13,699	9,507	12,154	29,967	39,455	69,422	10,727	14,010	10,346	14,110	9,792	12,519	30,865	40,639	71,504
FCT	12,980	11,472	9,448	11,628	4,779	5,839	27,207	28,939	56,146	15,654	16,767	12,149	12,976	5,617	6,509	33,420	36,252	69,672
Gombe	10,974	7,288	10,037	6,345	9,110	5,935	30,121	19,568	49,689	10,518	7,099	10,707	7,021	9,928	5,594	31,153	19,714	50,867
Imo	63,226	73,968	61,797	69,159	53,802	60,731	178,825	203,858	382,683	57,776	62,702	58,617	62,154	56,892	59,246	173,285	184,102	357,387
Jigawa	19,910	11,717	17,899	10,685	16,988	8,825	54,797	31,227	86,024	22,338	12,791	22,113	12,149	17,741	9,965	62,192	34,905	97,097
Kaduna	27,046	23,558	23,382	18,724	19,558	15,247	69,986	57,529	127,515	29,052,000	24,466	26,991	20,679	19,675	15,254	75,718	60,399	136,117
Kano	52,233	36,260	48,006	30,014	45,816	26,750	146,055	93,024	239,079	48,179	33,339	44,448	30,057	40,395	25,661	133,022	89,057	222,079
Katsina	36,224	21,292	31,756	17,715	27,781	14,527	95,761	53,534	149,295	39,271	25,063	35,593,000	20,775	31,971	17,021	106,835	62,859	169,694
Kebbi	16,459	9,176	15,968	6,970	21,641	5,859	54,068	22,005	76,073	20,295	11,375	20,889	8,992	18,211	8,138	59,395	28,505	87,900
Kogi	7,307	5,994	6,533	5,919	7,364	6,425	21,204	18,338	39,542	7,694	7,620	7,453	6,511	7,178	6,496	22,325	20,627	42,952
Kwara	17,305	15,583	16,811	14,718	13,333	11,490	47,449	41,791	89,240	17,859	16,082	17,349	15,189	13,760	11,858	48,968	43,129	92,097
Lagos	55,854	56,041	37,474	39,877	21,115	23,886	114,443	119,804	234,247	47,627	48,180	38,608	41,982	21,828	24,696	108,063	114,858	222,921
Nasarawa	11,313	8,234	14,665	11,285	15,609	11,137	41,587	30,656	72,243	12,239	9,740	13,640	11,651	14,952	11,588	40,831	32,979	73,810
Niger	27,613	20,721	30,524	21,745	28,002	19,460	86,139	61,926	148,065	28,013	21,543	32,713	23,065	27,042	18,548	87,768	63,156	150,924
Ogun	28,170	28,712	26,260	28,255	19,335	21,390	73,765	78,357	152,122	32,596	31,775	28,632	27,762	21,574	22,070	82,802	81,607	164,409
Ondo	17,876	18,056	17,505	17,582	12,220	11,872	47,601	47,510	95,111	14,677	15,874	14,236	14,767	10,709	10,821	39,622	41,462	81,084
Osun	14,013	13,208	14,541	13,610	12,065	10,381	40,619	37,199	77,818	15,860	15,344	15,854	15,258	7,229	7,225	38,943	37,827	76,770
Oyo	34,862	35,011	31,280	31,890	26,372	27,795	92,514	94,696	187,210	38,975	39,858	26,737	27,216	13,200	14,713	78,912	81,787	160,699
Plateau	8,943	7,124	8,921	7,168	8,001	6,244	25,865	20,536	46,401	8,806	7,382	8,457	7,097	16,061	6,527	33,324	21,006	54,330
Rivers	11,230	13,243	13,863	22,172	13,759	14,743	38,852	50,158	89,010	11,553	12,426	11,195	12,175	12,275	12,336	35,023	36,937	71,960
Sokoto	16,352	9,017	15,179	8,254	16,078	7,795	47,609	25,066	72,675	16,026	7,704	18,149	9,038	18,040	7,891	52,215	24,633	76,848
Tara ba	7,206	5,118	6,549	4,571	5,504	3,833	19,259	13,522	32,781	8,497	6,317	6,741	12,149	6,585	4,614	21,823	23,080	44,903
Yobe	10,139	5,035	8,791	3,805	7,205	3,015	26,135	11,855	37,990	5,096	2,276	5,342	2,175	4,453	1,580	14,891	6,031	20,922
Zamfara	17,820	7,335	17,269	7,326	18,073	7,674	53,162	22,335	75,497	15,047	7,810	15,996	6,748	16,733	6,732	47,776	21,290	69,066
<b>National</b>	<b>688,763</b>	<b>597,800</b>	<b>697,791</b>	<b>560,559</b>	<b>563,539</b>	<b>455,296</b>	<b>1,950,093</b>	<b>1,613,655</b>	<b>3,563,748</b>	<b>675,592</b>	<b>588,645</b>	<b>644,623</b>	<b>547,468</b>	<b>538,345</b>	<b>429,502</b>	<b>1,858,560</b>	<b>1,565,615</b>	<b>3,424,175</b>

## ENROLMENT IN PRIVATE SENIOR SECONDARY SCHOOLS

State	2016									2017								
	SSS 1		SSS 2		SSS 3		Total			SSS 1		SSS 2		SSS 3		Total		
	Male	Female	Male	Female	Male	Female	Male	Female	Total	Male	Female	Male	Female	Male	Female	Male	Female	Total
Abia	2,242	2,356	2,215	2,566	2,611	2,808	7,068	7,730	14,798	7,136	7,608	6,531	6,298	5,593	6,114	19,260	20,020	39,280
Adamawa	989	884	845	802	646	579	2,480	2,265	4,745	989	884	845	802	646	579	2,480	2,265	4,745
Akwa Ibom	1,562	1,737	1,673	1,823	1,799	2,249	5,034	5,809	10,843	3,614	3,904	4,134	4,502	4,049	4,287	11,797	12,693	24,490
Anambra	1,058	978	1,104	977	1,078	1,120	3,240	3,075	6,315	1,094	1,008	1,134	1,008	1,113	1,155	3,341	3,171	6,512
Bauchi	4,882	5,240	4,354	4,669	4,068	4,296	13,304	14,205	27,509	5,438	5,959	4,715	5,273	4,675	4,956	14,828	16,188	31,016
Bayelsa	444	436	312	334	99	114	855	884	1,739	776	781	505	592	199	315	1,480	1,688	3,168
Benue	10,290	9,095	9,469	8,192	8,495	7,487	28,254	24,774	53,028	8,046	8,085	7,226	6,505	6,431	5,559	21,703	20,149	41,852
Boma	915	909	1,093	994	716	601	2,724	2,504	5,228	915	909	1,093	994	716	601	2,724	2,504	5,228
Cross River	2,541	2,593	2,365	2,434	2,508	2,661	7,414	7,688	15,102	1,606	1,845	1,523	1,615	1,739	1,898	4,868	5,358	10,226
Delta	5,009	5,021	4,633	4,738	4,393	4,663	14,035	14,422	28,457	4,077	4,227	3,829	4,050	3,713	3,723	11,619	12,000	23,619
Ebonyi	4,168	4,376	4,178	4,726	3,887	3,980	12,233	13,082	25,315	3,322	3,622	3,149	3,519	3,088	3,221	9,559	10,362	19,921
Edo	7,520	7,191	7,226	7,226	8,330	8,000	23,076	22,417	45,493	4,576	4,681	4,068	4,344	4,476	4,611	13,120	13,636	26,756
Ekiti	1,107	1,133	1,292	1,508	1,273	1,288	3,672	3,929	7,601	1,107	1,133	1,292	1,508	1,273	1,288	3,672	3,929	7,601
Enugu	6,158	7,030	6,307	7,046	6,364	7,465	18,829	21,541	40,370	6,343	7,241	6,496	7,257	6,555	7,689	19,394	22,187	41,581
FCT	282	289	298	265	179	179	759	733	1,492	1,411	1,516	1,414	1,538	1,135	1,318	3,960	4,372	8,332
Gombe	2,824	2,790	2,767	2,559	2,369	2,238	7,960	7,587	15,547	4,548	3,658	4,449	3,604	3,868	3,345	12,865	10,607	23,472
Imo	386	405	339	374	330	379	1,055	1,158	2,213	386	405	339	374	330	379	1,055	1,158	2,213
Jigawa	80	65	60	35	69	44	209	144	353	175	210	179	172	115	142	469	524	993
Kaduna	7,639	7,053	6,846	6,459	5,437	5,317,000	19,922	18,829	38,751	7,791	7,969	6,745	6,431	5,643	5,503	20,179	19,903	40,082
Kano	5,896	7,473	4,835	5,911	4,518	5,094	15,249	18,478	33,727	7,637	9,008	5,647	6,956	4,487	5,761	17,771	21,725	39,496
Katsina	4,048	3,525	3,547	2,892	3,593	2,506	11,188	8,923	20,111	3,496	2,961	2,992	2,364	3,027	1,981	9,515	7,306	16,821
Kebbi	602	421	436	376	263	323	1,301	1,120	2,421	1,282	1,004	1,070	794	689	541	3,041	2,339	5,380
Kogi	2,919	3,118,000	2,730	2,906	2,601	2,555	8,250	8,579	16,829	3,537	3,762	3,144	3,455	2,837	3,011	9,518	10,228	19,746
Kwara	2,807	2,673	2,397	2,271	2,099	1,960	7,303	6,904	14,207	2,807	2,673	2,397	2,271	2,099	1,960	7,303	6,904	14,207
Lagos	22,483	24,144	21,319	22,978	17,240	18,453	61,042	65,575	126,617	25,320	26,373	24,926	26,583	24,401	25,026	74,647	77,982	152,629
Nasarawa	3,026	2,720	2,530	2,386	2,162	2,051	7,718	7,157	14,875	1,867	2,191	1,614	1,558	1,324	1,209	4,805	4,958	9,763
Niger	2,914	2,968	2,395	2,386	2,117	2,213	7,426	7,567	14,993	3,649	3,529	2,942	2,887	2,517	2,323	9,108	8,739	17,847
Ogun	11,903	12,104	12,795	13,591	14,722	15,257	39,420	40,952	80,372	13,816	13,625	14,532	15,427	15,489	16,792	43,837	45,844	89,681
Ondo	2,057	2,052	2,141	2,243	2,055	2,036	6,253	6,331	12,584	1,626	1,712	1,648	1,669	1,782	1,629	5,056	5,010	10,066
Osun	1,210	1,226	1,293	1,353	1,068	1,196	3,571	3,775	7,346	1,210	1,226	1,293	1,353	1,068	1,196	3,571	3,775	7,346
Oyo	10,093	10,219	8,544	9,367	8,377	9,321	27,014	28,907	55,921	9,821	10,198	9,861	10,138	8,477	9,220	28,159	29,556	57,715
Plateau	6,717	6,844	6,656	6,365	5,344	5,185	18,717	18,394	37,111	5,207	5,227	4,473	4,407	3,920	3,814	13,600	13,448	27,048
Rivers	4,247	4,467	4,390	4,037	3,596	3,762	12,233	12,266	24,499	3,993	4,281	3,587	3,988	3,228	3,594	10,808	11,863	22,671
Sokoto	993	1,038	935	940	703	804	2,631	2,782	5,413	971	981	848	783	554	607	2,373	2,371	4,744
Tara ba	3,913	3,267	3,184	2,657	3,019	2,509	10,116	8,433	18,549	4,546	3,919	3,786	3,220	3,494	2,924	11,826	10,063	21,889
Yobe	928	1,144	722	1,023	732	1,041	2,382	3,208	5,590	1,743	1,560	2,259	2,555	1,997	2,105	5,999	6,220	12,219
Zamfara	17,820	7,335	17,269	7,326	18,073	7,674	53,162	22,335	75,497	2,079	1,864	1,476	1,317	1,104	977	4,659	4,158	8,817
<b>National</b>	<b>164,672</b>	<b>156,319</b>	<b>155,494</b>	<b>148,735</b>	<b>146,933</b>	<b>139,408</b>	<b>467,099</b>	<b>444,462</b>	<b>911,561</b>	<b>157,957</b>	<b>161,739</b>	<b>148,161</b>	<b>152,111</b>	<b>137,851</b>	<b>141,353</b>	<b>443,969</b>	<b>455,203</b>	<b>899,172</b>

<b>Number of Public and Private Secondary Schools</b>				
<b>State</b>	<b>Public (Mixed)</b>		<b>Private (Mixed)</b>	
	<b>2016</b>	<b>2017</b>	<b>2016</b>	<b>2017</b>
Abia	164	233	194	1,095
Adamawa	273	298	96	96
Akwa Ibom	241	250	87	488
Anambra	257	257	541	556
Bauchi	176	190	188	215
Bayelsa	160	187	62	93
Benue	311	345	494	1,174
Boma	84	84	26	26
Cross River	217	217	164	111
Delta	383	374	403	299
Ebonyi	216	205	133	133
Edo	291	257	456	312
Ekiti	187	187	164	678
Enugu	274	275	288	288
FCT	57	62	43	202
Gombe	108	106	112	149
Imo	265	265	31	193
Jigawa	152	153	3	11
Kaduna	320	316	386	462
Kano	558	558	304	396
Katsina	237	242	147	100
Kebbi	136	168	27	52
Kogi	263	274	209	287
Kwara	347	349	186	186
Lagos	321	322	1,908	2,577
Nasarawa	275	268	237	131
Niger	264	275	198	222
Ogun	283	304	804	868
Ondo	308	270	175	108
Osun	231	146	124	124
Oyo	565	563	3,350	690
Plateau	305	284	406	300
Rivers	234	209	438	374
Sokoto	86	111	43	42
Tara ba	185	210	195	216
Yobe	50	48	32	87
Zamfara	146	153	104	82
<b>National</b>	<b>8,930</b>	<b>9,015</b>	<b>12,758</b>	<b>13,423</b>

## NUMBER OF STUDENTS THAT COMPLETED PUBLIC & PRIVATE SENIOR SECONDARY SCHOOLS

State	Public						Private					
	2016			2017			2016			2017		
	Male	Female	Total	Male	Female	Total	Male	Female	Total	Male	Female	Total
Abia	1,614	2,245	3,859	1,526	2,165	3,691	2,611	2,808	5,419	5,593	6,114	11,707
Adamawa	13,067	10,415	23,482	13,067	10,415	23,482	646	579	1,225	646	579	1,225
Akwa Ibom	24,046	22,840	46,886	12,768	13,070	25,838	1,799	2,249	4,048	4,049	4,287	8,336
Anambra	5,691	7,095	12,786	6,209	8,510	14,719	1,078	1,120	2,198	1,113	1,155	2,268
Bauchi	19,873	9,537	29,410	20,741	10,393	31,134	4,068	4,296	8,364	4,675	4,956	9,631
Bayelsa	5,858	4,902	10,760	7,727	7,184	14,911	99	114	213	199	315	514
Benue	7,781	5,992	13,773	6,517	4,503	11,020	8,495	7,487	15,982	6,431	5,559	11,990
Boma	10,144	7,177	17,321	10,144	7,177	17,321	716	601	1,317	716	601	1,317
Cross River	4,278	4,146	8,424	4,556	4,692	9,248	2,508	2,661	5,169	1,739	1,898	3,637
Delta	13,171	12,243	25,414	10,654	10,538	21,192	4,393	4,663	9,056	3,713	3,723	7,436
Ebonyi	6,282	7,170	13,452	6,502	7,389	13,891	3,887	3,980	7,867	3,088	3,221	6,309
Edo	11,900	12,072	23,972	9,276	9,409	18,685	8,330	8,000	16,330	4,476	4,611	9,087
Ekiti	6,817	6,455	13,272	6,817	6,455	13,272	1,273	1,288	2,561	1,273	1,288	2,561
Enugu	9,507	12,154	21,661	9,792	12,519	22,311	6,364	7,465	13,829	6,555	7,689	14,244
FCT	4,779	5,839	10,618	5,617	6,509	12,126	179	179	358	1,135	1,318	2,453
Gombe	9,110	5,935	15,045	9,928	5,594	15,522	2,369	2,238	4,607	3,868	3,345	7,213
Imo	53,802	60,731	114,533	56,892	59,246	116,138	330	379	709	330	379	709
Jigawa	16,988	8,825	25,813	17,741	9,965	27,706	69	44	113	115	142	257
Kaduna	19,558	15,247	34,805	19,675	15,254	34,929	5,437	5,317	10,754	5,643	5,503	11,146
Kano	45,816	26,750	72,566	40,395	25,661	66,056	4,518	5,094	9,612	4,487	5,761	10,248
Katsina	27,781	14,527	42,308	31,971	17,021	48,992	3,593	2,506	6,099	3,027	1,981	5,008
Kebbi	21,641	5,859	27,500	18,211	8,138	26,349	263	323	586	689	541	1,230
Kogi	7,364	6,425	13,789	7,178	6,496	13,674	2,601	2,555	5,156	2,837	3,011	5,848
Kwara	13,333	11,490	24,823	13,760	11,858	25,618	2,099	1,960	4,059	2,099	1,960	4,059
Lagos	21,115	23,886	45,001	21,828	24,696	46,524	17,240	18,453	35,693	24,401	25,026	49,427
Nasarawa	15,609	11,137	26,746	14,952	11,588	26,540	2,162	2,051	4,213	1,324	1,209	2,533
Niger	28,002	19,460	47,462	27,042	18,548	45,590	2,117	2,213	4,330	2,517	2,323	4,840
Ogun	19,335	21,390	40,725	21,574	22,070	43,644	14,722	15,257	29,979	15,489	16,792	32,281
Ondo	12,220	11,872	24,092	10,709	10,821	21,530	2,055	2,036	4,091	1,782	1,629	3,411
Osun	12,065	10,381	22,446	7,229	7,225	14,454	1,068	1,196	2,264	1,068	1,196	2,264
Oyo	26,372	27,795	54,167	13,200	14,713	27,913	8,377	9,321	17,698	8,477	9,220	17,697
Plateau	8,001	6,244	14,245	16,061	6,527	22,588	5,344	5,185	10,529	3,920	3,814	7,734
Rivers	13759.000	14,743	28,502	12,275	12,336	24,611	3,596	3,762	7,358	3,228	3,594	6,822
Sokoto	16,078	7,795	23,873	18,040	7,891	25,931	703	804	1,507	554	607	1,161
Tara ba	5,504	3,833	9,337	6,585	4,614	11,199	3,019	2,509	5,528	3,494	2,924	6,418
Yobe	7,205	3,015	10,220	4,453	1,580	6,033	732	1,041	1,773	1,997	2,105	4,102
Zamfara	18,073	7,674	25,747	16,733	6,732	23,465	18,073	7,674	25,747	1,104	977	2,081
<b>National</b>	<b>563,539</b>	<b>455,296</b>	<b>1,018,835</b>	<b>538,345</b>	<b>429,502</b>	<b>967,847</b>	<b>146,933</b>	<b>139,408</b>	<b>286,341</b>	<b>137,851</b>	<b>141,353</b>	<b>279,204</b>

# Acknowledgements/Contacts

## Acknowledgements

We acknowledge the contributions of our strategic partners; The Joint Tax Board (JTB) and the States Boards of Internal Revenue; as well as our technical partners, Proshare in the design, concept and production of this publication.





## Contact Us

 @nigerianstat

 NBSNigeria

 [www.nigerianstat.gov.ng](http://www.nigerianstat.gov.ng)

 **Head Office Address**  
Plot 762, Independence Avenue, Central  
Business District, FCT, Abuja Nigeria.

 +234 803 386 5388

 [feedback@nigerianstat.gov.ng](mailto:feedback@nigerianstat.gov.ng)