

# Selected Food Prices Watch

---

(FEBRUARY 2017)

Report Date: March 2017

*Data Source: National Bureau of Statistics*



NATIONAL BUREAU OF STATISTICS

# Content

Executive Summary.....	1
Selected Food Prices Watch – February 2017	
National.....	2
Solid Minerals Production – All States	
Abia.....	3
Adamawa.....	4
Akwa-Ibom.....	5
Anambra.....	6
Bauchi.....	7
Bayelsa.....	8
Benue.....	9
Borno.....	10
Cross-River.....	11
Delta.....	12
Ebonyi.....	13
Edo.....	14
Ekiti.....	15
Enugu.....	16
FCT Abuja.....	17
Gombe.....	18
Imo.....	19
Jigawa.....	20
Kaduna.....	21
Kano.....	22
Katsina.....	23
Kebbi.....	24
Kogi.....	25
Kwara.....	26
Lagos.....	27
Nasarawa.....	28
Niger.....	29
Ogun.....	30
Ondo.....	31
Osun.....	32
Oyo.....	33
Plateau.....	34
Rivers.....	35
Sokoto.....	36
Taraba.....	37
Yobe.....	38
Zamfara.....	39
Methodology.....	40
Appendix.....	41
Acknowledgment / Contact.....	43

# Executive Summary

Selected food price watch data for February 2016 reflected that the average price of 1 dozen of Agric eggs medium size increased year-on-year by 53.33% and month-on-month by 1.40% to N520.16 in February 2017 from N512.99 in January 2017 while the average price of piece of Agric eggs medium size increased year-on-year by 43.03% and decreased month-on-month by 9.52% to N42.90 in February 2017 from N47.42 in January 2017.

The average price of 1kg of tomato increased year-on-year by 13.13% and decreased month-on-month by 4.41% to N236.62 in February 2017 from N247.55 in January 2017.

The average price of 1kg of rice (imported high quality sold loose) increased year-on-year by 68.10% and month-on-month by 2.13% to N410.58 in February 2017 from N402.01 in January 2017.

Similarly, the average price of 1kg of yam tuber increased year-on-year by 43.92% and month-on-month by 2.36% to N215.55 in February 2017 from N210.58 in January 2017.

# Selected Food Prices Watch

– February 2017

National



ItemLabels	17-Feb	YoY %	MoM %
Agric eggs medium size	520.16	53.53	1.4
Agric eggs(medium size price of one)	42.9	43.03	-9.52
Beans brown,sold loose	337.11	41.63	-4.66
Beans:white black eye. sold loose	309.85	48.71	1.41
Beef Bone in	995.65	25.87	-0.56
Beef,boneless	1270.67	22.6	1.7
Bread sliced 500g	299.75	24.8	-1.03
Bread unsliced 500g	264.86	-2.14	-1.99
Broken Rice (Ofada)	392.04	41.38	3.88
Chicken Feet	785.42	28.59	2.63
Chicken Wings	963.46	17.18	4.83
Evaporated tinned milk carnation 170g	140.53	16.66	3.11
Evaporated tinned milk(peak), 170g	166.14	20.5	5.32
Frozen chicken	1428.95	18.1	0.65
Gari white,sold loose	260.94	92.63	18.85
Gari yellow,sold loose	250.45	59.12	-2.1
Mudfish (aro) fresh	998.71	18.99	0.44
Mudfish : dried	1955.1	42.43	7.9
Onion bulb	241.44	23.64	-6.75
Rice agric sold loose	355.41	66.61	9.69
Rice local sold loose	306.29	77.31	7.02
Rice Medium Grained	352.69	74.84	13.01
Rice,imported high quality sold loose	410.58	68.1	2.13
Tomato	236.62	13.13	-4.41
Yam tuber	215.55	43.92	2.36

# Selected Food Prices Watch

– February 2017

Abia State



ItemLabels	17-Feb	YoY %	MoM %
Agric eggs medium size	485.81	45.64	5.62
Agric eggs(medium size price of one)	44.51	49.27	-1.32
Beans brown,sold loose	436.72	51.17	-7.32
Beans:white black eye. sold loose	375.09	41.24	-10.85
Beef Bone in	955.09	19.63	-13.77
Beef,boneless	1,304.72	12.62	-5.35
Bread sliced 500g	340.28	35.81	1.8
Bread unsliced 500g	289.17	5.95	-0.9
Broken Rice (Ofada)	450	28.29	-4.66
Chicken Feet	731.25	1.45	-5.62
Chicken Wings	900	6.93	-15.1
Evaporated tinned milk carnation 170g	140	11.46	-11.48
Evaporated tinned milk(peak), 170g	175	30.53	-1.15
Frozen chicken	1,509.72	33.77	3.44
Gari white,sold loose	267.46	125.72	-1.28
Gari yellow,sold loose	284.41	128.73	-8.28
Mudfish (aro) fresh	1,015.22	29.96	12.3
Mudfish : dried	2,907.83	51	10.04
Onion bulb	208.27	2.51	-17.83
Rice agric sold loose	393.01	61.67	-10.82
Rice local sold loose	382.85	118.62	5.26
Rice Medium Grained	423.18	123.46	-4.48
Rice,imported high quality sold loose	447.74	101.24	-2.75
Tomato	306.31	54.81	-1.08
Yam tuber	172.49	33.09	-6.09

# Selected Food Prices Watch

– February 2017

Abuja FCT



ItemLabels	17-Feb	YoY %	MoM %
Agric eggs medium size	480	26.32	-3.15
Agric eggs(medium size price of one)	41.25	32	-5.17
Beans brown,sold loose	367.98	65.04	1.27
Beans:white black eye. sold loose	280.27	0.41	-6.78
Beef Bone in	992.11	18.46	1.32
Beef,boneless	1500	46.34	14.98
Bread sliced 500g	307.5	23	-9.85
Bread unsliced 500g	301.25	11.57	-3.78
Broken Rice (Ofada)	376.56	1.62	1.44
Chicken Feet	700.11	-9.16	-10.78
Chicken Wings	1000	33.2	21.07
Evaporated tinned milk carnation 170g	134.43	11.69	11.99
Evaporated tinned milk(peak), 170g	177.5	33.96	10.72
Frozen chicken	1700	69.64	25.25
Gari white,sold loose	227.38	87.42	-0.68
Gari yellow,sold loose	278.6	81.02	16.69
Mudfish (aro) fresh	888.89	-17.54	-15.34
Mudfish : dried	2035.72	58.33	21.03
Onion bulb	225.93	2.03	-19.31
Rice agric sold loose	295.21	6.99	-0.15
Rice local sold loose	300.34	93.67	0.4
Rice Medium Grained	387.1	76.47	0.41
Rice,imported high quality sold loose	389.08	52.44	-7.96
Tomato	185.17	-31.63	-18.37
Yam tuber	145.2	-24.75	-4.97

# Selected Food Prices Watch

– February 2017

Adamawa State



ItemLabels	17-Feb	YoY %	MoM %
Agric eggs medium size	413.33	37.78	20.27
Agric eggs(medium size price of one)	38.66	28.87	-4.21
Beans brown,sold loose	233.84	18.11	-27.15
Beans:white black eye. sold loose	207.68	26.1	-11.18
Beef Bone in	987.89	36.57	1.72
Beef,boneless	925.37	-21.17	-3.05
Bread sliced 500g	300	20	22.3
Bread unsliced 500g	243.75	-2.5	4.11
Broken Rice (Ofada)	302	116.32	2.69
Chicken Feet	550.12	16.35	9.35
Chicken Wings	500.33	7.02	6.65
Evaporated tinned milk carnation 170g	130	4	4.89
Evaporated tinned milk(peak), 170g	146	6.57	1.31
Frozen chicken	1,800	56.52	55.53
Gari white,sold loose	244.03	58.24	8.88
Gari yellow,sold loose	247.55	37.75	-3.38
Mudfish (aro) fresh	785.81	19.08	-7.62
Mudfish : dried	1,409.01	-34.23	-23.76
Onion bulb	157.5	-3.47	-17.34
Rice agric sold loose	279.05	54.42	13.85
Rice local sold loose	267.04	91.96	24.19
Rice Medium Grained	292.14	93.28	23.92
Rice,imported high quality sold loose	349.53	56.63	9.28
Tomato	126.98	-35.24	18.52
Yam tuber	154.56	-3.79	-0.77

# Selected Food Prices Watch

– February 2017

Akwa Ibom State




ItemLabels	17-Feb	YoY %	MoM %
Agric eggs medium size	505.43	52.19	2.19
Agric eggs(medium size price of one)	43.71	51.74	-12.1
Beans brown,sold loose	417.86	72.53	3.86
Beans:white black eye. sold loose	384.52	82.79	-8.18
Beef Bone in	1,091.67	45.15	44.34
Beef,boneless	1,539.56	32.94	25.02
Bread sliced 500g	342.86	30.61	2.42
Bread unsliced 500g	277.29	-1.41	4.41
Broken Rice (Ofada)	360	30.43	11.32
Chicken Feet	1000	9.88	-11.85
Chicken Wings	1,059.52	3.4	0.49
Evaporated tinned milk carnation 170g	135	12.35	11.67
Evaporated tinned milk(peak), 170g	154.67	14.33	-12.79
Frozen chicken	1700	35.95	14.93
Gari white,sold loose	259.75	128.46	15.74
Gari yellow,sold loose	238.58	124.37	1.45
Mudfish (aro) fresh	1,228.08	47.37	-3.03
Mudfish : dried	1,866.67	35.33	20.6
Onion bulb	429.35	22.11	-16.04
Rice agric sold loose	368.75	41.34	3.26
Rice local sold loose	323.27	22.47	4.58
Rice Medium Grained	377.86	88.93	5.5
Rice,imported high quality sold loose	488.81	45.6	1.12
Tomato	437.75	-27.95	6.54
Yam tuber	291.34	12.49	20.04



# Selected Food Prices Watch

– February 2017

Anambra State




ItemLabels	17-Feb	YoY %	MoM %
Agric eggs medium size	500	45.63	10.05
Agric eggs(medium size price of one)	49.64	66.63	1.66
Beans brown,sold loose	426.19	75.42	1.25
Beans:white black eye. sold loose	357.04	59.74	-8.37
Beef Bone in	894.12	12.95	-10.4
Beef,boneless	1,296.43	11.26	-5.9
Bread sliced 500g	353.13	48.68	7.28
Bread unsliced 500g	337.5	20.9	2.46
Broken Rice (Ofada)	480.97	29.53	8.25
Chicken Feet	800	0	-2.41
Chicken Wings	962.5	20.31	-12.7
Evaporated tinned milk carnation 170g	145.76	21.1	9.27
Evaporated tinned milk(peak), 170g	173.1	26.27	-2.2
Frozen chicken	1,483.33	24.82	7.47
Gari white,sold loose	243.28	88.03	-2.87
Gari yellow,sold loose	305.9	128.24	15.3
Mudfish (aro) fresh	950.11	20.62	4.09
Mudfish : dried	2,345.78	5.56	-2.62
Onion bulb	195.75	0.24	-8.5
Rice agric sold loose	394.73	60.58	-6.24
Rice local sold loose	383.7	119.57	15.57
Rice Medium Grained	477.28	187.41	22.91
Rice,imported high quality sold loose	444.28	107.72	-10.28
Tomato	298.62	34.45	-8.3
Yam tuber	201.4	65.88	18.48

# Selected Food Prices Watch

– February 2017

Bauchi State



ItemLabels	17-Feb	YoY %	MoM %
Agric eggs medium size	434	44.67	21.5
Agric eggs(medium size price of one)	48.04	57.93	0.49
Beans brown,sold loose	220.58	12.3	2.37
Beans:white black eye. sold loose	219.09	21.5	2.53
Beef Bone in	993.04	33.08	-0.23
Beef,boneless	1,191.67	38.57	29.5
Bread sliced 500g	278.33	35.77	-1.99
Bread unsliced 500g	261.67	78	-7.37
Broken Rice (Ofada)	274.32	91.23	-3.95
Chicken Feet	280.56	12.9	9.89
Chicken Wings	575	-88.5	19.5
Evaporated tinned milk carnation 170g	145.33	21.11	6.22
Evaporated tinned milk(peak), 170g	148.75	5.31	-0.38
Frozen chicken	1350	22.73	16.7
Gari white,sold loose	216.6	58.95	22.67
Gari yellow,sold loose	206.71	47.66	-3.73
Mudfish (aro) fresh	850.09	7.95	-8.51
Mudfish : dried	2,169.05	42.23	13.25
Onion bulb	181.08	-7.53	-24.9
Rice agric sold loose	317.03	71.19	4.42
Rice local sold loose	256.5	74.86	-6.92
Rice Medium Grained	315.27	81.31	27.68
Rice,imported high quality sold loose	346.91	49.02	-17.76
Tomato	197.15	-7.74	22.77
Yam tuber	130.46	-13.94	-7.44

# Selected Food Prices Watch

– February 2017

Bayelsa State



ItemLabels	17-Feb	YoY %	MoM %
Agric eggs medium size	565.21	60.27	0.07
Agric eggs(medium size price of one)	47.13	31.42	-7.33
Beans brown,sold loose	408.8	11.46	1.46
Beans:white black eye. sold loose	341.02	-0.45	-9.95
Beef Bone in	1,180.33	43.4	10.81
Beef,boneless	1,696.43	44.8	22.73
Bread sliced 500g	329.17	6.18	-12.19
Bread unsliced 500g	327.22	7.58	-9.97
Broken Rice (Ofada)	397.22	2.28	13.13
Chicken Feet	1,003.18	29.95	-5.37
Chicken Wings	1,086.67	34.41	2.46
Evaporated tinned milk carnation 170g	134.17	7.33	-18.87
Evaporated tinned milk(peak), 170g	159.58	19.6	-13.69
Frozen chicken	1,766.67	12.17	5.2
Gari white,sold loose	276.04	12.94	-3.78
Gari yellow,sold loose	328.02	29.78	-0.9
Mudfish (aro) fresh	1,324.71	76.75	1.15
Mudfish : dried	1,704.58	49.09	28.19
Onion bulb	309.35	14.08	2.67
Rice agric sold loose	369.58	38.53	3.91
Rice local sold loose	320.68	26.41	-13.95
Rice Medium Grained	385	61.79	-0.62
Rice,imported high quality sold loose	508.33	40.56	13.33
Tomato	342.88	16	-7.27
Yam tuber	355.19	149.82	-3.84

# Selected Food Prices Watch

– February 2017

Benue state



ItemLabels	17-Feb	YoY %	MoM %
Agric eggs medium size	515	50.36	-0.25
Agric eggs(medium size price of one)	43.54	46.15	-8.87
Beans brown,sold loose	340.68	27.59	-1.94
Beans:white black eye. sold loose	287.04	11.03	-6.22
Beef Bone in	1,086.14	35.4	5.86
Beef,boneless	1437.5	43.75	4.09
Bread sliced 500g	351.43	38.72	14.43
Bread unsliced 500g	272.22	-6.67	2.45
Broken Rice (Ofada)	310.43	66.3	3.48
Chicken Feet	1100	41.03	28.03
Chicken Wings	1,133.33	126.67	27.43
Evaporated tinned milk carnation 170g	140	16.67	9.51
Evaporated tinned milk(peak), 170g	180.24	36.15	12.04
Frozen chicken	2000	53.85	15.81
Gari white,sold loose	292.4	77.41	79.35
Gari yellow,sold loose	265.8	15.16	10.63
Mudfish (aro) fresh	836.36	22.99	-7.38
Mudfish : dried	2,428.57	94.29	17.29
Onion bulb	226.04	-8.32	-23.16
Rice agric sold loose	311.43	60.9	3.18
Rice local sold loose	283.97	92.94	4.13
Rice Medium Grained	261.44	62.09	-13.92
Rice,imported high quality sold loose	422.66	68.47	8.25
Tomato	290.32	20.91	-0.5
Yam tuber	154.71	5.91	-4.44

# Selected Food Prices Watch

– February 2017

Borno State



ItemLabels	17-Feb	YoY %	MoM %
Agric eggs medium size	379.17	8.02	16.25
Agric eggs(medium size price of one)	39.74	30.29	4.57
Beans brown,sold loose	245.13	14.39	-34.78
Beans:white black eye. sold loose	267.4	28.84	-25.6
Beef Bone in	961.87	27.76	6.86
Beef,boneless	1,011.93	-3.4	-4.26
Bread sliced 500g	354.33	57.48	2.17
Bread unsliced 500g	345	50	1.47
Broken Rice (Ofada)	313.4	81.44	-1.84
Chicken Feet	305	1.63	1.73
Chicken Wings	501.28	0.22	3
Evaporated tinned milk carnation 170g	140	16.63	8.92
Evaporated tinned milk(peak), 170g	150.83	12.14	4.54
Frozen chicken	1,100.12	18.2	28.62
Gari white,sold loose	230.69	52.61	34.03
Gari yellow,sold loose	241.57	26.38	-22.3
Mudfish (aro) fresh	904.55	17.55	10.78
Mudfish : dried	1,942.81	38.27	16.59
Onion bulb	220.32	80.62	-19.2
Rice agric sold loose	355.36	63.28	21.42
Rice local sold loose	291.79	78.67	-3.91
Rice Medium Grained	308.13	72.19	14.14
Rice,imported high quality sold loose	393.21	72.76	16.78
Tomato	157.94	31.31	32.98
Yam tuber	185.15	-9.17	1.8

# Selected Food Prices Watch

– February 2017

Cross River State



ItemLabels	17-Feb	YoY %	MoM %
Agric eggs medium size	494.89	42.67	-16.36
Agric eggs(medium size price of one)	49.94	62.26	-5.58
Beans brown,sold loose	403.2	54.57	1.57
Beans:white black eye. sold loose	350.4	60.59	27.18
Beef Bone in	1,099.23	30.82	10.51
Beef,boneless	1,511.38	33.82	34.29
Bread sliced 500g	323.61	19.86	-18.94
Bread unsliced 500g	321	12.39	14.83
Broken Rice (Ofada)	318.13	35.7	8.87
Chicken Feet	1,047.22	33.54	27.13
Chicken Wings	1,036.96	26.7	14.22
Evaporated tinned milk carnation 170g	137.62	12.14	4.9
Evaporated tinned milk(peak), 170g	157.22	11.94	-10.26
Frozen chicken	1,802.38	20.16	14.84
Gari white,sold loose	264.64	103.44	37.51
Gari yellow,sold loose	254.48	99.16	41.28
Mudfish (aro) fresh	1,036.35	-9.14	6.93
Mudfish : dried	1,983.94	62.13	28.32
Onion bulb	226.67	-24	-4.94
Rice agric sold loose	360.38	76.32	6.92
Rice local sold loose	301.82	86.87	11.45
Rice Medium Grained	357.28	23.05	44.39
Rice,imported high quality sold loose	421.5	87.33	7.64
Tomato	342.41	-3.88	-27.7
Yam tuber	186.52	-1.33	-0.08

# Selected Food Prices Watch

– February 2017

Delta State



ItemLabels	17-Feb	YoY %	MoM %
Agric eggs medium size	516.33	48.79	-10.87
Agric eggs(medium size price of one)	45.86	48.82	-9.98
Beans brown,sold loose	426.13	67.41	14.58
Beans:white black eye. sold loose	336.06	53.17	0.38
Beef Bone in	1,093.33	10.95	5.92
Beef,boneless	1475.3	34.73	19.45
Bread sliced 500g	340	42.16	13.43
Bread unsliced 500g	308.13	6.11	9.12
Broken Rice (Ofada)	396.32	86.5	60.97
Chicken Feet	1,064.58	33.07	-4.79
Chicken Wings	1,112.50	1.14	-3.31
Evaporated tinned milk carnation 170g	150	15.38	1.12
Evaporated tinned milk(peak), 170g	154.75	12.52	-9.39
Frozen chicken	1730	52.17	19.47
Gari white,sold loose	271.67	44.57	5.78
Gari yellow,sold loose	282.21	19.17	-1.56
Mudfish (aro) fresh	1,254.17	31.6	13.52
Mudfish : dried	2,091.67	76.41	37.48
Onion bulb	256.9	-22.77	-22.73
Rice agric sold loose	291.66	30.22	-18.2
Rice local sold loose	316	115.27	10.72
Rice Medium Grained	405.66	95.52	12.32
Rice,imported high quality sold loose	431.77	79.95	2.77
Tomato	228.45	-27.4	-15.12
Yam tuber	182.22	-2.34	3.35

# Selected Food Prices Watch

– February 2017

Ebonyi State




ItemLabels	17-Feb	YoY %	MoM %
Agric eggs medium size	470	31.98	-4.93
Agric eggs(medium size price of one)	44.64	44.79	-8.58
Beans brown,sold loose	500	49.53	-4.75
Beans:white black eye. sold loose	455	64.21	-5.14
Beef Bone in	894.44	5.71	-10.37
Beef,boneless	1,360.83	23.01	-3.33
Bread sliced 500g	360.42	54.83	-9.7
Bread unsliced 500g	291.61	3.68	-5.75
Broken Rice (Ofada)	404	21.94	-0.08
Chicken Feet	850	6.25	-5.53
Chicken Wings	975	21.88	4.56
Evaporated tinned milk carnation 170g	145.25	19.26	8.89
Evaporated tinned milk(peak), 170g	190	40.99	7.35
Frozen chicken	1,366.67	36.67	-7.67
Gari white,sold loose	267.86	81.51	2.84
Gari yellow,sold loose	289.75	94.06	-8.11
Mudfish (aro) fresh	800.45	21.66	12.3
Mudfish : dried	2,125.44	52.68	3.73
Onion bulb	331.48	46.39	54.95
Rice agric sold loose	456	107.27	8.32
Rice local sold loose	363.33	133.16	0.37
Rice Medium Grained	312.23	95.14	1.27
Rice,imported high quality sold loose	500.9	100.36	-6.41
Tomato	256.4	1.59	-3.49
Yam tuber	261.93	90.5	-2.98



# Selected Food Prices Watch

– February 2017

Edo State



ItemLabels	17-Feb	YoY %	MoM %
Agric eggs medium size	560.27	55.81	-17.56
Agric eggs(medium size price of one)	47.46	51.6	-11.87
Beans brown,sold loose	401.85	88.63	11.11
Beans:white black eye. sold loose	323.36	93.67	17.31
Beef Bone in	1065.7	31.7	0.23
Beef,boneless	1481.18	32.33	12.36
Bread sliced 500g	298.33	27.4	-3.76
Bread unsliced 500g	251.67	-16.11	-2.27
Broken Rice (Ofada)	387.5	53.47	13.59
Chicken Feet	947.92	28.01	24.71
Chicken Wings	1150	17.95	-6.98
Evaporated tinned milk carnation 170g	140	20.8	13.44
Evaporated tinned milk(peak), 170g	164.52	18.77	-3.04
Frozen chicken	1654.17	29.74	20.16
Gari white,sold loose	253.25	85.5	28.33
Gari yellow,sold loose	285.85	83.26	12.35
Mudfish (aro) fresh	1222.02	66.64	6
Mudfish : dried	1805.74	17.38	25.05
Onion bulb	232.55	26.97	-31.25
Rice agric sold loose	267.42	12.6	-25.73
Rice local sold loose	302.33	73.67	-2.5
Rice Medium Grained	374.65	90.18	4.85
Rice,imported high quality sold loose	431.25	48.3	0.88
Tomato	214.18	-14.37	-22.38
Yam tuber	148.15	7.88	10.23

# Selected Food Prices Watch

– February 2017

Ekiti state




Item Labels	17-Feb	YoY %	MoM %
Agric eggs medium size	490.44	55.32	-11.88
Agric eggs(medium size price of one)	45.28	57.12	-7.58
Beans brown,sold loose	326.02	57.35	-5.47
Beans:white black eye. sold loose	300.52	73.68	7.94
Beef Bone in	948.89	24.24	1.79
Beef,boneless	1,442.42	21.38	-3.22
Bread sliced 500g	295	47.5	-2.23
Bread unsliced 500g	295	-1.67	16.89
Broken Rice (Ofada)	470.54	23.39	-0.39
Chicken Feet	925.89	9.52	2.88
Chicken Wings	1200	33.33	0
Evaporated tinned milk carnation 170g	155.43	19.56	3.62
Evaporated tinned milk(peak), 170g	170.56	20.04	17.62
Frozen chicken	1500	49.78	7.14
Gari white,sold loose	175.06	90.83	2.98
Gari yellow,sold loose	201.03	101.03	0.52
Mudfish (aro) fresh	930.94	23.73	-2.01
Mudfish : dried	2,941.89	105.4	19.59
Onion bulb	246.14	68.56	-1.55
Rice agric sold loose	251.22	6.88	-0.5
Rice local sold loose	373.43	32.73	2.91
Rice Medium Grained	220.54	-16.51	1.73
Rice,imported high quality sold loose	399.82	68.73	4.19
Tomato	202.99	89.04	-2.56
Yam tuber	269.44	112.32	3.88

# Selected Food Prices Watch

– February 2017

Enugu State




ItemLabels	17-Feb	YoY %	MoM %
Agric eggs medium size	500	48.33	-9.26
Agric eggs(medium size price of one)	44.64	55.51	-3.77
Beans brown,sold loose	500	72.84	7.92
Beans:white black eye. sold loose	425	60.5	-5.95
Beef Bone in	994.44	15.83	-0.62
Beef,boneless	1,360.83	18.19	-1.8
Bread sliced 500g	360.42	62.82	17.08
Bread unsliced 500g	291.61	2.34	5.97
Broken Rice (Ofada)	640	47.69	6.53
Chicken Feet	700	12.3	-0.28
Chicken Wings	975	22.34	-9.61
Evaporated tinned milk carnation 170g	155.34	25.95	10.22
Evaporated tinned milk(peak), 170g	200.22	49.86	20.79
Frozen chicken	1,366.67	21.78	-0.63
Gari white,sold loose	267.86	103.1	10.08
Gari yellow,sold loose	289.75	85.28	13.28
Mudfish (aro) fresh	1,000.33	0.03	-15.21
Mudfish : dried	2,875.89	94.61	-1.23
Onion bulb	221.48	29.48	6.93
Rice agric sold loose	456	137.45	15.6
Rice local sold loose	363.33	130.62	8.43
Rice Medium Grained	310.14	97.26	1.01
Rice,imported high quality sold loose	465	104.6	-1.5
Tomato	216.4	-0.97	-6.14
Yam tuber	191.93	55.25	-1.22

# Selected Food Prices Watch

– February 2017

Gombe State



ItemLabels	17-Feb	YoY %	MoM %
Agric eggs medium size	427.5	36.25	13.01
Agric eggs(medium size price of one)	39.5	37.39	3.61
Beans brown,sold loose	240.93	0.82	-5.33
Beans:white black eye. sold loose	230.35	-13.01	-1.16
Beef Bone in	800	6.67	-8.05
Beef,boneless	974.35	8.26	-11.81
Bread sliced 500g	243.75	8.33	1.09
Bread unsliced 500g	282.5	-1.45	-1.6
Broken Rice (Ofada)	314.9	60.46	23.19
Chicken Feet	366.67	42.67	32.74
Chicken Wings	580.77	5.59	13.88
Evaporated tinned milk carnation 170g	131.43	14.29	8.03
Evaporated tinned milk(peak), 170g	153.89	9.92	9.78
Frozen chicken	1,143.45	-5.1	9.11
Gari white,sold loose	237.38	45.32	2.68
Gari yellow,sold loose	249.14	40.67	-3.51
Mudfish (aro) fresh	866.67	18.45	12.64
Mudfish : dried	2,092.59	64.42	37.96
Onion bulb	120.55	-19.63	-3.82
Rice agric sold loose	308.63	47.4	9.92
Rice local sold loose	256.54	104.23	20.55
Rice Medium Grained	271.72	53.65	0.13
Rice,imported high quality sold loose	375.48	71.65	4.36
Tomato	115	-10.97	-6.31
Yam tuber	141.52	4.53	-7.89

# Selected Food Prices Watch

– February 2017

Imo State



ItemLabels	17-Feb	YoY %	MoM %
Agric eggs medium size	497.39	51.37	-9.41
Agric eggs(medium size price of one)	45.27	53.47	-0.11
Beans brown,sold loose	426.79	63.01	1.11
Beans:white black eye. sold loose	367.5	55.64	-7.08
Beef Bone in	994.45	6.41	0.25
Beef,boneless	1,398.31	21.93	-0.48
Bread sliced 500g	320	41.51	4.52
Bread unsliced 500g	225.63	23.74	-23.38
Broken Rice (Ofada)	250.45	-7.48	15.74
Chicken Feet	960.34	28.62	-0.27
Chicken Wings	950	18.75	-15.18
Evaporated tinned milk carnation 170g	150	21.21	-8.8
Evaporated tinned milk(peak), 170g	185.26	35.32	5.14
Frozen chicken	1,546.67	32.67	10.11
Gari white,sold loose	268.29	104.58	11.58
Gari yellow,sold loose	303.92	121.31	15.17
Mudfish (aro) fresh	1391.3	23.39	-0.52
Mudfish : dried	2,511.11	73.85	-5.71
Onion bulb	252.41	33.78	-14.25
Rice agric sold loose	433.33	94.13	-9.9
Rice local sold loose	376.01	109.26	-1.09
Rice Medium Grained	446.94	107.88	-7.38
Rice,imported high quality sold loose	513.79	109.32	-4.78
Tomato	236.47	1.32	7.01
Yam tuber	210.55	72.5	1.13

# Selected Food Prices Watch

– February 2017

Jigawa state



ItemLabels	17-Feb	YoY %	MoM %
Agric eggs medium size	524.09	55.67	-5.8
Agric eggs(medium size price of one)	48.33	65.71	0.12
Beans brown,sold loose	335	69.57	38.89
Beans:white black eye. sold loose	256.67	72.99	5.24
Beef Bone in	1016.04	13.23	-3.65
Beef,boneless	1245.43	16.03	2.67
Bread sliced 500g	260.83	20.27	16.79
Bread unsliced 500g	205	-28.25	-7.76
Broken Rice (Ofada)	305.59	78.38	-14.74
Chicken Feet	712.5	29.87	-34.33
Chicken Wings	875	87.29	-7.52
Evaporated tinned milk carnation 170g	148.33	31.85	12.9
Evaporated tinned milk(peak), 170g	165.45	26.02	10.3
Frozen chicken	1200	9.09	-3.94
Gari white,sold loose	261.11	125.47	4.32
Gari yellow,sold loose	269.04	107.94	-0.32
Mudfish (aro) fresh	961.54	-33.69	-5.9
Mudfish : dried	1363.64	109.79	13.48
Onion bulb	142.35	38.66	-26.46
Rice agric sold loose	262.5	57.25	12.61
Rice local sold loose	306.22	97.05	19.25
Rice Medium Grained	300.67	59.84	2.78
Rice,imported high quality sold loose	395.49	51.37	2.89
Tomato	212.03	8.09	3.85
Yam tuber	145.37	-25.21	-17.02

# Selected Food Prices Watch

– February 2017

Kaduna State



Item Labels	17-Feb	YoY %	MoM %
Agric eggs medium size	447.14	26.44	-24.83
Agric eggs(medium size price of one)	47	60.49	0.47
Beans brown,sold loose	358.09	73.63	19.36
Beans:white black eye. sold loose	269.95	57.62	-0.63
Beef Bone in	1136.9	48.05	-0.95
Beef,boneless	1,270.45	28.5	8.61
Bread sliced 500g	290	26.66	-1.78
Bread unsliced 500g	241.67	-13.98	-6.06
Broken Rice (Ofada)	353.29	97.15	16.94
Chicken Feet	850	35.77	-1.86
Chicken Wings	1,028.57	79.43	28.57
Evaporated tinned milk carnation 170g	165	33.33	-3.36
Evaporated tinned milk(peak), 170g	170.92	27.08	13.94
Frozen chicken	1,550.22	24.02	-10.7
Gari white,sold loose	243.12	114.38	8.21
Gari yellow,sold loose	251.67	79.07	-4.26
Mudfish (aro) fresh	1,233.34	23.33	1.43
Mudfish : dried	1,330.45	33.04	-0.15
Onion bulb	191.99	24.9	-10.96
Rice agric sold loose	343.81	59.18	12.22
Rice local sold loose	267.11	45.98	6.01
Rice Medium Grained	344.48	87.77	7.88
Rice,imported high quality sold loose	362.22	32.2	-3.12
Tomato	219.84	13.06	29.09
Yam tuber	213.49	99.83	6.21

# Selected Food Prices Watch

– February 2017

Kano State




ItemLabels	17-Feb	YoY %	MoM %
Agric eggs medium size	565	77.72	-2.1
Agric eggs(medium size price of one)	49.63	85.2	-1.51
Beans brown,sold loose	303.57	54.87	8.25
Beans:white black eye. sold loose	339.71	127.93	11.12
Beef Bone in	976.92	49.15	7.84
Beef,boneless	1241.01	36.64	3.74
Bread sliced 500g	254.58	9.33	9.79
Bread unsliced 500g	215.48	-24.17	12.1
Broken Rice (Ofada)	328.41	116.45	42.71
Chicken Feet	880.34	37.44	3.57
Chicken Wings	970.26	42.35	-2.54
Evaporated tinned milk carnation 170g	130	8.33	-0.57
Evaporated tinned milk(peak), 170g	166.11	26.16	18.65
Frozen chicken	1350	12.5	2.81
Gari white,sold loose	242.07	125.89	-9.35
Gari yellow,sold loose	283.58	140.26	-2.11
Mudfish (aro) fresh	800	-20	-9.45
Mudfish : dried	1200.34	32.04	0.04
Onion bulb	162.09	44.06	-4.63
Rice agric sold loose	298.51	83.97	38.95
Rice local sold loose	266.98	90.75	-13.71
Rice Medium Grained	317.46	66.32	22.28
Rice,imported high quality sold loose	356.06	56.38	-8.47
Tomato	186.51	46.81	20.37
Yam tuber	179.75	46.16	1.83



# Selected Food Prices Watch

– February 2017

Katsina State




ItemLabels	17-Feb	YoY %	MoM %
Agric eggs medium size	555.63	65.61	-4.1
Agric eggs(medium size price of one)	48	71.98	-2.74
Beans brown,sold loose	289.38	28.25	-3.54
Beans:white black eye. sold loose	236.63	64.66	18.28
Beef Bone in	1073.68	56.99	-10.53
Beef,boneless	1282.97	48.29	22.48
Bread sliced 500g	265.83	16.35	0.46
Bread unsliced 500g	253.33	-6.61	3.94
Broken Rice (Ofada)	320.44	59.51	17.49
Chicken Feet	525	30.84	-2.27
Chicken Wings	700	-0.31	-16.61
Evaporated tinned milk carnation 170g	128.33	14.07	0.64
Evaporated tinned milk(peak), 170g	152.5	15.09	1.67
Frozen chicken	1450	24.29	0.06
Gari white,sold loose	247.57	80.28	12.64
Gari yellow,sold loose	256.63	84.86	10.93
Mudfish (aro) fresh	986.9	9.66	3.83
Mudfish : dried	1632.5	8.23	-3.34
Onion bulb	214.4	53.15	0.34
Rice agric sold loose	387.92	106.43	12.82
Rice local sold loose	285.15	88.79	17.17
Rice Medium Grained	290.45	59.75	2.49
Rice,imported high quality sold loose	323.85	43.35	-5.32
Tomato	193.74	33.47	-12.16
Yam tuber	254.53	107.4	10.16

# Selected Food Prices Watch

– February 2017

Kebbi state



ItemLabels	17-Feb	YoY %	MoM %
Agric eggs medium size	540.38	44.23	-14.63
Agric eggs(medium size price of one)	43.33	32.77	8.33
Beans brown,sold loose	287.58	46.69	3.75
Beans:white black eye. sold loose	242.62	46.88	0.05
Beef Bone in	1114.23	35.87	10.49
Beef,boneless	1384.66	53.49	13.27
Bread sliced 500g	299.17	16.56	17.67
Bread unsliced 500g	257.22	-1.07	1.57
Broken Rice (Ofada)	298.99	80.57	0.21
Chicken Feet	625	13.55	2.03
Chicken Wings	740.39	48.01	-0.87
Evaporated tinned milk carnation 170g	155	25.25	9.35
Evaporated tinned milk(peak), 170g	177.98	32.65	18.65
Frozen chicken	1275	10.87	10.1
Gari white,sold loose	226.01	84	-1.47
Gari yellow,sold loose	260.83	58.37	-6.52
Mudfish (aro) fresh	941.67	-5.83	-9.35
Mudfish : dried	1567.65	112.54	25.96
Onion bulb	190.53	16.59	-5.41
Rice agric sold loose	267.4	61.07	-3.26
Rice local sold loose	243.26	66.85	6.75
Rice Medium Grained	208.03	1.14	-0.88
Rice,imported high quality sold loose	359.9	81.73	8.13
Tomato	190.73	9.95	-9.74
Yam tuber	230.49	76.21	1

# Selected Food Prices Watch

– February 2017

Kogi State



ItemLabels	17-Feb	YoY %	MoM %
Agric eggs medium size	474.67	45.05	6.54
Agric eggs(medium size price of one)	52	73.33	-0.55
Beans brown,sold loose	421.57	49.81	33.04
Beans:white black eye. sold loose	377.19	46.22	20.65
Beef Bone in	1,026.39	41.57	-6.95
Beef,boneless	1,300	10.88	-3.62
Bread sliced 500g	375	55.17	14.39
Bread unsliced 500g	345.83	19.25	35.14
Broken Rice (Ofada)	280.24	-0.5	4.26
Chicken Feet	1,000	78.29	16.82
Chicken Wings	1,100	83.33	14.6
Evaporated tinned milk carnation 170g	130	8.33	1.22
Evaporated tinned milk(peak), 170g	167.08	11.76	-6.89
Frozen chicken	2350	51.61	30.82
Gari white,sold loose	271.15	64.84	23.58
Gari yellow,sold loose	308.02	38.33	29.21
Mudfish (aro) fresh	936.36	36.36	0.08
Mudfish : dried	2,128.57	18.25	22.23
Onion bulb	318.78	35.4	13.31
Rice agric sold loose	360.11	46.34	1.17
Rice local sold loose	365.65	108.82	35.99
Rice Medium Grained	250.66	17.4	0.29
Rice,imported high quality sold loose	488.38	87.17	3.97
Tomato	236.8	12.76	6.33
Yam tuber	223.14	48.42	-1.21

# Selected Food Prices Watch

– February 2017

Kwara State



Item Labels	17-Feb	YoY %	MoM %
Agric eggs medium size	496.25	45.96	-0.94
Agric eggs (medium size price of one)	51.07	77.64	-5.22
Beans brown, sold loose	356.19	19.14	7.9
Beans: white black eye, sold loose	267.4	0.85	-7.43
Beef Bone in	987.17	20.47	-2.36
Beef, boneless	1,287.06	24.73	0.98
Bread sliced 500g	324.17	27.12	16.51
Bread unsliced 500g	280	4.19	9.26
Broken Rice (Ofada)	316.43	71.04	-2.87
Chicken Feet	900	33	20.62
Chicken Wings	925	32.14	7.99
Evaporated tinned milk carnation 170g	140	16.67	2.59
Evaporated tinned milk (peak), 170g	177.38	19.28	7.14
Frozen chicken	1350	-10	-9.7
Gari white, sold loose	189.04	14.57	7.58
Gari yellow, sold loose	197.51	11.47	-5.18
Mudfish (aro) fresh	850	-10.53	-6.76
Mudfish : dried	2,066.67	12.9	9.67
Onion bulb	171.99	-25.92	-39.09
Rice agric sold loose	410.72	85.2	23.48
Rice local sold loose	290.87	78.21	5.26
Rice Medium Grained	404.75	102.89	16.26
Rice, imported high quality sold loose	387.58	67.33	5.66
Tomato	237.61	58.2	-2.64
Yam tuber	199.88	34.83	-7.28

# Selected Food Prices Watch

– February 2017

Lagos State



ItemLabels	17-Feb	YoY %	MoM %
Agric eggs medium size	591.82	67.42	-0.87
Agric eggs(medium size price of one)	54.14	84.29	6.7
Beans brown,sold loose	418.1	77.28	0.34
Beans:white black eye. sold loose	354.73	75.84	-2.77
Beef Bone in	1025.56	17.11	1.73
Beef,boneless	1378.88	33.63	1.14
Bread sliced 500g	304	33.01	-1.31
Bread unsliced 500g	256.39	-9.47	-3.54
Broken Rice (Ofada)	712.3	30.28	-1.15
Chicken Feet	970	42.3	-2.89
Chicken Wings	1098.21	41.61	1.77
Evaporated tinned milk carnation 170g	126.67	11.76	-9.53
Evaporated tinned milk(peak), 170g	173.36	21.32	19.56
Frozen chicken	1290.97	39.75	10.1
Gari white,sold loose	270.37	136.49	29.93
Gari yellow,sold loose	267.65	112.6	1.07
Mudfish (aro) fresh	1480.63	78.57	30.76
Mudfish : dried	1169.01	-4.32	-52.78
Onion bulb	315.8	41.86	7.07
Rice agric sold loose	429.57	98.83	43.77
Rice local sold loose	359.37	43.5	11.94
Rice Medium Grained	340.33	40.37	21.19
Rice,imported high quality sold loose	417.94	76.59	3.83
Tomato	534.61	94.07	78.2
Yam tuber	216.46	69.78	3.54

# Selected Food Prices Watch

– February 2017

Nasarawa State



ItemLabels	17-Feb	YoY %	MoM %
Agric eggs medium size	471.67	31.75	-1.1
Agric eggs (medium size price of one)	51.67	72.22	-0.09
Beans brown, sold loose	340.79	32.2	4.62
Beans: white black eye, sold loose	274.11	18.69	-2.39
Beef Bone in	1037.5	27.95	-4.52
Beef, boneless	1357.14	26.64	0.07
Bread sliced 500g	279.17	10.02	7.71
Bread unsliced 500g	238.33	-14.88	-5.51
Broken Rice (Ofada)	323.1	84.11	0.6
Chicken Feet	1100.45	63.43	9.02
Chicken Wings	1100	83.33	26
Evaporated tinned milk carnation 170g	140	12	13.64
Evaporated tinned milk (peak), 170g	162.08	4.57	4.24
Frozen chicken	1200	25.59	14.31
Gari white, sold loose	224.44	33.27	5.67
Gari yellow, sold loose	266.23	52.21	20.25
Mudfish (aro) fresh	857.14	30.41	21.28
Mudfish : dried	1887.04	18.38	-2.74
Onion bulb	264.4	18.48	24.28
Rice agric sold loose	350	101.93	14.21
Rice local sold loose	283.39	58.46	9.4
Rice Medium Grained	281.67	56.48	-7.06
Rice, imported high quality sold loose	410.14	57.75	4.05
Tomato	249.58	35.82	6.26
Yam tuber	183.9	31.87	0.79

# Selected Food Prices Watch

– February 2017

Niger state



ItemLabels	17-Feb	YoY%	MoM%
Agric eggs medium size	496.36	37.47	3.33
Agric eggs(medium size price of one)	50	62.79	-3.29
Beans brown,sold loose	315.03	47.46	-2.08
Beans:white black eye. sold loose	252.95	47.39	-4.39
Beef Bone in	980.01	30.67	-0.11
Beef,boneless	1,107.61	12.98	-12.74
Bread sliced 500g	288.89	11.83	2.42
Bread unsliced 500g	255	-15	0.28
Broken Rice (Ofada)	283.36	-2.21	11.35
Chicken Feet	604.76	39.56	7.14
Chicken Wings	829.17	65.83	-2.97
Evaporated tinned milk carnation 170g	136.67	13.31	4.33
Evaporated tinned milk(peak), 170g	162.08	15.77	15.3
Frozen chicken	1200	11.63	15.42
Gari white,sold loose	228.03	108.56	19.6
Gari yellow,sold loose	244.44	51.99	-5.71
Mudfish (aro) fresh	1050	60.69	27.91
Mudfish : dried	1,547.92	3.19	-0.27
Onion bulb	287.27	32.59	-8.51
Rice agric sold loose	308.27	52.32	-3.24
Rice local sold loose	254.54	48.07	15.75
Rice Medium Grained	371.43	79.23	27.16
Rice,imported high quality sold loose	353.76	38.47	8.33
Tomato	245	16.67	-11.24
Yam tuber	238.74	38.57	1.54

# Selected Food Prices Watch

– February 2017

Ogun state




ItemLabels	17-Feb	YoY %	MoM %
Agric eggs medium size	559.29	73.45	-4.64
Agric eggs(medium size price of one)	56.15	93.21	18.24
Beans brown,sold loose	322.69	50.47	-12.81
Beans:white black eye. sold loose	328.2	82.18	-0.23
Beef Bone in	983.98	43.87	7.35
Beef,boneless	1,303.86	29.07	-1.31
Bread sliced 500g	290.34	20.6	-3.61
Bread unsliced 500g	258.33	-6.36	-1.75
Broken Rice (Ofada)	678.57	34.86	-5.7
Chicken Feet	775	55	-3.09
Chicken Wings	981.25	33.85	-9.58
Evaporated tinned milk carnation 170g	150	23.29	-0.02
Evaporated tinned milk(peak), 170g	196.12	33.45	30.74
Frozen chicken	1,288.89	45.57	-2.91
Gari white,sold loose	210.95	130.5	5.99
Gari yellow,sold loose	279.01	114.38	4.19
Mudfish (aro) fresh	1085.74	44.26	-11.87
Mudfish : dried	2,108.37	43.11	8.12
Onion bulb	345.51	80.76	10.65
Rice agric sold loose	405.26	80.67	15.48
Rice local sold loose	287.88	58.75	8.77
Rice Medium Grained	403.48	101.83	18.91
Rice,imported high quality sold loose	466.67	74.82	30.07
Tomato	337.66	100.09	3.91
Yam tuber	233.31	68.59	1.81



# Selected Food Prices Watch

– February 2017

Ondo State



ItemLabels	17-Feb	YoY %	MoM %
Agric eggs medium size	586.06	72.32	-11.43
Agric eggs(medium size price of one)	49.23	61.42	0.5
Beans brown,sold loose	379.02	50.94	1.02
Beans:white black eye. sold loose	294.78	56.67	2.02
Beef Bone in	1088.73	54.94	7.8
Beef,boneless	1458.54	46.43	6.02
Bread sliced 500g	281.07	28.42	-3.58
Bread unsliced 500g	257.73	-13.13	16.96
Broken Rice (Ofada)	825.4	3.01	-6.01
Chicken Feet	875	12.9	-7.32
Chicken Wings	1095.83	39.82	5.47
Evaporated tinned milk carnation 170g	145	20.42	-3.32
Evaporated tinned milk(peak), 170g	171.5	21.16	14.33
Frozen chicken	1289.58	18.4	-0.8
Gari white,sold loose	182.45	98.77	-8.18
Gari yellow,sold loose	194.68	88.18	-18.04
Mudfish (aro) fresh	874.98	51.29	-7.28
Mudfish : dried	1769.31	64.24	7.23
Onion bulb	273.92	71.5	0.98
Rice agric sold loose	349.58	60.62	20.13
Rice local sold loose	340.81	74.81	1.08
Rice Medium Grained	354.93	56.63	7.94
Rice,imported high quality sold loose	396.44	64.35	-0.8
Tomato	234.64	64.39	-1.87
Yam tuber	244.53	139.89	3.79

# Selected Food Prices Watch

– February 2017

Osun state



ItemLabels	17-Feb	YoY %	MoM %
Agric eggs medium size	540.83	75.44	-0.57
Agric eggs(medium size price of one)	42.25	50	-11.48
Beans brown,sold loose	356.81	57.86	-7.06
Beans:white black eye. sold loose	274	61.07	-0.7
Beef Bone in	918.83	55.2	1.98
Beef,boneless	1,093.27	4.63	-13.32
Bread sliced 500g	300	38.11	8.13
Bread unsliced 500g	252.78	-14.6	17.57
Broken Rice (Ofada)	452.94	80.79	-14.56
Chicken Feet	910.76	51.79	1.2
Chicken Wings	950	11.76	-5
Evaporated tinned milk carnation 170g	150	25	26.73
Evaporated tinned milk(peak), 170g	171	19.77	14
Frozen chicken	1350	22.73	4.16
Gari white,sold loose	203.75	114.46	13.19
Gari yellow,sold loose	229.66	129.66	-2.01
Mudfish (aro) fresh	887.88	52.97	10.98
Mudfish : dried	1,827.75	33.65	-4.37
Onion bulb	238.21	78.75	-0.65
Rice agric sold loose	372.75	76.02	27.29
Rice local sold loose	280.52	50.86	6.43
Rice Medium Grained	365.75	73.31	25.88
Rice,imported high quality sold loose	392.15	55.64	5.2
Tomato	175.8	55.52	-8.84
Yam tuber	425.39	68.68	-10.73

# Selected Food Prices Watch

– February 2017

Oyo state



ItemLabels	17-Feb	YoY %	MoM %
Agric eggs medium size	480.42	50.92	-7.09
Agric eggs(medium size price of one)	48.86	80.22	6.19
Beans brown,sold loose	330.73	39.15	-3.16
Beans:white black eye. sold loose	279.43	65.31	4.54
Beef Bone in	978.92	30.28	-1.49
Beef,boneless	1013.06	-5.14	-12.53
Bread sliced 500g	371.59	60.69	15.75
Bread unsliced 500g	280.97	-6.34	13.49
Broken Rice (Ofada)	850.23	64.73	0.85
Chicken Feet	850	28.3	-21.35
Chicken Wings	958.33	32.99	-4.38
Evaporated tinned milk carnation 170g	140	22.63	5.78
Evaporated tinned milk(peak), 170g	171.79	25.86	22.71
Frozen chicken	1375	35.25	-3.56
Gari white,sold loose	210.77	106.49	5.39
Gari yellow,sold loose	266.33	76.66	-5.49
Mudfish (aro) fresh	1142.48	60.66	13.29
Mudfish : dried	1850.86	31.45	0.59
Onion bulb	295.4	93.41	9.91
Rice agric sold loose	338.38	31.12	-0.14
Rice local sold loose	302.22	64.68	-0.31
Rice Medium Grained	411.32	90.02	14.82
Rice,imported high quality sold loose	424.78	81.21	7.89
Tomato	262.25	124.05	22.26
Yam tuber	216.47	59.98	20.14

# Selected Food Prices Watch

– February 2017

Plateau State



Item Labels	17-Feb	YoY %	MoM %
Agric eggs medium size	492.75	50.46	-0.86
Agric eggs(medium size price of one)	45.19	64.32	-3.89
Beans brown,sold loose	312.78	82.25	-2.92
Beans:white black eye. sold loose	255.48	21.93	-8.96
Beef Bone in	1,258.33	39.81	21.07
Beef,boneless	1,266.67	37.68	13.92
Bread sliced 500g	316.67	24.79	-4.89
Bread unsliced 500g	300	12.15	14.91
Broken Rice (Ofada)	307.53	53.18	1.28
Chicken Feet	850.33	75.19	5.15
Chicken Wings	1,000.19	99.37	5.82
Evaporated tinned milk carnation 170g	140.12	27.38	7.3
Evaporated tinned milk(peak), 170g	164.29	17.35	6
Frozen chicken	2060	46.53	13.41
Gari white,sold loose	243.39	91.24	0.81
Gari yellow,sold loose	340.3	74.01	24.74
Mudfish (aro) fresh	909.09	39.28	-15.14
Mudfish : dried	2,841.15	66.49	-1.24
Onion bulb	217.35	30.93	5.62
Rice agric sold loose	372.88	93.9	38.57
Rice local sold loose	291.13	91.04	14.73
Rice Medium Grained	320.54	65.61	4.34
Rice,imported high quality sold loose	393.1	76.61	3.82
Tomato	208.96	28.38	-3.92
Yam tuber	256.87	53.98	1.24

# Selected Food Prices Watch

– February 2017

Rivers State



ItemLabels	17-Feb	YoY %	MoM %
Agric eggs medium size	544.38	53.47	-0.38
Agric eggs(medium size price of one)	47.38	35.36	-4.95
Beans brown,sold loose	396.58	48.38	8.01
Beans:white black eye. sold loose	359.04	45.17	1.69
Beef Bone in	1083.48	32.85	3.93
Beef,boneless	1538.13	33.34	6.08
Bread sliced 500g	322.5	10.26	-19.02
Bread unsliced 500g	316.25	-0.52	2.22
Broken Rice (Ofada)	453.03	75.16	-14.46
Chicken Feet	914.44	18.63	11.47
Chicken Wings	1030	18.39	-20.1
Evaporated tinned milk carnation 170g	132.5	9.83	-4.24
Evaporated tinned milk(peak), 170g	174.75	27.09	1.98
Frozen chicken	1845	24.18	21.87
Gari white,sold loose	242.3	94.19	-1.03
Gari yellow,sold loose	253.55	13.12	0.14
Mudfish (aro) fresh	1069.05	18.84	-17.22
Mudfish : dried	2159.62	71.46	48.04
Onion bulb	222.64	4.55	-6.73
Rice agric sold loose	358.33	42.99	-14.84
Rice local sold loose	320.47	59.81	2.33
Rice Medium Grained	478.96	94.35	-16.46
Rice,imported high quality sold loose	543.92	95.94	17.79
Tomato	334.26	39.48	-32.41
Yam tuber	273.06	87.44	-9.25

# Selected Food Prices Watch

– February 2017

Sokoto State



Item Labels	17-Feb	YoY %	MoM %
Agric eggs medium size	489.99	35.23	3.99
Agric eggs(medium size price of one)	49.67	59.18	3.28
Beans brown,sold loose	286.86	56	-10.93
Beans:white black eye. sold loose	244.21	78.19	-0.04
Beef Bone in	1141.67	30.44	2.05
Beef,boneless	1340.71	36.62	2.68
Bread sliced 500g	350	58.97	16.12
Bread unsliced 500g	320.55	54.41	14.58
Broken Rice (Ofada)	293.32	95.78	6.75
Chicken Feet	728.33	45.67	4.05
Chicken Wings	808.75	24.42	7.83
Evaporated tinned milk carnation 170g	133.44	10.48	5.04
Evaporated tinned milk(peak), 170g	169.33	33.26	9.94
Frozen chicken	1600	5.98	-2.47
Gari white,sold loose	214.17	37.43	-0.62
Gari yellow,sold loose	275.75	60.5	-5.41
Mudfish (aro) fresh	1000	32.47	14.08
Mudfish : dried	1221.43	61.24	-5.73
Onion bulb	210.2	32.13	-14.18
Rice agric sold loose	275.67	82.83	0.19
Rice local sold loose	264.24	73.56	6.25
Rice Medium Grained	270.88	22.09	1.51
Rice,imported high quality sold loose	325.56	77.07	-8.6
Tomato	268.04	91.94	-1.02
Yam tuber	267.39	5.38	3.14

# Selected Food Prices Watch

– February 2017

Taraba State



ItemLabels	17-Feb	YoY %	MoM %
Agric eggs medium size	390	30	21.49
Agric eggs(medium size price of one)	40	30.61	1.74
Beans brown,sold loose	312.56	73.64	4.17
Beans:white black eye. sold loose	268.64	68.39	-8.84
Beef Bone in	1059	40.02	22.68
Beef,boneless	1,072.62	22.52	8.43
Bread sliced 500g	362.5	35.94	38.77
Bread unsliced 500g	337.5	68.75	13.97
Broken Rice (Ofada)	321.43	92.79	11.6
Chicken Feet	250.44	-12.25	23.55
Chicken Wings	550.57	10.11	-1.7
Evaporated tinned milk carnation 170g	140	16.67	5.22
Evaporated tinned milk(peak), 170g	176	31.59	22.49
Frozen chicken	1,200.98	2.2	3.86
Gari white,sold loose	212.48	47.35	9.85
Gari yellow,sold loose	208.31	37.39	1.11
Mudfish (aro) fresh	857.14	21.01	19.68
Mudfish : dried	1,610.96	6.13	-11.24
Onion bulb	297.02	34.83	-4.45
Rice agric sold loose	343.12	44.97	2.8
Rice local sold loose	260.73	100.63	8.16
Rice Medium Grained	254.34	14.33	0.73
Rice,imported high quality sold loose	365.68	58.36	-0.14
Tomato	179.17	-14.97	2.72
Yam tuber	135.58	-2	-1.46

# Selected Food Prices Watch

– February 2017

Yobe State




ItemLabels	17-Feb	YoY %	MoM %
Agric eggs medium size	360	3.1	15.1
Agric eggs(medium size price of one)	39.17	30.56	-2.37
Beans brown,sold loose	263.5	26.1	-2.22
Beans:white black eye. sold loose	259.77	20.33	6.06
Beef Bone in	1000	30.4	0.6
Beef,boneless	1000	16.52	-13.02
Bread sliced 500g	285	29.55	-5.91
Bread unsliced 500g	287	18.02	-6.26
Broken Rice (Ofada)	333.33	78.05	5.26
Chicken Feet	300	18.58	7.11
Chicken Wings	500	-0.54	-0.6
Evaporated tinned milk carnation 170g	140	7.69	0.85
Evaporated tinned milk(peak), 170g	150.56	6.16	1.25
Frozen chicken	2200	10	16.71
Gari white,sold loose	228.97	28.49	-8.07
Gari yellow,sold loose	208.33	34.33	-24.51
Mudfish (aro) fresh	950.11	21.12	14.47
Mudfish : dried	2000	8.11	14.77
Onion bulb	196.97	10.5	-33.99
Rice agric sold loose	379.43	82.76	44.35
Rice local sold loose	276.2	112.85	19.05
Rice Medium Grained	322.92	60.98	26.44
Rice,imported high quality sold loose	458.33	119.68	26.96
Tomato	158.33	2.22	-11.39
Yam tuber	141.34	35.04	-13.61



# Selected Food Prices Watch

– February 2017

Zamfara State



ItemLabels	17-Feb	YoY %	MoM %
Agric eggs medium size	547.86	54.57	-6.94
Agric eggs(medium size price of one)	49.7	63.97	4.77
Beans brown,sold loose	454.27	76.7	-1.45
Beans:white black eye. sold loose	232.3	32.65	13.7
Beef Bone in	1027.25	28.09	16.94
Beef,boneless	1234.33	50.76	3.99
Bread sliced 500g	261.43	12.85	13.04
Bread unsliced 500g	255.77	-4.53	14.16
Broken Rice (Ofada)	363.34	118	52.83
Chicken Feet	700	16.31	-2.69
Chicken Wings	950	22.27	0.45
Evaporated tinned milk carnation 170g	148.5	36.55	10.45
Evaporated tinned milk(peak), 170g	169.91	28.84	11.2
Frozen chicken	1300	-13.33	-3.02
Gari white,sold loose	204.82	58.3	-4.67
Gari yellow,sold loose	211.14	56.94	4.14
Mudfish (aro) fresh	941.67	-20.42	-2.39
Mudfish : dried	1440	22.55	1.41
Onion bulb	258.82	41.41	3.11
Rice agric sold loose	270.02	59.53	0.21
Rice local sold loose	313.68	90.23	33.86
Rice Medium Grained	322.92	73.74	21.77
Rice,imported high quality sold loose	351.82	53.06	5.05
Tomato	228.48	15.36	1.57
Yam tuber	225.89	57.8	-2.98

# Methodology

Field work is done solely by over 700 NBS Staff in all States of the federation supported by supervisors who are monitored by internal and external observers.

Fuel Prices are collected across all the 774 local governments across all States and the FCT from over 10,000 respondents and locations and reflect actual prices households state they actually bought those fuels together with the prices reportedly sold by the fuel suppliers.

The average of all these prices is then reported for each state and the average for the country is the average for the state.

NBS audit team subsequently conducts randomly selected verification of prices recorded.

# APPENDIX

## SELECTED FOOD PRICES WATCH

AVERAGE PRICES REPORTEDLY PAID BY HOUSEHOLDS ACROSS VARIOUS RURAL AND URBAN MARKETS AND  
INFORMAL ARRANGEMENTS NGN

ItemLabels	Unit of Measurement	Jan-16	Feb-16	Mar-16	Apr-16	May-16	Jun-16	Jul-16	Aug-16	Sep-16	Oct-16	Nov-16	Dec-16	Jan-17	Feb-17	Year on Year % (Feb 2017 & Feb 2016)
Agric eggs medium size	1 Dozen	328.84	338.80	350.92	367.75	370.01	380.03	374.55	378.73	435.20	472.77	430.73	439.87	512.99	520.16	53.5
Agric eggs(medium size price of one)	1 Piece	29.75	30.00	31.20	35.90	33.98	34.20	33.79	33.99	37.20	42.03	39.05	39.40	47.42	42.90	43.0
Beans brown,sold loose	1Kg	236.81	238.02	240.91	263.57	256.41	276.59	288.32	293.56	305.29	345.48	357.26	347.60	353.60	337.11	41.6
Beans:white black eye. sold loose	1Kg	206.05	208.36	217.64	229.32	228.20	256.69	260.73	260.91	282.70	295.85	299.89	296.98	305.53	309.85	48.7
Beef Bone in	1Kg	811.24	790.98	826.96	884.99	865.16	851.81	884.06	910.41	953.91	979.61	965.59	948.07	1001.24	995.65	25.8
Beef,boneless	1Kg	977.33	1036.45	1004.41	1022.57	1047.33	1031.23	1055.21	1060.67	1145.29	1218.62	1153.03	1162.42	1249.48	1270.67	22.6
Bread sliced 500g	1 loaf	225.40	240.18	259.29	249.73	248.67	276.97	306.35	265.22	293.43	305.27	305.72	296.05	302.87	299.75	24.8

Bread unsliced 500g	1 loaf	208.65	270.65	225.97	222.26	222.51	275.38	299.90	245.20	274.57	264.29	298.06	272.97	270.25	<b>264.86</b>	-2.1
Broken Rice (Ofada)	1Kg	263.26	277.30	289.41	302.81	309.38	337.73	338.69	335.89	342.86	353.59	360.95	375.65	377.41	<b>392.04</b>	41.3
Chicken Feet	1Kg	595.48	610.78	648.57	651.19	654.37	655.43	669.60	680.88	733.23	735.78	703.38	713.11	765.28	<b>785.42</b>	28.5
Chicken Wings	1Kg	683.73	822.23	695.50	727.31	774.25	770.29	764.76	765.61	830.05	868.80	831.38	856.66	919.09	<b>963.46</b>	17.1
Evaporated tinned milk carnation 170g	1 unit	119.42	120.46	122.79	127.62	129.54	124.47	128.91	125.27	131.91	136.80	139.60	134.51	136.29	<b>140.53</b>	16.6
Evaporated tinned milk(peak), 170g	1 unit	137.62	137.88	139.16	140.93	143.80	141.21	141.65	142.39	148.57	154.47	149.45	151.32	157.75	<b>166.14</b>	20.5
Frozen chicken	1 unit	1149.31	1209.98	1176.47	1327.22	1231.71	1236.64	1257.81	1297.97	1327.22	1336.68	1282.77	1401.69	1419.75	<b>1428.95</b>	18.1
Gari white,sold loose	1Kg	132.46	135.46	144.04	163.36	176.72	181.07	187.74	191.50	191.79	191.02	215.23	217.71	219.56	<b>260.94</b>	92.6
Gari yellow,sold loose	1Kg	156.41	157.40	166.40	186.73	202.32	200.70	211.88	216.46		225.63	233.63	235.81	255.83	<b>250.45</b>	59.1
Mudfish (aro) fresh	1Kg	793.21	839.33	823.62	809.43	860.15	859.50	864.09	890.04	896.95	944.06	923.05	956.26	994.37	<b>998.71</b>	18.9
Mudfish : dried	1Kg	1332.64	1372.69	1383.18	1448.41	1490.34	1538.40	1511.28	1538.86	1587.50	1645.84	1599.72	1726.75	1812.03	<b>1955.10</b>	42.4
Onion bulb	1Kg	202.41	195.28	190.80	189.11	188.51	207.67	197.76	202.42	234.03	250.55	259.62	255.72	258.92	<b>241.44</b>	23.6

Rice agric sold loose	1Kg	202.67	213.32	227.22	250.19	271.09	288.06	289.60	313.19	304.32	314.98	332.30	338.92	324.01	<b>355.41</b>	66.6
Rice local sold loose	1Kg	163.29	172.74	200.43	217.94	235.01	258.67	268.27	289.30	284.50	281.67	298.68	298.75	286.19	<b>306.29</b>	77.3
Rice Medium Grained	1Kg	200.01	201.72	214.90	236.69	248.80	267.91	271.05	297.65	298.27	298.14	323.66	325.41	312.08	<b>352.69</b>	74.8
Rice,imported high quality sold loose	1Kg	239.08	244.25	270.14	298.86	316.83	336.56	338.07	370.30	365.21	388.79	410.53	410.55	402.01	<b>410.58</b>	68.1
Tomato	1Kg	223.50	209.16	207.24	247.76	390.66	341.73	340.79	274.36	283.23	279.34	264.95	266.82	247.55	<b>236.62</b>	13.1
Yam tuber	1Kg	147.71	149.77	156.59	175.72	182.83	219.86	207.62	199.62	201.72	202.89	209.50	219.69	210.58	<b>215.55</b>	43.9
<b>Average %</b>																<b>39.2</b>

# Acknowledgements/Contacts

## Acknowledgements

We acknowledge our technical partners, Proshare in the design, concept and production of this publication.





## Contact Us

 @nigerianstat

 NBSNigeria

 [www.nigerianstat.gov.ng](http://www.nigerianstat.gov.ng)

 **Head Office Address**  
Plot 762, Independence Avenue, Central  
Business District, FCT, Abuja Nigeria.

 +234 803 386 5388

 [feedback@nigerianstat.gov.ng](mailto:feedback@nigerianstat.gov.ng)