

Transport Fare Watch

(APRIL 2017)

Report Date: May 2017

Data Source: National Bureau of Statistics



NATIONAL BUREAU OF STATISTICS

Executive Summary

Contents

.....	1
Average Transport Fare Across States	
-States Bus Journey Within City, Per Drop Constant Route	3
2	4
-States Bus Journey Intercity, State Route, Charge per person	5
-Air Fare Charge for Specified Routes Single Journey	
-Journey by Motorcycle (Okada) Per Drop	
-Waterway Passenger Transport	6

Average Transport Fare by Categories - All States

Abia	7
Abuja	8
Adamawa	9
Akwa Ibom	10
Anambra	11
Bauchi	12
Bayelsa	13
Benue	14
Borno	15
Cross River	16
Delta	17
Ebonyi	18
Edo	19
Ekiti	20
Enugu	21
Gombe	22
Imo	23
Jigawa	24
Kaduna	25
Kano	26
Katsina	27
Kebbi	28
Kogi	29
Kwara	30
Lagos	31
Nassarawa	32
Niger	33
Ogun	34
Ondo	35
Osun	36
Oyo	37

Executive Summary

Plateau	38
Rivers	39
Sokoto	40
Taraba	41
Yobe	42
Zamfara	43

Methodology	44
-------------------	----

Acknowledgment and Contact	45
----------------------------------	----

The transport fare watch report for April 2017 covers the following categories namely bus journey within the city per drop constant route ; bus journey intercity, state route, charge per person; air fare charge for specified routes single journey; journey by motorcycle (okada) per drop; and water way passenger transport.

Average fare paid by commuters for bus journey within the city increased by 5.43% month-on-month and by 59.29% year-on-year to N134.66 in April 2017 from N127.72 in March 2017.

States with highest bus journey fare within city in April 2017 were Abuja (N255.00), Cross River (N210.54) & Adamawa (N200) while States with lowest bus journey fare within city in April 2017 were Enugu (N75.88), Yobe (N62.50) & Borno (N60.00).

Average fare paid by commuters for bus journey intercity increased by 8.22% month-on-month and 34.21% year-on-year to N1,587.04 in April 2017 from N1,466.46 in March 2017.

States with highest bus journey within city in April 2017 were Abuja (N4,825.00), Adamawa (N3,500.00) & Borno (N2,563.64) while States with lowest bus journey fare within city in April 2017 were Jigawa (N950.00), Katsina (N930.00) & Abia (N850.00).

Average fare paid by air passengers for specified routes single journey increased by 0.70% month-on-month and by 29.89% year-on-year to N30,803.03 in April 2017 from N30,587.40 in March 2017.

States with highest air fare in April 2017 were Jigawa (N40,000.11), Edo (N40,000.00) & Abuja FCT (N36,000) while States with lowest air fare in April 2017 were Katsina (N22,500.00), Kogi (N22,500.65) & Plateau (N25,000).

Average fare paid by commuters for journey by motorcycle per drop increased by 3.61% month-on-month and 14.39% year-on-year to N100.82 in April 2017 from N97.31 in March 2017.

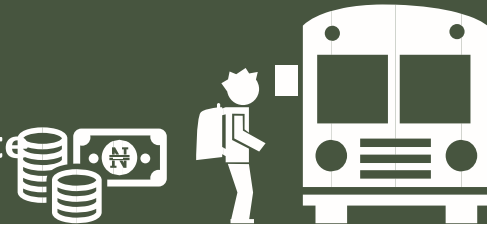
States with highest journey fare by motorcycle per drop in April 2017 were Bayelsa (N186.00), Rivers (N184.55) & Akwa Ibom (N174.29) while states with lowest journey fare by motorcycle per drop in April 2017 were Niger (N58.57), Ekiti (N57.67) & Zamfara (N53.00).

Average fare paid by passengers for water way passenger transport increased by 2.90% month-on-month and 15.57% year-on-year to N597.56 in April 2017 from N580.70 in March 2017.

States with highest fare by water way passenger transport in April 2017 were Bayelsa (N2,133.33), Delta (N1,666.67) & Cross River (N1,650.00) while states with lowest fare by water way passenger transport in April 2017 were Abuja (N230.00), Gombe (N171.00) & Borno (N137.00).

Transport Fare Watch - April 2017

Average Transport Fare Across States -Bus Journey Within City , Per Drop Constant Route



Average

N134.66

STATE	Apr-17	YoY %	MoM %
Abia	116.67	20.69%	-4.55%
Abuja	255	191.43%	-2.86%
Adamawa	200	196.30%	66.67%
Akwa Ibom	160	6.67%	0.00%
Anambra	95.64	36.95%	0.19%
Bauchi	90	28.57%	-40.00%
Bayelsa	150	114.29%	66.67%
Benue	130	82.46%	3.26%
Borno	60	28.57%	3.45%
Cross River	210.54	40.36%	0.69%
Delta	128.25	32.67%	0.37%
Ebonyi	200	95.98%	13.64%
Edo	160	36.17%	-0.78%
Ekiti	194	86.09%	16.40%
Enugu	75.88	-6.65%	4.48%
Gombe	89	71.93%	0.38%
Imo	127.78	36.90%	-0.76%
Jigawa	157.5	75.00%	0.53%
Kaduna	132	30.37%	1.54%
Kano	137.5	77.42%	0.45%
Katsina	200	100.00%	1.69%
Kebbi	108.5	117.00%	1.72%
Kogi	102.67	105.33%	2.40%
Kwara	166.67	122.22%	11.11%
Lagos	148.33	15.48%	5.24%
Nassarawa	150	50.00%	50.00%
Niger	120	20.00%	0.00%
Ogun	166.67	105.13%	6.38%
Ondo	109	56.51%	0.62%
Osun	106.62	32.85%	-0.29%
Oyo	160	86.96%	1.59%
Plateau	91.25	4.29%	14.06%
Rivers	103.33	3.33%	3.33%
Sokoto	112.5	87.50%	12.50%
Taraba	101	81.17%	0.02%
Yobe	62.5	22.91%	4.17%
Zamfara	103.67	76.14%	1.41%

STATES WITH HIGHEST BUS JOURNEY FARE WITHIN CITY IN APRIL 2017

ABUJA FCT **N255.00**

CROSS RIVER **N210.54**

ADAMAWA **N200.00**

STATES WITH LOWEST BUS JOURNEY FARE WITHIN CITY IN APRIL 2017

BORNO **N75.88**

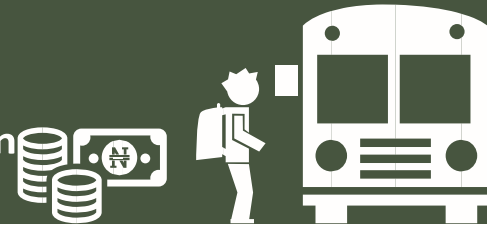
YOBE **N62.50**

ENUGU **N60.00**

Transport Fare Watch - April 2017

Average Transport Fare Across States

-Bus Journey Intercity, State Route, Charge Per Person



Average

N1,587.04

STATE	Apr-17	YoY %	MoM %
Abia	850	58.75%	9.68%
Abuja	4825	93.00%	7.22%
Adamawa	3500	70.04%	7.14%
Akwa Ibom	1000	57.89%	12.11%
Anambra	1363.64	106.90%	35.14%
Bauchi	1150	29.58%	15.29%
Bayelsa	1071.43	7.14%	7.14%
Benue	2175.89	8.79%	1.18%
Borno	2563.64	70.91%	0.04%
Cross River	1393.33	1.70%	13.36%
Delta	1290.91	87.43%	10.81%
Ebonyi	1200	82.74%	20.00%
Edo	1433.33	46.88%	27.15%
Ekiti	1627.27	24.87%	11.46%
Enugu	1260	71.78%	17.64%
Gombe	1390	127.25%	-0.71%
Imo	1231.25	59.98%	18.88%
Jigawa	950	40.74%	5.55%
Kaduna	1320	28.78%	12.12%
Kano	963.64	38.49%	16.95%
Katsina	930	50.81%	0.15%
Kebbi	1442.86	36.49%	7.14%
Kogi	1681.25	-3.93%	4.15%
Kwara	2040	31.61%	2.00%
Lagos	2194.44	22.29%	7.74%
Nassarawa	1280	106.34%	28.00%
Niger	2320	28.89%	1.85%
Ogun	1447.06	13.19%	11.53%
Ondo	1543.75	-9.06%	9.37%
Osun	1400	-1.68%	7.26%
Oyo	1100	16.70%	0.57%
Plateau	1455.56	-3.76%	1.89%
Rivers	1523.08	2.39%	4.56%
Sokoto	1875	55.92%	1.35%
Taraba	1572.73	0.65%	10.09%
Yobe	1100	-4.35%	10.00%
Zamfara	1255.38	22.17%	1.24%

STATES WITH HIGHEST BUS JOURNEY FARE INTERCITY WITHIN STATE IN APRIL 2017

ABUJA FCT **N4,825.00**

ADAMAWA **N3,500.00**

BORNO **N2,563.64**

STATES WITH LOWEST BUS JOURNEY FARE INTERCITY WITHIN STATE IN APRIL 2017

JIGAWA **N950.00**

KATSINA **N930.00**

ABIA **N850.00**

Transport Fare Watch - April 2017

Average Transport Fare Across States

-Air Fare Charge For Specified Routes Single Journey



Average

N30,803.03

STATES WITH HIGHEST AIR FARE IN APRIL 2017

JIGAWA **N40,000.11**

EDO **N40,000.00**

ABUJA FCT **N36,000.00**

STATES WITH LOWEST AIR FARE IN APRIL 2017

PLATEAU **N25,000.00**

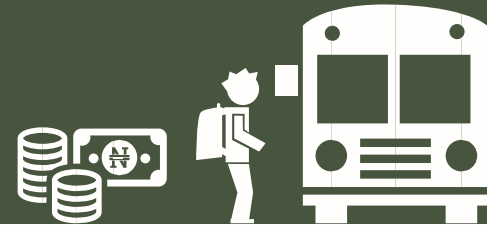
KOGI **N22,500.65**

KATSINA **N22,500.00**

STATE	Apr-17	YoY %	MoM %
Abia	35,000.00		1.01%
Abuja	36,000.00	50.00%	2.86%
Adamawa	35,000.00	29.63%	0.00%
Akwa Ibom	35,000.00	39.12%	-1.69%
Anambra	29,500.00		2.61%
Bauchi	35,000.00		13.64%
Bayelsa	30,800.34	5.92%	-12.00%
Benue	30,000.00	49.06%	3.42%
Borno	35,000.00	16.67%	4.48%
Cross River	35,000.00	34.62%	-0.94%
Delta	35,000.00	81.82%	0.00%
Ebonyi	28,580.45		0.00%
Edo	40,000.00	42.86%	0.00%
Ekiti	25,580.34		0.00%
Enugu	33,000.00	58.40%	-1.49%
Gombe	33,000.00	32.00%	0.00%
Imo	30,000.00	35.51%	0.00%
Jigawa	40,000.11		0.00%
Kaduna	26,580.00	23.14%	3.59%
Kano	31,000.00	106.67%	10.71%
Katsina	22,500.00	49.06%	0.90%
Kebbi	28,600.00	35.34%	0.35%
Kogi	22,500.65		0.00%
Kwara	35,000.00	42.86%	0.00%
Lagos	32,500.00	21.87%	0.00%
Nassarawa	27,000.00		0.00%
Niger	28,000.00	34.55%	0.46%
Ogun	27,000.00		0.00%
Ondo	30,000.00	20.00%	0.00%
Osun	25,500.00		2.00%
Oyo	30,000.00	33.33%	0.00%
Plateau	25,000.00	0.00%	0.00%
Rivers	30,000.00	20.00%	0.00%
Sokoto	30,000.00	3.45%	1.69%
Taraba	35,000.00	40.00%	-1.52%
Yobe	26,570.00		0.04%
Zamfara	25,500.11		0.00%

Transport Fare Watch - April 2017

Average Transport Fare Across States -Journey by Motorcycle (Okada) Per Drop



Average

N100.82

STATE	Mar-17	YoY %	MoM %
Abia	125	19.05%	-17.36%
Abuja	86.67	57.58%	4.84%
Adamawa	71.54	2.20%	1.55%
Akwa Ibom	164.29	7.14%	19.79%
Anambra	108.18	54.55%	4.39%
Bayelsa	60	-56.36%	-60.00%
Bauchi	185.71	257.14%	178.57%
Benue	82.22	-20.75%	-25.25%
Borno	70.56	40.53%	-5.92%
Cross River	141.67	4.29%	33.80%
Delta	81.11	4.66%	-0.86%
Ebonyi	128.57	85.89%	10.20%
Edo	153.33	25.17%	1.66%
Ekiti	57.33	7.92%	6.83%
Enugu	137	14.17%	4.18%
Gombe	62.5	-12.94%	-4.66%
Imo	146.88	28.36%	1.29%
Jigawa	71.43	21.58%	-7.14%
Kaduna	66	24.72%	-5.71%
Kano	109.17	29.96%	22.81%
Katsina	58.5	13.68%	0.55%
Kebbi	65.63	9.81%	8.31%
Kogi	93.08	45.43%	-11.36%
Kwara	62.14	20.28%	1.69%
Lagos	127.5	38.78%	5.00%
Nassarawa	71.82	43.64%	0.99%
Niger	57.78	23.81%	-0.38%
Ogun	82.11	7.92%	-0.81%
Ondo	113.81	15.25%	-9.59%
Osun	117.05	28.62%	2.77%
Oyo	70	17.51%	13.95%
Plateau	62	24.00%	-1.36%
Rivers	179.17	19.44%	17.49%
Sokoto	100	66.67%	36.36%
Taraba	108.57	80.95%	4.11%
Yobe	70	40.00%	-7.35%
Zamfara	52.22	4.44%	-3.45%

STATES WITH HIGHEST MOTOCYCLE (OKADA) JOURNEY FARE IN APR017

BAYELSA **N186.00**

RIVERS **N184.55**

AKWA IBOM **N174.29**

STATES WITH LOWEST MOTOCYCLE (OKADA) JOURNEY FARE IN APR017

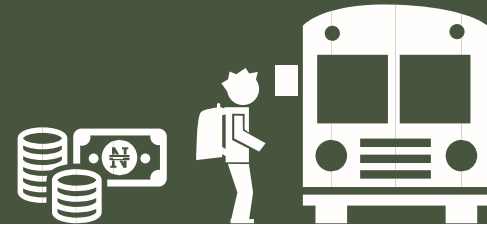
NIGER **N58.57**

EKITI **N57.67**

ZAMFARA **N53.00**

Transport Fare Watch - April 2017

Average Transport Fare Across States -Waterway Passenger Transport



Average

N597.56

STATE	Apr-17	YoY %	MoM %
Abia	350	-1.61%	2.84%
Abuja	230	42.47%	4.38%
Adamawa	420.55	29.13%	5.10%
Akwa Ibom	1550	10.71%	3.33%
Anambra	450	11.74%	2.07%
Bauchi	420	7.23%	1.04%
Bayelsa	2133.33	6.40%	0.22%
Benue	520	4.00%	4.00%
Borno	137	22.62%	0.62%
Cross River	1650	10.00%	9.94%
Delta	1666.67	7.53%	2.56%
Ebonyi	366	-1.77%	0.18%
Edo	900	78.87%	-0.05%
Ekiti	500.65	24.27%	0.00%
Enugu	530	38.60%	0.85%
Gombe	171	69.93%	0.26%
Imo	457	14.25%	0.08%
Jigawa	555.78	11.16%	0.89%
Kaduna	323	220.97%	0.14%
Kano	382	16.26%	0.53%
Katsina	490.75	21.75%	0.43%
Kebbi	231	-23.16%	0.15%
Kogi	380	89.60%	8.57%
Kwara	503	42.81%	0.29%
Lagos	500	20.00%	0.00%
Nassarawa	390	-8.07%	1.09%
Niger	300	10.19%	0.00%
Ogun	600	33.33%	9.09%
Ondo	600	9.09%	0.00%
Osun	470	22.83%	2.12%
Oyo	456.8	13.45%	0.67%
Plateau	300.12	49.75%	0.00%
Rivers	1600	-5.88%	11.11%
Sokoto	474.5	9.54%	0.13%
Taraba	420.56	29.13%	5.08%
Yobe	355	26.44%	1.30%
Zamfara	325	34.85%	1.46%

STATES WITH HIGHEST WATERWAY PASSENGER TRANSPORT IN APR 2017

BAYELSA **N2,133.33**

DELTA **N1,666.67**

CROSS RIVER **N1,650.00**

STATES WITH LOWEST WATERWAY PASSENGER TRANSPORT IN APR 2017

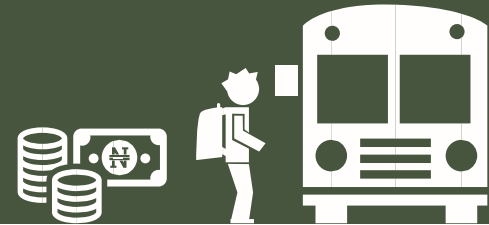
ABUJA FCT **N230.00**

GOMBE **N171.00**

BORNO **N137.00**

Transport Fare Watch - April 2017

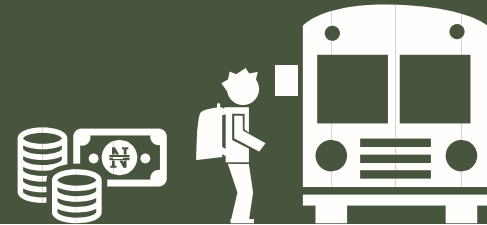
Average Transport Fare by Categories -Abia State



Months	Bus journey within city , per drop constant route	Bus journey intercity, state route, charge per person	Air fare charge for specified routes single journey	Journey by motorcycle (okada) per drop	Water transport : water way passenger transportation
Apr-16	96.67	535.42	25157.83	124.33	355.72
May-16	84.71	463.1	25210.66	128.94	357.57
Jun-16	73.82	503.33	25263.6	102.92	359.43
Jul-16	73.82	560.33	30000	107.5	361.3
Aug-16	121.61	428.57	30063	108.13	363.18
Sep-16	114.29	450.65	30126.13	116.43	365.07
Oct-16	109.37	593.09	23463.35	141.19	366.97
Nov-16	128.57	407.14	23512.62	129.44	368.87
Dec-16	130.52	628.57	33562	152.78	370.79
Jan-17	130.65	593.33	33562	155.38	371.16
Feb-17	130.83	683.33	33562	151.25	371.26
Mar-17	122.22	775	34650	125	340.34
Apr-17	116.67	850	35000	152.86	350
YoY %	20.69	58.75	39.12	22.94	-1.61
MoM %	-4.55	9.68	1.01	22.29	2.84

Transport Fare Watch - April 2017

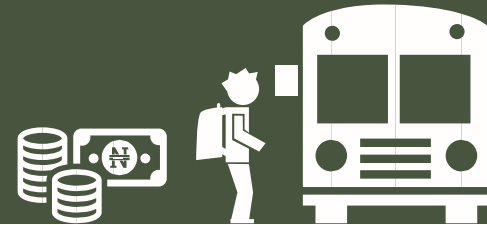
Average Transport Fare by Categories -Abuja FCT



Months	Bus journey within city , per drop constant route	Bus journey intercity, state route, charge per person	Air fare charge for specified routes single journey	Journey by motorcycle (okada) per drop	Water transport : water way passenger transportation
Apr-16	87.5	2500	24000	60	161.44
May-16	75	2500	24000	57.5	161.78
Jun-16	75	5000	24000	62.5	162.12
Jul-16	75	5000	25000	62.5	162.46
Aug-16	83.33	4600	24000	57.5	162.8
Sep-16	125	4675	24000	72.5	150
Oct-16	185.74	4567.74	25365.39	80.63	150
Nov-16	250	5000	25418.66	85	150.32
Dec-16	300	5333.33	35000	87.5	250.63
Jan-17	290.55	4960	35000	82.5	220.55
Feb-17	257.5	4566.67	35000	82.67	220.76
Mar-17	262.5	4500	35000	86.67	220.34
Apr-17	255	4825	36000	85	230
YoY %	191.43	93	50	41.67	42.47
MoM %	-2.86	7.22	2.86	-1.92	4.38

Transport Fare Watch - April 2017

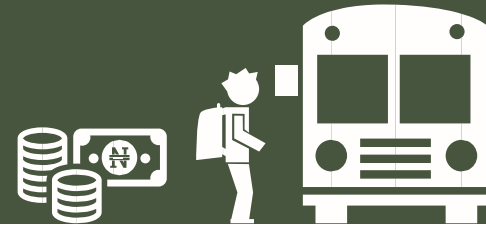
Average Transport Fare by Categories -Adamawa State



Months	Bus journey within city , per drop constant route	Bus journey intercity, state route, charge per person	Air fare charge for specified routes single journey	Journey by motorcycle (okada) per drop	Water transport : water way passenger transportation
Apr-16	67.5	2058.33	27000	70.15	325.68
May-16	100	1500	26000	70.29	326.37
Jun-16	70	1500	26000	70.44	327.05
Jul-16	70	1500	24000	70.59	327.74
Aug-16	70.15	1450	24050.4	70.74	328.43
Sep-16	90	1450	24000	70.89	329.12
Oct-16	92.26	1450	29970.41	70	482.81
Nov-16	100	1450.98	26000	70	483.83
Dec-16	250	3500	37000	70.15	484.84
Jan-17	200	3500.45	37700	70.55	420.55
Feb-17	200	3350	35000	70.45	422.55
Mar-17	200	3266.67	35000	71.54	400.13
Apr-17	200	3500	35000	72	420.55
YoY %	196.3	70.04	29.63	2.64	29.13
MoM %	0	7.14	0	0.64	5.1

Transport Fare Watch - April 2017


Average Transport Fare by Categories -Akwa Ibom State



Months	Bus journey within city , per drop constant route	Bus journey intercity, state route, charge per person	Air fare charge for specified routes single journey	Journey by motorcycle (okada) per drop	Water transport : water way passenger transportation
Apr-16	150	633.33	25158.15	195.83	1400
May-16	100	800	25210.99	155	1500
Jun-16	100	725	25263.93	161.67	850
Jul-16	100	830	35000	160.33	1000
Aug-16	150	775	27000	153.33	1200
Sep-16	100	1133.33	27000	160	1202.52
Oct-16	114.01	718.29	26406	187.17	1046.84
Nov-16	150	830	27000	162.5	1000
Dec-16	167.5	1133.33	35000	164.17	1500
Jan-17	132.5	900	35000	158.75	1350
Feb-17	150	875	35000	137.14	1350
Mar-17	160	892	35600	164.29	1500
Apr-17	160	1000	35000	174.29	1550
YoY %	6.67	57.89	39.12	-11	10.71
MoM %	0	12.11	-1.69	6.09	3.33

Transport Fare Watch - April 2017

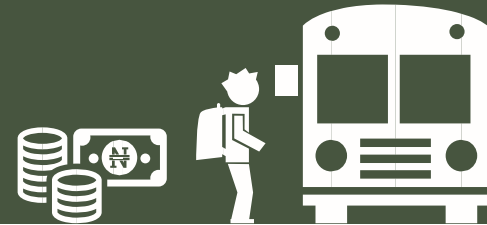
Average Transport Fare by Categories -Anambra State



Months	Bus journey within city , per drop constant route	Bus journey intercity, state route, charge per person	Air fare charge for specified routes single journey	Journey by motorcycle (okada) per drop	Water transport : water way passenger transportation
Apr-16	69.83	659.09	26868.56	102.33	402.74
May-16	70.56	560.42	26924.99	78.06	403.58
Jun-16	66.06	589.58	26981.53	79.17	404.43
Jul-16	64.32	550	27038.19	77.92	405.28
Aug-16	65.58	630	27094.97	99.17	406.13
Sep-16	103.75	900	27190.87	80	406.98
Oct-16	82.15	811.63	25770.68	100.12	481.37
Nov-16	95.76	806.25	27251.71	100.12	482.38
Dec-16	125.55	1100	27133.99	130.12	483.39
Jan-17	100	900	27152.99	110	464.36
Feb-17	92.73	859.09	27152.99	103.64	464.56
Mar-17	95.45	1009.09	28750.34	108.18	440.89
Apr-17	95.64	1363.64	29500	108.64	450
YoY %	36.95	106.9	9.79	6.16	11.74
MoM %	0.19	35.14	2.61	0.42	2.07

Transport Fare Watch - April 2017

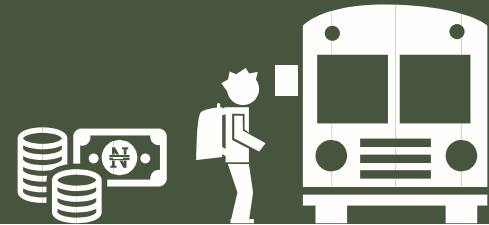
Average Transport Fare by Categories -Bauchi State



Months	Bus journey within city , per drop constant route	Bus journey intercity, state route, charge per person	Air fare charge for specified routes single journey	Journey by motorcycle (okada) per drop	Water transport : water way passenger transportation
Apr-16	70	887.5	25000	80	391.69
May-16	92.5	641.67	25250	78.75	392.51
Jun-16	85	775	25303.03	86.67	393.33
Jul-16	70	850	24000	75	394.16
Aug-16	70.11	875	24050.4	61.07	394.99
Sep-16	70.21	850.67	24100.91	50	350
Oct-16	75	802.09	25312.39	56.32	481.37
Nov-16	75	725	25365.55	75	400
Dec-16	85	966.67	25418.82	75	480.84
Jan-17	70	850	25418.82	64	410.08
Feb-17	100	850	35000	66.67	420.08
Mar-17	90	1000	35000	60	415.67
Apr-17	90	1150	35000	60	420
YoY %	28.57	29.58	40	-25	7.23
MoM %	0	15	0	0	1.04

Transport Fare Watch - April 2017

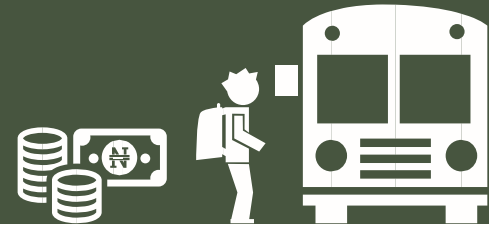
Average Transport Fare by Categories -Bayelsa State



Months	Bus journey within city , per drop constant route	Bus journey intercity, state route, charge per person	Air fare charge for specified routes single journey	Journey by motorcycle (okada) per drop	Water transport : water way passenger transportation
Apr-16	133.77	1000	29079.67	127.5	2005
May-16	131.9	1275	29140.73	120	1832.14
Jun-16	131.67	1000	29201.93	120	1616.67
Jul-16	135.67	1016.67	29263.25	120	1775
Aug-16	137.67	1000	29324.7	120	1780
Sep-16	135.25	1000	29386.29	120.25	1783.74
Oct-16	130.25	1248.7	25642.23	120	1965.26
Nov-16	138.25	1000	25400	124.17	2265.76
Dec-16	160.25	1412.5	29500.21	183.33	2565.26
Jan-17	151.43	1157.14	29500.21	150	2228.57
Feb-17	127.43	1011.11	29500.21	150	1933.33
Mar-17	150	997.5	30800.34	185.71	2128.57
Apr-17	150	1071.43	30800.34	186	2133.33
YoY %	12.14	7.14	5.92	45.88	6.4
MoM %	0	7.41	0	0.15	0.22

Transport Fare Watch - April 2017

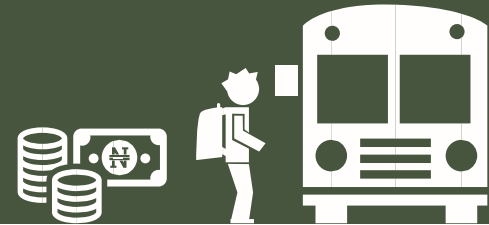
Average Transport Fare by Categories -Benue State



Months	Bus journey within city , per drop constant route	Bus journey intercity, state route, charge per person	Air fare charge for specified routes single journey	Journey by motorcycle (okada) per drop	Water transport : water way passenger transportation
Apr-16	71.25	2000	20126.26	70	500
May-16	66.67	1875	20168.53	78.13	425
Jun-16	66.67	1875	20210.88	78.89	350
Jul-16	66.67	1875	20253.33	72.08	350
Aug-16	66.67	1368.18	20295.86	95	350
Sep-16	66.67	1571.43	20338.48	85.42	425
Oct-16	101.55	1571.43	28770.68	117.55	392.39
Nov-16	111.55	2000	28810.1	119.55	450
Dec-16	147.5	2200	28840.6	120.55	600
Jan-17	127.5	1650	28849.88	116.36	500
Feb-17	132.5	1881.82	28849.88	110	485
Mar-17	125.89	2150.57	29008.13	82.22	500
Apr-17	130	2175.89	30000	95	520
YoY %	82.46	8.79	49.06	35.71	4
MoM %	3.26	1.18	3.42	15.54	4

Transport Fare Watch - April 2017

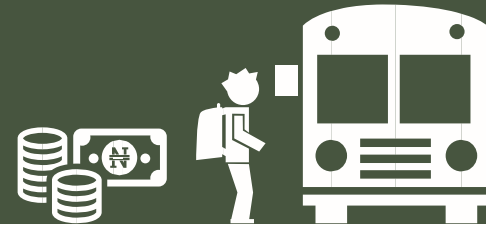
Average Transport Fare by Categories -Borno State



Months	Bus journey within city , per drop constant route	Bus journey intercity, state route, charge per person	Air fare charge for specified routes single journey	Journey by motorcycle (okada) per drop	Water transport : water way passenger transportation
Apr-16	46.67	1500	30000	87.5	111.73
May-16	49	1500	25005	50	108.7
Jun-16	43.75	1750	32000	75	117.31
Jul-16	47.5	1500	30000	50	114.14
Aug-16	50	1587.5	30000	50	123.18
Sep-16	62.5	1500	30063	50	114.92
Oct-16	51.69	1500	29310.66	59.96	110.34
Nov-16	75	1500	35000	75	120.67
Dec-16	85	2000	35000	100	126.7
Jan-17	50	2100	35878.89	80	117.17
Feb-17	68.75	2333.33	35878.89	75	117.89
Mar-17	58	2562.5	33500	70.56	136.15
Apr-17	60	2563.64	35000	70	137
YoY %	28.57	70.91	16.67	-20	22.62
MoM %	3.45	0.04	4.48	-0.79	0.62

Transport Fare Watch - April 2017

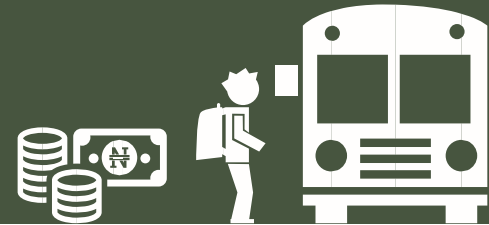
Average Transport Fare by Categories -Cross River State



Months	Bus journey within city , per drop constant route	Bus journey intercity, state route, charge per person	Air fare charge for specified routes single journey	Journey by motorcycle (okada) per drop	Water transport : water way passenger transportation
Apr-16	150	1370	26000	138.89	1500
May-16	186.9	1200	24000	124.72	1375
Jun-16	190	1200	22500	121.67	1500
Jul-16	195	1200	23250	115.83	1350
Aug-16	200	1200	25833.33	140	1425
Sep-16	203.75	1480.36	24750	117.5	1587.5
Oct-16	209.8	1317.79	25077.45	112.17	1658.33
Nov-16	218.75	1316.29	27625	120.83	1865.83
Dec-16	253.75	1364.29	35650	143.96	2216.67
Jan-17	210	1180	35758	116	1750.89
Feb-17	223.33	1316.67	35758	105.88	1700
Mar-17	209.09	1229.17	35333.33	141.67	1500.77
Apr-17	210.54	1393.33	35000	156.67	1650
YoY %	40.36	1.7	34.62	12.8	10
MoM %	0.69	13.36	-0.94	10.59	9.94

Transport Fare Watch - April 2017

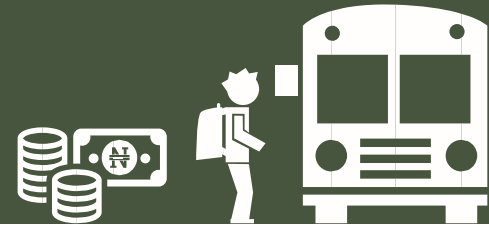
Average Transport Fare by Categories -Delta State



Months	Bus journey within city , per drop constant route	Bus journey intercity, state route, charge per person	Air fare charge for specified routes single journey	Journey by motorcycle (okada) per drop	Water transport : water way passenger transportation
Apr-16	96.67	688.75	19250	73	1550
May-16	96.67	950	25000	78.75	2000
Jun-16	96.67	812.5	36000	79.29	1625
Jul-16	149	812.5	37000	74.29	1500
Aug-16	149	812.5	35500	74.33	1550
Sep-16	149.31	812.5	35574.55	74.49	1550
Oct-16	149.31	812.5	30780.7	90.42	1513.21
Nov-16	186.43	1100	35000	90.42	1513.21
Dec-16	196.43	1200	35500	94.38	2000
Jan-17	153.33	1110	35900	80	1833.33
Feb-17	138.89	1009.09	35000	81.82	1633.33
Mar-17	127.78	1165	35000	81.11	1625
Apr-17	128.25	1290.91	35000	86	1666.67
YoY %	32.67	87.43	81.82	17.81	7.53
MoM %	0.37	10.81	0	6.03	2.56

Transport Fare Watch - April 2017

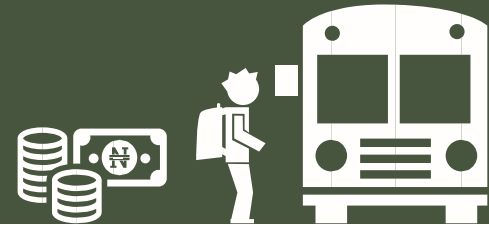
Average Transport Fare by Categories -Ebonyi State



Months	Bus journey within city , per drop constant route	Bus journey intercity, state route, charge per person	Air fare charge for specified routes single journey	Journey by motorcycle (okada) per drop	Water transport : water way passenger transportation
Apr-16	102.05	656.67	22500	93.33	372.59
May-16	103.5	637.5	23000	92.5	373.37
Jun-16	105.66	633.33	23048.3	86.67	374.15
Jul-16	105.86	631.25	23096.7	74.17	374.94
Aug-16	105.76	614.58	23145.2	77.92	375.73
Sep-16	105.79	823.14	2548.87	107.03	335.94
Oct-16	105.45	725.5	2548.87	107.03	375.07
Nov-16	105.25	725.5	26500	107.03	375.86
Dec-16	150.25	833.33	27500	120.54	406.65
Jan-17	120.75	700	27500	112.86	350
Feb-17	175	750	27000	116.67	350
Mar-17	176	1000	28580.45	128.57	365.34
Apr-17	200	1200	28580.45	130	366
YoY %	95.98	82.74	27.02	39.29	-1.77
MoM %	13.64	20	0	1.11	0.18

Transport Fare Watch - April 2017

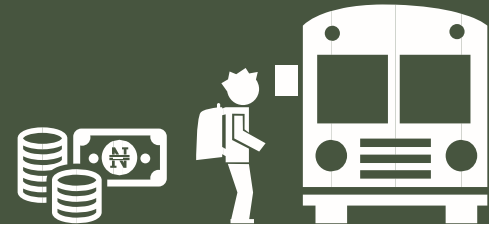
Average Transport Fare by Categories -Edo State



Months	Bus journey within city , per drop constant route	Bus journey intercity, state route, charge per person	Air fare charge for specified routes single journey	Journey by motorcycle (okada) per drop	Water transport : water way passenger transportation
Apr-16	117.5	975.83	28000	127.5	503.16
May-16	100	950	25000	130	504.21
Jun-16	100	920	25052.5	130	505.27
Jul-16	100	895.24	25105.11	130	506.33
Aug-16	120	1141.67	25000	130	507.4
Sep-16	120	1144.06	25052.5	130	508.46
Oct-16	120	1188.6	25052.5	130	681.37
Nov-16	120	950.75	40000	152.25	782.38
Dec-16	130	1243.75	40000	172.25	1083.39
Jan-17	125	970	40000	154.67	950.87
Feb-17	126.25	883.33	40000	150.83	890.14
Mar-17	161.25	1127.27	40000	153.33	900.45
Apr-17	160	1433.33	40000	151	900
YoY %	36.17	46.88	42.86	18.43	78.87
MoM %	-0.78	27.15	0	-1.52	-0.05

Transport Fare Watch - April 2017

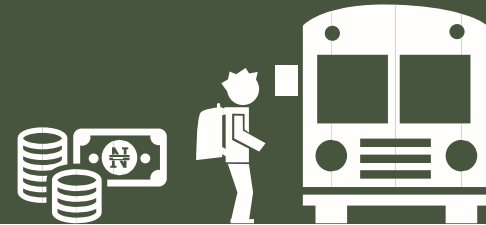
Average Transport Fare by Categories -Ekiti State



Months	Bus journey within city , per drop constant route	Bus journey intercity, state route, charge per person	Air fare charge for specified routes single journey	Journey by motorcycle (okada) per drop	Water transport : water way passenger transportation
Apr-16	104.25	1303.13	23910.34	76.16	402.87
May-16	105.71	1459.38	23960.56	63.92	403.71
Jun-16	100.93	1516.67	24010.87	61.38	404.56
Jul-16	100	1571.88	24061.3	54.77	405.41
Aug-16	104.75	1500	24111.83	63.47	406.26
Sep-16	105.05	1507.35	24162.46	63.6	407.12
Oct-16	103.02	1512.78	22770.68	65.37	481.37
Nov-16	100.63	1419.29	22818.5	65.37	482.38
Dec-16	150.25	1863.33	23850.12	65.37	503.39
Jan-17	127.33	1490.91	23850.67	53.89	483.39
Feb-17	125.33	1363.64	23850.67	53.67	482.55
Mar-17	166.67	1460	25580.34	57.33	500.65
Apr-17	194	1627.27	25580.34	57.67	500.65
YoY %	86.09	24.87	6.98	-24.28	24.27
MoM %	16.4	11.46	0	0.58	0

Transport Fare Watch - April 2017

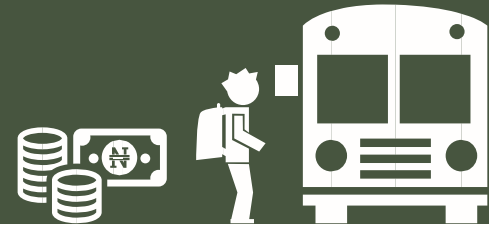
Average Transport Fare by Categories -Enugu State



Months	Bus journey within city , per drop constant route	Bus journey intercity, state route, charge per person	Air fare charge for specified routes single journey	Journey by motorcycle (okada) per drop	Water transport : water way passenger transportation
Apr-16	81.29	733.5	20833.33	119.38	382.4
May-16	63.21	733.5	20666.67	119.38	381.6
Jun-16	70.43	733.5	20500	119.38	381.6
Jul-16	70.43	733.5	22000	119.38	381.6
Aug-16	70.43	733.5	22000	114.12	381.6
Sep-16	99.26	1001.15	21438.17	123.35	444.09
Oct-16	80.95	1000.07	21834.44	126.62	481.37
Nov-16	110.12	1031.96	23500	120.28	482.38
Dec-16	110.12	1422.5	35000	130	683.39
Jan-17	73.68	1053.13	34500	116	550.45
Feb-17	78.89	1053.83	32000	131.5	550.95
Mar-17	72.63	1071.05	33500	137	525.54
Apr-17	75.88	1260	33000	131.43	530
YoY %	-6.65	71.78	58.4	10.1	38.6
MoM %	4.48	17.64	-1.49	-4.07	0.85

Transport Fare Watch - April 2017

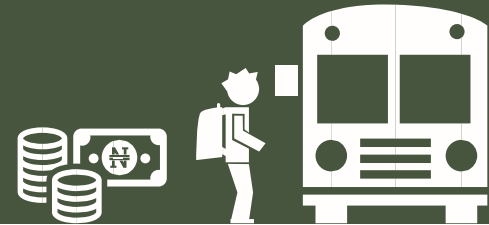
Average Transport Fare by Categories -Gombe State



Months	Bus journey within city , per drop constant route	Bus journey intercity, state route, charge per person	Air fare charge for specified routes single journey	Journey by motorcycle (okada) per drop	Water transport : water way passenger transportation
Apr-16	51.77	611.67	25000	76.67	100.63
May-16	56.83	611.67	25000	85.83	100.84
Jun-16	55.91	662.5	25000	78.75	101.05
Jul-16	62.52	850	25000	81.25	101.27
Aug-16	61.5	850	25000	84.58	101.48
Sep-16	68.77	1002.86	32203.06	73.92	150
Oct-16	67.65	1200.5	32203.06	80.24	150
Nov-16	75.65	1345	32203.06	74	150
Dec-16	105.87	1500.22	33500.45	85	200.25
Jan-17	99.89	1350	33500.45	77.5	150
Feb-17	83.33	1037.5	33500.45	65.56	150
Mar-17	88.67	1400	33000	62.5	170.56
Apr-17	89	1390	33000	77.78	171
YoY %	71.93	127.25	32	1.45	69.93
MoM %	0.38	-0.71	0	24.44	0.26

Transport Fare Watch - April 2017

Average Transport Fare by Categories -Imo State



Months	Bus journey within city , per drop constant route	Bus journey intercity, state route, charge per person	Air fare charge for specified routes single journey	Journey by motorcycle (okada) per drop	Water transport : water way passenger transportation
Apr-16	93.33	769.64	22138.89	113.33	400
May-16	87.77	734.55	22185.38	106.25	400
Jun-16	87.77	734.55	22231.97	105.71	400
Jul-16	87.77	734.55	22278.66	124.86	400
Aug-16	91.15	734.55	22325.44	121.57	400
Sep-16	103.02	1009.53	22325.44	119.85	444.49
Oct-16	94.96	1009.53	22470.27	120.68	496.24
Nov-16	119.87	1009.53	22517.45	131.29	497.28
Dec-16	120.87	1207.14	29564.74	145.58	598.33
Jan-17	105.63	976.67	29599.39	132.35	450.75
Feb-17	114.62	879.17	29599.39	145	450.86
Mar-17	128.75	1035.71	30000	146.88	456.65
Apr-17	127.78	1231.25	30000	145.26	457
YoY %	36.9	59.98	35.51	28.17	14.25
MoM %	-0.76	18.88	0	-1.1	0.08

Transport Fare Watch - April 2017

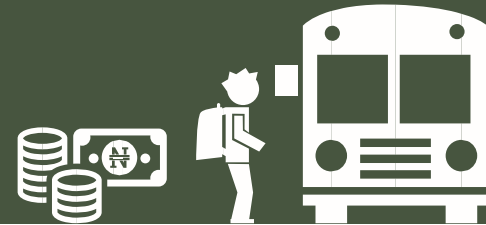
Average Transport Fare by Categories -Jigawa State



Months	Bus journey within city , per drop constant route	Bus journey intercity, state route, charge per person	Air fare charge for specified routes single journey	Journey by motorcycle (okada) per drop	Water transport : water way passenger transportation
Apr-16	90	675	28000	95.68	500
May-16	90	645.45	28000	78.75	501.05
Jun-16	90	668.18	40000	78.75	502.1
Jul-16	90	644.44	40000	65.68	503.16
Aug-16	90	644.44	28000	77.92	504.21
Sep-16	129.35	809.08	28000	71.43	504.21
Oct-16	124.3	851.39	28000	62.3	504.21
Nov-16	130	747.92	40000	71.67	504.21
Dec-16	262.5	1047.92	40000	88.75	683.92
Jan-17	160	972.73	37500.9	75.71	580
Feb-17	160	978.18	40000	76.92	585.55
Mar-17	156.67	900.08	40000.11	71.43	550.87
Apr-17	157.5	950	40000.11	72	555.78
YoY %	75	40.74	42.86	-24.75	11.16
MoM %	0.53	5.55	0	0.8	0.89

Transport Fare Watch - April 2017

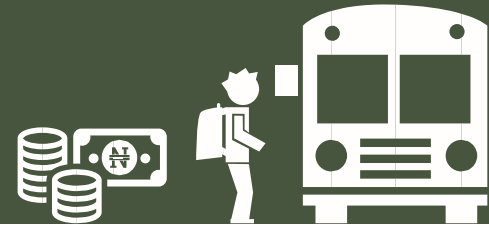
Average Transport Fare by Categories -Kaduna State



Months	Bus journey within city , per drop constant route	Bus journey intercity, state route, charge per person	Air fare charge for specified routes single journey	Journey by motorcycle (okada) per drop	Water transport : water way passenger transportation
Apr-16	101.25	1025	21585.42	59.5	100.63
May-16	125	1073.21	21630.75	57.92	100.84
Jun-16	120.29	1212.5	21676.17	65.19	101.05
Jul-16	120.25	1039.58	21721.69	61.5	101.27
Aug-16	120.25	1033.04	21767.31	67.07	105
Sep-16	120.25	1330.3	21962.85	81.13	228.81
Oct-16	120.25	1099.22	23210.89	63.92	229.67
Nov-16	153.33	944.44	23259.63	67.88	252.76
Dec-16	165	1245.83	23308.48	72.5	350.85
Jan-17	175	1190.91	23308.48	56	300
Feb-17	155.56	1200	23308.48	70	320.55
Mar-17	130	1177.27	25657.87	66	322.54
Apr-17	132	1320	26580	67.83	323
YoY %	30.37	28.78	23.14	14.01	220.97
MoM %	1.54	12.12	3.59	2.78	0.14

Transport Fare Watch - April 2017

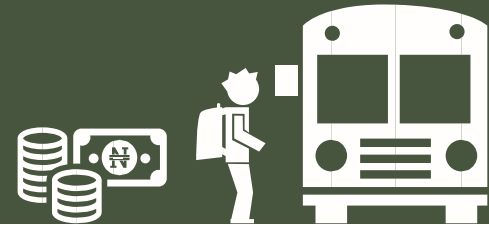
Average Transport Fare by Categories -Kano State



Months	Bus journey within city , per drop constant route	Bus journey intercity, state route, charge per person	Air fare charge for specified routes single journey	Journey by motorcycle (okada) per drop	Water transport : water way passenger transportation
Apr-16	77.5	695.83	15000	82.26	328.58
May-16	76.67	689.52	15031.5	52.5	329.48
Jun-16	100	780.95	15000	59.38	330.38
Jul-16	100	773.81	15031.5	58.33	331.28
Aug-16	102	771.25	15063.07	83.33	332.19
Sep-16	103.4	954.16	22981.23	82.28	342.96
Oct-16	100.57	783.53	25211.56	96.24	381.37
Nov-16	111.67	783.33	25264.5	62.73	382.38
Dec-16	150.25	885.35	25317.56	95.28	400
Jan-17	132.5	863.64	25227.56	79.23	370.85
Feb-17	120	850	25227.56	88.89	370.95
Mar-17	136.89	824	28000	109.17	380
Apr-17	137.5	963.64	31000	109.82	382
YoY %	77.42	38.49	106.67	33.5	16.26
MoM %	0.45	16.95	10.71	0.6	0.53

Transport Fare Watch - April 2017

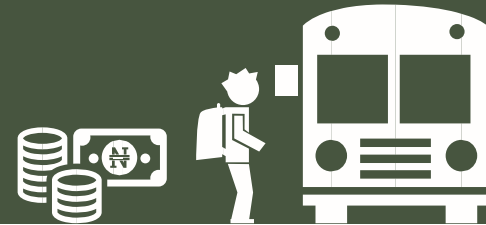
Average Transport Fare by Categories -Katsina State



Months	Bus journey within city , per drop constant route	Bus journey intercity, state route, charge per person	Air fare charge for specified routes single journey	Journey by motorcycle (okada) per drop	Water transport : water way passenger transportation
Apr-16	100	616.67	15094.7	55.67	403.09
May-16	115	566.67	15126.4	47.5	403.94
Jun-16	100	587.5	15158.16	55.34	404.78
Jul-16	100	650	15190	51.67	405.63
Aug-16	100	626.67	15221.89	47.5	406.49
Sep-16	94.83	940.02	18438.2	72.93	439.09
Oct-16	113.2	797.15	18720.22	59.67	481.37
Nov-16	233.33	637.5	18759.53	64.38	482.38
Dec-16	233.33	650.25	18798.93	68.58	483.39
Jan-17	100	742.86	18900.93	59.23	483.39
Feb-17	125	950	21000	58.18	485.55
Mar-17	196.67	928.57	22300.33	58.5	488.65
Apr-17	200	930	22500	67.14	490.75
YoY %	100	50.81	49.06	20.62	21.75
MoM %	1.69	0.15	0.9	14.77	0.43

Transport Fare Watch - April 2017

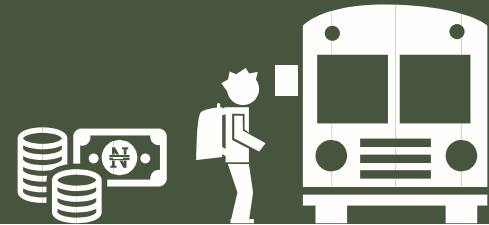
Average Transport Fare by Categories -Kebbi State



Months	Bus journey within city , per drop constant route	Bus journey intercity, state route, charge per person	Air fare charge for specified routes single journey	Journey by motorcycle (okada) per drop	Water transport : water way passenger transportation
Apr-16	50	1057.14	21132.58	69.76	300.63
May-16	50	1000	21176.96	60.08	270.89
Jun-16	55	1000	21221.43	58.79	250
Jul-16	50	1075	21265.99	58.75	300.87
Aug-16	50	1088.33	21310.65	52.5	310
Sep-16	70.59	1137.2	17852.33	59.94	285.6
Oct-16	70.59	1183.27	18770.68	50.34	232.37
Nov-16	77.5	1016.67	18810.1	71.11	235
Dec-16	105.22	1350	25000	71.11	300
Jan-17	101.67	1275	25000	64.38	250
Feb-17	90	1250	28000	60.59	220
Mar-17	106.67	1346.67	28500.67	65.63	230.66
Apr-17	108.5	1442.86	28600	65.56	231
YoY %	117	36.49	35.34	-6.03	-23.16
MoM %	1.72	7.14	0.35	-0.11	0.15

Transport Fare Watch - April 2017

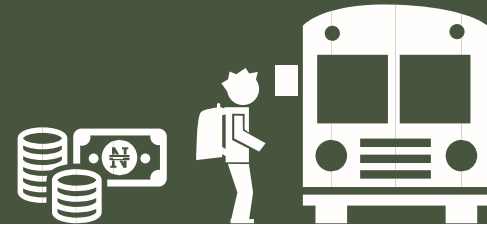
Average Transport Fare by Categories -Kogi State



Months	Bus journey within city , per drop constant route	Bus journey intercity, state route, charge per person	Air fare charge for specified routes single journey	Journey by motorcycle (okada) per drop	Water transport : water way passenger transportation
Apr-16	50	1750	20126.26	63.14	200.42
May-16	50	1785	20168.53	65.24	300
Jun-16	50.55	1712.5	20210.88	65.93	300.63
Jul-16	50	1712.5	20253.33	62	301.26
Aug-16	50.11	1500	20253.33	72.86	301.89
Sep-16	50.21	1503.15	20338.48	73.18	302.53
Oct-16	50.75	1637.61	18360.29	75.94	299.18
Nov-16	52.45	1637.71	18398.85	89.29	299.81
Dec-16	100.75	1750	22000	100	350.43
Jan-17	100	1666.67	22000	74	300
Feb-17	102	1666.67	22000	105	350
Mar-17	100.26	1614.29	22500.65	93.08	350
Apr-17	102.67	1681.25	22500.65	101	380
YoY %	105.33	-3.93	11.8	59.95	89.6
MoM %	2.4	4.15	0	8.51	8.57

Transport Fare Watch - April 2017

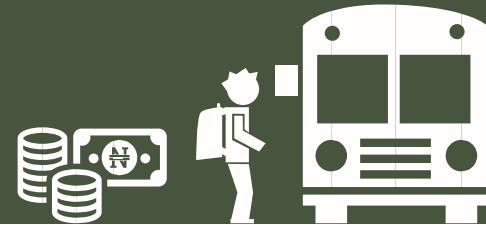
Average Transport Fare by Categories -Kwara State



Months	Bus journey within city , per drop constant route	Bus journey intercity, state route, charge per person	Air fare charge for specified routes single journey	Journey by motorcycle (okada) per drop	Water transport : water way passenger transportation
Apr-16	75	1550	24500	60.33	352.21
May-16	100	1500	24500	55.67	352.95
Jun-16	102	1338.75	25000	67.25	353.69
Jul-16	75	1338.75	24500	58.81	354.43
Aug-16	75	1338.75	25100	55.24	355.18
Sep-16	75	1338.75	25152.71	55.35	355.92
Oct-16	101.31	1500.1	25862.13	67.85	361.19
Nov-16	100	1500.1	25000	82.14	361.95
Dec-16	200	2150	35000	82.14	502.71
Jan-17	125	1800.75	35000	68.57	500
Feb-17	120	1800	35000	61.11	500
Mar-17	150	2000	35000	62.14	501.55
Apr-17	166.67	2040	35000	63.64	503
YoY %	122.22	31.61	42.86	5.47	42.81
MoM %	11.11	2	0	2.4	0.29

Transport Fare Watch - April 2017

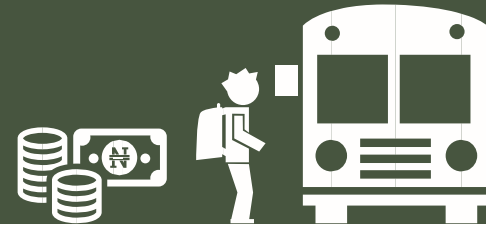
Average Transport Fare by Categories -Lagos State



Months	Bus journey within city , per drop constant route	Bus journey intercity, state route, charge per person	Air fare charge for specified routes single journey	Journey by motorcycle (okada) per drop	Water transport : water way passenger transportation
Apr-16	128.44	1794.44	26667.3	109.33	416.67
May-16	141.92	1794.44	26723.3	96.02	462.5
Jun-16	141.92	1705	26779.42	99.29	475
Jul-16	141.92	1785.91	28000	92.5	425
Aug-16	141.92	2038.89	28058.8	92.78	425
Sep-16	141.92	2043.17	28117.72	92.97	425.89
Oct-16	140.95	1819.48	28724.6	98.8	432.67
Nov-16	168.5	1819.48	28784.93	92.86	450
Dec-16	178.5	2443.17	30000	150.9	550
Jan-17	150.59	2207.14	30000	120	500
Feb-17	143.53	2007.24	30000	121.43	500
Mar-17	140.95	2036.84	32500.45	127.5	500
Apr-17	148.33	2194.44	32500	128.67	500
YoY %	15.48	22.29	21.87	17.68	20
MoM %	5.24	7.74	0	0.92	0

Transport Fare Watch - April 2017

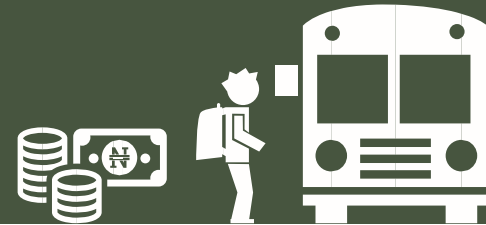
Average Transport Fare by Categories -Nasarawa State



Months	Bus journey within city , per drop constant route	Bus journey intercity, state route, charge per person	Air fare charge for specified routes single journey	Journey by motorcycle (okada) per drop	Water transport : water way passenger transportation
Apr-16	100	620.35	21937.63	60.14	424.22
May-16	100	620.35	21983.7	75.54	425.11
Jun-16	100	700	22029.86	54.29	426.01
Jul-16	100	700	22076.13	62.86	426.9
Aug-16	115	700	22122.49	57.32	427.8
Sep-16	115.51	700	22168.94	57.44	428.69
Oct-16	115.51	725.9	22468.79	87.77	482.38
Nov-16	115.36	750.85	24500.24	87.77	483.39
Dec-16	180.58	1033.33	26500.88	90.77	494.41
Jan-17	150	950	26500.09	75	450
Feb-17	103.33	980	26500.09	71.11	350
Mar-17	100	1000	27000	71.82	385.78
Apr-17	150	1280	27000	72.67	390
YoY %	50	106.34	23.08	20.82	-8.07
MoM %	50	28	0	1.18	1.09

Transport Fare Watch - April 2017

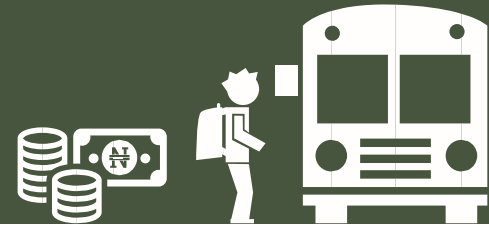
Average Transport Fare by Categories -Niger State



Months	Bus journey within city , per drop constant route	Bus journey intercity, state route, charge per person	Air fare charge for specified routes single journey	Journey by motorcycle (okada) per drop	Water transport : water way passenger transportation
Apr-16	100	1800	20809.53	50.83	272.25
May-16	100	1858.33	20853.23	48.5	272.82
Jun-16	100	1858.33	20897.02	50.71	273.39
Jul-16	100	1858.33	20940.91	54.17	273.97
Aug-16	100	1858.33	20984.88	55.28	274.54
Sep-16	100	1858.33	21028.95	55.39	275.12
Oct-16	100	1942.17	21028.95	67.52	275.07
Nov-16	100	1942.17	21028.95	67.55	275.65
Dec-16	120	1992.17	26779.42	87.52	296.22
Jan-17	100	1816.67	26779.42	65	250.55
Feb-17	107.5	2337.5	26779.42	58	248.65
Mar-17	120	2277.78	27870.45	57.78	300
Apr-17	120	2320	28000	58.57	300
YoY %	20	28.89	34.55	15.22	10.19
MoM %	0	1.85	0.46	1.37	0

Transport Fare Watch - April 2017

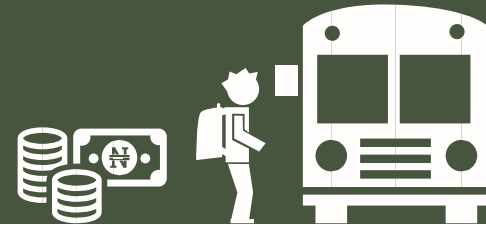
Average Transport Fare by Categories -Ogun State



Months	Bus journey within city , per drop constant route	Bus journey intercity, state route, charge per person	Air fare charge for specified routes single journey	Journey by motorcycle (okada) per drop	Water transport : water way passenger transportation
Apr-16	81.25	1278.46	24654.67	76.08	450
May-16	120.83	1240.48	24706.45	76.08	450
Jun-16	120.83	1141.67	24758.33	69.75	450
Jul-16	120.83	1109.52	24810.33	71	450
Aug-16	120.83	1109.52	24862.43	81.85	466.67
Sep-16	131.23	1109.52	24914.64	82.02	467.65
Oct-16	135	1349.99	24770.68	84.8	494.32
Nov-16	136.55	1349.99	24822.7	81.86	495.85
Dec-16	200	1550.56	26500.65	89.92	500
Jan-17	150.11	1350	26500	88.33	498.88
Feb-17	127.5	1300	26500	82.78	475
Mar-17	156.67	1297.5	27000	82.11	550
Apr-17	166.67	1447.06	27000	92.22	600
YoY %	105.13	13.19	9.51	21.22	33.33
MoM %	6.38	11.53	0	12.32	9.09

Transport Fare Watch - April 2017

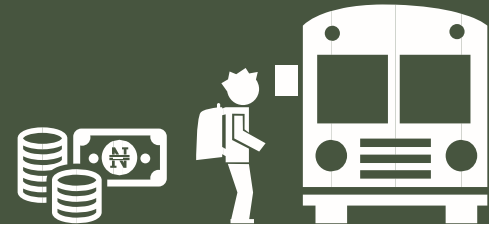
Average Transport Fare by Categories -Ondo State



Months	Bus journey within city , per drop constant route	Bus journey intercity, state route, charge per person	Air fare charge for specified routes single journey	Journey by motorcycle (okada) per drop	Water transport : water way passenger transportation
Apr-16	69.64	1697.5	25000	101.74	550
May-16	65.83	1645.83	25000	100	475
Jun-16	100	1686.67	25000	100	450
Jul-16	100	1698.57	25000	100	450
Aug-16	100	1642.86	25000	100	500
Sep-16	100.25	1649.46	25000	100	501.05
Oct-16	102.55	1661.32	26271.68	100	532.38
Nov-16	108.22	1677.5	26326.85	100	532.38
Dec-16	140.55	1807.5	26382.14	155.25	632.38
Jan-17	120.55	1515.38	26382.14	126.47	570
Feb-17	81.82	1553.85	26000	125.88	600
Mar-17	108.33	1411.54	30000	113.81	600
Apr-17	109	1543.75	30000	116.96	600
YoY %	56.51	-9.06	20	14.96	9.09
MoM %	0.62	9.37	0	2.77	0

Transport Fare Watch - April 2017

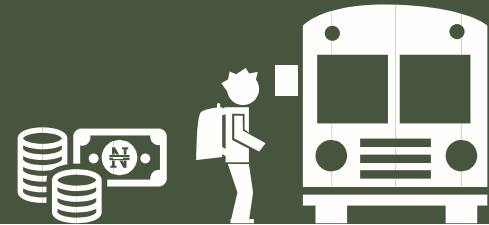
Average Transport Fare by Categories -Osun State



Months	Bus journey within city , per drop constant route	Bus journey intercity, state route, charge per person	Air fare charge for specified routes single journey	Journey by motorcycle (okada) per drop	Water transport : water way passenger transportation
Apr-16	80.25	1423.93	23849.62	111.82	382.63
May-16	86.94	1423.93	23899.71	101.53	383.43
Jun-16	83.33	1423.93	23949.9	101.53	384.24
Jul-16	87.64	1423.93	24000.19	101.53	385.05
Aug-16	85.36	1538.61	24050.59	111.28	385.85
Sep-16	85.54	1538.61	24101.1	111.51	386.67
Oct-16	85.54	1538.7	24101.1	118.77	481.37
Nov-16	100.25	1538.78	24101.1	118.77	482.38
Dec-16	120.5	1638.61	24101.1	128.77	553.39
Jan-17	111.11	1576.47	24001.1	117.22	483.39
Feb-17	105	1441.18	24001.1	113.89	483.4
Mar-17	106.92	1305.26	25000	117.05	460.23
Apr-17	106.62	1400	25500	118.29	470
YoY %	32.85	-1.68	6.92	5.78	22.83
MoM %	-0.29	7.26	2	1.06	2.12

Transport Fare Watch - April 2017

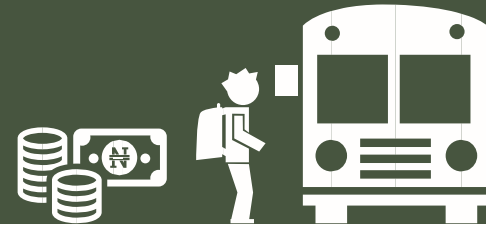
Average Transport Fare by Categories -Oyo State



Months	Bus journey within city , per drop constant route	Bus journey intercity, state route, charge per person	Air fare charge for specified routes single journey	Journey by motorcycle (okada) per drop	Water transport : water way passenger transportation
Apr-16	85.58	942.61	22500	77.55	402.64
May-16	85.58	951.59	25000	71.88	403.48
Jun-16	85.58	943.33	25000	62.78	404.33
Jul-16	85.58	918.75	20000	65.21	405.18
Aug-16	101.75	1000.5	22500	82.78	406.03
Sep-16	101.96	1150.25	22547.25	82.95	406.88
Oct-16	118.58	1150.25	27045	72.61	481.37
Nov-16	118.78	1150.25	30000	73.18	481.37
Dec-16	158.58	1550.25	30000	73.18	501.37
Jan-17	143.64	980	30000	62.38	455.85
Feb-17	151.82	1055	30000	61.43	455.89
Mar-17	157.5	1093.75	30000	70	453.76
Apr-17	160	1100	30000	73.81	456.8
YoY %	86.96	16.7	33.33	-4.82	13.45
MoM %	1.59	0.57	0	5.44	0.67

Transport Fare Watch - April 2017

Average Transport Fare by Categories -Plateau State



Months	Bus journey within city , per drop constant route	Bus journey intercity, state route, charge per person	Air fare charge for specified routes single journey	Journey by motorcycle (okada) per drop	Water transport : water way passenger transportation
Apr-16	87.5	1512.5	25000	52	200.42
May-16	92.5	1625	25052.5	53.57	200.84
Jun-16	86.25	1162.5	20000	52.5	201.26
Jul-16	85.5	1120.35	20000	51	201.69
Aug-16	90	1120.35	20042	57.86	202.11
Sep-16	90.19	1120.35	20084.09	57.98	202.53
Oct-16	88.65	1125.22	24054.36	61.19	223.43
Nov-16	116.67	1125.22	24104.88	82	234.01
Dec-16	126.67	1500.33	25550.21	83.33	254.58
Jan-17	110	1200	25550.21	53.33	245.68
Feb-17	78.57	1400	25550.21	62.86	248.55
Mar-17	80	1428.57	25000	62	300.11
Apr-17	91.25	1455.56	25000	63.5	300.12
YoY %	4.29	-3.76	0	22.12	49.75
MoM %	14.06	1.89	0	2.42	0

Transport Fare Watch - April 2017

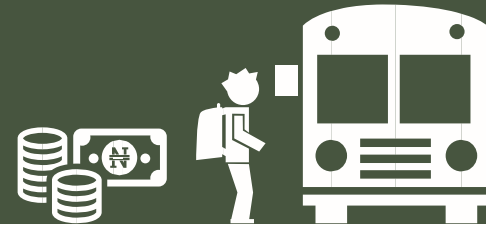
Average Transport Fare by Categories -Rivers State



Months	Bus journey within city , per drop constant route	Bus journey intercity, state route, charge per person	Air fare charge for specified routes single journey	Journey by motorcycle (okada) per drop	Water transport : water way passenger transportation
Apr-16	100	1487.5	25000	150	1700
May-16	100	1487.5	25000	153.33	1750
Jun-16	100	1586.67	25000	152.5	1650
Jul-16	100	1606.67	25052.5	159.58	1766.67
Aug-16	100	1626.67	25000	150	1725
Sep-16	100	1646.67	25052.5	150.32	1727.36
Oct-16	104.44	1635.65	24425.55	150.32	1727.36
Nov-16	105.68	1850.27	24476.84	150.32	1727.36
Dec-16	156.07	2050.27	28000	200.32	2025
Jan-17	128.33	1535.71	28000	153.85	1533.33
Feb-17	121.25	1520.83	28000	152.5	1333.33
Mar-17	100	1456.67	30000	179.17	1440
Apr-17	103.33	1523.08	30000	184.55	1600
YoY %	3.33	2.39	20	23.03	-5.88
MoM %	3.33	4.56	0	3	11.11

Transport Fare Watch - April 2017

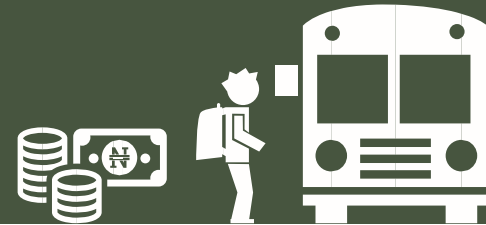
Average Transport Fare by Categories -Sokoto State



Months	Bus journey within city , per drop constant route	Bus journey intercity, state route, charge per person	Air fare charge for specified routes single journey	Journey by motorcycle (okada) per drop	Water transport : water way passenger transportation
Apr-16	60	1202.52	29000	70	433.17
May-16	60	1202.52	22000	72.5	434.08
Jun-16	60	1350	22000	72.5	434.99
Jul-16	60	1350	26000	70	435.9
Aug-16	60	1591.67	22500	87	436.82
Sep-16	75.16	1591.67	27150.23	86.88	439.09
Oct-16	75.55	1547	25828	80.64	481.37
Nov-16	80	1575.47	27000	90.69	482.38
Dec-16	85	1747	30000	100.54	499.89
Jan-17	75	1600	29500.09	75.71	470.76
Feb-17	100	1466.67	29000	73.33	470.96
Mar-17	100	1850	29500	100	473.89
Apr-17	112.5	1875	30000	102.33	474.5
YoY %	87.5	55.92	3.45	46.19	9.54
MoM %	12.5	1.35	1.69	2.33	0.13

Transport Fare Watch - April 2017

Average Transport Fare by Categories -Taraba State



Months	Bus journey within city , per drop constant route	Bus journey intercity, state route, charge per person	Air fare charge for specified routes single journey	Journey by motorcycle (okada) per drop	Water transport : water way passenger transportation
Apr-16	55.75	1562.5	25000	68.75	325.68
May-16	60	1522.5	25000	67.17	326.37
Jun-16	60	1562.5	25000	75	327.05
Jul-16	58.99	1556.5	25000	75	327.74
Aug-16	59.55	1500.21	25052.5	75	328.43
Sep-16	57.18	1550.21	25052.5	75	343.12
Oct-16	58.78	1565.55	25052.5	98.74	383.37
Nov-16	75	1500.21	35000	98.74	382.58
Dec-16	80.68	1800.54	35000	116.25	453.99
Jan-17	75	1744.44	35000	100.25	433.39
Feb-17	100	1466.67	35000	104.29	440.35
Mar-17	100.98	1428.57	35540	108.57	400.23
Apr-17	101	1572.73	35000	109	420.56
YoY %	81.17	0.65	40	58.55	29.13
MoM %	0.02	10.09	-1.52	0.39	5.08

Transport Fare Watch - April 2017


Average Transport Fare by Categories -Yobe State



Months	Bus journey within city , per drop constant route	Bus journey intercity, state route, charge per person	Air fare charge for specified routes single journey	Journey by motorcycle (okada) per drop	Water transport : water way passenger transportation
Apr-16	50.85	1150	25157.83	50.11	280.76
May-16	50.25	1150	25210.66	50.21	257.03
Jun-16	52.25	1150	25263.6	50.32	308.22
Jul-16	55.25	1150	25316.66	50.42	310.47
Aug-16	57.75	1175	25369.82	50	320.54
Sep-16	58.32	1151.16	25361.19	50.42	325.22
Oct-16	59.32	1199.48	25361.19	50.42	331.37
Nov-16	60.32	1199.98	25361.19	50.42	345.55
Dec-16	75.24	1450	26584.03	81.97	380.45
Jan-17	65	1233.33	26584.93	75.55	340.55
Feb-17	60	1125	26584.93	75.55	340.5
Mar-17	60	1000	26560.12	70	350.43
Apr-17	62.5	1100	26570	70.34	355
YoY %	22.91	-4.35	5.61	40.39	26.44
MoM %	4.17	10	0.04	0.49	1.3

Transport Fare Watch - April 2017

Average Transport Fare by Categories -Zamfara State



Months	Bus journey within city , per drop constant route	Bus journey intercity, state route, charge per person	Air fare charge for specified routes single journey	Journey by motorcycle (okada) per drop	Water transport : water way passenger transportation
Apr-16	58.85	1027.57	22138.89	60.56	241.01
May-16	55.93	1052.86	22185.38	60.56	241.52
Jun-16	56.78	1072.86	22231.97	60.56	242.02
Jul-16	57.55	1050.22	22278.66	65.22	283.97
Aug-16	58.83	1050.72	22325.44	65.22	283.97
Sep-16	57.89	1150.22	22325.44	67.49	283.97
Oct-16	58.83	1150.88	22770.68	67.49	308.22
Nov-16	59.26	1150.24	22818.5	73.81	308.87
Dec-16	90.26	1800.15	23866.42	83.81	359.51
Jan-17	84.29	1270	23870.42	65.29	310.55
Feb-17	94.44	1186.67	24050.55	54.09	315.45
Mar-17	102.22	1240	25500.11	52.22	320.33
Apr-17	103.67	1255.38	25500.11	53	325
YoY %	76.14	22.17	15.18	-12.48	34.85
MoM %	1.41	1.24	0	1.49	1.46

Methodology

Field work is done solely by over 700 NBS Staff in all States of the federation supported by supervisors who are monitored by internal and external observers.

Fuel Prices are collected across all the 774 local governments across all States and the FCT from over 10,000 respondents and locations and reflect actual prices households state they actually bought those fuels together with the prices reportedly sold by the fuel suppliers.

The average of all these prices is then reported for each state and the average for the country is the average for the state.

NBS audit team subsequently conducts randomly selected verification of prices recorded.

Acknowledgements/Contacts

Acknowledgements

44

We acknowledge our technical partners, Proshare in the design, concept and production of this publication.



Contact Us



@nigerianstat



Head Office Address

+234 803 386 5388
Plot

District, FCT, Abuja Nigeria.



NBSNigeria



feedback@nigerianstat.gov.ng

762, Independence Avenue, Central Business



www.nigerianstat.gov.ng

