

# Transport Fare Watch

---

(FEBRUARY 2017)



Report Date: March 2017

*Data Source: National Bureau of Statistics*



NATIONAL BUREAU OF STATISTICS

# Contents

Executive Summary .....	1
<b>Average Transport Fare Across States</b>	
-States Bus Journey Within City, Per Drop Constant Route.....	2
-States Bus Journey Intercity, State Route, Charge per person.....	3
-Air Fare Charge for Specified Routes Single Journey.....	4
-Journey by Motorcycle ( Okada) Per Drop.....	5
-Waterway Passenger Transport.....	6
<b>Average Transport Fare by Categories - All States</b>	
Abia.....	7
Abuja.....	8
Adamawa.....	9
Akwa Ibom.....	10
Anambra.....	11
Bauchi.....	12
Bayelsa.....	13
Benue.....	14
Borno.....	15
Cross River.....	16
Delta.....	17
Ebonyi.....	18
Edo.....	19
Ekiti.....	20
Enugu.....	21
Gombe.....	22
Imo.....	23
Jigawa.....	24
Kaduna.....	25
Kano.....	26
Katsina.....	27
Kebbi.....	28
Kogi.....	29
Kwara.....	30
Lagos.....	31
Nassarawa.....	32
Niger.....	33
Ogun.....	34
Ondo.....	35
Osun.....	36
Oyo.....	37
Plateau.....	38
Rivers.....	39
Sokoto.....	40
Taraba.....	41
Yobe.....	42
Zamfara.....	43
<b>Appendix - Tables.....</b>	<b>44</b>
<b>Methodology.....</b>	<b>49</b>
<b>Acknowledgment and Contact.....</b>	<b>50</b>

# Executive Summary

The transport fare watch report for February 2017 covers the following categories namely bus journey within the city per drop constant route ; bus journey intercity, state route, charge per person; air fare charge for specified routes single journey; journey by motorcycle (okada) per drop; and water way passenger transport.

Average fare paid by commuters for bus journey within the city increased by 0.01% month-on-month and by 50.42% year-on-year to N122.85 in February 2017 from N122.83 in January 2017.

States with highest bus journey fare within city in February 2017 were Abuja (N257.50), Cross River (N223.33) & Adamawa (N200) while States with lowest bus journey fare within city in February 2017 were Borno (N68.75), Yobe (N60) & Plateau (N78.57).

Average fare paid by commuters for bus journey intercity dropped by 1.31% month-on-month and increased by 26.00% year-on-year to N1,411.87 in February 2017 from N1430.63 in January 2017.

States with highest bus journey within city in February 2017 were Abuja (N4,566.67), Adamawa (N3,350.00) & Niger (N2,337.50) while States with lowest bus journey fare within city in February 2017 were Kano (N850.00), Ebonyi (N750) & Abia (N683.33).

Average fare paid by air passengers for specified routes single journey dropped by 0.24% month-on-month and increased by 27.34% year-on-year to N30,718.10 in February 2017 from N30,793.43 in January 2017.

States with highest air fare in February 2017 were Edo (N40,000), Borno (N35,878) & Cross River (N35,758) while States with lowest air fare in February 2017 were Kano (N25,227.56), Kaduna (N23,308.48) & Katsina (N21,000).

Average fare paid by commuters for journey by motorcycle per drop dropped by 0.31% month-on-month and increased by 24.53% year-on-year to N93.93 in February 2017 from N94.22 in January 2017.

States with highest journey fare by motorcycle per drop in February 2017 were Rivers (N152.50), Abia (N151.25) & Edo (N150.83) while states with lowest journey fare by motorcycle per drop in February 2017 were Ekiti (N53.67), Zamfara (N54.09) & Niger (N58.00).

Average fare paid by passengers for water way passenger transport dropped by 3.84% month-on-month and increased by 19.29% year-on-year to N569.68 in February 2017 from N592.68 in January 2017.

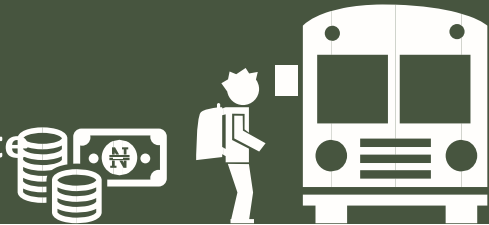
States with highest fare by water way passenger transport in February 2017 were Bayelsa (N1,933.33), Delta (N1,633.33) & Cross River (N1,700.00) while states with lowest fare by water way passenger transport in February 2017 were Kebbi (N220.00), Gombe (N150.00) & Borno (N117.89).





# Transport Fare Watch - February 2017

## Average Transport Fare Across States -Bus Journey Within City , Per Drop Constant Route



Average

# N122.85

State	Feb-17	YoY %	MoM %
Abia	130.83	49.07	0.14
Abuja	257.5	413.92	-11.37
Adamawa	200	149.48	0
Akwa Ibom	150	50	13.21
Anambra	92.73	67.33	-7.27
Bayelsa	100	66.67	42.86
Bauchi	100	66.67	42.86
Benue	132.5	165	3.92
Borno	68.75	44.74	37.5
Cross River	223.33	41.8	6.35
Delta	138.89	60.7	-9.42
Ebonyi	175	70.73	44.93
Edo	126.25	26.25	1
Ekiti	125.33	22.28	-1.57
Enugu	78.89	13.24	7.06
Gombe	83.33	44.8	-16.57
Imo	114.62	43.65	8.51
Jigawa	160	72.97	0
Kaduna	155.56	95.05	-11.11
Kano	120	63.64	-9.43
Katsina	125	-37.5	25
Kebbi	90	80	-11.48
Kogi	102	104	2
Kwara	120	20	-4
Lagos	143.53	15.47	-4.69
Nassarawa	103.33	3.33	-31.11
Niger	107.5	7.5	7.5
Ogun	127.5	50	-15.06
Ondo	81.82	-11.03	-32.13
Osun	105	28.9	-5.5
Oyo	151.82	142.91	5.7
Plateau	78.57	1.93	-28.57
Rivers	121.25	21.25	-5.52
Sokoto	100	99	33.33
Taraba	100	99.66	33.33
Yobe	60	17.9	-7.69
Zamfara	94.44	69.32	12.05

### STATES WITH HIGHEST BUS JOURNEY FARE WITHIN CITY IN FEB 2017

ADAMAWA

**N200.00**

CROSS RIVER

**N223.33**

ABUJA

**N257.50**

### STATES WITH LOWEST BUS JOURNEY FARE WITHIN CITY IN FEB 2017

YOBE

**N60.00**

BORNO

**N68.75**

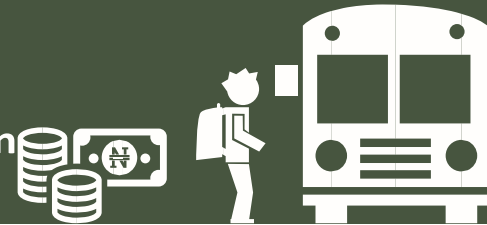
PLATEAU

**N78.57**

# Transport Fare Watch - February 2017

## Average Transport Fare Across States

-Bus Journey Intercity, State Route, Charge Per Person



Average

**N1411.87**

State	Feb-17	YoY %	MoM %
Abia	683.33	67.18	15.17
Abuja	4566.67	185.42	-7.93
Adamawa	3350	96.65	-4.3
Akwa Ibom	875	40	-2.78
Anambra	859.09	68.31	-4.55
Bayelsa	1011.11	1.11	-12.62
Bauchi	850	19.3	0
Benue	1881.82	-5.91	14.05
Borno	2333.33	55.56	11.11
Cross River	1316.67	-5.95	11.58
Delta	1009.09	57.52	-9.09
Ebonyi	750	17.65	7.14
Edo	883.33	0.95	-8.93
Ekiti	1363.64	-6.83	-8.54
Enugu	1053.83	49.33	0.07
Gombe	1037.5	75.35	-23.15
Imo	879.17	39.02	-9.98
Jigawa	978.18	77.4	0.56
Kaduna	1200	68.18	0.76
Kano	850	24.17	-1.58
Katsina	950	88.12	27.88
Kebbi	1250	25	-1.96
Kogi	1666.67	-16.67	0
Kwara	1800	16.13	-0.04
Lagos	2007.24	15.49	-9.06
Nassarawa	980	63.33	3.16
Niger	2337.5	36.83	28.67
Ogun	1300	0.6	-3.7
Ondo	1553.85	-8.13	2.54
Osun	1441.18	-10.86	-8.58
Oyo	1055	11.92	7.65
Plateau	1400	-6.67	16.67
Rivers	1520.83	3.36	-0.97
Sokoto	1466.67	21.97	-8.33
Taraba	1466.67	-1.57	-15.92
Yobe	1125	-10	-8.78
Zamfara	1186.67	25.46	-6.56

### STATES WITH HIGHEST BUS JOURNEY FARE INTERCITY WITHIN STATE IN FEB 2017

ABUJA

**N4566.67**

ADAMAWA

**N3350.00**

NIGER

**N2337.50**

### STATES WITH LOWEST BUS JOURNEY FARE INTERCITY WITHIN STATE IN FEB 2017

KANO

**N850.00**

EBONYI

**N750.00**

ABIA

**N683.33**



# Transport Fare Watch - February 2017

## Average Transport Fare Across States

-Air Fare Charge For Specified Routes Single Journey



Average

**N30,718.10**

State	Feb-17	YoY %	MoM %
Abia			
Abuja	35000	24.74	0
Adamawa	35000	-5.6	-7.16
Akwa Ibom	35000	39.7	0
Anambra			
Bayelsa	29500.21	1.87	0
Bauchi			
Benue	28849.88	43.95	0
Borno	35878.89	16.36	0
Cross River	35758	37.53	0
Delta	35000	81.82	-2.51
Ebonyi			
Edo	40000	53.52	0
Ekiti			
Enugu	32000	56.1	-7.25
Gombe	33500.45	34	0
Imo	29599.39	34.26	0
Jigawa			
Kaduna	23308.48	8.44	0
Kano	25227.56	26.14	0
Katsina	21000	39.71	11.11
Kebbi	28000	33.05	12
Kogi			
Kwara	35000	48.94	0
Lagos	30000	12.97	0
Nassarawa			
Niger	26779.42	29.23	0
Ogun			
Ondo	26000	4	-1.45
Osun			
Oyo	30000	33.33	0
Plateau	25550.21	7.31	0
Rivers	28000	1.82	0
Sokoto	29000	31.54	-1.7
Taraba	35000	40	0
Yobe			
Zamfara			

### STATES WITH HIGHEST AIR FARE IN FEB 2017

EDO **N40,000.00**

BORNO **N35,878.89**

CROSS RIVER **N35,758.00**

### STATES WITH LOWEST AIR FARE IN FEB 2017

KANO **N25,227.56**

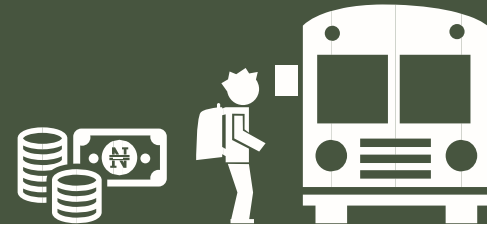
KADUNA **N23,308.48**

KATSINA **N21,000.00**



# Transport Fare Watch - February 2017

## Average Transport Fare Across States -Journey by Motorcycle ( Okada) Per Drop



Average

**N93.93**

State	Feb-17	YoY %	MoM %
Abia	151.25	45.59	-2.66
Abuja	82.67	50.3	0.2
Adamawa	70.45	17.17	0
Akwa Ibom	137.14	-8.57	-13.61
Anambra	103.64	54.49	-5.79
Bayelsa	150	25	0
Bauchi	66.67	0	4.17
Benue	110	40.43	-5.47
Borno	75	49.69	-6.25
Cross River	105.88	-20.84	-8.72
Delta	81.82	-9.51	2.27
Ebonyi	116.67	70.73	3.38
Edo	150.83	86.21	-2.48
Ekiti	53.67	0.17	-0.41
Enugu	131.5	52.46	13.36
Gombe	65.56	9.26	-15.41
Imo	145	50	9.56
Jigawa	76.92	30.93	1.6
Kaduna	70	0.9	25
Kano	88.89	1.59	12.19
Katsina	58.18	36.9	-1.77
Kebbi	60.59	9.17	-5.88
Kogi	105	71.66	41.89
Kwara	61.11	22.22	-10.88
Lagos	121.43	34.15	1.19
Nassarawa	71.11	38.75	-5.19
Niger	58	26.22	-10.77
Ogun	82.78	11.86	-6.29
Ondo	125.88	29.35	-0.47
Osun	113.89	18.33	-2.84
Oyo	61.43	-13.3	-1.53
Plateau	62.86	20.88	17.86
Rivers	152.5	-1.08	-0.87
Sokoto	73.33	21.97	-3.14
Taraba	104.29	66.86	4.03
Yobe	75.55	88.48	0
Zamfara	54.09	8.18	-17.16

### STATES WITH HIGHEST MOTOCYCLE (OKADA) JOURNEY FARE IN FEB 2017

RIVERS

**N152.50**

ABIA

**N151.25**

EDO

**N150.83**

### STATES WITH LOWEST MOTOCYCLE (OKADA) JOURNEY FARE IN FEB 2017

NIGER

**N58.00**

ZAMFARA

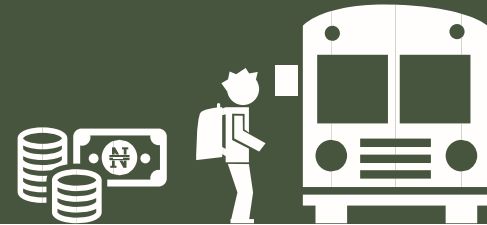
**N54.09**

EKITI

**N53.67**

# Transport Fare Watch - February 2017

## Average Transport Fare Across States -Waterway Passenger Transport



Average

**N569.94**

State	Feb-17	YoY %	MoM %
Abia	371.26	5.46	0.03
Abuja	220.76	37.32	0.1
Adamawa	422.55	20.25	0.48
Akwa Ibom	1350	22.73	0
Anambra	464.56	15.84	0.04
Bayelsa	1933.33	2.2	-13.25
Bauchi	420.08	7.7	2.44
Benue	485	61.67	-3
Borno	117.89	10.79	0.61
Cross River	1700	13.33	-2.91
Delta	1633.33	5.38	-10.91
Ebonyi	350	-5.67	0
Edo	890.14	77.65	-6.39
Ekiti	482.55	20.28	-0.17
Enugu	550.95	44.68	0.09
Gombe	150	49.69	0
Imo	450.86	12.71	0.02
Jigawa	585.55	42.4	0.96
Kaduna	320.55	219.88	6.85
Kano	370.95	13.52	0.03
Katsina	485.55	20.96	0.45
Kebbi	220	-12.18	-12
Kogi	350	75	16.67
Kwara	500	42.56	0
Lagos	500	42.86	0
Nassarawa	350	-17.15	-22.22
Niger	248.65	-8.28	-0.76
Ogun	475	11.76	-4.79
Ondo	600	71.43	5.26
Osun	483.4	26.87	0
Oyo	455.89	13.7	0.01
Plateau	248.55	24.28	1.17
Rivers	1333.33	-1.23	-13.04
Sokoto	470.96	9.18	0.04
Taraba	440.35	46.27	1.61
Yobe	340.5	33.14	-0.01
Zamfara	315.45	31.44	1.58

### STATES WITH HIGHEST WATERWAY PASSENGER TRANSPORT IN FEB 2017

**BAYELSA** **N1,933.33**

**CROSS RIVER** **N1,700.00**

**DELTA** **N1,633.33**

### STATES WITH LOWEST WATERWAY PASSENGER TRANSPORT IN FEB 2017

**KEBBI** **N220.00**

**GOMBE** **N150.00**

**BORNO** **N117.89**

# Transport Fare Watch - February 2017


## Average Transport Fare by Categories -Abia State



Months	Bus journey within city , per drop constant route	Bus journey intercity, state route, charge per person	Air fare charge for specified routes single journey	Journey by motorcycle (okada) per drop	Water transport : water way passenger transportation
Feb-16	87.77	408.73	25052.5	103.89	352.05
Mar-16	73.81	416.96	25105.11	105	353.88
Apr-16	96.67	535.42	25157.83	124.33	355.72
May-16	84.71	463.1	25210.66	128.94	357.57
Jun-16	73.82	503.33	25263.6	102.92	359.43
Jul-16	73.82	560.33	30000	107.5	361.3
Aug-16	121.61	428.57	30063	108.13	363.18
Sep-16	114.29	450.65	30126.13	116.43	365.07
Oct-16	109.37	593.09	23463.35	141.19	366.97
Nov-16	128.57	407.14	23512.62	129.44	368.87
Dec-16	130.52	628.57	33562	152.78	370.79
Jan-17	130.65	593.33	33562	155.38	371.16
Feb-17	130.83	683.33	33562	151.25	371.26
YoY %	49.07	67.18	33.97	45.59	5.46
MoM %	0.14	15.17	0	-2.66	0.03

# Transport Fare Watch - February 2017

## Average Transport Fare by Categories -Abuja FCT

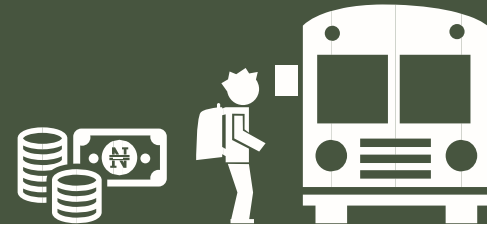


Months	Bus journey within city, per drop constant route	Bus journey intercity, state route, charge per person	Air fare charge for specified routes single journey	Journey by motorcycle (okada) per drop	Water transport : water way passenger transportation
Feb-16	50.11	1600	28058.8	55	160.77
Mar-16	75	2500	28117.72	55	161.1
Apr-16	87.5	2500	24000	60	161.44
May-16	75	2500	24000	57.5	161.78
Jun-16	75	5000	24000	62.5	162.12
Jul-16	75	5000	25000	62.5	162.46
Aug-16	83.33	4600	24000	57.5	162.8
Sep-16	125	4675	24000	72.5	150
Oct-16	185.74	4567.74	25365.39	80.63	150
Nov-16	250	5000	25418.66	85	150.32
Dec-16	300	5333.33	35000	87.5	250.63
Jan-17	290.55	4960	35000	82.5	220.55
Feb-17	257.5	4566.67	35000	82.67	220.76
YoY %	413.92	185.42	24.74	50.3	37.32
MoM %	-11.37	-7.93	0	0.2	0.1



# Transport Fare Watch - February 2017

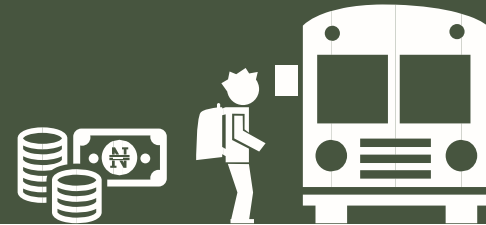
## Average Transport Fare by Categories -Adamawa State



Months	Bus journey within city , per drop constant route	Bus journey intercity, state route, charge per person	Air fare charge for specified routes single journey	Journey by motorcycle (okada) per drop	Water transport : water way passenger transportation
Feb-16	80.17	1703.57	37077.7	60.13	351.4
Mar-16	67.5	2058.33	27000	70	325
Apr-16	67.5	2058.33	27000	70.15	325.68
May-16	100	1500	26000	70.29	326.37
Jun-16	70	1500	26000	70.44	327.05
Jul-16	70	1500	24000	70.59	327.74
Aug-16	70.15	1450	24050.4	70.74	328.43
Sep-16	90	1450	24000	70.89	329.12
Oct-16	92.26	1450	29970.41	70	482.81
Nov-16	100	1450.98	26000	70	483.83
Dec-16	250	3500	37000	70.15	484.84
Jan-17	200	3500.45	37700	70.45	420.55
Feb-17	200	3350	35000	70.45	422.55
YoY %	149.48	96.65	-5.6	17.17	20.25
MoM %	0	-4.3	-7.16	0	0.48

# Transport Fare Watch - February 2017

## Average Transport Fare by Categories -Akwa Ibom State



Months	Bus journey within city , per drop constant route	Bus journey intercity, state route, charge per person	Air fare charge for specified routes single journey	Journey by motorcycle (okada) per drop	Water transport : water way passenger transportation
Feb-16	100	625	25052.82	150	1100
Mar-16	150	666.67	25105.43	153.33	1200
Apr-16	150	633.33	25158.15	195.83	1400
May-16	100	800	25210.99	155	1500
Jun-16	100	725	25263.93	161.67	850
Jul-16	100	830	35000	160.33	1000
Aug-16	150	775	27000	153.33	1200
Sep-16	100	1133.33	27000	160	1202.52
Oct-16	114.01	718.29	26406	187.17	1046.84
Nov-16	150	830	27000	162.5	1000
Dec-16	167.5	1133.33	35000	164.17	1500
Jan-17	132.5	900	35000	158.75	1350
Feb-17	150	875	35000	137.14	1350
YoY %	50	40	39.7	-8.57	22.73
MoM %	13.21	-2.78	0	-13.61	0



# Transport Fare Watch - February 2017

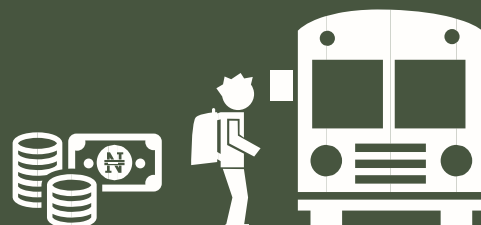
## Average Transport Fare by Categories -Anambra State



Months	Bus journey within city , per drop constant route	Bus journey intercity, state route, charge per person	Air fare charge for specified routes single journey	Journey by motorcycle (okada) per drop	Water transport : water way passenger transportation
Feb-16	55.42	510.42	26756.07	67.08	401.05
Mar-16	57.08	520	26812.26	70	401.89
Apr-16	69.83	659.09	26868.56	102.33	402.74
May-16	70.56	560.42	26924.99	78.06	403.58
Jun-16	66.06	589.58	26981.53	79.17	404.43
Jul-16	64.32	550	27038.19	77.92	405.28
Aug-16	65.58	630	27094.97	99.17	406.13
Sep-16	103.75	900	27190.87	80	406.98
Oct-16	82.15	811.63	25770.68	100.12	481.37
Nov-16	95.76	806.25	27251.71	100.12	482.38
Dec-16	125.55	1100	27133.99	130.12	483.39
Jan-17	100	900	27152.99	110	464.36
Feb-17	92.73	859.09	27152.99	103.64	464.56
YoY %	67.33	68.31	1.48	54.49	15.84
MoM %	-7.27	-4.55	0	-5.79	0.04

# Transport Fare Watch - February 2017

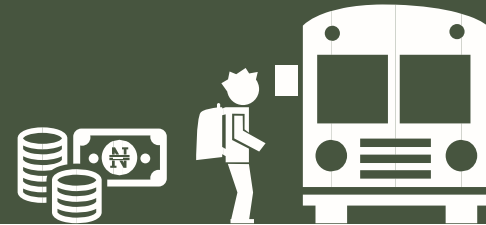
## Average Transport Fare by Categories -Bauchi State



Months	Bus journey within city , per drop constant route	Bus journey intercity, state route, charge per person	Air fare charge for specified routes single journey	Journey by motorcycle (okada) per drop	Water transport : water way passenger transportation
Feb-16	60	712.5	26555.77	66.67	390.05
Mar-16	75	850	26611.54	52	390.87
Apr-16	70	887.5	25000	80	391.69
May-16	92.5	641.67	25250	78.75	392.51
Jun-16	85	775	25303.03	86.67	393.33
Jul-16	70	850	24000	75	394.16
Aug-16	70.11	875	24050.4	61.07	394.99
Sep-16	70.21	850.67	24100.91	50	350
Oct-16	75	802.09	25312.39	56.32	481.37
Nov-16	75	725	25365.55	75	400
Dec-16	85	966.67	25418.82	75	480.84
Jan-17	70	850	25418.82	64	410.08
Feb-17	100	850	35000	66.67	420.08
YoY %	66.67	19.3	31.8	0	7.7
MoM %	42.86	0	37.69	4.17	2.44

# Transport Fare Watch - February 2017

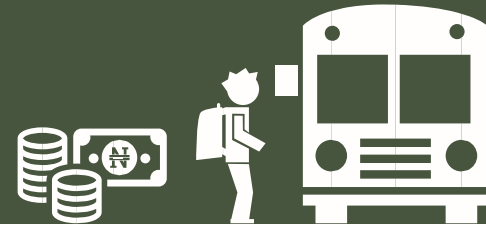
## Average Transport Fare by Categories -Bayelsa State



Months	Bus journey within city , per drop constant route	Bus journey intercity, state route, charge per person	Air fare charge for specified routes single journey	Journey by motorcycle (okada) per drop	Water transport : water way passenger transportation
Feb-16	133.33	1000	28957.91	120	1891.67
Mar-16	131.67	1000	29018.73	137.5	1845
Apr-16	133.77	1000	29079.67	127.5	2005
May-16	131.9	1275	29140.73	120	1832.14
Jun-16	131.67	1000	29201.93	120	1616.67
Jul-16	135.67	1016.67	29263.25	120	1775
Aug-16	137.67	1000	29324.7	120	1780
Sep-16	135.25	1000	29386.29	120.25	1783.74
Oct-16	130.25	1248.7	25642.23	120	1965.26
Nov-16	138.25	1000	25400	124.17	2265.76
Dec-16	160.25	1412.5	29500.21	183.33	2565.26
Jan-17	151.43	1157.14	29500.21	150	2228.57
Feb-17	127.43	1011.11	29500.21	150	1933.33
YoY %	-4.43	1.11	1.87	25	2.2
MoM %	-15.85	-12.62	0	0	-13.25

# Transport Fare Watch - February 2017

## Average Transport Fare by Categories -Benue State




Months	Bus journey within city , per drop constant route	Bus journey intercity, state route, charge per person	Air fare charge for specified routes single journey	Journey by motorcycle (okada) per drop	Water transport : water way passenger transportation
Feb-16	50	2000	20042	78.33	300
Mar-16	50	2000	20084.09	103.75	300
Apr-16	71.25	2000	20126.26	70	500
May-16	66.67	1875	20168.53	78.13	425
Jun-16	66.67	1875	20210.88	78.89	350
Jul-16	66.67	1875	20253.33	72.08	350
Aug-16	66.67	1368.18	20295.86	95	350
Sep-16	66.67	1571.43	20338.48	85.42	425
Oct-16	101.55	1571.43	28770.68	117.55	392.39
Nov-16	111.55	2000	28810.1	119.55	450
Dec-16	147.5	2200	28840.6	120.55	600
Jan-17	127.5	1650	28849.88	116.36	500
Feb-17	132.5	1881.82	28849.88	110	485
YoY %	165	-5.91	43.95	40.43	61.67
MoM %	3.92	14.05	0	-5.47	-3



# Transport Fare Watch - February 2017

## Average Transport Fare by Categories -Borno State



Months	Bus journey within city , per drop constant route	Bus journey intercity, state route, charge per person	Air fare charge for specified routes single journey	Journey by motorcycle (okada) per drop	Water transport : water way passenger transportation
Feb-16	47.5	1500	30833.33	50.11	106.41
Mar-16	40	1500	30000	50.21	102.17
Apr-16	46.67	1500	30000	87.5	111.73
May-16	49	1500	25005	50	108.7
Jun-16	43.75	1750	32000	75	117.31
Jul-16	47.5	1500	30000	50	114.14
Aug-16	50	1587.5	30000	50	123.18
Sep-16	62.5	1500	30063	50	114.92
Oct-16	51.69	1500	29310.66	59.96	110.34
Nov-16	75	1500	35000	75	120.67
Dec-16	85	2000	35000	100	126.7
Jan-17	50	2100	35878.89	80	117.17
Feb-17	68.75	2333.33	35878.89	75	117.89
YoY %	44.74	55.56	16.36	49.69	10.79
MoM %	37.5	11.11	0	-6.25	0.61

# Transport Fare Watch - February 2017

## Average Transport Fare by Categories -Cross River State



Months	Bus journey within city , per drop constant route	Bus journey intercity, state route, charge per person	Air fare charge for specified routes single journey	Journey by motorcycle (okada) per drop	Water transport : water way passenger transportation
Feb-16	157.5	1400	26000	133.75	1500
Mar-16	183.75	1195.83	30000	135.83	1500
Apr-16	150	1370	26000	138.89	1500
May-16	186.9	1200	24000	124.72	1375
Jun-16	190	1200	22500	121.67	1500
Jul-16	195	1200	23250	115.83	1350
Aug-16	200	1200	25833.33	140	1425
Sep-16	203.75	1480.36	24750	117.5	1587.5
Oct-16	209.8	1317.79	25077.45	112.17	1658.33
Nov-16	218.75	1316.29	27625	120.83	1865.83
Dec-16	253.75	1364.29	35650	143.96	2216.67
Jan-17	210	1180	35758	116	1750.89
Feb-17	223.33	1316.67	35758	105.88	1700
YoY %	41.8	-5.95	37.53	-20.84	13.33
MoM %	6.35	11.58	0	-8.72	-2.91



# Transport Fare Watch - February 2017

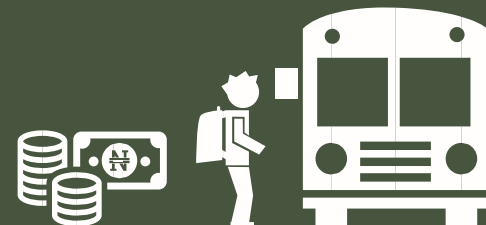
## Average Transport Fare by Categories -Delta State



Months	Bus journey within city, per drop constant route	Bus journey intercity, state route, charge per person	Air fare charge for specified routes single journey	Journey by motorcycle (okada) per drop	Water transport : water way passenger transportation
Feb-16	86.43	640.63	19250	90.42	1550
Mar-16	70	680	25000	77.5	1525
Apr-16	96.67	688.75	19250	73	1550
May-16	96.67	950	25000	78.75	2000
Jun-16	96.67	812.5	36000	79.29	1625
Jul-16	149	812.5	37000	74.29	1500
Aug-16	149	812.5	35500	74.33	1550
Sep-16	149.31	812.5	35574.55	74.49	1550
Oct-16	149.31	812.5	30780.7	90.42	1513.21
Nov-16	186.43	1100	35000	90.42	1513.21
Dec-16	196.43	1200	35500	94.38	2000
Jan-17	153.33	1110	35900	80	1833.33
Feb-17	138.89	1009.09	35000	81.82	1633.33
YoY %	60.7	57.52	81.82	-9.51	5.38
MoM %	-9.42	-9.09	-2.51	2.27	-10.91

# Transport Fare Watch - February 2017

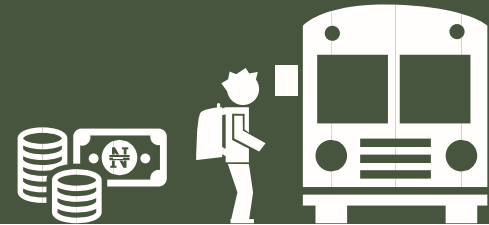
## Average Transport Fare by Categories -Ebonyi State



Months	Bus journey within city , per drop constant route	Bus journey intercity, state route, charge per person	Air fare charge for specified routes single journey	Journey by motorcycle (okada) per drop	Water transport : water way passenger transportation
Feb-16	102.5	637.5	20843.68	68.33	371.03
Mar-16	102.25	512.5	20887.45	69.17	371.81
Apr-16	102.05	656.67	22500	93.33	372.59
May-16	103.5	637.5	23000	92.5	373.37
Jun-16	105.66	633.33	23048.3	86.67	374.15
Jul-16	105.86	631.25	23096.7	74.17	374.94
Aug-16	105.76	614.58	23145.2	77.92	375.73
Sep-16	105.79	823.14	2548.87	107.03	335.94
Oct-16	105.45	725.5	2548.87	107.03	375.07
Nov-16	105.25	725.5	26500	107.03	375.86
Dec-16	150.25	833.33	27500	120.54	406.65
Jan-17	120.75	700	27500	112.86	350
Feb-17	175	750	27000	116.67	350
YoY %	70.73	17.65	29.54	70.73	-5.67
MoM %	44.93	7.14	-1.82	3.38	0

# Transport Fare Watch - February 2017

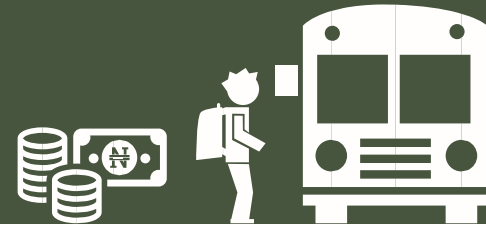
## Average Transport Fare by Categories -Edo State



Months	Bus journey within city , per drop constant route	Bus journey intercity, state route, charge per person	Air fare charge for specified routes single journey	Journey by motorcycle (okada) per drop	Water transport : water way passenger transportation
Feb-16	100	875	26054.6	81	501.05
Mar-16	115.5	887	28000	122.5	502.1
Apr-16	117.5	975.83	28000	127.5	503.16
May-16	100	950	25000	130	504.21
Jun-16	100	920	25052.5	130	505.27
Jul-16	100	895.24	25105.11	130	506.33
Aug-16	120	1141.67	25000	130	507.4
Sep-16	120	1144.06	25052.5	130	508.46
Oct-16	120	1188.6	25052.5	130	681.37
Nov-16	120	950.75	40000	152.25	782.38
Dec-16	130	1243.75	40000	172.25	1083.39
Jan-17	125	970	40000	154.67	950.87
Feb-17	126.25	883.33	40000	150.83	890.14
YoY %	26.25	0.95	53.52	86.21	77.65
MoM %	1	-8.93	0	-2.48	-6.39

# Transport Fare Watch - February 2017

## Average Transport Fare by Categories -Ekiti State

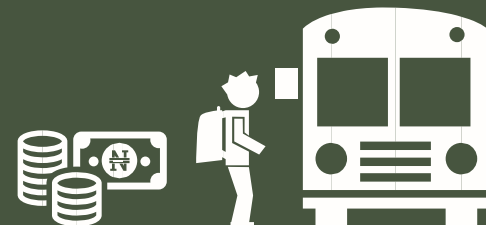


Months	Bus journey within city , per drop constant route	Bus journey intercity, state route, charge per person	Air fare charge for specified routes single journey	Journey by motorcycle (okada) per drop	Water transport : water way passenger transportation
Feb-16	102.5	1463.54	23810.24	53.58	401.18
Mar-16	105.69	1322.22	23860.24	53.13	402.02
Apr-16	104.25	1303.13	23910.34	76.16	402.87
May-16	105.71	1459.38	23960.56	63.92	403.71
Jun-16	100.93	1516.67	24010.87	61.38	404.56
Jul-16	100	1571.88	24061.3	54.77	405.41
Aug-16	104.75	1500	24111.83	63.47	406.26
Sep-16	105.05	1507.35	24162.46	63.6	407.12
Oct-16	103.02	1512.78	22770.68	65.37	481.37
Nov-16	100.63	1419.29	22818.5	65.37	482.38
Dec-16	150.25	1863.33	23850.12	65.37	503.39
Jan-17	127.33	1490.91	23850.67	53.89	483.39
Feb-17	125.33	1363.64	23850.67	53.67	482.55
YoY %	22.28	-6.83	0.17	0.17	20.28
MoM %	-1.57	-8.54	0	-0.41	-0.17



# Transport Fare Watch - February 2017

## Average Transport Fare by Categories -Enugu State



Months	Bus journey within city, per drop constant route	Bus journey intercity, state route, charge per person	Air fare charge for specified routes single journey	Journey by motorcycle (okada) per drop	Water transport : water way passenger transportation
Feb-16	69.67	705.71	20500	86.25	380.8
Mar-16	61.62	705.71	24666.67	120	381.6
Apr-16	81.29	733.5	20833.33	119.38	382.4
May-16	63.21	733.5	20666.67	119.38	381.6
Jun-16	70.43	733.5	20500	119.38	381.6
Jul-16	70.43	733.5	22000	119.38	381.6
Aug-16	70.43	733.5	22000	114.12	381.6
Sep-16	99.26	1001.15	21438.17	123.35	444.09
Oct-16	80.95	1000.07	21834.44	126.62	481.37
Nov-16	110.12	1031.96	23500	120.28	482.38
Dec-16	110.12	1422.5	35000	130	683.39
Jan-17	73.68	1053.13	34500	116	550.45
Feb-17	78.89	1053.83	32000	131.5	550.95
YoY %	13.24	49.33	56.1	52.46	44.68
MoM %	7.06	0.07	-7.25	13.36	0.09

# Transport Fare Watch - February 2017

## Average Transport Fare by Categories -Gombe State



Months	Bus journey within city , per drop constant route	Bus journey intercity, state route, charge per person	Air fare charge for specified routes single journey	Journey by motorcycle (okada) per drop	Water transport : water way passenger transportation
Feb-16	57.55	591.67	25000	60	100.21
Mar-16	51.67	585	25000	71.79	100.42
Apr-16	51.77	611.67	25000	76.67	100.63
May-16	56.83	611.67	25000	85.83	100.84
Jun-16	55.91	662.5	25000	78.75	101.05
Jul-16	62.52	850	25000	81.25	101.27
Aug-16	61.5	850	25000	84.58	101.48
Sep-16	68.77	1002.86	32203.06	73.92	150
Oct-16	67.65	1200.5	32203.06	80.24	150
Nov-16	75.65	1345	32203.06	74	150
Dec-16	105.87	1500.22	33500.45	85	200.25
Jan-17	99.89	1350	33500.45	77.5	150
Feb-17	83.33	1037.5	33500.45	65.56	150
YoY %	44.8	75.35	34	9.26	49.69
MoM %	-16.57	-23.15	0	-15.41	0



# Transport Fare Watch - February 2017

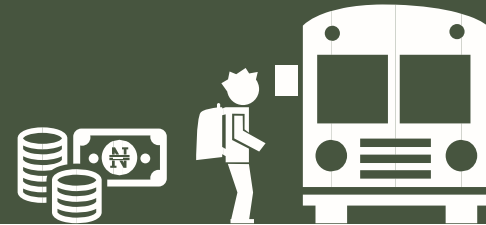
## Average Transport Fare by Categories -Imo State



Months	Bus journey within city , per drop constant route	Bus journey intercity, state route, charge per person	Air fare charge for specified routes single journey	Journey by motorcycle (okada) per drop	Water transport : water way passenger transportation
Feb-16	79.79	632.4	22046.2	96.67	400
Mar-16	79.79	632.4	22092.5	114.43	400
Apr-16	93.33	769.64	22138.89	113.33	400
May-16	87.77	734.55	22185.38	106.25	400
Jun-16	87.77	734.55	22231.97	105.71	400
Jul-16	87.77	734.55	22278.66	124.86	400
Aug-16	91.15	734.55	22325.44	121.57	400
Sep-16	103.02	1009.53	22325.44	119.85	444.49
Oct-16	94.96	1009.53	22470.27	120.68	496.24
Nov-16	119.87	1009.53	22517.45	131.29	497.28
Dec-16	120.87	1207.14	29564.74	145.58	598.33
Jan-17	105.63	976.67	29599.39	132.35	450.75
Feb-17	114.62	879.17	29599.39	145	450.86
YoY %	43.65	39.02	34.26	50	12.71
MoM %	8.51	-9.98	0	9.56	0.02

# Transport Fare Watch - February 2017

## Average Transport Fare by Categories -Jigawa State



Months	Bus journey within city, per drop constant route	Bus journey intercity, state route, charge per person	Air fare charge for specified routes single journey	Journey by motorcycle (okada) per drop	Water transport : water way passenger transportation
Feb-16	92.5	551.39	25854.41	58.75	411.19
Mar-16	95	775	25908.7	58.75	412.06
Apr-16	90	675	28000	95.68	500
May-16	90	645.45	28000	78.75	501.05
Jun-16	90	668.18	40000	78.75	502.1
Jul-16	90	644.44	40000	65.68	503.16
Aug-16	90	644.44	28000	77.92	504.21
Sep-16	129.35	809.08	28000	71.43	504.21
Oct-16	124.3	851.39	28000	62.3	504.21
Nov-16	130	747.92	40000	71.67	504.21
Dec-16	262.5	1047.92	40000	88.75	683.92
Jan-17	160	972.73	37500.9	75.71	580
Feb-17	160	978.18	40000	76.92	585.55
YoY %	72.97	77.4	54.71	30.93	42.4
MoM %	0	0.56	6.66	1.6	0.96

# Transport Fare Watch - February 2017


## Average Transport Fare by Categories -Kaduna State



Months	Bus journey within city , per drop constant route	Bus journey intercity, state route, charge per person	Air fare charge for specified routes single journey	Journey by motorcycle (okada) per drop	Water transport : water way passenger transportation
Feb-16	79.75	713.54	21495.05	69.38	100.21
Mar-16	78.75	1060	21540.18	52.92	100.42
Apr-16	101.25	1025	21585.42	59.5	100.63
May-16	125	1073.21	21630.75	57.92	100.84
Jun-16	120.29	1212.5	21676.17	65.19	101.05
Jul-16	120.25	1039.58	21721.69	61.5	101.27
Aug-16	120.25	1033.04	21767.31	67.07	105
Sep-16	120.25	1330.3	21962.85	81.13	228.81
Oct-16	120.25	1099.22	23210.89	63.92	229.67
Nov-16	153.33	944.44	23259.63	67.88	252.76
Dec-16	165	1245.83	23308.48	72.5	350.85
Jan-17	175	1190.91	23308.48	56	300
Feb-17	155.56	1200	23308.48	70	320.55
YoY %	95.05	68.18	8.44	0.9	219.88
MoM %	-11.11	0.76	0	25	6.85

# Transport Fare Watch - February 2017

## Average Transport Fare by Categories -Kano State

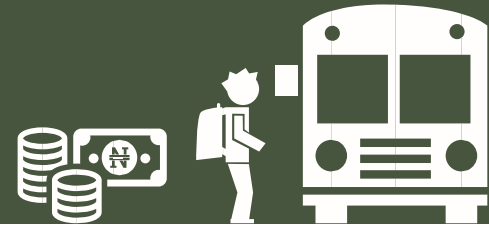


Months	Bus journey within city , per drop constant route	Bus journey intercity, state route, charge per person	Air fare charge for specified routes single journey	Journey by motorcycle (okada) per drop	Water transport : water way passenger transportation
Feb-16	73.33	684.52	20000	87.5	326.78
Mar-16	72.5	700	15000	84	327.68
Apr-16	77.5	695.83	15000	82.26	328.58
May-16	76.67	689.52	15031.5	52.5	329.48
Jun-16	100	780.95	15000	59.38	330.38
Jul-16	100	773.81	15031.5	58.33	331.28
Aug-16	102	771.25	15063.07	83.33	332.19
Sep-16	103.4	954.16	22981.23	82.28	342.96
Oct-16	100.57	783.53	25211.56	96.24	381.37
Nov-16	111.67	783.33	25264.5	62.73	382.38
Dec-16	150.25	885.35	25317.56	95.28	400
Jan-17	132.5	863.64	25227.56	79.23	370.85
Feb-17	120	850	25227.56	88.89	370.95
YoY %	63.64	24.17	26.14	1.59	13.52
MoM %	-9.43	-1.58	0	12.19	0.03



# Transport Fare Watch - February 2017

## Average Transport Fare by Categories -Katsina State



Months	Bus journey within city, per drop constant route	Bus journey intercity, state route, charge per person	Air fare charge for specified routes single journey	Journey by motorcycle (okada) per drop	Water transport : water way passenger transportation
Feb-16	200	505	15031.5	42.5	401.4
Mar-16	100	616.67	15063.07	51.46	402.24
Apr-16	100	616.67	15094.7	55.67	403.09
May-16	115	566.67	15126.4	47.5	403.94
Jun-16	100	587.5	15158.16	55.34	404.78
Jul-16	100	650	15190	51.67	405.63
Aug-16	100	626.67	15221.89	47.5	406.49
Sep-16	94.83	940.02	18438.2	72.93	439.09
Oct-16	113.2	797.15	18720.22	59.67	481.37
Nov-16	233.33	637.5	18759.53	64.38	482.38
Dec-16	233.33	650.25	18798.93	68.58	483.39
Jan-17	100	742.86	18900.93	59.23	483.39
Feb-17	125	950	21000	58.18	485.55
YoY %	-37.5	88.12	39.71	36.9	20.96
MoM %	25	27.88	11.11	-1.77	0.45

# Transport Fare Watch - February 2017

## Average Transport Fare by Categories -Kebbi State

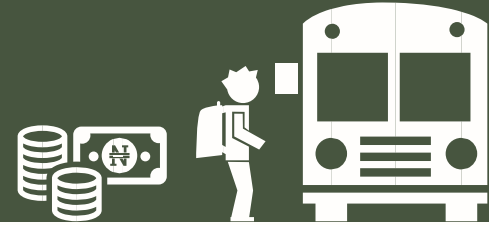


Months	Bus journey within city, per drop constant route	Bus journey intercity, state route, charge per person	Air fare charge for specified routes single journey	Journey by motorcycle (okada) per drop	Water transport : water way passenger transportation
Feb-16	50	1000	21044.1	55.5	250.53
Mar-16	75	1000	21088.29	59.76	300
Apr-16	50	1057.14	21132.58	69.76	300.63
May-16	50	1000	21176.96	60.08	270.89
Jun-16	55	1000	21221.43	58.79	250
Jul-16	50	1075	21265.99	58.75	300.87
Aug-16	50	1088.33	21310.65	52.5	310
Sep-16	70.59	1137.2	17852.33	59.94	285.6
Oct-16	70.59	1183.27	18770.68	50.34	232.37
Nov-16	77.5	1016.67	18810.1	71.11	235
Dec-16	105.22	1350	25000	71.11	300
Jan-17	101.67	1275	25000	64.38	250
Feb-17	90	1250	28000	60.59	220
YoY %	80	25	33.05	9.17	-12.18
MoM %	-11.48	-1.96	12	-5.88	-12



# Transport Fare Watch - February 2017

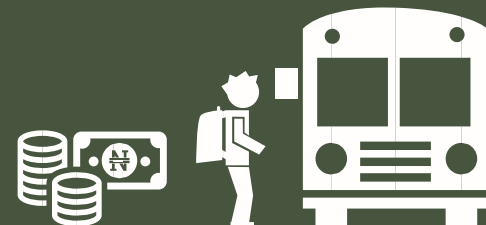
## Average Transport Fare by Categories -Kogi State



Months	Bus journey within city , per drop constant route	Bus journey intercity, state route, charge per person	Air fare charge for specified routes single Journey	Journey by motorcycle (okada) per drop	Water transport : water way passenger transportation
Feb-16	50	2000	20042	61.17	200
Mar-16	50	2000	20084.09	64	200
Apr-16	50	1750	20126.26	63.14	200.42
May-16	50	1785	20168.53	65.24	300
Jun-16	50.55	1712.5	20210.88	65.93	300.63
Jul-16	50	1712.5	20253.33	62	301.26
Aug-16	50.11	1500	20253.33	72.86	301.89
Sep-16	50.21	1503.15	20338.48	73.18	302.53
Oct-16	50.75	1637.61	18360.29	75.94	299.18
Nov-16	52.45	1637.71	18398.85	89.29	299.81
Dec-16	100.75	1750	22000	100	350.43
Jan-17	100	1666.67	22000	74	300
Feb-17	102	1666.67	22000	105	350
YoY %	104	-16.67	9.77	71.66	75
MoM %	2	0	0	41.89	16.67

# Transport Fare Watch - February 2017

## Average Transport Fare by Categories -Kwara State



Months	Bus journey within city, per drop constant route	Bus journey intercity, state route, charge per person	Air fare charge for specified routes single journey	Journey by motorcycle (okada) per drop	Water transport : water way passenger transportation
Feb-16	100	1550	23500	50	350.74
Mar-16	75	1550	27000	51.67	351.47
Apr-16	75	1550	24500	60.33	352.21
May-16	100	1500	24500	55.67	352.95
Jun-16	102	1338.75	25000	67.25	353.69
Jul-16	75	1338.75	24500	58.81	354.43
Aug-16	75	1338.75	25100	55.24	355.18
Sep-16	75	1338.75	25152.71	55.35	355.92
Oct-16	101.31	1500.1	25862.13	67.85	361.19
Nov-16	100	1500.1	25000	82.14	361.95
Dec-16	200	2150	35000	82.14	502.71
Jan-17	125	1800.75	35000	68.57	500
Feb-17	120	1800	35000	61.11	500
YoY %	20	16.13	48.94	22.22	42.56
MoM %	-4	-0.04	0	-10.83	0

# Transport Fare Watch - February 2017

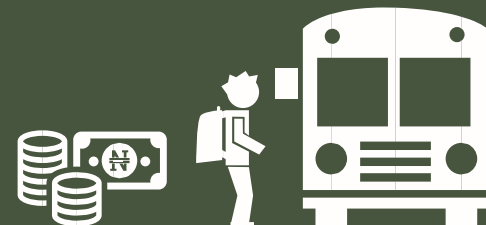
## Average Transport Fare by Categories -Lagos State



Months	Bus journey within city , per drop constant route	Bus journey intercity, state route, charge per person	Air fare charge for specified routes single journey	Journey by motorcycle (okada) per drop	Water transport : water way passenger transportation
Feb-16	124.31	1738.07	26555.65	90.52	350
Mar-16	124.44	1827.08	26611.42	91.88	425
Apr-16	128.44	1794.44	26667.3	109.33	416.67
May-16	141.92	1794.44	26723.3	96.02	462.5
Jun-16	141.92	1705	26779.42	99.29	475
Jul-16	141.92	1785.91	28000	92.5	425
Aug-16	141.92	2038.89	28058.8	92.78	425
Sep-16	141.92	2043.17	28117.72	92.97	425.89
Oct-16	140.95	1819.48	28724.6	98.8	432.67
Nov-16	168.5	1819.48	28784.93	92.86	450
Dec-16	178.5	2443.17	30000	150.9	550
Jan-17	150.59	2207.14	30000	120	500
Feb-17	143.53	2007.24	30000	121.43	500
YoY %	15.47	15.49	12.97	34.15	42.86
MoM %	-4.69	-9.06	0	1.19	0

# Transport Fare Watch - February 2017

## Average Transport Fare by Categories -Nasarawa State



Months	Bus journey within city , per drop constant route	Bus journey intercity, state route, charge per person	Air fare charge for specified routes single journey	Journey by motorcycle (okada) per drop	Water transport : water way passenger transportation
Feb-16	100	600	21845.78	51.25	422.45
Mar-16	100	600	21891.66	50	423.33
Apr-16	100	620.35	21937.63	60.14	424.22
May-16	100	620.35	21983.7	75.54	425.11
Jun-16	100	700	22029.86	54.29	426.01
Jul-16	100	700	22076.13	62.86	426.9
Aug-16	115	700	22122.49	57.32	427.8
Sep-16	115.51	700	22168.94	57.44	428.69
Oct-16	115.51	725.9	22468.79	87.77	482.38
Nov-16	115.36	750.85	24500.24	87.77	483.39
Dec-16	180.58	1033.33	26500.88	90.77	494.41
Jan-17	150	950	26500.09	75	450
Feb-17	103.33	980	26500.09	71.11	350
YoY %	3.33	63.33	21.31	38.75	-17.15
MoM %	-31.11	3.16	0	-5.19	-22.22



# Transport Fare Watch - February 2017

## Average Transport Fare by Categories -Niger State



Months	Bus journey within city , per drop constant route	Bus journey intercity, state route, charge per person	Air fare charge for specified routes single journey	Journey by motorcycle (okada) per drop	Water transport : water way passenger transportation
Feb-16	100	1708.33	20722.41	45.95	271.11
Mar-16	100	1800	20765.92	46.67	271.68
Apr-16	100	1800	20809.53	50.83	272.25
May-16	100	1858.33	20853.23	48.5	272.82
Jun-16	100	1858.33	20897.02	50.71	273.39
Jul-16	100	1858.33	20940.91	54.17	273.97
Aug-16	100	1858.33	20984.88	55.28	274.54
Sep-16	100	1858.33	21028.95	55.39	275.12
Oct-16	100	1942.17	21028.95	67.52	275.07
Nov-16	100	1942.17	21028.95	67.55	275.65
Dec-16	120	1992.17	26779.42	87.52	296.22
Jan-17	100	1816.67	26779.42	65	250.55
Feb-17	107.5	2337.5	26779.42	58	248.65
YoY %	7.5	36.83	29.23	26.22	-8.28
MoM %	7.5	28.67	0	-10.77	-0.76



# Transport Fare Watch - February 2017

## Average Transport Fare by Categories -Ogun State



Months	Bus journey within city , per drop constant route	Bus journey intercity, state route, charge per person	Air fare charge for specified routes single journey	Journey by motorcycle (okada) per drop	Water transport : water way passenger transportation
Feb-16	85	1292.22	24551.45	74	425
Mar-16	77.5	1270	24603.01	76.08	400
Apr-16	81.25	1278.46	24654.67	76.08	450
May-16	120.83	1240.48	24706.45	76.08	450
Jun-16	120.83	1141.67	24758.33	69.75	450
Jul-16	120.83	1109.52	24810.33	71	450
Aug-16	120.83	1109.52	24862.43	81.85	466.67
Sep-16	131.23	1109.52	24914.64	82.02	467.65
Oct-16	135	1349.99	24770.68	84.8	494.32
Nov-16	136.55	1349.99	24822.7	81.86	495.85
Dec-16	200	1550.56	26500.65	89.92	500
Jan-17	150.11	1350	26500	88.33	498.88
Feb-17	127.5	1300	26500	82.78	475
YoY %	50	0.6	7.94	11.86	11.76
MoM %	-15.06	-3.7	0	-6.29	-4.79

# Transport Fare Watch - February 2017

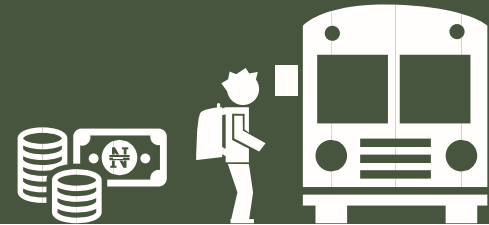
## Average Transport Fare by Categories -Ondo State



Months	Bus journey within city, per drop constant route	Bus journey intercity, state route, charge per person	Air fare charge for specified routes single journey	Journey by motorcycle (okada) per drop	Water transport : water way passenger transportation
Feb-16	91.96	1691.29	25000	97.32	350
Mar-16	65	1635	25000	98.75	400
Apr-16	69.64	1697.5	25000	101.74	550
May-16	65.83	1645.83	25000	100	475
Jun-16	100	1686.67	25000	100	450
Jul-16	100	1698.57	25000	100	450
Aug-16	100	1642.86	25000	100	500
Sep-16	100.25	1649.46	25000	100	501.05
Oct-16	102.55	1661.32	26271.68	100	532.38
Nov-16	108.22	1677.5	26326.85	100	532.38
Dec-16	140.55	1807.5	26382.14	155.25	632.38
Jan-17	120.55	1515.38	26382.14	126.47	570
Feb-17	81.82	1553.85	26000	125.88	600
YoY %	-11.03	-8.13	4	29.35	71.43
MoM %	-32.13	2.54	-1.45	-0.47	5.26

# Transport Fare Watch - February 2017


## Average Transport Fare by Categories -Osun State



Months	Bus journey within city, per drop constant route	Bus journey intercity, state route, charge per person	Air fare charge for specified routes single journey	Journey by motorcycle (okada) per drop	Water transport : water way passenger transportation
Feb-16	81.46	1616.82	23749.77	96.25	381.03
Mar-16	88.57	1622.5	23799.64	91	381.83
Apr-16	80.25	1423.93	23849.62	111.82	382.63
May-16	86.94	1423.93	23899.71	101.53	383.43
Jun-16	83.33	1423.93	23949.9	101.53	384.24
Jul-16	87.64	1423.93	24000.19	101.53	385.05
Aug-16	85.36	1538.61	24050.59	111.28	385.85
Sep-16	85.54	1538.61	24101.1	111.51	386.67
Oct-16	85.54	1538.7	24101.1	118.77	481.37
Nov-16	100.25	1538.78	24101.1	118.77	482.38
Dec-16	120.5	1638.61	24101.1	128.77	553.39
Jan-17	111.11	1576.47	24001.1	117.22	483.39
Feb-17	105	1441.18	24001.1	113.89	483.4
YoY %	28.9	-10.86	1.06	18.33	26.87
MoM %	-5.5	-8.58	0	-2.84	0

# Transport Fare Watch - February 2017

## Average Transport Fare by Categories -Oyo State



Months	Bus journey within city, per drop constant route	Bus journey intercity, state route, charge per person	Air fare charge for specified routes single journey	Journey by motorcycle (okada) per drop	Water transport : water way passenger transportation
Feb-16	52.5	942.61	22500	70.85	400.95
Mar-16	69.17	942.61	22500	59.57	401.79
Apr-16	85.58	942.61	22500	77.55	402.64
May-16	85.58	951.59	25000	71.88	403.48
Jun-16	85.58	943.33	25000	62.78	404.33
Jul-16	85.58	918.75	20000	65.21	405.18
Aug-16	101.75	1000.5	22500	82.78	406.03
Sep-16	101.96	1150.25	22547.25	82.95	406.88
Oct-16	118.58	1150.25	27045	72.61	481.37
Nov-16	118.78	1150.25	30000	73.18	481.37
Dec-16	158.58	1550.25	30000	73.18	501.37
Jan-17	143.64	980	30000	62.38	455.85
Feb-17	151.82	1055	30000	61.43	455.89
YoY %	142.91	11.92	33.33	-13.3	13.7
MoM %	5.7	7.65	0	-1.53	0.01



# Transport Fare Watch - February 2017

## Average Transport Fare by Categories -Plateau State



Months	Bus journey within city , per drop constant route	Bus journey intercity, state route, charge per person	Air fare charge for specified routes single journey	Journey by motorcycle (okada) per drop	Water transport : water way passenger transportation
Feb-16	77.08	1500	23810.23	52	200
Mar-16	85	1512.5	23860.23	50	200
Apr-16	87.5	1512.5	25000	52	200.42
May-16	92.5	1625	25052.5	53.57	200.84
Jun-16	86.25	1162.5	20000	52.5	201.26
Jul-16	85.5	1120.35	20000	51	201.69
Aug-16	90	1120.35	20042	57.86	202.11
Sep-16	90.19	1120.35	20084.09	57.98	202.53
Oct-16	88.65	1125.22	24054.36	61.19	223.43
Nov-16	116.67	1125.22	24104.88	82	234.01
Dec-16	126.67	1500.33	25550.21	83.33	254.58
Jan-17	110	1200	25550.21	53.33	245.68
Feb-17	78.57	1400	25550.21	62.86	248.55
YoY %	1.93	-6.67	7.31	20.88	24.28
MoM %	-28.57	16.67	0	17.86	1.17



# Transport Fare Watch - February 2017

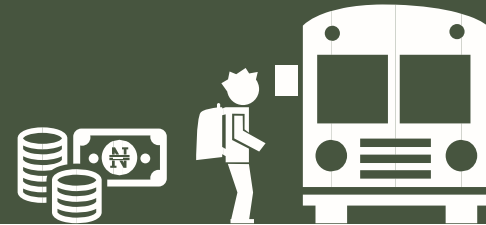
## Average Transport Fare by Categories -Rivers State



Months	Bus journey within city , per drop constant route	Bus journey intercity, state route, charge per person	Air fare charge for specified routes single journey	Journey by motorcycle (okada) per drop	Water transport : water way passenger transportation
Feb-16	100	1471.43	27500	154.17	1350
Mar-16	100	1467.5	25000	150	1700
Apr-16	100	1487.5	25000	150	1700
May-16	100	1487.5	25000	153.33	1750
Jun-16	100	1586.67	25000	152.5	1650
Jul-16	100	1606.67	25052.5	159.58	1766.67
Aug-16	100	1626.67	25000	150	1725
Sep-16	100	1646.67	25052.5	150.32	1727.36
Oct-16	104.44	1635.65	24425.55	150.32	1727.36
Nov-16	105.68	1850.27	24476.84	150.32	1727.36
Dec-16	156.07	2050.27	28000	200.32	2025
Jan-17	128.33	1535.71	28000	153.85	1533.33
Feb-17	121.25	1520.83	28000	152.5	1333.33
YoY %	21.25	3.36	1.82	-1.08	-1.23
MoM %	-5.52	-0.97	0	-0.87	-13.04

# Transport Fare Watch - February 2017

## Average Transport Fare by Categories -Sokoto State



Months	Bus journey within city , per drop constant route	Bus journey intercity, state route, charge per person	Air fare charge for specified routes single journey	Journey by motorcycle (okada) per drop	Water transport : water way passenger transportation
Feb-16	50.25	1202.52	22046.2	60.13	431.35
Mar-16	60	1202.52	22000	60	432.26
Apr-16	60	1202.52	29000	70	433.17
May-16	60	1202.52	22000	72.5	434.08
Jun-16	60	1350	22000	72.5	434.99
Jul-16	60	1350	26000	70	435.9
Aug-16	60	1591.67	22500	87	436.82
Sep-16	75.16	1591.67	27150.23	86.88	439.09
Oct-16	75.55	1547	25828	80.64	481.37
Nov-16	80	1575.47	27000	90.69	482.38
Dec-16	85	1747	30000	100.54	499.89
Jan-17	75	1600	29500.09	75.71	470.76
Feb-17	100	1466.67	29000	73.33	470.96
YoY %	99	21.97	31.54	21.97	9.18
MoM %	33.33	-8.33	-1.7	-3.14	0.04

# Transport Fare Watch - February 2017

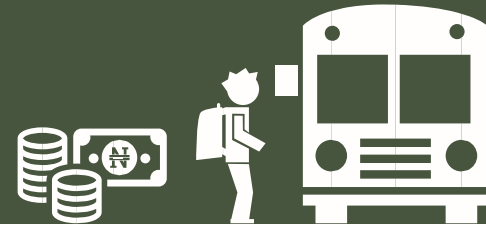
## Average Transport Fare by Categories -Taraba State



Months	Bus journey within city , per drop constant route	Bus journey intercity, state route, charge per person	Air fare charge for specified routes single journey	Journey by motorcycle (okada) per drop	Water transport : water way passenger transportation
Feb-16	50.08	1490	25000	62.5	301.06
Mar-16	57.5	1402.08	25000	60	325
Apr-16	55.75	1562.5	25000	68.75	325.68
May-16	60	1522.5	25000	67.17	326.37
Jun-16	60	1562.5	25000	75	327.05
Jul-16	58.99	1556.5	25000	75	327.74
Aug-16	59.55	1500.21	25052.5	75	328.43
Sep-16	57.18	1550.21	25052.5	75	343.12
Oct-16	58.78	1565.55	25052.5	98.74	383.37
Nov-16	75	1500.21	35000	98.74	382.58
Dec-16	80.68	1800.54	35000	116.25	453.99
Jan-17	75	1744.44	35000	100.25	433.39
Feb-17	100	1466.67	35000	104.29	440.35
YoY %	99.66	-1.57	40	66.86	46.27
MoM %	33.33	-15.92	0	4.03	1.61

# Transport Fare Watch - February 2017

## Average Transport Fare by Categories -Yobe State



Months	Bus journey within city , per drop constant route	Bus journey intercity, state route, charge per person	Air fare charge for specified routes single journey	Journey by motorcycle (okada) per drop	Water transport : water way passenger transportation
Feb-16	50.89	1250	25052.5	40.08	255.75
Mar-16	50.87	1150	25105.11	50	269.85
Apr-16	50.85	1150	25157.83	50.11	280.76
May-16	50.25	1150	25210.66	50.21	257.03
Jun-16	52.25	1150	25263.6	50.32	308.22
Jul-16	55.25	1150	25316.66	50.42	310.47
Aug-16	57.75	1175	25369.82	50	320.54
Sep-16	58.32	1151.16	25361.19	50.42	325.22
Oct-16	59.32	1199.48	25361.19	50.42	331.37
Nov-16	60.32	1199.98	25361.19	50.42	345.55
Dec-16	75.24	1450	26584.03	81.97	380.45
Jan-17	65	1233.33	26584.93	75.55	340.55
Feb-17	60	1125	26584.93	75.55	340.5
YoY %	17.9	-10	6.12	88.48	33.14
MoM %	-7.69	-8.78	0	0	-0.01



# Transport Fare Watch - February 2017

## Average Transport Fare by Categories -Zamfara State



Months	Bus journey within city , per drop constant route	Bus journey intercity, state route, charge per person	Air fare charge for specified routes single journey	Journey by motorcycle (okada) per drop	Water transport : water way passenger transportation
Feb-16	55.78	945.83	22046.2	50	240
Mar-16	57.83	1037.5	22092.5	50	240.5
Apr-16	58.85	1027.57	22138.89	60.56	241.01
May-16	55.93	1052.86	22185.38	60.56	241.52
Jun-16	56.78	1072.86	22231.97	60.56	242.02
Jul-16	57.55	1050.22	22278.66	65.22	283.97
Aug-16	58.83	1050.72	22325.44	65.22	283.97
Sep-16	57.89	1150.22	22325.44	67.49	283.97
Oct-16	58.83	1150.88	22770.68	67.49	308.22
Nov-16	59.26	1150.24	22818.5	73.81	308.87
Dec-16	90.26	1800.15	23866.42	83.81	359.51
Jan-17	84.29	1270	23870.42	65.29	310.55
Feb-17	94.44	1186.67	24050.55	54.09	315.45
YoY %	69.32	25.46	9.09	8.18	31.44
MoM %	12.05	-6.56	0.75	-17.16	1.58



# AVERAGE TRANSPORT FARE BY STATE AND CATEGORY NGN

## Bus journey within city , per drop constant route

STATE	Jan-16	Feb-16	Mar-16	Apr-16	May-16	Jun-16	Jul-16	Aug-16	Sep-16	Oct-16	Nov-16	Dec-16	Jan-17	Feb-17	Feb 2016-Feb 2017 %	Jan 2017-Feb 2017 %
	Abia	80.71	87.77	73.81	96.67	84.71	73.82	73.82	121.61	114.29	109.37	128.57	130.52	130.65	130.83	49.07
Abuja	50.00	50.11	75.00	87.50	75.00	75.00	75.00	83.33	125.00	185.74	250.00	300.00	290.55	257.50	413.92	-11.37
Adamawa	80.00	80.17	67.50	67.50	100.00	70.00	70.00	70.15	90.00	92.26	100.00	250.00	200.00	200.00	149.48	0.00
Akwa Ibom	100.00	100.00	150.00	150.00	100.00	100.00	100.00	150.00	100.00	114.01	150.00	167.50	132.50	150.00	50.00	13.21
Anambra	61.36	55.42	57.08	69.83	70.56	66.06	64.32	65.58	103.75	82.15	95.76	125.55	100.00	92.73	67.33	-7.27
Bayelsa	127.50	60.00	75.00	70.00	92.50	85.00	70.00	70.11	70.21	75.00	75.00	85.00	70.00	100.00	66.67	42.86
Bauchi	50.00	60.00	75.00	70.00	92.50	85.00	70.00	70.11	70.21	75.00	75.00	85.00	70.00	100.00	66.67	42.86
Benue	50.00	50.00	50.00	71.25	66.67	66.67	66.67	66.67	66.67	101.55	111.55	147.50	127.50	132.50	165.00	3.92
Borno	40.00	47.50	40.00	46.67	49.00	43.75	47.50	50.00	62.50	51.69	75.00	85.00	50.00	68.75	44.74	37.50
Cross River	108.33	157.50	183.75	150.00	186.90	190.00	195.00	200.00	203.75	209.80	218.75	253.75	210.00	223.33	41.80	6.35
Delta	101.25	86.43	70.00	96.67	96.67	96.67	149.00	149.00	149.31	149.31	186.43	196.43	153.33	138.89	60.70	-9.42
Ebonyi	102.50	102.50	102.25	102.05	103.50	105.66	105.86	105.76	105.79	105.45	105.25	150.25	120.75	175.00	70.73	44.93
Edo	110.00	100.00	115.50	117.50	100.00	100.00	100.00	120.00	120.00	120.00	120.00	130.00	125.00	126.25	26.25	1.00
Ekiti	75.00	102.50	105.69	104.25	105.71	100.93	100.00	104.75	105.05	103.02	100.63	150.25	127.33	125.33	22.28	-1.57
Enugu	65.00	69.67	61.62	81.29	63.21	70.43	70.43	70.43	99.26	80.95	110.12	110.12	73.68	78.89	13.24	7.06
Gombe	55.00	57.55	51.67	51.77	56.83	55.91	62.52	61.50	68.77	67.65	75.65	105.87	99.89	83.33	44.80	-16.57
Imo	90.83	79.79	79.79	93.33	87.77	87.77	87.77	91.15	103.02	94.96	119.87	120.87	105.63	114.62	43.65	8.51
Jigawa	96.67	92.50	95.00	90.00	90.00	90.00	90.00	90.00	129.35	124.30	130.00	262.50	160.00	160.00	72.97	0.00
Kaduna	80.00	79.75	78.75	101.25	125.00	120.29	120.25	120.25	120.25	120.25	153.33	165.00	175.00	155.56	95.05	-11.11
Kano	74.17	73.33	72.50	77.50	76.67	100.00	100.00	102.00	103.40	100.57	111.67	150.25	132.50	120.00	63.64	-9.43
Katsina	115.00	200.00	100.00	100.00	115.00	100.00	100.00	100.00	94.83	113.20	233.33	233.33	100.00	125.00	-37.50	25.00
Kebbi	50.00	50.00	75.00	50.00	50.00	55.00	50.00	50.00	70.59	70.59	77.50	105.22	101.67	90.00	80.00	-11.48
Kogi	50.00	50.00	50.00	50.00	50.00	50.55	50.00	50.11	50.21	50.75	52.45	100.75	100.00	102.00	104.00	2.00
Kwara	75.00	100.00	75.00	75.00	100.00	102.00	75.00	75.00	75.00	101.31	100.00	200.00	125.00	120.00	20.00	-4.00
Lagos	124.17	124.31	124.44	128.44	141.92	141.92	141.92	141.92	141.92	140.95	168.50	178.50	150.59	143.53	15.47	-4.69
Nassarawa	100.00	100.00	100.00	100.00	100.00	100.00	100.00	115.00	115.51	115.51	115.36	180.58	150.00	103.33	3.33	-31.11
Niger	68.00	100.00	100.00	100.00	100.00	100.00	100.00	100.00	100.00	100.00	100.00	120.00	100.00	107.50	7.50	7.50
Ogun	77.50	85.00	77.50	81.25	120.83	120.83	120.83	120.83	131.23	135.00	136.55	200.00	150.11	127.50	50.00	-15.06
Ondo	73.57	91.96	65.00	69.64	65.83	100.00	100.00	100.00	100.25	102.55	108.22	140.55	120.55	81.82	-11.03	-32.13
Osun	81.88	81.46	88.57	80.25	86.94	83.33	87.64	85.36	85.54	85.54	100.25	120.50	111.11	105.00	28.90	-5.50
Oyo	63.75	62.50	69.17	85.58	85.58	85.58	85.58	101.75	101.96	118.58	118.78	158.58	143.64	151.82	142.91	5.70
Plateau	87.50	77.08	85.00	87.50	92.50	86.25	85.50	90.00	90.19	88.65	116.67	126.67	110.00	78.57	1.93	-28.57
Rivers	100.00	100.00	100.00	100.00	100.00	100.00	100.00	100.00	100.00	104.44	105.68	156.07	128.33	121.25	21.25	-5.52
Sokoto	50.25	50.25	60.00	60.00	60.00	60.00	60.00	60.00	75.16	75.55	80.00	85.00	75.00	100.00	99.00	33.33
Taraba	50.00	50.08	57.50	55.75	60.00	60.00	58.99	59.55	57.18	58.78	75.00	80.68	75.00	100.00	99.66	33.33
Yobe	50.00	50.89	50.87	50.85	50.25	52.25	55.25	57.75	58.32	59.32	60.32	75.24	65.00	60.00	17.90	-7.69
Zamfara	55.00	55.78	57.83	58.85	55.93	56.78	57.55	58.83	57.89	58.83	59.26	90.26	84.29	94.44	69.32	12.05
<b>STATES' AVERAGE</b>																
<b>NGN</b>	<b>77.57</b>	<b>81.67</b>	<b>81.51</b>	<b>84.54</b>	<b>88.05</b>	<b>87.50</b>	<b>87.74</b>	<b>92.66</b>	<b>97.74</b>	<b>101.15</b>	<b>116.23</b>	<b>149.28</b>	<b>122.83</b>	<b>122.85</b>		
<b>Month-on-Month %</b>		<b>5.29</b>	<b>(0.20)</b>	<b>3.73</b>	<b>4.15</b>	<b>(0.63)</b>	<b>0.28</b>	<b>5.61</b>	<b>5.48</b>	<b>3.49</b>	<b>14.91</b>	<b>28.44</b>	<b>(17.72)</b>	<b>0.01</b>		
<b>Year-on-Year %</b>													<b>58.35</b>	<b>50.42</b>		



# AVERAGE TRANSPORT FARE BY STATE AND CATEGORY NGN

Bus journey intercity, state route, charg. per drop

STATE	Jan-16	Feb-16	Mar-16	Apr-16	May-16	Jun-16	Jul-16	Aug-16	Sep-16	Oct-16	Nov-16	Dec-16	Jan-17	Feb-17	Feb 2016-Feb	Jan 2017-Feb 2017 %
															2017 %	
Abia	580.56	408.73	416.96	535.42	463.10	503.33	560.33	428.57	450.65	593.09	407.14	628.57	593.33	683.33	67.18	15.17
Abuja	1600.00	1600.00	2500.00	2500.00	2500.00	5000.00	5000.00	4600.00	4675.00	4567.74	5000.00	5333.33	4960.00	4566.67	185.42	-7.93
Adamawa	1700.00	1703.57	2058.33	2058.33	1500.00	1500.00	1500.00	1450.00	1450.00	1450.00	1450.98	3500.00	3500.45	3350.00	96.65	-4.30
Akwa Ibom	666.67	625.00	666.67	633.33	800.00	725.00	830.00	775.00	1133.33	718.29	830.00	1133.33	900.00	875.00	40.00	-2.78
Anambra	566.67	510.42	520.00	659.09	560.42	589.58	550.00	630.00	900.00	811.63	806.25	1100.00	900.00	859.09	68.31	-4.55
Bayelsa	1000.00	1000.00	1000.00	1000.00	1275.00	1000.00	1016.67	1000.00	1000.00	1248.70	1000.00	1412.50	1157.14	1011.11	1.11	-12.62
Bauchi	780.23	712.50	850.00	887.50	641.67	775.00	850.00	875.00	850.67	802.09	725.00	966.67	850.00	850.00	19.30	0.00
Benue	2000.00	2000.00	2000.00	2000.00	1875.00	1875.00	1875.00	1368.18	1571.43	1571.43	2000.00	2200.00	1650.00	1881.82	-5.91	14.05
Borno	1500.00	1500.00	1500.00	1500.00	1500.00	1750.00	1500.00	1587.50	1500.00	1500.00	1500.00	2000.00	2100.00	2333.33	55.56	11.11
Cross River	1133.75	1400.00	1195.83	1370.00	1200.00	1200.00	1200.00	1200.00	1480.36	1317.79	1316.29	1364.29	1180.00	1316.67	-5.95	11.58
Delta	640.63	640.63	680.00	688.75	950.00	812.50	812.50	812.50	812.50	812.50	1100.00	1200.00	1110.00	1009.09	57.52	-9.09
Ebonyi	512.50	637.50	512.50	656.67	637.50	633.33	631.25	614.58	823.14	725.50	725.50	833.33	700.00	750.00	17.65	7.14
Edo	1025.00	875.00	887.00	975.83	950.00	920.00	895.24	1141.67	1144.06	1188.60	950.75	1243.75	970.00	883.33	0.95	-8.93
Ekiti	1307.78	1463.54	1322.22	1303.13	1459.38	1516.67	1571.88	1500.00	1507.35	1512.78	1419.29	1863.33	1490.91	1363.64	-6.83	-8.54
Enugu	705.71	705.71	705.71	733.50	733.50	733.50	733.50	733.50	1001.15	1000.07	1031.96	1422.50	1053.13	1053.83	49.33	0.07
Gombe	591.67	591.67	585.00	611.67	611.67	662.50	850.00	850.00	1002.86	1200.50	1345.00	1500.22	1350.00	1037.50	75.35	-23.15
Imo	745.71	632.40	632.40	769.64	734.55	734.55	734.55	734.55	1009.53	1009.53	1009.53	1207.14	976.67	879.17	39.02	-9.98
Jigawa	523.86	551.39	775.00	675.00	645.45	668.18	644.44	644.44	809.08	851.39	747.92	1047.92	972.73	978.18	77.40	0.56
Kaduna	819.29	713.54	1060.00	1025.00	1073.21	1212.50	1039.58	1033.04	1330.30	1099.22	944.44	1245.83	1190.91	1200.00	68.18	0.76
Kano	632.50	684.52	700.00	695.83	689.52	780.95	773.81	771.25	954.16	783.53	783.33	885.35	863.64	850.00	24.17	-1.58
Katsina	583.33	505.00	616.67	616.67	566.67	587.50	650.00	626.67	940.02	797.15	637.50	650.25	742.86	950.00	88.12	27.88
Kebbi	966.67	1000.00	1000.00	1057.14	1000.00	1000.00	1075.00	1088.33	1137.20	1183.27	1016.67	1350.00	1275.00	1250.00	25.00	-1.96
Kogi	1666.67	2000.00	2000.00	1750.00	1785.00	1712.50	1712.50	1500.00	1503.15	1637.61	1637.71	1750.00	1666.67	1666.67	-16.67	0.00
Kwara	1250.00	1550.00	1550.00	1550.00	1500.00	1338.75	1338.75	1338.75	1338.75	1500.10	1500.10	2150.00	1800.75	1800.00	16.13	-0.04
Lagos	1550.79	1738.07	1827.08	1794.44	1794.44	1705.00	1785.91	2038.89	2043.17	1819.48	1819.48	2443.17	2207.14	2007.24	15.49	-9.06
Nassarawa	600.00	600.00	600.00	620.35	620.35	700.00	700.00	700.00	700.00	725.90	750.85	1033.33	950.00	980.00	63.33	3.16
Niger	1833.33	1708.33	1800.00	1800.00	1858.33	1858.33	1858.33	1858.33	1858.33	1942.17	1942.17	1992.17	1816.67	2337.50	36.83	28.67
Ogun	1477.08	1292.22	1270.00	1278.46	1240.48	1141.67	1109.52	1109.52	1109.52	1349.99	1349.99	1550.56	1350.00	1300.00	0.60	-3.70
Ondo	1542.05	1691.29	1635.00	1697.50	1645.83	1686.67	1698.57	1642.86	1649.46	1661.32	1677.50	1807.50	1515.38	1553.85	-8.13	2.54
Osun	1415.00	1616.82	1622.50	1423.93	1423.93	1423.93	1423.93	1538.61	1538.61	1538.70	1538.78	1638.61	1576.47	1441.18	-10.86	-8.58
Oyo	770.83	942.61	942.61	942.61	951.59	943.33	918.75	1000.50	1150.25	1150.25	1150.25	1550.25	980.00	1055.00	11.92	7.65
Plateau	1587.50	1500.00	1512.50	1512.50	1625.00	1162.50	1120.35	1120.35	1120.35	1125.22	1125.22	1500.33	1200.00	1400.00	-6.67	16.67
Rivers	1406.25	1471.43	1467.50	1487.50	1487.50	1586.67	1606.67	1626.67	1646.67	1635.65	1850.27	2050.27	1535.71	1520.83	3.36	-0.97
Sokoto	1200.00	1202.52	1202.52	1202.52	1202.52	1350.00	1350.00	1591.67	1591.67	1547.00	1575.47	1747.00	1600.00	1466.67	21.97	-8.33
Taraba	1437.50	1490.00	1402.08	1562.50	1522.50	1562.50	1556.50	1500.21	1550.21	1565.55	1500.21	1800.54	1744.44	1466.67	-1.57	-15.92
Yobe	1100.00	1250.00	1150.00	1150.00	1150.00	1150.00	1150.00	1175.00	1151.16	1199.48	1199.98	1450.00	1233.33	1125.00	-10.00	-8.78
Zamfara	981.67	945.83	1037.50	1027.57	1052.86	1072.86	1050.22	1050.72	1150.22	1150.88	1150.24	1800.15	1270.00	1186.67	25.46	-6.56
<b>STATES' AVERAGE NGN</b>	<b>1091.92</b>	<b>1120.55</b>	<b>1167.66</b>	<b>1182.50</b>	<b>1168.30</b>	<b>1231.75</b>	<b>1234.43</b>	<b>1223.16</b>	<b>1313.09</b>	<b>1305.25</b>	<b>1311.24</b>	<b>1631.14</b>	<b>1430.63</b>	<b>1411.87</b>		
<b>Month-on-Month %</b>		<b>2.62</b>	<b>4.20</b>	<b>1.27</b>	<b>(1.20)</b>	<b>5.43</b>	<b>0.22</b>	<b>(0.91)</b>	<b>7.35</b>	<b>(0.60)</b>	<b>0.46</b>	<b>24.40</b>	<b>(12.29)</b>	<b>(1.31)</b>		
<b>Year-on-Year %</b>													<b>31.02</b>	<b>26.00</b>		



# AVERAGE TRANSPORT FARE BY STATE AND CATEGORY NGN

## Air fare charge.for specified routes single journey

															Year on Year	Month on Month
STATE	Jan-16	Feb-16	Mar-16	Apr-16	May-16	Jun-16	Jul-16	Aug-16	Sep-16	Oct-16	Nov-16	Dec-16	Jan-17	Feb-17	Feb 2016-Feb 2017 %	Jan 2017-Feb 2017 %
<b>Abia</b>																
Abuja	28000.00	28058.80	28117.72	24000.00	24000.00	24000.00	25000.00	24000.00	24000.00	25365.39	25418.66	35000.00	35000.00	35000.00	24.74	0.00
Adamawa	37000.00	37077.70	27000.00	27000.00	26000.00	26000.00	24000.00	24050.40	24000.00	29970.41	26000.00	37000.00	37700.00	35000.00	-5.60	-7.16
Akwa Ibom	25000.32	25052.82	25105.43	25158.15	25210.99	25263.93	35000.00	27000.00	27000.00	26406.00	27000.00	35000.00	35000.00	35000.00	39.70	0.00
<b>Anambra</b>																
Bayelsa	28897.23	28957.91	29018.73	29079.67	29140.73	29201.93	29263.25	29324.70	29386.29	25642.23	25400.00	29500.21	29500.21	29500.21	1.87	0.00
Bauchi																
Benue	20000.00	20042.00	20084.09	20126.26	20168.53	20210.88	20253.33	20295.86	20338.48	28770.68	28810.10	28840.60	28849.88	28849.88	43.95	0.00
Borno	30000.00	30833.33	30000.00	30000.00	25005.00	32000.00	30000.00	30000.00	30000.00	30063.00	29310.66	35000.00	35000.00	35878.89	16.36	0.00
Cross River	22000.00	26000.00	30000.00	26000.00	24000.00	22500.00	23250.00	25833.33	24750.00	25077.45	27625.00	35650.00	35758.00	35758.00	37.53	0.00
Delta	19250.00	19250.00	25000.00	19250.00	25000.00	36000.00	37000.00	35500.00	35574.55	30780.70	35000.00	35500.00	35900.00	35000.00	81.82	-2.51
<b>Ebonyi</b>																
Edo	26000.00	26054.60	28000.00	28000.00	25000.00	25052.50	25105.11	25000.00	25052.50	25052.50	40000.00	40000.00	40000.00	40000.00	53.52	0.00
<b>Ekiti</b>																
Enugu	20500.00	20500.00	24666.67	20833.33	20666.67	20500.00	22000.00	22000.00	21438.17	21834.44	23500.00	35000.00	34500.00	32000.00	56.10	-7.25
Gombe	25000.00	25000.00	25000.00	25000.00	25000.00	25000.00	25000.00	25000.00	25000.00	32203.06	32203.06	32203.06	33500.45	33500.45	34.00	0.00
Imo	22000.00	22046.20	22092.50	22138.89	22185.38	22231.97	22278.66	22325.44	22325.44	22470.27	22517.45	29564.74	29599.39	29599.39	34.26	0.00
<b>Jigawa</b>																
Kaduna	21450.00	21495.05	21540.18	21585.42	21630.75	21676.17	21721.69	21767.31	21962.85	23210.89	23259.63	23308.48	23308.48	23308.48	8.44	0.00
Kano	15000.00	20000.00	15000.00	15000.00	15031.50	15000.00	15031.50	15063.07	22981.23	25211.56	25264.50	25317.56	25227.56	25227.56	26.14	0.00
Katsina	15000.00	15031.50	15063.07	15094.70	15126.40	15158.16	15190.00	15221.89	18438.20	18720.22	18759.53	18798.93	18900.93	21000.00	39.71	11.11
Kebbi	21000.00	21044.10	21088.29	21132.58	21176.96	21221.43	21265.99	21310.65	17852.33	18770.68	18810.10	25000.00	25000.00	28000.00	33.05	12.00
<b>Kogi</b>																
Kwara	18500.00	23500.00	27000.00	24500.00	24500.00	25000.00	24500.00	25100.00	25152.71	25862.13	25000.00	35000.00	35000.00	35000.00	48.94	0.00
Lagos	26500.00	26555.65	26611.42	26667.30	26723.30	26779.42	28000.00	28058.80	28117.72	28724.60	28784.93	30000.00	30000.00	30000.00	12.97	0.00
<b>Nassarawa</b>																
Niger	20678.98	20722.41	20765.92	20809.53	20853.23	20897.02	20940.91	20984.88	21028.95	21028.95	21028.95	26779.42	26779.42	26779.42	29.23	0.00
<b>Ogun</b>																
Ondo	26000.00	25000.00	25000.00	25000.00	25000.00	25000.00	25000.00	25000.00	25000.00	26271.68	26326.85	26382.14	26382.14	26000.00	4.00	-1.45
<b>Osun</b>																
Oyo	19625.00	22500.00	22500.00	22500.00	25000.00	25000.00	20000.00	22500.00	22547.25	27045.00	30000.00	30000.00	30000.00	30000.00	33.33	0.00
Plateau	23760.33	23810.23	23860.23	25000.00	25052.50	20000.00	20000.00	20042.00	20084.09	24054.36	24104.88	25550.21	25550.21	25550.21	7.31	0.00
Rivers	28000.00	27500.00	25000.00	25000.00	25000.00	25000.00	25052.50	25000.00	25052.50	24425.55	24476.84	28000.00	28000.00	28000.00	1.82	0.00
Sokoto	22000.00	22046.20	22000.00	29000.00	22000.00	22000.00	26000.00	22500.00	27150.23	25828.00	27000.00	30000.00	29500.09	29000.00	31.54	-1.70
Taraba	25000.00	25000.00	25000.00	25000.00	25000.00	25000.00	25000.00	25052.50	25052.50	25052.50	35000.00	35000.00	35000.00	35000.00	40.00	0.00
<b>Yobe</b>																
<b>Zamfara</b>																
<b>STATES' AVERAGE</b>																
<b>NGN</b>	23446.47	24123.14	24180.57	23715.03	23338.88	23827.74	24234.12	23917.23	24662.08	25483.60	27051.62	30747.71	30793.43	30718.10		
<b>Month-on-Month %</b>		2.89	0.24	(1.93)	(1.59)	2.09	1.71	(1.31)	3.11	3.33	6.15	13.66	0.15	(0.24)		
<b>Year-on-Year %</b>													31.33	27.34		



# AVERAGE TRANSPORT FARE BY STATE AND CATEGORY NGN

## Journey by motorcycle (okada) per drop

STATE	Jan-16	Feb-16	Mar-16	Apr-16	May-16	Jun-16	Jul-16	Aug-16	Sep-16	Oct-16	Nov-16	Dec-16	Jan-17	Feb-17	Year on Year	Month on Month
															Feb 2016-Feb	Jan 2017-Feb 2017 %
															2017 %	%
Abia	132.78	103.89	105.00	124.33	128.94	102.92	107.50	108.13	116.43	141.19	129.44	152.78	155.38	151.25	45.59	-2.66
Abuja	55.00	55.00	55.00	60.00	57.50	62.50	62.50	57.50	72.50	80.63	85.00	87.50	82.50	82.67	50.30	0.20
Adamawa	60.00	60.13	70.00	70.15	70.29	70.44	70.59	70.74	70.89	70.00	70.00	70.15	70.45	70.45	17.17	0.00
Akwa Ibom	145.00	150.00	153.33	195.83	155.00	161.67	160.33	153.33	160.00	187.17	162.50	164.17	158.75	137.14	-8.57	-13.61
Anambra	69.58	67.08	70.00	102.33	78.06	79.17	77.92	99.17	80.00	100.12	100.12	130.12	110.00	103.64	54.49	-5.79
Bayelsa	125.00	120.00	137.50	127.50	120.00	120.00	120.00	120.00	120.25	120.00	124.17	183.33	150.00	150.00	25.00	0.00
Bauchi	75.00	66.67	52.00	80.00	78.75	86.67	75.00	61.07	50.00	56.32	75.00	75.00	64.00	66.67	0.00	4.17
Benue	70.00	78.33	103.75	70.00	78.13	78.89	72.08	95.00	85.42	117.55	119.55	120.55	116.36	110.00	40.43	-5.47
Borno	50.00	50.11	50.21	87.50	50.00	75.00	50.00	50.00	50.00	59.96	75.00	100.00	80.00	75.00	49.69	-6.25
Cross River	166.67	133.75	135.83	138.89	124.72	121.67	115.83	140.00	117.50	112.17	120.83	143.96	116.00	105.88	-20.84	-8.72
Delta	71.25	90.42	77.50	73.00	78.75	79.29	74.29	74.33	74.49	90.42	90.42	94.38	80.00	81.82	-9.51	2.27
Ebonyi	73.75	68.33	69.17	93.33	92.50	86.67	74.17	77.92	107.03	107.03	107.03	120.54	112.86	116.67	70.73	3.38
Edo	81.00	81.00	122.50	127.50	130.00	130.00	130.00	130.00	130.00	130.00	152.25	172.25	154.67	150.83	86.21	-2.48
Ekiti	54.74	53.58	53.13	76.16	63.92	61.38	54.77	63.47	63.60	65.37	65.37	65.37	53.89	53.67	0.17	-0.41
Enugu	97.50	86.25	120.00	119.38	119.38	119.38	119.38	114.12	123.35	126.62	120.28	130.00	116.00	131.50	52.46	13.36
Gombe	65.83	60.00	71.79	76.67	85.83	78.75	81.25	84.58	73.92	80.24	74.00	85.00	77.50	65.56	9.26	-15.41
Imo	104.78	96.67	114.43	113.33	106.25	105.71	124.86	121.57	119.85	120.68	131.29	145.58	132.35	145.00	50.00	9.56
Jigawa	58.75	58.75	58.75	95.68	78.75	78.75	65.68	77.92	71.43	62.30	71.67	88.75	75.71	76.92	30.93	1.60
Kaduna	63.83	69.38	52.92	59.50	57.92	65.19	61.50	67.07	81.13	63.92	67.88	72.50	56.00	70.00	0.90	25.00
Kano	58.18	87.50	84.00	82.26	52.50	59.38	58.33	83.33	82.28	96.24	62.73	95.28	79.23	88.89	1.59	12.19
Katsina	46.50	42.50	51.46	55.67	47.50	55.34	51.67	47.50	72.93	59.67	64.38	68.58	59.23	58.18	36.90	-1.77
Kebbi	55.57	55.50	59.76	69.76	60.08	58.79	58.75	52.50	59.94	50.34	71.11	71.11	64.38	60.59	9.17	-5.88
Kogi	62.00	61.17	64.00	63.14	65.24	65.93	62.00	72.86	73.18	75.94	89.29	100.00	74.00	105.00	71.66	41.89
Kwara	50.00	50.00	51.67	60.33	55.67	67.25	58.81	55.24	55.35	67.85	82.14	82.14	68.57	61.11	22.22	-10.88
Lagos	92.73	90.52	91.88	109.33	96.02	99.29	92.50	92.78	92.97	98.80	92.86	150.90	120.00	121.43	34.15	1.19
Nassarawa	53.89	51.25	50.00	60.14	75.54	54.29	62.86	57.32	57.44	87.77	87.77	90.77	75.00	71.11	38.75	-5.19
Niger	42.50	45.95	46.67	50.83	48.50	50.71	54.17	55.28	55.39	67.52	67.55	87.52	65.00	58.00	26.22	-10.77
Ogun	74.00	74.00	76.08	76.08	76.08	69.75	71.00	81.85	82.02	84.80	81.86	89.92	88.33	82.78	11.86	-6.29
Ondo	85.81	97.32	98.75	101.74	100.00	100.00	100.00	100.00	100.00	100.00	100.00	155.25	126.47	125.88	29.35	-0.47
Osun	69.00	96.25	91.00	111.82	101.53	101.53	101.53	111.28	111.51	118.77	118.77	128.77	117.22	113.89	18.33	-2.84
Oyo	57.20	70.85	59.57	77.55	71.88	62.78	65.21	82.78	82.95	72.61	73.18	73.18	62.38	61.43	-13.30	-1.53
Plateau	56.00	52.00	50.00	52.00	53.57	52.50	51.00	57.86	57.98	61.19	82.00	83.33	53.33	62.86	20.88	17.86
Rivers	153.75	154.17	150.00	150.00	153.33	152.50	159.58	150.00	150.32	150.32	150.32	200.32	153.85	152.50	-1.08	-0.87
Sokoto	60.00	60.13	60.00	70.00	72.50	72.50	70.00	87.00	86.88	80.64	90.69	100.54	75.71	73.33	21.97	-3.14
Taraba	65.42	62.50	60.00	68.75	67.17	75.00	75.00	75.00	75.00	98.74	98.74	116.25	100.25	104.29	66.86	4.03
Yobe	40.00	40.08	50.00	50.11	50.21	50.32	50.42	50.00	50.42	50.42	50.42	81.97	75.55	75.55	88.48	0.00
Zamfara	50.00	50.00	50.00	60.56	60.56	60.56	65.22	65.22	67.49	67.49	73.81	83.81	65.29	54.09	8.18	-17.16
<b>STATES' AVERAGE NGN</b>	<b>75.49</b>	<b>75.43</b>	<b>78.85</b>	<b>88.14</b>	<b>82.77</b>	<b>83.04</b>	<b>81.23</b>	<b>84.96</b>	<b>86.00</b>	<b>91.37</b>	<b>94.04</b>	<b>109.77</b>	<b>94.22</b>	<b>93.93</b>		
<b>Month-on-Month %</b>		<b>(0.07)</b>	<b>4.54</b>	<b>11.77</b>	<b>(6.09)</b>	<b>0.32</b>	<b>(2.17)</b>	<b>4.59</b>	<b>1.21</b>	<b>6.25</b>	<b>2.92</b>	<b>16.73</b>	<b>(14.17)</b>	<b>(0.31)</b>		
<b>Year-on-Year %</b>													<b>24.82</b>	<b>24.53</b>		



# AVERAGE TRANSPORT FARE BY STATE AND CATEGORY NGN

## Water transport : water way passenger transport

STATE														Year on Year		Month on Month
														Feb 2016-Feb		
	Jan-16	Feb-16	Mar-16	Apr-16	May-16	Jun-16	Jul-16	Aug-16	Sep-16	Oct-16	Nov-16	Dec-16	Jan-17	Feb-17	2017 %	Jan 2017-Feb 2017 %
Abia	350.23	352.05	353.88	355.72	357.57	359.43	361.30	363.18	365.07	366.97	368.87	370.79	371.16	371.26	5.46	0.03
Abuja	160.43	160.77	161.10	161.44	161.78	162.12	162.46	162.80	150.00	150.00	150.32	250.63	220.55	220.76	37.32	0.10
Adamawa	350.66	351.40	325.00	325.68	326.37	327.05	327.74	328.43	329.12	482.81	483.83	484.84	420.55	422.55	20.25	0.48
Akwa Ibom	850.00	1100.00	1200.00	1400.00	1500.00	850.00	1000.00	1200.00	1202.52	1046.84	1000.00	1500.00	1350.00	1350.00	22.73	0.00
Anambra	400.21	401.05	401.89	402.74	403.58	404.43	405.28	406.13	406.98	481.37	482.38	483.39	464.36	464.56	15.84	0.04
Bayelsa	2008.33	1891.67	1845.00	2005.00	1832.14	1616.67	1775.00	1780.00	1783.74	1965.26	2265.76	2565.26	2228.57	1933.33	2.20	-13.25
Bauchi	389.23	390.05	390.87	391.69	392.51	393.33	394.16	394.99	350.00	481.37	400.00	480.84	410.08	420.08	7.70	2.44
Benue	300.00	300.00	300.00	500.00	425.00	350.00	350.00	350.00	425.00	392.39	450.00	600.00	500.00	485.00	61.67	-3.00
Borno	100.65	106.41	102.17	111.73	108.70	117.31	114.14	123.18	114.92	110.34	120.67	126.70	117.17	117.89	10.79	0.61
Cross River	1500.00	1500.00	1500.00	1500.00	1375.00	1500.00	1350.00	1425.00	1587.50	1658.33	1865.83	2216.67	1750.89	1700.00	13.33	-2.91
Delta	2000.00	1550.00	1525.00	1550.00	2000.00	1625.00	1500.00	1550.00	1550.00	1513.21	1513.21	2000.00	1833.33	1633.33	5.38	-10.91
Ebonyi	370.25	371.03	371.81	372.59	373.37	374.15	374.94	375.73	335.94	375.07	375.86	406.65	350.00	350.00	-5.67	0.00
Edo	500.00	501.05	502.10	503.16	504.21	505.27	506.33	507.40	508.46	681.37	782.38	1083.39	950.87	890.14	77.65	-6.39
Ekiti	400.34	401.18	402.02	402.87	403.71	404.56	405.41	406.26	407.12	481.37	482.38	503.39	483.39	482.55	20.28	-0.17
Enugu	380.00	380.80	381.60	382.40	381.60	381.60	381.60	381.60	444.09	481.37	482.38	683.39	550.45	550.95	44.68	0.09
Gombe	100.00	100.21	100.42	100.63	100.84	101.05	101.27	101.48	150.00	150.00	150.00	200.25	150.00	150.00	49.69	0.00
Imo	400.00	400.00	400.00	400.00	400.00	400.00	400.00	400.00	444.49	496.24	497.28	598.33	450.75	450.86	12.71	0.02
Jigawa	410.33	411.19	412.06	500.00	501.05	502.10	503.16	504.21	504.21	504.21	504.21	683.92	580.00	585.55	42.40	0.96
Kaduna	100.00	100.21	100.42	100.63	100.84	101.05	101.27	105.00	228.81	229.67	252.76	350.85	300.00	320.55	219.88	6.85
Kano	325.89	326.78	327.68	328.58	329.48	330.38	331.28	332.19	342.96	381.37	382.38	400.00	370.85	370.95	13.52	0.03
Katsina	400.56	401.40	402.24	403.09	403.94	404.78	405.63	406.49	439.09	481.37	482.38	483.39	483.39	485.55	20.96	0.45
Kebbi	250.00	250.53	300.00	300.63	270.89	250.00	300.87	310.00	285.60	232.37	235.00	300.00	250.00	220.00	-12.18	-12.00
Kogi	200.34	200.00	200.00	200.42	300.00	300.63	301.26	301.89	302.53	299.18	299.81	350.43	300.00	350.00	75.00	16.67
Kwara	350.00	350.74	351.47	352.21	352.95	353.69	354.43	355.18	355.92	361.19	361.95	502.71	500.00	500.00	42.56	0.00
Lagos	350.00	350.00	425.00	416.67	462.50	475.00	425.00	425.00	425.89	432.67	450.00	550.00	500.00	500.00	42.86	0.00
Nassarawa	421.56	422.45	423.33	424.22	425.11	426.01	426.90	427.80	428.69	482.38	483.39	494.41	450.00	350.00	-17.15	-22.22
Niger	270.54	271.11	271.68	272.25	272.82	273.39	273.97	274.54	275.12	275.07	275.65	296.22	250.55	248.65	-8.28	-0.76
Ogun	400.00	425.00	400.00	450.00	450.00	450.00	450.00	466.67	467.65	494.32	495.85	500.00	498.88	475.00	11.76	-4.79
Ondo	350.00	350.00	400.00	550.00	475.00	450.00	450.00	500.00	501.05	532.38	532.38	632.38	570.00	600.00	71.43	5.26
Osun	380.23	381.03	381.83	382.63	383.43	384.24	385.05	385.85	386.67	481.37	482.38	553.39	483.39	483.40	26.87	0.00
Oyo	400.11	400.95	401.79	402.64	403.48	404.33	405.18	406.03	406.88	481.37	481.37	501.37	455.85	455.89	13.70	0.01
Plateau	200.00	200.00	200.00	200.42	200.84	201.26	201.69	202.11	202.53	223.43	234.01	254.58	245.68	248.55	24.28	1.17
Rivers	1333.33	1350.00	1700.00	1700.00	1750.00	1650.00	1766.67	1725.00	1727.36	1727.36	1727.36	2025.00	1533.33	1333.33	-1.23	-13.04
Sokoto	430.45	431.35	432.26	433.17	434.08	434.99	435.90	436.82	439.09	481.37	482.38	499.89	470.76	470.96	9.18	0.04
Taraba	300.43	301.06	325.00	325.68	326.37	327.05	327.74	328.43	343.12	383.37	382.58	453.99	433.39	440.35	46.27	1.61
Yobe	250.12	255.75	269.85	280.76	257.03	308.22	310.47	320.54	325.22	331.37	345.55	380.45	340.55	340.50	33.14	-0.01
Zamfara	240.00	240.00	240.50	241.01	241.52	242.02	283.97	283.97	283.97	308.22	308.87	359.51	310.55	315.45	31.44	1.58
<b>STATES' AVERAGE NGN</b>	<b>484.44</b>	<b>477.76</b>	<b>492.65</b>	<b>517.04</b>	<b>523.99</b>	<b>490.30</b>	<b>495.95</b>	<b>506.86</b>	<b>519.66</b>	<b>552.39</b>	<b>569.50</b>	<b>679.11</b>	<b>592.68</b>	<b>569.94</b>		
<b>Month-on-Month %</b>		<b>(1.38)</b>	<b>3.12</b>	<b>4.95</b>	<b>1.34</b>	<b>(6.43)</b>	<b>1.15</b>	<b>2.20</b>	<b>2.52</b>	<b>6.30</b>	<b>3.10</b>	<b>19.25</b>	<b>(12.73)</b>	<b>(3.84)</b>		
<b>Year-on-Year %</b>													<b>22.34</b>	<b>19.29</b>		



# Methodology

Field work is done solely by over 700 NBS Staff in all States of the federation supported by supervisors who are monitored by internal and external observers.

Fuel Prices are collected across all the 774 local governments across all States and the FCT from over 10,000 respondents and locations and reflect actual prices households state they actually bought those fuels together with the prices reportedly sold by the fuel suppliers.

The average of all these prices is then reported for each state and the average for the country is the average for the state.

NBS audit team subsequently conducts randomly selected verification of prices recorded.

# Acknowledgements/Contacts

## Acknowledgements

We acknowledge our technical partners, Proshare in the design, concept and production of this publication.





## Contact Us

 @nigerianstat

 NBSNigeria

 [www.nigerianstat.gov.ng](http://www.nigerianstat.gov.ng)

 **Head Office Address**  
Plot 762, Independence Avenue, Central  
Business District, FCT, Abuja Nigeria.

 +234 803 386 5388

 [feedback@nigerianstat.gov.ng](mailto:feedback@nigerianstat.gov.ng)