



NATIONAL BUREAU OF STATISTICS

Transport Fare Watch

(JANUARY 2019)

Report Date: February 2019

Data Source: National Bureau of Statistics (NBS)

Contents

Executive Summary	1
Average Transport Fare Across States	
-States Bus Journey Within City, Per Drop Constant Route	2
-States Bus Journey Intercity, State Route, Charge per person	3
-Air Fare Charge for Specified Routes Single Journey	4
-Journey by Motorcycle (Okada) Per Drop	5
-Waterway Passenger Transport	6
Average Transport Fare by Categories - All States	
Abia	7
Abuja	8
Adamawa	9
Akwa Ibom	10
Anambra	11
Bauchi	12
Bayelsa	13
Benue	14
Borno	15
Cross River	16
Delta	17
Ebonyi	18
Edo	19
Ekiti	20
Enugu	21
Gombe	22
Imo	23
Jigawa	24
Kaduna	25
Kano	26
Katsina	27
Kebbi	28
Kogi	29
Kwara	30
Lagos	31
Nassarawa	32
Niger	33
Ogun	34
Ondo	35
Osun	36
Oyo	37
Plateau	38
Rivers	39
Sokoto	40
Taraba	41
Yobe	42
Zamfara	43
Methodology	44
Acknowledgment and Contact	45

Executive Summary

The Transport fare watch report for January 2019 covers the following categories namely bus journey within the city per drop constant route ; bus journey intercity, state route, charge per person; air fare charge for specified routes single journey; journey by motorcycle (Okada) per drop; and water way passenger transport.

Average fare paid by commuters for bus journey within the city decreased by -3.60% month-on-month and by -4.78% year-on-year to N175.07 in January 2019 from N181.61 in December 2018. States with highest bus journey fare within city were Abuja FCT (N300.27), Cross River (N307.69) and Zamfara (N302.03) while States with lowest bus journey fare within city were Enugu (N125.24), Abia (N121.11) and Bauchi (N98.28).


Average fare paid by commuters for bus journey intercity decreased by -13.90% month-on-month and by -18.43% year-on-year to N1,541.38 in January 2019 from N1,790.14 in December 2018. States with highest bus journey fare intercity were Abuja FCT (N4,100.00), Adamawa (N2,290.00) and Ekiti (N2,187.50) while States with lowest bus journey fare within city were Nasarawa (N146.67), Bauchi (N958.33) and Zamfara (N965.32).

Average fare paid by air passengers for specified routes single journey decreased by -3.20% month-on-month and by -7.84% year-on-year to N30,463.86 in January 2019 from N31,471.62 in December 2018. States with highest air fare were Anambra (N33,695.03), Abuja FCT (N35,000.00) and Jigawa (N37,500.00) while States with lowest air fare were Oyo (N24,000.91), Nasarawa (N25,000.32), and Katsina (N25,000.00).

Average fare paid by commuters for journey by motorcycle per drop increased by -3.88% month-on-month and 5.21% year-on-year to N113.76 in January 2019 from N118.35 in December 2018. States with highest journey fare by motorcycle per drop were Kogi (N188.18), Ondo (N184.55) and Rivers (N177.86) while states with lowest journey fare by motorcycle per drop were Adamawa (N50.03) Kebbi (N55.13) and Jigawa (N61.05).

Average fare paid by passengers for water way passenger transport decreased by -5.53% month-on-month and -15.81% year-on-year to N537.14 in January 2019 from N568.58 in December 2018. States with highest fare by water way passenger transport were Bayelsa (N1,950.32), Rivers (N1,733.33) and Delta (N1,421.43) while states with lowest fare by water way passenger transport were Borno (N112.59), Niger (N185.25) and Gombe (N180.30).

Average Transport Fare Across States -Bus Journey Within City , Per Drop Constant Route



YoY = **-4.78%**

N183.86

January 2018 Average



AVERAGE

N175.07



MoM = **-3.60%**

N181.61

December 2018 Average

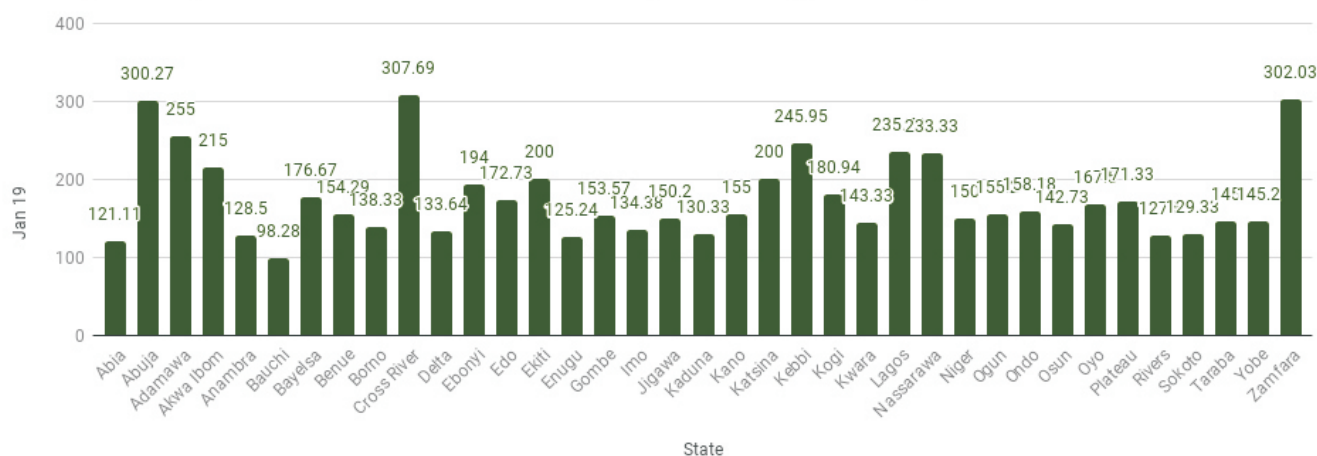
STATES WITH THE HIGHEST AVERAGE PRICES IN JANUARY 2019

	Jan -19	YoY %	MoM %
CROSS RIVER	N307.69	1.36%	-4.76%
ZAMFARA	N302.03	90.76%	0.68%
ABUJA FCT	N300.27	-20.98%	-3.91%

STATES WITH THE LOWEST AVERAGE PRICES IN JANUARY 2019

	Jan -19	YoY %	MoM %
ENUGU	N125.24	-21.45%	-7.46%
ABIA	N121.11	-51.56%	-6.33%
BAUCHI	N98.28	1.67%	-1.72%

Average Transport Fare Across States -Bus Journey Within City , Per Drop Constant Route



Average Transport Fare Across States -Bus Journey Intercity, State Route, Charge Per Person



YoY = **-18.43%**

N1,889.69

January 2018 Average



AVERAGE

N1,541.38



MoM = **-13.90%**

N1,790.14

December 2018 Average

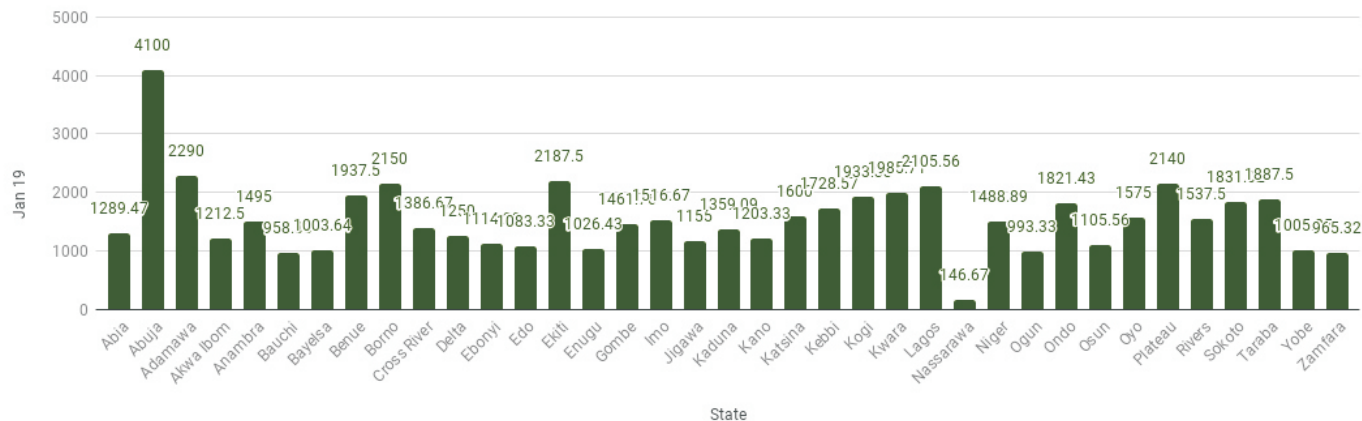
STATES WITH THE HIGHEST AVERAGE PRICES IN JANUARY 2019

	Jan -19	YoY %	MoM %
ABUJA FCT	N4100.00	-27.11%	-8.89%
ADAMAWA	N2290.00	-31.82%	-8.40%
EKITI	N2187.50	6.47%	-10.71%

STATES WITH THE LOWEST AVERAGE PRICES IN JANUARY 2019

	Jan -19	YoY %	MoM %
ZAMFARA	N965.32	-22.77%	-22.77%
BAUCHI	N958.33	-31.90%	-20.14%
NASARAWA	N146.67	-89.19%	-90.22%

Average Transport Fare Across States -Bus Journey Intercity, State Route, Charge Per Person





YoY = **-7.84%**

N33,055.01

January 2018 Average



AVERAGE

N30,463.86



MoM = **-3.20%**

N31,471.62

December 2018 Average

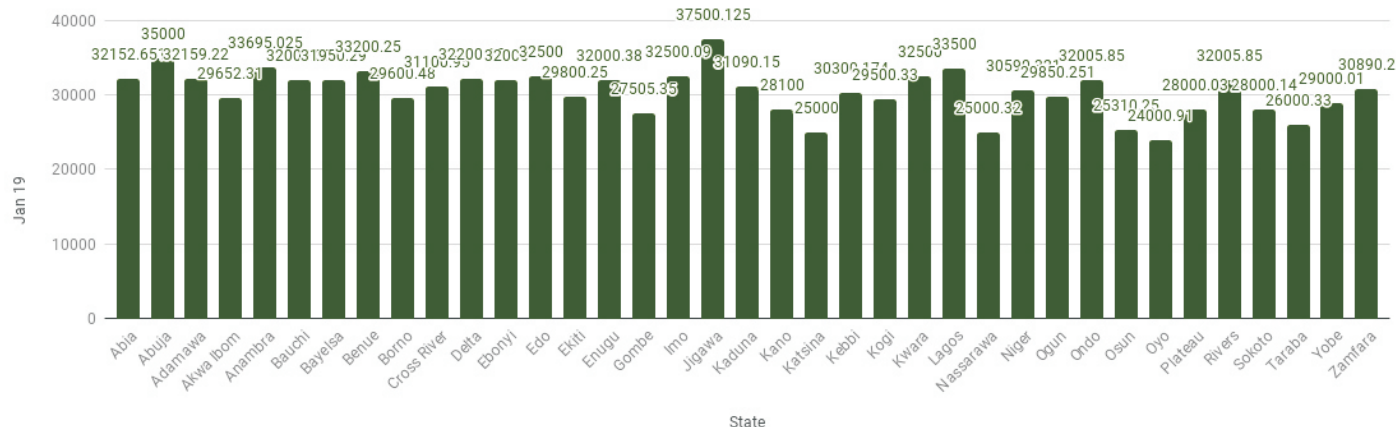
STATES WITH THE HIGHEST AVERAGE PRICES IN JANUARY 2019

	Jan -19	YoY%	MoM%
JIGAWA	N37500.13	-6.25%	-2.60%
ABUJA FCT	N35000.00	-28.57%	-9.09%
ANAMBRA	N33695.03	-14.70%	-5.35%

STATES WITH THE LOWEST AVERAGE PRICES IN JANUARY 2019

	Jan -19	YoY%	MoM%
NASARAWA	N25000.32	-3.84%	-2.34%
KATSINA	N25000.00	-3.85%	5.26%
OYO	N24000.91	-20.00%	-4.00%

Average Transport Fare Across States -Air Fare Charge For Specified Routes Single Journey



Average Transport Fare Across States - Journey by Motorcycle (Okada) Per Drop



YoY = **5.21%**

N120.01

January 2018 Average



AVERAGE

N113.76



MoM = **-3.88%**

N118.35

December 2018 Average

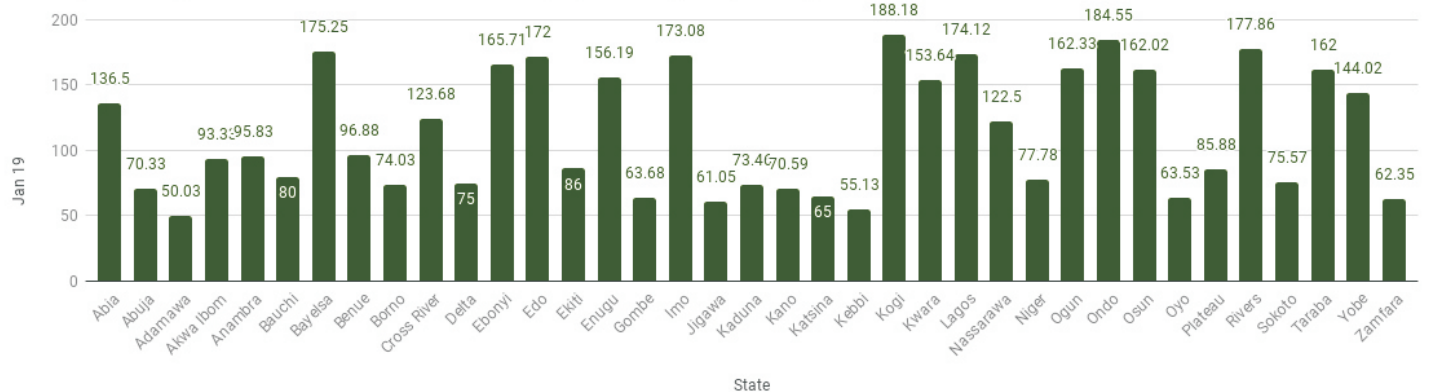
STATES WITH THE HIGHEST AVERAGE PRICES IN JANUARY 2019

	Jan -19	YoY%	MoM%
KOGI	N188.18	56.82%	4.55%
ONDO	N184.55	-8.08%	-0.84%
RIVERS	N177.86	-11.12%	-6.04%

STATES WITH THE LOWEST AVERAGE PRICES IN JANUARY 2019

	Jan -19	YoY%	MoM%
JIGAWA	N61.05	-11.29%	-0.79%
KEBBI	N55.13	-43.99%	-14.26%
ADAMAWA	N50.03	-44.41%	0.07%

Average Transport Fare Across States - Journey by Motorcycle (Okada) Per Drop



Average Transport Fare Across States -Waterway Passenger Transport



YoY = **-15.81%**

N638.04

January 2018 Average



AVERAGE

N537.14



MoM = **-5.53%**

N568.58

December 2018 Average

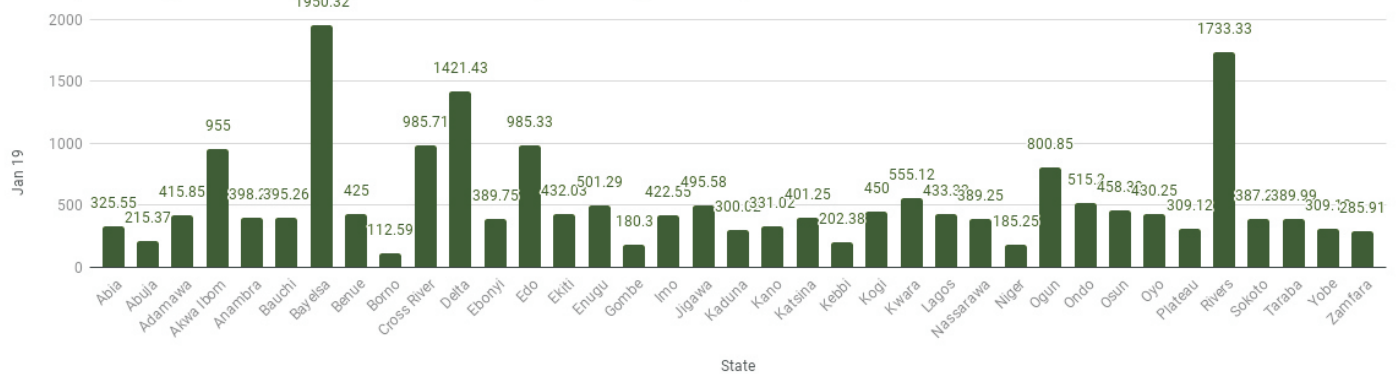
STATES WITH THE HIGHEST AVERAGE PRICES IN JANUARY 2019


	Jan -19	YoY%	MoM%
BAYELSA	N1950.32	-0.62%	-13.51%
RIVERS	N1733.33	-17.46%	-1.52%
DELTA	N1421.43	-13.92%	-4.33%

STATES WITH THE LOWEST AVERAGE PRICES IN JANUARY 2019

	Jan -19	YoY%	MoM%
NIGER	N185.25	-42.11%	-7.38%
GOMBE	N180.30	0.17%	-2.54%
BORNO	N112.59	-25.93%	-2.10%

Average Transport Fare Across States -Waterway Passenger Transport





JANUARY 2019



BUS JOURNEY
WITHIN CITY,
PER DROP
CONSTANT ROUTE

N121.11



BUS JOURNEY
INTERCITY,
STATE ROUTE,
CHARGE PER PERSON

N1289.47



AIR FARE CHARGE
FOR SPECIFIED
ROUTES SINGLE
JOURNEY

N32152.65



JOURNEY BY
MOTORCYCLE
(OKADA)
PER DROP

N136.50



WATER TRANSPORT:
WATER WAY
PASSENGER
TRANSPORTATION

N325.55

DECEMBER 2018



BUS JOURNEY
WITHIN CITY,
PER DROP
CONSTANT ROUTE

N129.29



BUS JOURNEY
INTERCITY,
STATE ROUTE,
CHARGE PER PERSON

N1371.88



AIR FARE CHARGE
FOR SPECIFIED
ROUTES SINGLE
JOURNEY

N33800.00



JOURNEY BY
MOTORCYCLE
(OKADA)
PER DROP

N141.88



WATER TRANSPORT:
WATER WAY
PASSENGER
TRANSPORTATION

N350.00

YoY % & MoM %



BUS JOURNEY
WITHIN CITY,
PER DROP
CONSTANT ROUTE

YoY % = -51.56

MoM % = -6.32



BUS JOURNEY
INTERCITY,
STATE ROUTE,
CHARGE PER PERSON

YoY % = -21.51

MoM % = -6.01



AIR FARE CHARGE
FOR SPECIFIED
ROUTES SINGLE
JOURNEY

YoY % = -8.14

MoM % = -4.87



JOURNEY BY
MOTORCYCLE
(OKADA)
PER DROP

YoY % = -10.09


MoM % = -3.79



WATER TRANSPORT:
WATER WAY
PASSENGER
TRANSPORTATION

YoY % = -6.99

MoM % = -6.99



JANUARY 2019



BUS JOURNEY
WITHIN CITY,
PER DROP
CONSTANT ROUTE

N300.27



BUS JOURNEY
INTERCITY,
STATE ROUTE,
CHARGE PER PERSON

N4100.00



AIR FARE CHARGE
FOR SPECIFIED
ROUTES SINGLE
JOURNEY

N35000.00



JOURNEY BY
MOTORCYCLE
(OKADA)
PER DROP

N70.33



WATER TRANSPORT:
WATER WAY
PASSENGER
TRANSPORTATION

N215.37

DECEMBER 2018



BUS JOURNEY
WITHIN CITY,
PER DROP
CONSTANT ROUTE

N250.00



BUS JOURNEY
INTERCITY,
STATE ROUTE,
CHARGE PER PERSON

N2275.00



AIR FARE CHARGE
FOR SPECIFIED
ROUTES SINGLE
JOURNEY

N33000.00



JOURNEY BY
MOTORCYCLE
(OKADA)
PER DROP

N50.00



WATER TRANSPORT:
WATER WAY
PASSENGER
TRANSPORTATION

N420.00

YoY % & MoM %



BUS JOURNEY
WITHIN CITY,
PER DROP
CONSTANT ROUTE

YoY % = -20.98

MoM % = -3.91



BUS JOURNEY
INTERCITY,
STATE ROUTE,
CHARGE PER PERSON

YoY % = -27.11

MoM % = -11.51



AIR FARE CHARGE
FOR SPECIFIED
ROUTES SINGLE
JOURNEY

YoY % = -28.57

MoM % = -9.09



JOURNEY BY
MOTORCYCLE
(OKADA)
PER DROP

YoY % = -21.85


MoM % = -12.08



WATER TRANSPORT:
WATER WAY
PASSENGER
TRANSPORTATION

YoY % = -13.85

MoM % = -2.11



JANUARY 2019



**BUS JOURNEY
WITHIN CITY,
PER DROP
CONSTANT ROUTE**

N255.00



**BUS JOURNEY
INTERCITY,
STATE ROUTE,
CHARGE PER PERSON**

N2290.00



**AIR FARE CHARGE
FOR SPECIFIED
ROUTES SINGLE
JOURNEY**

N32159.22



**JOURNEY BY
MOTORCYCLE
(OKADA)
PER DROP**

N50.03



**WATER TRANSPORT:
WATER WAY
PASSENGER
TRANSPORTATION**

N415.85

DECEMBER 2018



**BUS JOURNEY
WITHIN CITY,
PER DROP
CONSTANT ROUTE**

N250.00



**BUS JOURNEY
INTERCITY,
STATE ROUTE,
CHARGE PER PERSON**

N2275.00



**AIR FARE CHARGE
FOR SPECIFIED
ROUTES SINGLE
JOURNEY**

N33000.00



**JOURNEY BY
MOTORCYCLE
(OKADA)
PER DROP**

N50.00



**WATER TRANSPORT:
WATER WAY
PASSENGER
TRANSPORTATION**

N420.00

YoY % & MoM %



**BUS JOURNEY
WITHIN CITY,
PER DROP
CONSTANT ROUTE**

YoY % = 27.50

MoM % = 2.00



**BUS JOURNEY
INTERCITY,
STATE ROUTE,
CHARGE PER PERSON**

YoY % = -31.82

MoM % = 0.66



**AIR FARE CHARGE
FOR SPECIFIED
ROUTES SINGLE
JOURNEY**

YoY % = -11.16

MoM % = -2.55



**JOURNEY BY
MOTORCYCLE
(OKADA)
PER DROP**

YoY % = -44.41


MoM % = 0.7



**WATER TRANSPORT:
WATER WAY
PASSENGER
TRANSPORTATION**

YoY % = -7.59

MoM % = -0.99



JANUARY 2019



BUS JOURNEY
WITHIN CITY,
PER DROP
CONSTANT ROUTE

N215.00



BUS JOURNEY
INTERCITY,
STATE ROUTE,
CHARGE PER PERSON

N1212.50



AIR FARE CHARGE
FOR SPECIFIED
ROUTES SINGLE
JOURNEY

N29652.31



JOURNEY BY
MOTORCYCLE
(OKADA)
PER DROP

N93.33



WATER TRANSPORT:
WATER WAY
PASSENGER
TRANSPORTATION

N955.00

DECEMBER 2018



BUS JOURNEY
WITHIN CITY,
PER DROP
CONSTANT ROUTE

N233.33



BUS JOURNEY
INTERCITY,
STATE ROUTE,
CHARGE PER PERSON

N1257.14



AIR FARE CHARGE
FOR SPECIFIED
ROUTES SINGLE
JOURNEY

N30000.00



JOURNEY BY
MOTORCYCLE
(OKADA)
PER DROP

N107.73



WATER TRANSPORT:
WATER WAY
PASSENGER
TRANSPORTATION

N966.67

YoY % & MoM %



BUS JOURNEY
WITHIN CITY,
PER DROP
CONSTANT ROUTE

YoY % = 3.37
MoM % = -7.86



BUS JOURNEY
INTERCITY,
STATE ROUTE,
CHARGE PER PERSON

YoY % = -28.07
MoM % = -3.55



AIR FARE CHARGE
FOR SPECIFIED
ROUTES SINGLE
JOURNEY

YoY % = -19.86
MoM % = -1.16



JOURNEY BY
MOTORCYCLE
(OKADA)
PER DROP

YoY % = -41.05
MoM % = -13.36



WATER TRANSPORT:
WATER WAY
PASSENGER
TRANSPORTATION

YoY % = -39.04
MoM % = -1.21



JANUARY 2019



BUS JOURNEY
WITHIN CITY,
PER DROP
CONSTANT ROUTE

N128.50



BUS JOURNEY
INTERCITY,
STATE ROUTE,
CHARGE PER PERSON

N1495.00



AIR FARE CHARGE
FOR SPECIFIED
ROUTES SINGLE
JOURNEY

N33695.03



JOURNEY BY
MOTORCYCLE
(OKADA)
PER DROP

N95.83



WATER TRANSPORT:
WATER WAY
PASSENGER
TRANSPORTATION

N398.26

DECEMBER 2018



BUS JOURNEY
WITHIN CITY,
PER DROP
CONSTANT ROUTE

N125.79



BUS JOURNEY
INTERCITY,
STATE ROUTE,
CHARGE PER PERSON

N1511.11



AIR FARE CHARGE
FOR SPECIFIED
ROUTES SINGLE
JOURNEY

N35600.00



JOURNEY BY
MOTORCYCLE
(OKADA)
PER DROP

N96.15



WATER TRANSPORT:
WATER WAY
PASSENGER
TRANSPORTATION

N400.00

YoY % & MoM %



BUS JOURNEY
WITHIN CITY,
PER DROP
CONSTANT ROUTE

YoY % = 14.05

MoM % = 2.15



BUS JOURNEY
INTERCITY,
STATE ROUTE,
CHARGE PER PERSON

YoY % = 0.56

MoM % = -1.07



AIR FARE CHARGE
FOR SPECIFIED
ROUTES SINGLE
JOURNEY

YoY % = -14.70

MoM % = -5.35



JOURNEY BY
MOTORCYCLE
(OKADA)
PER DROP

YoY % = -19.24

MoM % = -0.33



WATER TRANSPORT:
WATER WAY
PASSENGER
TRANSPORTATION

YoY % = -11.50

MoM % = -0.44



JANUARY 2019



BUS JOURNEY
WITHIN CITY,
PER DROP
CONSTANT ROUTE

N98.28



BUS JOURNEY
INTERCITY,
STATE ROUTE,
CHARGE PER PERSON

N958.33



AIR FARE CHARGE
FOR SPECIFIED
ROUTES SINGLE
JOURNEY

N32000.35



JOURNEY BY
MOTORCYCLE
(OKADA)
PER DROP

N80.00



WATER TRANSPORT:
WATER WAY
PASSENGER
TRANSPORTATION

N395.26

DECEMBER 2018



BUS JOURNEY
WITHIN CITY,
PER DROP
CONSTANT ROUTE

N100.00



BUS JOURNEY
INTERCITY,
STATE ROUTE,
CHARGE PER PERSON

N966.67



AIR FARE CHARGE
FOR SPECIFIED
ROUTES SINGLE
JOURNEY

N32200.00



JOURNEY BY
MOTORCYCLE
(OKADA)
PER DROP

N61.11



WATER TRANSPORT:
WATER WAY
PASSENGER
TRANSPORTATION

N400.00

YoY % & MoM %



BUS JOURNEY
WITHIN CITY,
PER DROP
CONSTANT ROUTE

YoY % = 1.67
MoM % = -1.72



BUS JOURNEY
INTERCITY,
STATE ROUTE,
CHARGE PER PERSON

YoY % = -31.90
MoM % = -0.86



AIR FARE CHARGE
FOR SPECIFIED
ROUTES SINGLE
JOURNEY

YoY % = -8.57
MoM % = -0.62



JOURNEY BY
MOTORCYCLE
(OKADA)
PER DROP

YoY % = 23.08
MoM % = 30.91



WATER TRANSPORT:
WATER WAY
PASSENGER
TRANSPORTATION

YoY % = -5.89
MoM % = -1.19



JANUARY 2019



BUS JOURNEY
WITHIN CITY,
PER DROP
CONSTANT ROUTE

N176.67



BUS JOURNEY
INTERCITY,
STATE ROUTE,
CHARGE PER PERSON

N1003.64



AIR FARE CHARGE
FOR SPECIFIED
ROUTES SINGLE
JOURNEY

N31950.29



JOURNEY BY
MOTORCYCLE
(OKADA)
PER DROP

N175.25



WATER TRANSPORT:
WATER WAY
PASSENGER
TRANSPORTATION

N1950.32

DECEMBER 2018



BUS JOURNEY
WITHIN CITY,
PER DROP
CONSTANT ROUTE

N180.00



BUS JOURNEY
INTERCITY,
STATE ROUTE,
CHARGE PER PERSON

N1055.56



AIR FARE CHARGE
FOR SPECIFIED
ROUTES SINGLE
JOURNEY

N32200.00



JOURNEY BY
MOTORCYCLE
(OKADA)
PER DROP

N180.00



WATER TRANSPORT:
WATER WAY
PASSENGER
TRANSPORTATION

N2255.00

YoY % & MoM %



BUS JOURNEY
WITHIN CITY,
PER DROP
CONSTANT ROUTE

YoY % = 0.95
MoM % = -1.85



BUS JOURNEY
INTERCITY,
STATE ROUTE,
CHARGE PER PERSON

YoY % = -10.61
MoM % = -4.92



AIR FARE CHARGE
FOR SPECIFIED
ROUTES SINGLE
JOURNEY

YoY % = -6.29
MoM % = -0.78




JOURNEY BY
MOTORCYCLE
(OKADA)
PER DROP

YoY % = -9.55
MoM % = -2.64



WATER TRANSPORT:
WATER WAY
PASSENGER
TRANSPORTATION

YoY % = -0.62
MoM % = -13.51



JANUARY 2019



BUS JOURNEY
WITHIN CITY,
PER DROP
CONSTANT ROUTE

N154.29



BUS JOURNEY
INTERCITY,
STATE ROUTE,
CHARGE PER PERSON

N1937.50



AIR FARE CHARGE
FOR SPECIFIED
ROUTES SINGLE
JOURNEY

N33200.25



JOURNEY BY
MOTORCYCLE
(OKADA)
PER DROP

N96.88



WATER TRANSPORT:
WATER WAY
PASSENGER
TRANSPORTATION

N425.00

DECEMBER 2018



BUS JOURNEY
WITHIN CITY,
PER DROP
CONSTANT ROUTE

N155.00



BUS JOURNEY
INTERCITY,
STATE ROUTE,
CHARGE PER PERSON

N2228.57



AIR FARE CHARGE
FOR SPECIFIED
ROUTES SINGLE
JOURNEY

N35000.00



JOURNEY BY
MOTORCYCLE
(OKADA)
PER DROP

N99.17



WATER TRANSPORT:
WATER WAY
PASSENGER
TRANSPORTATION

N475.00

YoY % & MoM %



BUS JOURNEY
WITHIN CITY,
PER DROP
CONSTANT ROUTE

YoY % = -29.87

MoM % = -0.46



BUS JOURNEY
INTERCITY,
STATE ROUTE,
CHARGE PER PERSON

YoY % = -32.52

MoM % = -13.06



AIR FARE CHARGE
FOR SPECIFIED
ROUTES SINGLE
JOURNEY

YoY % = -17.00

MoM % = -5.14



JOURNEY BY
MOTORCYCLE
(OKADA)
PER DROP

YoY % = -19.77


MoM % = -2.31



WATER TRANSPORT:
WATER WAY
PASSENGER
TRANSPORTATION

YoY % = -5.56

MoM % = -10.53



JANUARY 2019



BUS JOURNEY
WITHIN CITY,
PER DROP
CONSTANT ROUTE

N138.33



BUS JOURNEY
INTERCITY,
STATE ROUTE,
CHARGE PER PERSON

N2150.00



AIR FARE CHARGE
FOR SPECIFIED
ROUTES SINGLE
JOURNEY

N29600.48



JOURNEY BY
MOTORCYCLE
(OKADA)
PER DROP

N74.03



WATER TRANSPORT:
WATER WAY
PASSENGER
TRANSPORTATION

N112.59

DECEMBER 2018



BUS JOURNEY
WITHIN CITY,
PER DROP
CONSTANT ROUTE

N148.33



BUS JOURNEY
INTERCITY,
STATE ROUTE,
CHARGE PER PERSON

N2500.00



AIR FARE CHARGE
FOR SPECIFIED
ROUTES SINGLE
JOURNEY

N30000.00



JOURNEY BY
MOTORCYCLE
(OKADA)
PER DROP

N80.00



WATER TRANSPORT:
WATER WAY
PASSENGER
TRANSPORTATION

N115.00

YoY % & MoM %



BUS JOURNEY
WITHIN CITY,
PER DROP
CONSTANT ROUTE

YoY % = 15.28

MoM % = -6.74



BUS JOURNEY
INTERCITY,
STATE ROUTE,
CHARGE PER PERSON

YoY % = -28.33

MoM % = -14.00



AIR FARE CHARGE
FOR SPECIFIED
ROUTES SINGLE
JOURNEY

YoY % = -11.64

MoM % = -1.33



JOURNEY BY
MOTORCYCLE
(OKADA)
PER DROP

YoY % = -7.46


MoM % = -7.46



WATER TRANSPORT:
WATER WAY
PASSENGER
TRANSPORTATION

YoY % = -25.93

MoM % = -2.10



JANUARY 2019



BUS JOURNEY
WITHIN CITY,
PER DROP
CONSTANT ROUTE

N307.69



BUS JOURNEY
INTERCITY,
STATE ROUTE,
CHARGE PER PERSON

N1386.67



AIR FARE CHARGE
FOR SPECIFIED
ROUTES SINGLE
JOURNEY

N31100.95



JOURNEY BY
MOTORCYCLE
(OKADA)
PER DROP

N123.68



WATER TRANSPORT:
WATER WAY
PASSENGER
TRANSPORTATION

N985.71

DECEMBER 2018



BUS JOURNEY
WITHIN CITY,
PER DROP
CONSTANT ROUTE

N323.08



BUS JOURNEY
INTERCITY,
STATE ROUTE,
CHARGE PER PERSON

N1420.00



AIR FARE CHARGE
FOR SPECIFIED
ROUTES SINGLE
JOURNEY

N32500.00



JOURNEY BY
MOTORCYCLE
(OKADA)
PER DROP

N108.82



WATER TRANSPORT:
WATER WAY
PASSENGER
TRANSPORTATION

N970.00

YoY % & MoM %



BUS JOURNEY
WITHIN CITY,
PER DROP
CONSTANT ROUTE

YoY % = 1.36
MoM % = -4.76



BUS JOURNEY
INTERCITY,
STATE ROUTE,
CHARGE PER PERSON

YoY % = 6.05
MoM % = -2.35



AIR FARE CHARGE
FOR SPECIFIED
ROUTES SINGLE
JOURNEY

YoY % = -11.14
MoM % = -4.30




JOURNEY BY
MOTORCYCLE
(OKADA)
PER DROP

YoY % = -17.82
MoM % = 13.66



WATER TRANSPORT:
WATER WAY
PASSENGER
TRANSPORTATION

YoY % = -47.51
MoM % = 1.62



JANUARY 2019



BUS JOURNEY
WITHIN CITY,
PER DROP
CONSTANT ROUTE

N133.64



BUS JOURNEY
INTERCITY,
STATE ROUTE,
CHARGE PER PERSON

N1250.00



AIR FARE CHARGE
FOR SPECIFIED
ROUTES SINGLE
JOURNEY

N32200.15



JOURNEY BY
MOTORCYCLE
(OKADA)
PER DROP

N75.00



WATER TRANSPORT:
WATER WAY
PASSENGER
TRANSPORTATION

N1421.43

DECEMBER 2018



BUS JOURNEY
WITHIN CITY,
PER DROP
CONSTANT ROUTE

N145.00



BUS JOURNEY
INTERCITY,
STATE ROUTE,
CHARGE PER PERSON

N1318.18



AIR FARE CHARGE
FOR SPECIFIED
ROUTES SINGLE
JOURNEY

N35500.00



JOURNEY BY
MOTORCYCLE
(OKADA)
PER DROP

N84.17



WATER TRANSPORT:
WATER WAY
PASSENGER
TRANSPORTATION

N1485.71

YoY % & MoM %



BUS JOURNEY
WITHIN CITY,
PER DROP
CONSTANT ROUTE

YoY % = -14.09

MoM % = -7.84



BUS JOURNEY
INTERCITY,
STATE ROUTE,
CHARGE PER PERSON

YoY % = -7.98

MoM % = -5.17



AIR FARE CHARGE
FOR SPECIFIED
ROUTES SINGLE
JOURNEY

YoY % = -10.56

MoM % = -9.30



JOURNEY BY
MOTORCYCLE
(OKADA)
PER DROP

YoY % = -20.35

MoM % = -10.89



WATER TRANSPORT:
WATER WAY
PASSENGER
TRANSPORTATION

YoY % = -13.92

MoM % = -4.33



JANUARY 2019



BUS JOURNEY
WITHIN CITY,
PER DROP
CONSTANT ROUTE

N194.00



BUS JOURNEY
INTERCITY,
STATE ROUTE,
CHARGE PER PERSON

N1114.29



AIR FARE CHARGE
FOR SPECIFIED
ROUTES SINGLE
JOURNEY

N32000.00



JOURNEY BY
MOTORCYCLE
(OKADA)
PER DROP

N165.71



WATER TRANSPORT:
WATER WAY
PASSENGER
TRANSPORTATION

N389.75

DECEMBER 2018



BUS JOURNEY
WITHIN CITY,
PER DROP
CONSTANT ROUTE

N230.00



BUS JOURNEY
INTERCITY,
STATE ROUTE,
CHARGE PER PERSON

N1250.00



AIR FARE CHARGE
FOR SPECIFIED
ROUTES SINGLE
JOURNEY

N33000.00



JOURNEY BY
MOTORCYCLE
(OKADA)
PER DROP

N174.86



WATER TRANSPORT:
WATER WAY
PASSENGER
TRANSPORTATION

N400.00

YoY % & MoM %



BUS JOURNEY
WITHIN CITY,
PER DROP
CONSTANT ROUTE

YoY % = -3.00
MoM % = -15.65



BUS JOURNEY
INTERCITY,
STATE ROUTE,
CHARGE PER PERSON

YoY % = -38.66
MoM % = -10.86



AIR FARE CHARGE
FOR SPECIFIED
ROUTES SINGLE
JOURNEY

YoY % = -3.03
MoM % = -3.03




JOURNEY BY
MOTORCYCLE
(OKADA)
PER DROP

YoY % = -13.54
MoM % = -5.23



WATER TRANSPORT:
WATER WAY
PASSENGER
TRANSPORTATION

YoY % = -2.56
MoM % = -2.56



JANUARY 2019



BUS JOURNEY
WITHIN CITY,
PER DROP
CONSTANT ROUTE

N172.73



BUS JOURNEY
INTERCITY,
STATE ROUTE,
CHARGE PER PERSON

N1083.33



AIR FARE CHARGE
FOR SPECIFIED
ROUTES SINGLE
JOURNEY

N32500.00



JOURNEY BY
MOTORCYCLE
(OKADA)
PER DROP

N172.00



WATER TRANSPORT:
WATER WAY
PASSENGER
TRANSPORTATION

N985.33

DECEMBER 2018



BUS JOURNEY
WITHIN CITY,
PER DROP
CONSTANT ROUTE

N180.91



BUS JOURNEY
INTERCITY,
STATE ROUTE,
CHARGE PER PERSON

N1183.33



AIR FARE CHARGE
FOR SPECIFIED
ROUTES SINGLE
JOURNEY

N34000.00



JOURNEY BY
MOTORCYCLE
(OKADA)
PER DROP

N194.00



WATER TRANSPORT:
WATER WAY
PASSENGER
TRANSPORTATION

N1100.00

YoY % & MoM %



BUS JOURNEY
WITHIN CITY,
PER DROP
CONSTANT ROUTE

YoY % = -26.89

MoM % = -4.52



BUS JOURNEY
INTERCITY,
STATE ROUTE,
CHARGE PER PERSON

YoY % = -44.80

MoM % = -8.45



AIR FARE CHARGE
FOR SPECIFIED
ROUTES SINGLE
JOURNEY

YoY % = -20.73

MoM % = -4.41



JOURNEY BY
MOTORCYCLE
(OKADA)
PER DROP

YoY % = -1.24

MoM % = -11.34



WATER TRANSPORT:
WATER WAY
PASSENGER
TRANSPORTATION

YoY % = -1.47

MoM % = -10.42



JANUARY 2019



BUS JOURNEY WITHIN CITY, PER DROP CONSTANT ROUTE

N200.00



BUS JOURNEY INTERCITY, STATE ROUTE, CHARGE PER PERSON

N2187.50



AIR FARE CHARGE FOR SPECIFIED ROUTES SINGLE JOURNEY

N29800.25



JOURNEY BY MOTORCYCLE (OKADA) PER DROP

N86.00



WATER TRANSPORT: WATER WAY PASSENGER TRANSPORTATION

N432.03

DECEMBER 2018



BUS JOURNEY WITHIN CITY, PER DROP CONSTANT ROUTE

N208.89



BUS JOURNEY INTERCITY, STATE ROUTE, CHARGE PER PERSON

N2264.29



AIR FARE CHARGE FOR SPECIFIED ROUTES SINGLE JOURNEY

N30000.00



JOURNEY BY MOTORCYCLE (OKADA) PER DROP

N89.38



WATER TRANSPORT: WATER WAY PASSENGER TRANSPORTATION

N455.00

YoY % & MoM %



BUS JOURNEY WITHIN CITY, PER DROP CONSTANT ROUTE

YoY % = -10.71

MoM % = -4.26



BUS JOURNEY INTERCITY, STATE ROUTE, CHARGE PER PERSON

YoY % = 6.47

MoM % = -3.39



AIR FARE CHARGE FOR SPECIFIED ROUTES SINGLE JOURNEY

YoY % = 10.37

MoM % = -0.67



JOURNEY BY MOTORCYCLE (OKADA) PER DROP

YoY % = 2.96

MoM % = -3.78



WATER TRANSPORT: WATER WAY PASSENGER TRANSPORTATION

YoY % = -13.59

MoM % = -5.05



JANUARY 2019



BUS JOURNEY
WITHIN CITY,
PER DROP
CONSTANT ROUTE

N125.24



BUS JOURNEY
INTERCITY,
STATE ROUTE,
CHARGE PER PERSON

N1026.43



AIR FARE CHARGE
FOR SPECIFIED
ROUTES SINGLE
JOURNEY

N32000.38



JOURNEY BY
MOTORCYCLE
(OKADA)
PER DROP

N156.19



WATER TRANSPORT:
WATER WAY
PASSENGER
TRANSPORTATION

N501.29

DECEMBER 2018



BUS JOURNEY
WITHIN CITY,
PER DROP
CONSTANT ROUTE

N135.33



BUS JOURNEY
INTERCITY,
STATE ROUTE,
CHARGE PER PERSON

N1163.64



AIR FARE CHARGE
FOR SPECIFIED
ROUTES SINGLE
JOURNEY

N32600.00



JOURNEY BY
MOTORCYCLE
(OKADA)
PER DROP

N157.69



WATER TRANSPORT:
WATER WAY
PASSENGER
TRANSPORTATION

N520.00

YoY % & MoM %



BUS JOURNEY
WITHIN CITY,
PER DROP
CONSTANT ROUTE

YoY % = -21.45

MoM % = -7.46



BUS JOURNEY
INTERCITY,
STATE ROUTE,
CHARGE PER PERSON

YoY % = -10.75

MoM % = -11.79



AIR FARE CHARGE
FOR SPECIFIED
ROUTES SINGLE
JOURNEY

YoY % = -4.48

MoM % = -1.84



JOURNEY BY
MOTORCYCLE
(OKADA)
PER DROP

YoY % = 4.13


MoM % = -0.95



WATER TRANSPORT:
WATER WAY
PASSENGER
TRANSPORTATION

YoY % = -3.60

MoM % = -3.60



JANUARY 2019



BUS JOURNEY WITHIN CITY, PER DROP CONSTANT ROUTE

N153.57



BUS JOURNEY INTERCITY, STATE ROUTE, CHARGE PER PERSON

N1461.76



AIR FARE CHARGE FOR SPECIFIED ROUTES SINGLE JOURNEY

N27505.35



JOURNEY BY MOTORCYCLE (OKADA) PER DROP

N63.68



WATER TRANSPORT: WATER WAY PASSENGER TRANSPORTATION

N180.30

DECEMBER 2018



BUS JOURNEY WITHIN CITY, PER DROP CONSTANT ROUTE

N158.00



BUS JOURNEY INTERCITY, STATE ROUTE, CHARGE PER PERSON

N1565.00



AIR FARE CHARGE FOR SPECIFIED ROUTES SINGLE JOURNEY

N28000.00



JOURNEY BY MOTORCYCLE (OKADA) PER DROP

N67.50



WATER TRANSPORT: WATER WAY PASSENGER TRANSPORTATION

N185.00

YoY % & MoM %



BUS JOURNEY WITHIN CITY, PER DROP CONSTANT ROUTE

YoY % = -1.71
MoM % = -2.80



BUS JOURNEY INTERCITY, STATE ROUTE, CHARGE PER PERSON

YoY % = -9.07
MoM % = -6.60



AIR FARE CHARGE FOR SPECIFIED ROUTES SINGLE JOURNEY

YoY % = -24.64
MoM % = -1.77



JOURNEY BY MOTORCYCLE (OKADA) PER DROP

YoY % = -26.16
MoM % = -5.65



WATER TRANSPORT: WATER WAY PASSENGER TRANSPORTATION

YoY % = 0.17
MoM % = -2.54



JANUARY 2019



BUS JOURNEY WITHIN CITY, PER DROP CONSTANT ROUTE

N134.38



BUS JOURNEY INTERCITY, STATE ROUTE, CHARGE PER PERSON

N1516.67



AIR FARE CHARGE FOR SPECIFIED ROUTES SINGLE JOURNEY

N32500.09



JOURNEY BY MOTORCYCLE (OKADA) PER DROP

N173.08



WATER TRANSPORT: WATER WAY PASSENGER TRANSPORTATION

N422.55

DECEMBER 2018



BUS JOURNEY WITHIN CITY, PER DROP CONSTANT ROUTE

N136.11



BUS JOURNEY INTERCITY, STATE ROUTE, CHARGE PER PERSON

N1578.13



AIR FARE CHARGE FOR SPECIFIED ROUTES SINGLE JOURNEY

N34500.00



JOURNEY BY MOTORCYCLE (OKADA) PER DROP

N165.63



WATER TRANSPORT: WATER WAY PASSENGER TRANSPORTATION

N450.00

YoY % & MoM %



BUS JOURNEY WITHIN CITY, PER DROP CONSTANT ROUTE

YoY % = -22.05

MoM % = -1.28



BUS JOURNEY INTERCITY, STATE ROUTE, CHARGE PER PERSON

YoY % = -24.46

MoM % = -3.89



AIR FARE CHARGE FOR SPECIFIED ROUTES SINGLE JOURNEY

YoY % = 1.48

MoM % = -5.80



JOURNEY BY MOTORCYCLE (OKADA) PER DROP

YoY % = 15.38

MoM % = 4.50



WATER TRANSPORT: WATER WAY PASSENGER TRANSPORTATION

YoY % = -20.27

MoM % = -6.10



JANUARY 2019



BUS JOURNEY
WITHIN CITY,
PER DROP
CONSTANT ROUTE

N150.20



BUS JOURNEY
INTERCITY,
STATE ROUTE,
CHARGE PER PERSON

N1155.00



AIR FARE CHARGE
FOR SPECIFIED
ROUTES SINGLE
JOURNEY

N37500.125



JOURNEY BY
MOTORCYCLE
(OKADA)
PER DROP

N61.05



WATER TRANSPORT:
WATER WAY
PASSENGER
TRANSPORTATION

N495.58

DECEMBER 2018



BUS JOURNEY
WITHIN CITY,
PER DROP
CONSTANT ROUTE

N150.00



BUS JOURNEY
INTERCITY,
STATE ROUTE,
CHARGE PER PERSON

N1255.00



AIR FARE CHARGE
FOR SPECIFIED
ROUTES SINGLE
JOURNEY

N38500.00



JOURNEY BY
MOTORCYCLE
(OKADA)
PER DROP

N61.54



WATER TRANSPORT:
WATER WAY
PASSENGER
TRANSPORTATION

N520.00

YoY % & MoM %



BUS JOURNEY
WITHIN CITY,
PER DROP
CONSTANT ROUTE

YoY % = -6.51
MoM % = 0.13



BUS JOURNEY
INTERCITY,
STATE ROUTE,
CHARGE PER PERSON

YoY % = -11.49
MoM % = -7.97



AIR FARE CHARGE
FOR SPECIFIED
ROUTES SINGLE
JOURNEY

YoY % = -6.25
MoM % = -2.60




JOURNEY BY
MOTORCYCLE
(OKADA)
PER DROP

YoY % = -11.29
MoM % = -0.79



WATER TRANSPORT:
WATER WAY
PASSENGER
TRANSPORTATION

YoY % = -9.89
MoM % = -4.70



JANUARY 2019



BUS JOURNEY
WITHIN CITY,
PER DROP
CONSTANT ROUTE

N130.33



BUS JOURNEY
INTERCITY,
STATE ROUTE,
CHARGE PER PERSON

N1359.09



AIR FARE CHARGE
FOR SPECIFIED
ROUTES SINGLE
JOURNEY

N31090.15



JOURNEY BY
MOTORCYCLE
(OKADA)
PER DROP

N73.46



WATER TRANSPORT:
WATER WAY
PASSENGER
TRANSPORTATION

N300.02

DECEMBER 2018



BUS JOURNEY
WITHIN CITY,
PER DROP
CONSTANT ROUTE

N130.83



BUS JOURNEY
INTERCITY,
STATE ROUTE,
CHARGE PER PERSON

N1456.50



AIR FARE CHARGE
FOR SPECIFIED
ROUTES SINGLE
JOURNEY

N32000.00



JOURNEY BY
MOTORCYCLE
(OKADA)
PER DROP

N78.46



WATER TRANSPORT:
WATER WAY
PASSENGER
TRANSPORTATION

N300.00

YoY % & MoM %



BUS JOURNEY
WITHIN CITY,
PER DROP
CONSTANT ROUTE

YoY % = -24.16

MoM % = -0.38



BUS JOURNEY
INTERCITY,
STATE ROUTE,
CHARGE PER PERSON

YoY % = -26.69

MoM % = -6.69



AIR FARE CHARGE
FOR SPECIFIED
ROUTES SINGLE
JOURNEY

YoY % = 0.29

MoM % = -2.84



JOURNEY BY
MOTORCYCLE
(OKADA)
PER DROP

YoY % = -17.15

MoM % = -6.37



WATER TRANSPORT:
WATER WAY
PASSENGER
TRANSPORTATION

YoY % = -6.24

MoM % = -3.22



JANUARY 2019



BUS JOURNEY
WITHIN CITY,
PER DROP
CONSTANT ROUTE

N155.00



BUS JOURNEY
INTERCITY,
STATE ROUTE,
CHARGE PER PERSON

N1203.33



AIR FARE CHARGE
FOR SPECIFIED
ROUTES SINGLE
JOURNEY

N28100.00



JOURNEY BY
MOTORCYCLE
(OKADA)
PER DROP

N70.59



WATER TRANSPORT:
WATER WAY
PASSENGER
TRANSPORTATION

N331.02

DECEMBER 2018



BUS JOURNEY
WITHIN CITY,
PER DROP
CONSTANT ROUTE

N165.00



BUS JOURNEY
INTERCITY,
STATE ROUTE,
CHARGE PER PERSON

N1333.33



AIR FARE CHARGE
FOR SPECIFIED
ROUTES SINGLE
JOURNEY

N28500.00



JOURNEY BY
MOTORCYCLE
(OKADA)
PER DROP

N74.17



WATER TRANSPORT:
WATER WAY
PASSENGER
TRANSPORTATION

N350.00

YoY % & MoM %



BUS JOURNEY
WITHIN CITY,
PER DROP
CONSTANT ROUTE

YoY % = -20.51

MoM % = -6.06



BUS JOURNEY
INTERCITY,
STATE ROUTE,
CHARGE PER PERSON

YoY % = -13.78

MoM % = -9.75



AIR FARE CHARGE
FOR SPECIFIED
ROUTES SINGLE
JOURNEY

YoY % = -12.19

MoM % = -1.40



JOURNEY BY
MOTORCYCLE
(OKADA)
PER DROP

YoY % = -5.88

MoM % = -4.82



WATER TRANSPORT:
WATER WAY
PASSENGER
TRANSPORTATION

YoY % = -12.89

MoM % = -5.42



JANUARY 2019



BUS JOURNEY
WITHIN CITY,
PER DROP
CONSTANT ROUTE

N200.00



BUS JOURNEY
INTERCITY,
STATE ROUTE,
CHARGE PER PERSON

N1600.00



AIR FARE CHARGE
FOR SPECIFIED
ROUTES SINGLE
JOURNEY

N25000.00



JOURNEY BY
MOTORCYCLE
(OKADA)
PER DROP

N65.00



WATER TRANSPORT:
WATER WAY
PASSENGER
TRANSPORTATION

N401.25

DECEMBER 2018



BUS JOURNEY
WITHIN CITY,
PER DROP
CONSTANT ROUTE

N202.00



BUS JOURNEY
INTERCITY,
STATE ROUTE,
CHARGE PER PERSON

N1800.00



AIR FARE CHARGE
FOR SPECIFIED
ROUTES SINGLE
JOURNEY

N23750.00



JOURNEY BY
MOTORCYCLE
(OKADA)
PER DROP

N75.00



WATER TRANSPORT:
WATER WAY
PASSENGER
TRANSPORTATION

N420.00

YoY % & MoM %



BUS JOURNEY
WITHIN CITY,
PER DROP
CONSTANT ROUTE

YoY % = 14.29
MoM % = -0.99



BUS JOURNEY
INTERCITY,
STATE ROUTE,
CHARGE PER PERSON

YoY % = 43.59
MoM % = -11.11



AIR FARE CHARGE
FOR SPECIFIED
ROUTES SINGLE
JOURNEY

YoY % = -3.85
MoM % = 5.26




JOURNEY BY
MOTORCYCLE
(OKADA)
PER DROP

YoY % = -7.14
MoM % = -13.33



WATER TRANSPORT:
WATER WAY
PASSENGER
TRANSPORTATION

YoY % = -27.05
MoM % = -4.46



JANUARY 2019



BUS JOURNEY WITHIN CITY, PER DROP CONSTANT ROUTE

N245.95



BUS JOURNEY INTERCITY, STATE ROUTE, CHARGE PER PERSON

N1728.57



AIR FARE CHARGE FOR SPECIFIED ROUTES SINGLE JOURNEY

N30300.174



JOURNEY BY MOTORCYCLE (OKADA) PER DROP

N55.13



WATER TRANSPORT: WATER WAY PASSENGER TRANSPORTATION

N202.38

DECEMBER 2018



BUS JOURNEY WITHIN CITY, PER DROP CONSTANT ROUTE

N250.00



BUS JOURNEY INTERCITY, STATE ROUTE, CHARGE PER PERSON

N1771.43



AIR FARE CHARGE FOR SPECIFIED ROUTES SINGLE JOURNEY

N31000.00



JOURNEY BY MOTORCYCLE (OKADA) PER DROP

N64.29



WATER TRANSPORT: WATER WAY PASSENGER TRANSPORTATION

N200.00

YoY % & MoM %



BUS JOURNEY WITHIN CITY, PER DROP CONSTANT ROUTE

YoY % = 5.41
MoM % = -1.62



BUS JOURNEY INTERCITY, STATE ROUTE, CHARGE PER PERSON

YoY % = -5.28
MoM % = -2.42



AIR FARE CHARGE FOR SPECIFIED ROUTES SINGLE JOURNEY

YoY % = 1.00
MoM % = -2.26



JOURNEY BY MOTORCYCLE (OKADA) PER DROP

YoY % = -43.99
MoM % = -14.25



WATER TRANSPORT: WATER WAY PASSENGER TRANSPORTATION

YoY % = -25.04
MoM % = 1.19



JANUARY 2019



BUS JOURNEY
WITHIN CITY,
PER DROP
CONSTANT ROUTE

N180.94



BUS JOURNEY
INTERCITY,
STATE ROUTE,
CHARGE PER PERSON

N1933.33



AIR FARE CHARGE
FOR SPECIFIED
ROUTES SINGLE
JOURNEY

N29500.33



JOURNEY BY
MOTORCYCLE
(OKADA)
PER DROP

N188.18



WATER TRANSPORT:
WATER WAY
PASSENGER
TRANSPORTATION

N450.00

DECEMBER 2018



BUS JOURNEY
WITHIN CITY,
PER DROP
CONSTANT ROUTE

N190.00



BUS JOURNEY
INTERCITY,
STATE ROUTE,
CHARGE PER PERSON

N2020.00



AIR FARE CHARGE
FOR SPECIFIED
ROUTES SINGLE
JOURNEY

N30000.00



JOURNEY BY
MOTORCYCLE
(OKADA)
PER DROP

N165.00



WATER TRANSPORT:
WATER WAY
PASSENGER
TRANSPORTATION

N400.00

YoY % & MoM %



BUS JOURNEY
WITHIN CITY,
PER DROP
CONSTANT ROUTE

YoY % = 0.52
MoM % = 0.52



BUS JOURNEY
INTERCITY,
STATE ROUTE,
CHARGE PER PERSON

YoY % = -2.37
MoM % = -6.00



AIR FARE CHARGE
FOR SPECIFIED
ROUTES SINGLE
JOURNEY

YoY % = 13.46
MoM % = -1.67




JOURNEY BY
MOTORCYCLE
(OKADA)
PER DROP

YoY % = 56.82
MoM % = 4.55



WATER TRANSPORT:
WATER WAY
PASSENGER
TRANSPORTATION

YoY % = 12.50
MoM % = -25.00



JANUARY 2019



BUS JOURNEY WITHIN CITY, PER DROP CONSTANT ROUTE

N143.33



BUS JOURNEY INTERCITY, STATE ROUTE, CHARGE PER PERSON

N1985.71



AIR FARE CHARGE FOR SPECIFIED ROUTES SINGLE JOURNEY

N32500.00



JOURNEY BY MOTORCYCLE (OKADA) PER DROP

N153.64



WATER TRANSPORT: WATER WAY PASSENGER TRANSPORTATION

N555.12

DECEMBER 2018



BUS JOURNEY WITHIN CITY, PER DROP CONSTANT ROUTE

N150.00



BUS JOURNEY INTERCITY, STATE ROUTE, CHARGE PER PERSON

N2054.44



AIR FARE CHARGE FOR SPECIFIED ROUTES SINGLE JOURNEY

N32000.00



JOURNEY BY MOTORCYCLE (OKADA) PER DROP

N166.92



WATER TRANSPORT: WATER WAY PASSENGER TRANSPORTATION

N600.00

YoY % & MoM %



BUS JOURNEY WITHIN CITY, PER DROP CONSTANT ROUTE

YoY % = -15.69

MoM % = -4.44



BUS JOURNEY INTERCITY, STATE ROUTE, CHARGE PER PERSON

YoY % = -5.76

MoM % = -3.35



AIR FARE CHARGE FOR SPECIFIED ROUTES SINGLE JOURNEY

YoY % = 8.33

MoM % = 1.56



JOURNEY BY MOTORCYCLE (OKADA) PER DROP

YoY % = 44.03


MoM % = -7.96



WATER TRANSPORT: WATER WAY PASSENGER TRANSPORTATION

YoY % = 0.93

MoM % = -7.48



JANUARY 2019



BUS JOURNEY
WITHIN CITY,
PER DROP
CONSTANT ROUTE

N235.79



BUS JOURNEY
INTERCITY,
STATE ROUTE,
CHARGE PER PERSON

N2105.56



AIR FARE CHARGE
FOR SPECIFIED
ROUTES SINGLE
JOURNEY

N33500.00



JOURNEY BY
MOTORCYCLE
(OKADA)
PER DROP

N174.12



WATER TRANSPORT:
WATER WAY
PASSENGER
TRANSPORTATION

N433.33

DECEMBER 2018



BUS JOURNEY
WITHIN CITY,
PER DROP
CONSTANT ROUTE

N245.24



BUS JOURNEY
INTERCITY,
STATE ROUTE,
CHARGE PER PERSON

N2140.00



AIR FARE CHARGE
FOR SPECIFIED
ROUTES SINGLE
JOURNEY

N36500.00



JOURNEY BY
MOTORCYCLE
(OKADA)
PER DROP

N187.50



WATER TRANSPORT:
WATER WAY
PASSENGER
TRANSPORTATION

N500.00

YoY % & MoM %



BUS JOURNEY
WITHIN CITY,
PER DROP
CONSTANT ROUTE

YoY % = 8.35
MoM % = -3.85



BUS JOURNEY
INTERCITY,
STATE ROUTE,
CHARGE PER PERSON

YoY % = -16.94
MoM % = -1.61



AIR FARE CHARGE
FOR SPECIFIED
ROUTES SINGLE
JOURNEY

YoY % = -17.28
MoM % = -8.22




JOURNEY BY
MOTORCYCLE
(OKADA)
PER DROP

YoY % = 33.58
MoM % = -7.14



WATER TRANSPORT:
WATER WAY
PASSENGER
TRANSPORTATION

YoY % = -23.53
MoM % = -13.33



JANUARY 2019



BUS JOURNEY
WITHIN CITY,
PER DROP
CONSTANT ROUTE

N233.33



BUS JOURNEY
INTERCITY,
STATE ROUTE,
CHARGE PER PERSON

N146.67



AIR FARE CHARGE
FOR SPECIFIED
ROUTES SINGLE
JOURNEY

N25000.32



JOURNEY BY
MOTORCYCLE
(OKADA)
PER DROP

N122.50



WATER TRANSPORT:
WATER WAY
PASSENGER
TRANSPORTATION

N389.25

DECEMBER 2018



BUS JOURNEY
WITHIN CITY,
PER DROP
CONSTANT ROUTE

N240.00



BUS JOURNEY
INTERCITY,
STATE ROUTE,
CHARGE PER PERSON

N155.56



AIR FARE CHARGE
FOR SPECIFIED
ROUTES SINGLE
JOURNEY

N25600.00



JOURNEY BY
MOTORCYCLE
(OKADA)
PER DROP

N129.14



WATER TRANSPORT:
WATER WAY
PASSENGER
TRANSPORTATION

N405.00

YoY % & MoM %



BUS JOURNEY
WITHIN CITY,
PER DROP
CONSTANT ROUTE

YoY % = -2.78
MoM % = -2.78



BUS JOURNEY
INTERCITY,
STATE ROUTE,
CHARGE PER PERSON

YoY % = -89.19
MoM % = -5.71



AIR FARE CHARGE
FOR SPECIFIED
ROUTES SINGLE
JOURNEY

YoY % = -3.84
MoM % = -2.34




JOURNEY BY
MOTORCYCLE
(OKADA)
PER DROP

YoY % = 10.67
MoM % = -5.14



WATER TRANSPORT:
WATER WAY
PASSENGER
TRANSPORTATION

YoY % = -2.69
MoM % = -3.89



JANUARY 2019



BUS JOURNEY WITHIN CITY, PER DROP CONSTANT ROUTE

N150.00



BUS JOURNEY INTERCITY, STATE ROUTE, CHARGE PER PERSON

N1488.89



AIR FARE CHARGE FOR SPECIFIED ROUTES SINGLE JOURNEY

N30590.321



JOURNEY BY MOTORCYCLE (OKADA) PER DROP

N77.78



WATER TRANSPORT: WATER WAY PASSENGER TRANSPORTATION

N185.25

DECEMBER 2018



BUS JOURNEY WITHIN CITY, PER DROP CONSTANT ROUTE

N160.00



BUS JOURNEY INTERCITY, STATE ROUTE, CHARGE PER PERSON

N1512.50



AIR FARE CHARGE FOR SPECIFIED ROUTES SINGLE JOURNEY

N30100.00



JOURNEY BY MOTORCYCLE (OKADA) PER DROP

N81.11



WATER TRANSPORT: WATER WAY PASSENGER TRANSPORTATION

N200.00

YoY % & MoM %



BUS JOURNEY WITHIN CITY, PER DROP CONSTANT ROUTE

YoY % = -2.88
MoM % = -6.25



BUS JOURNEY INTERCITY, STATE ROUTE, CHARGE PER PERSON

YoY % = 14.53
MoM % = -1.56



AIR FARE CHARGE FOR SPECIFIED ROUTES SINGLE JOURNEY

YoY % = 1.97
MoM % = 1.63



JOURNEY BY MOTORCYCLE (OKADA) PER DROP

YoY % = 5.26
MoM % = -4.11



WATER TRANSPORT: WATER WAY PASSENGER TRANSPORTATION

YoY % = -42.11
MoM % = -7.38



JANUARY 2019



BUS JOURNEY
WITHIN CITY,
PER DROP
CONSTANT ROUTE

N155.20



BUS JOURNEY
INTERCITY,
STATE ROUTE,
CHARGE PER PERSON

N993.33



AIR FARE CHARGE
FOR SPECIFIED
ROUTES SINGLE
JOURNEY

N29850.251



JOURNEY BY
MOTORCYCLE
(OKADA)
PER DROP

N162.33



WATER TRANSPORT:
WATER WAY
PASSENGER
TRANSPORTATION

N800.85

DECEMBER 2018



BUS JOURNEY
WITHIN CITY,
PER DROP
CONSTANT ROUTE

N168.75



BUS JOURNEY
INTERCITY,
STATE ROUTE,
CHARGE PER PERSON

N1000.00



AIR FARE CHARGE
FOR SPECIFIED
ROUTES SINGLE
JOURNEY

N31500.00



JOURNEY BY
MOTORCYCLE
(OKADA)
PER DROP

N165.00



WATER TRANSPORT:
WATER WAY
PASSENGER
TRANSPORTATION

N800.00

YoY % & MoM %



BUS JOURNEY
WITHIN CITY,
PER DROP
CONSTANT ROUTE

YoY % = -3.00
MoM % = -8.03



BUS JOURNEY
INTERCITY,
STATE ROUTE,
CHARGE PER PERSON

YoY % = -61.24
MoM % = -0.67



AIR FARE CHARGE
FOR SPECIFIED
ROUTES SINGLE
JOURNEY

YoY % = -0.50
MoM % = -5.24




JOURNEY BY
MOTORCYCLE
(OKADA)
PER DROP

YoY % = -9.82
MoM % = -1.62



WATER TRANSPORT:
WATER WAY
PASSENGER
TRANSPORTATION

YoY % = -11.02
MoM % = 0.11



JANUARY 2019



BUS JOURNEY WITHIN CITY, PER DROP CONSTANT ROUTE

N158.18



BUS JOURNEY INTERCITY, STATE ROUTE, CHARGE PER PERSON

N1821.43



AIR FARE CHARGE FOR SPECIFIED ROUTES SINGLE JOURNEY

N32005.85



JOURNEY BY MOTORCYCLE (OKADA) PER DROP

N184.55



WATER TRANSPORT: WATER WAY PASSENGER TRANSPORTATION

N515.20

DECEMBER 2018



BUS JOURNEY WITHIN CITY, PER DROP CONSTANT ROUTE

N166.67



BUS JOURNEY INTERCITY, STATE ROUTE, CHARGE PER PERSON

N1809.09



AIR FARE CHARGE FOR SPECIFIED ROUTES SINGLE JOURNEY

N34500.00



JOURNEY BY MOTORCYCLE (OKADA) PER DROP

N186.11



WATER TRANSPORT: WATER WAY PASSENGER TRANSPORTATION

N550.00

YoY % & MoM %



BUS JOURNEY WITHIN CITY, PER DROP CONSTANT ROUTE

YoY % = 4.07
MoM % = -5.09



BUS JOURNEY INTERCITY, STATE ROUTE, CHARGE PER PERSON

YoY % = -4.69
MoM % = 0.68



AIR FARE CHARGE FOR SPECIFIED ROUTES SINGLE JOURNEY

YoY % = 6.69
MoM % = -7.23



JOURNEY BY MOTORCYCLE (OKADA) PER DROP

YoY % = -8.08
MoM % = -0.84



WATER TRANSPORT: WATER WAY PASSENGER TRANSPORTATION

YoY % = -31.31
MoM % = -6.33



JANUARY 2019



BUS JOURNEY
WITHIN CITY,
PER DROP
CONSTANT ROUTE

N142.73



BUS JOURNEY
INTERCITY,
STATE ROUTE,
CHARGE PER PERSON

N1105.56



AIR FARE CHARGE
FOR SPECIFIED
ROUTES SINGLE
JOURNEY

N25310.25



JOURNEY BY
MOTORCYCLE
(OKADA)
PER DROP

N162.02



WATER TRANSPORT:
WATER WAY
PASSENGER
TRANSPORTATION

N458.39

DECEMBER 2018



BUS JOURNEY
WITHIN CITY,
PER DROP
CONSTANT ROUTE

N149.00



BUS JOURNEY
INTERCITY,
STATE ROUTE,
CHARGE PER PERSON

N1166.67



AIR FARE CHARGE
FOR SPECIFIED
ROUTES SINGLE
JOURNEY

N25500.00



JOURNEY BY
MOTORCYCLE
(OKADA)
PER DROP

N165.88



WATER TRANSPORT:
WATER WAY
PASSENGER
TRANSPORTATION

N460.00

YoY % & MoM %



BUS JOURNEY
WITHIN CITY,
PER DROP
CONSTANT ROUTE

YoY % = -6.55
MoM % = -4.21



BUS JOURNEY
INTERCITY,
STATE ROUTE,
CHARGE PER PERSON

YoY % = -34.00
MoM % = -5.24



AIR FARE CHARGE
FOR SPECIFIED
ROUTES SINGLE
JOURNEY

YoY % = -1.57
MoM % = -0.74



JOURNEY BY
MOTORCYCLE
(OKADA)
PER DROP

YoY % = 29.57
MoM % = -2.33



WATER TRANSPORT:
WATER WAY
PASSENGER
TRANSPORTATION

YoY % = -6.45
MoM % = -0.35



JANUARY 2019



BUS JOURNEY WITHIN CITY, PER DROP CONSTANT ROUTE

N167.50



BUS JOURNEY INTERCITY, STATE ROUTE, CHARGE PER PERSON

N1575.00



AIR FARE CHARGE FOR SPECIFIED ROUTES SINGLE JOURNEY

N24000.91



JOURNEY BY MOTORCYCLE (OKADA) PER DROP

N63.53



WATER TRANSPORT: WATER WAY PASSENGER TRANSPORTATION

N430.25

DECEMBER 2018



BUS JOURNEY WITHIN CITY, PER DROP CONSTANT ROUTE

N169.17



BUS JOURNEY INTERCITY, STATE ROUTE, CHARGE PER PERSON

N1700.00



AIR FARE CHARGE FOR SPECIFIED ROUTES SINGLE JOURNEY

N25000.00



JOURNEY BY MOTORCYCLE (OKADA) PER DROP

N68.00



WATER TRANSPORT: WATER WAY PASSENGER TRANSPORTATION

N455.00

YoY % & MoM %



BUS JOURNEY WITHIN CITY, PER DROP CONSTANT ROUTE

YoY % = -9.46
MoM % = -0.99



BUS JOURNEY INTERCITY, STATE ROUTE, CHARGE PER PERSON

YoY % = -7.01
MoM % = -7.35



AIR FARE CHARGE FOR SPECIFIED ROUTES SINGLE JOURNEY

YoY % = -20.00
MoM % = -4.00



JOURNEY BY MOTORCYCLE (OKADA) PER DROP

YoY % = -31.11
MoM % = -6.57



WATER TRANSPORT: WATER WAY PASSENGER TRANSPORTATION

YoY % = -4.39
MoM % = -5.44



JANUARY 2019



BUS JOURNEY
WITHIN CITY,
PER DROP
CONSTANT ROUTE

N171.33



BUS JOURNEY
INTERCITY,
STATE ROUTE,
CHARGE PER PERSON

N2140.00



AIR FARE CHARGE
FOR SPECIFIED
ROUTES SINGLE
JOURNEY

N28000.03



JOURNEY BY
MOTORCYCLE
(OKADA)
PER DROP

N85.88



WATER TRANSPORT:
WATER WAY
PASSENGER
TRANSPORTATION

N309.12

DECEMBER 2018



BUS JOURNEY
WITHIN CITY,
PER DROP
CONSTANT ROUTE

N180.00



BUS JOURNEY
INTERCITY,
STATE ROUTE,
CHARGE PER PERSON

N254.29



AIR FARE CHARGE
FOR SPECIFIED
ROUTES SINGLE
JOURNEY

N30000.00



JOURNEY BY
MOTORCYCLE
(OKADA)
PER DROP

N102.22



WATER TRANSPORT:
WATER WAY
PASSENGER
TRANSPORTATION

N320.00

YoY % & MoM %



BUS JOURNEY
WITHIN CITY,
PER DROP
CONSTANT ROUTE

YoY % = 42.48

MoM % = -4.81



BUS JOURNEY
INTERCITY,
STATE ROUTE,
CHARGE PER PERSON

YoY % = 9.74

MoM % = -5.07



AIR FARE CHARGE
FOR SPECIFIED
ROUTES SINGLE
JOURNEY

YoY % = --22.22

MoM % = -6.67



JOURNEY BY
MOTORCYCLE
(OKADA)
PER DROP

YoY % = -5.28

MoM % = -15.98



WATER TRANSPORT:
WATER WAY
PASSENGER
TRANSPORTATION

YoY % = -3.40

MoM % = -3.40



JANUARY 2019



BUS JOURNEY WITHIN CITY, PER DROP CONSTANT ROUTE

N127.50



BUS JOURNEY INTERCITY, STATE ROUTE, CHARGE PER PERSON

N1537.50



AIR FARE CHARGE FOR SPECIFIED ROUTES SINGLE JOURNEY

N32005.85



JOURNEY BY MOTORCYCLE (OKADA) PER DROP

N177.86



WATER TRANSPORT: WATER WAY PASSENGER TRANSPORTATION

N1733.33

DECEMBER 2018



BUS JOURNEY WITHIN CITY, PER DROP CONSTANT ROUTE

N128.13



BUS JOURNEY INTERCITY, STATE ROUTE, CHARGE PER PERSON

N1572.22



AIR FARE CHARGE FOR SPECIFIED ROUTES SINGLE JOURNEY

N35000.00



JOURNEY BY MOTORCYCLE (OKADA) PER DROP

N189.29



WATER TRANSPORT: WATER WAY PASSENGER TRANSPORTATION

N1760.00

YoY % & MoM %



BUS JOURNEY WITHIN CITY, PER DROP CONSTANT ROUTE

YoY % = -10.00

MoM % = -0.49



BUS JOURNEY INTERCITY, STATE ROUTE, CHARGE PER PERSON

YoY % = -17.49

MoM % = -2.21



AIR FARE CHARGE FOR SPECIFIED ROUTES SINGLE JOURNEY

YoY % = 4.94

MoM % = -8.55



JOURNEY BY MOTORCYCLE (OKADA) PER DROP

YoY % = -11.12


MoM % = -6.04



WATER TRANSPORT: WATER WAY PASSENGER TRANSPORTATION

YoY % = -17.46

MoM % = -1.52



JANUARY 2019



BUS JOURNEY
WITHIN CITY,
PER DROP
CONSTANT ROUTE

N129.33



BUS JOURNEY
INTERCITY,
STATE ROUTE,
CHARGE PER PERSON

N1831.02



AIR FARE CHARGE
FOR SPECIFIED
ROUTES SINGLE
JOURNEY

N28000.14



JOURNEY BY
MOTORCYCLE
(OKADA)
PER DROP

N75.57



WATER TRANSPORT:
WATER WAY
PASSENGER
TRANSPORTATION

N387.29

DECEMBER 2018



BUS JOURNEY
WITHIN CITY,
PER DROP
CONSTANT ROUTE

N133.33



BUS JOURNEY
INTERCITY,
STATE ROUTE,
CHARGE PER PERSON

N1880.00



AIR FARE CHARGE
FOR SPECIFIED
ROUTES SINGLE
JOURNEY

N28000.00



JOURNEY BY
MOTORCYCLE
(OKADA)
PER DROP

N78.57



WATER TRANSPORT:
WATER WAY
PASSENGER
TRANSPORTATION

N400.00

YoY % & MoM %



BUS JOURNEY
WITHIN CITY,
PER DROP
CONSTANT ROUTE

YoY % = -4.20
MoM % = -3.00



BUS JOURNEY
INTERCITY,
STATE ROUTE,
CHARGE PER PERSON

YoY % = -0.49
MoM % = -2.61



AIR FARE CHARGE
FOR SPECIFIED
ROUTES SINGLE
JOURNEY

YoY % = -6.67
MoM % = 0.00




JOURNEY BY
MOTORCYCLE
(OKADA)
PER DROP

YoY % = -37.02
MoM % = -3.82



WATER TRANSPORT:
WATER WAY
PASSENGER
TRANSPORTATION

YoY % = -14.04
MoM % = -3.18



JANUARY 2019



BUS JOURNEY
WITHIN CITY,
PER DROP
CONSTANT ROUTE

N145.00



BUS JOURNEY
INTERCITY,
STATE ROUTE,
CHARGE PER PERSON

N1887.50



AIR FARE CHARGE
FOR SPECIFIED
ROUTES SINGLE
JOURNEY

N26000.33



JOURNEY BY
MOTORCYCLE
(OKADA)
PER DROP

N162.00



WATER TRANSPORT:
WATER WAY
PASSENGER
TRANSPORTATION

N389.99

DECEMBER 2018



BUS JOURNEY
WITHIN CITY,
PER DROP
CONSTANT ROUTE

N150.00



BUS JOURNEY
INTERCITY,
STATE ROUTE,
CHARGE PER PERSON

N1942.86



AIR FARE CHARGE
FOR SPECIFIED
ROUTES SINGLE
JOURNEY

N25000.00



JOURNEY BY
MOTORCYCLE
(OKADA)
PER DROP

N165.45



WATER TRANSPORT:
WATER WAY
PASSENGER
TRANSPORTATION

N400.00

YoY % & MoM %



BUS JOURNEY
WITHIN CITY,
PER DROP
CONSTANT ROUTE

YoY % = -9.38
MoM % = -3.33



BUS JOURNEY
INTERCITY,
STATE ROUTE,
CHARGE PER PERSON

YoY % = 5.73
MoM % = -2.85



AIR FARE CHARGE
FOR SPECIFIED
ROUTES SINGLE
JOURNEY

YoY % = 0.00
MoM % = 4.00



JOURNEY BY
MOTORCYCLE
(OKADA)
PER DROP

YoY % = 15.27
MoM % = -2.09



WATER TRANSPORT:
WATER WAY
PASSENGER
TRANSPORTATION

YoY % = -9.30
MoM % = -2.50



JANUARY 2019



BUS JOURNEY WITHIN CITY, PER DROP CONSTANT ROUTE

N145.20



BUS JOURNEY INTERCITY, STATE ROUTE, CHARGE PER PERSON

N1005.25



AIR FARE CHARGE FOR SPECIFIED ROUTES SINGLE JOURNEY

N29000.01



JOURNEY BY MOTORCYCLE (OKADA) PER DROP

N144.02



WATER TRANSPORT: WATER WAY PASSENGER TRANSPORTATION

N309.18

DECEMBER 2018



BUS JOURNEY WITHIN CITY, PER DROP CONSTANT ROUTE

N150.00



BUS JOURNEY INTERCITY, STATE ROUTE, CHARGE PER PERSON

N1050.00



AIR FARE CHARGE FOR SPECIFIED ROUTES SINGLE JOURNEY

N30600.00



JOURNEY BY MOTORCYCLE (OKADA) PER DROP

N150.00



WATER TRANSPORT: WATER WAY PASSENGER TRANSPORTATION

N320.00

YoY % & MoM %



BUS JOURNEY WITHIN CITY, PER DROP CONSTANT ROUTE

YoY % = -14.59

MoM % = -3.20



BUS JOURNEY INTERCITY, STATE ROUTE, CHARGE PER PERSON

YoY % = -12.5

MoM % = -4.26



AIR FARE CHARGE FOR SPECIFIED ROUTES SINGLE JOURNEY

YoY % = -3.34

MoM % = -5.23



JOURNEY BY MOTORCYCLE (OKADA) PER DROP

YoY % = 20.02

MoM % = -3.99



WATER TRANSPORT: WATER WAY PASSENGER TRANSPORTATION

YoY % = -11.66

MoM % = -3.38



JANUARY 2019



BUS JOURNEY
WITHIN CITY,
PER DROP
CONSTANT ROUTE

N302.03



BUS JOURNEY
INTERCITY,
STATE ROUTE,
CHARGE PER PERSON

N965.32



AIR FARE CHARGE
FOR SPECIFIED
ROUTES SINGLE
JOURNEY

N30890.2



JOURNEY BY
MOTORCYCLE
(OKADA)
PER DROP

N62.35



WATER TRANSPORT:
WATER WAY
PASSENGER
TRANSPORTATION

N285.91

DECEMBER 2018



BUS JOURNEY
WITHIN CITY,
PER DROP
CONSTANT ROUTE

N300.00



BUS JOURNEY
INTERCITY,
STATE ROUTE,
CHARGE PER PERSON

N974.67



AIR FARE CHARGE
FOR SPECIFIED
ROUTES SINGLE
JOURNEY

N31000.00



JOURNEY BY
MOTORCYCLE
(OKADA)
PER DROP

N72.35



WATER TRANSPORT:
WATER WAY
PASSENGER
TRANSPORTATION

N300.00

YoY % & MoM %



BUS JOURNEY
WITHIN CITY,
PER DROP
CONSTANT ROUTE

YoY % = 90.76

MoM % = 0.68



BUS JOURNEY
INTERCITY,
STATE ROUTE,
CHARGE PER PERSON

YoY % = -22.77

MoM % = -0.96



AIR FARE CHARGE
FOR SPECIFIED
ROUTES SINGLE
JOURNEY

YoY % = 2.97

MoM % = -0.35



JOURNEY BY
MOTORCYCLE
(OKADA)
PER DROP

YoY % = -22.06

MoM % = -13.82



WATER TRANSPORT:
WATER WAY
PASSENGER
TRANSPORTATION

YoY % = -18.31

MoM % = -4.70

Methodology

Field work is done solely by over 700 NBS Staff in all States of the federation supported by supervisors who are monitored by internal and external observers.

Fuel Prices are collected across all the 774 local governments across all States and the FCT from over 10,000 respondents and locations and reflect actual prices households state they actually bought those fuels together with the prices reportedly sold by the fuel suppliers.

The average of all these prices is then reported for each state and the average for the country is the average for the state.

NBS audit team subsequently conducts randomly selected verification of prices recorded.

Acknowledgements/Contacts

Acknowledgements

We acknowledge our technical partners, Proshare in the design, concept and production of this publication.





Contact Us

 @nigerianstat

 NBSNigeria

 www.nigerianstat.gov.ng

 **Head Office Address**
Plot 762, Independence Avenue, Central
Business District, FCT, Abuja Nigeria.

 +234 803 386 5388

 feedback@nigerianstat.gov.ng