



NATIONAL BUREAU OF STATISTICS

# Transport Fare Watch

(JANUARY 2020)



**Report Date: February 2020**

***Data Source: National Bureau of Statistics (NBS)***

# CONTENTS

<b>Executive Summary</b> .....	1
<b>Average Transport Fare Across States</b>	
-States Bus Journey Within City, Per Drop Constant Route .....	2
-States Bus Journey Intercity, State Route, Charge per person .....	3
-Air Fare Charge for Specified Routes Single Journey .....	4
-Journey by Motorcycle (Okada) Per Drop .....	5
-Waterway Passenger Transport .....	6
<b>Average Transport Fare by Categories - All States</b>	
Abia .....	7
Abuja .....	8
Adamawa .....	9
Akwa Ibom .....	10
Anambra .....	11
Bauchi .....	12
Bayelsa .....	13
Benue .....	14
Borno .....	15
Cross River .....	16
Delta .....	17
Ebonyi .....	18
Edo .....	19
Ekiti .....	20
Enugu .....	21
Gombe .....	22
Imo .....	23
Jigawa .....	24
Kaduna .....	25
Kano .....	26
Katsina .....	27
Kebbi .....	28
Kogi .....	29
Kwara .....	30
Lagos .....	31
Nassarawa .....	32
Niger .....	33
Ogun .....	34
Ondo .....	35
Osun .....	36
Oyo .....	37
Plateau .....	38
Rivers .....	39
Sokoto .....	40
Taraba .....	41
Yobe .....	42
Zamfara .....	43
<b>Methodology</b> .....	44
<b>Acknowledgment and Contact</b> .....	45

# EXECUTIVE SUMMARY

The Transport fare Watch report for January 2020 covers the following categories namely bus journey within the city per drop constant route; bus journey intercity, state route, charge per person; air fare charge for specified routes single journey; journey by motorcycle (Okada) per drop; and water way passenger transport.

Average fare paid by commuters for bus journey within the city increased by 1.47% month-on-month and by 15.10% year-on-year to N201.51 in January 2020 from N198.59 in December 2019. States with highest bus journey fare within city were Zamfara (N338.00), Abuja FCT (N310.00) and Cross River (N308.00) while States with lowest bus journey fare within city were Bauchi (N105.00), Abia (N145.00) and Anambra (N148.00).

Average fare paid by commuters for bus journey intercity increased by 0.89% month-on-month and by 9.08% year-on-year to N1,681.38 in January 2020 from N1,666.57 in December 2019. States with highest bus journey fare intercity were Abuja FCT (N4,230.00), Adamawa (N2,547.00) and Borno (N2,500.00) while States with lowest bus journey fare within city were Bauchi (N965.00), Enugu (N967.00) and Bayelsa (N1000.00).

Average fare paid by air passengers for specified routes single journey increased by 0.26% month-on-month and by 1.21% year-on-year to N30,831.76 in January 2020 from N30,753.16 in December 2019. States with highest air fare were Rivers (N35,500.00), Jigawa (N35,380.00), Kwara (N35,300.00) while States with lowest air fare were Katsina (N24,660.00), Sokoto (N25,350.00), and Kano (N25,460.00).

Average fare paid by commuters for journey by motorcycle per drop increased by 1.76% month-on-month and by 16.77% year-on-year to N132.84 in January 2020 from N130.54 in December 2019. States with highest journey fare by motorcycle per drop were Rivers (N260.00), Kogi (N230.00) and Lagos (N200.00) while states with lowest journey fare by motorcycle per drop were Adamawa (N63.00), Katsina (N69.00) and Jigawa (N70.00).

Average fare paid by passengers for water way passenger transport decreased by -0.07% month-on-month and increased by 5.62% year-on-year to N567.32 in January 2020 from N567.73 in December 2019. States with highest fare by water way passenger transport were Delta (N1,890.00), Bayelsa (N1,850.00) and Rivers (N1,800.00) while states with lowest fare by water way passenger transport were Borno (N135.00), Gombe (N198.00) and Ebonyi (N200.00).

# TRANSPORT FARE WATCH - JANUARY 2020

## Average Transport Fare Across States -Bus Journey Within City , Per Drop Constant Route



YoY = 15.10%

**N175.07**

JANUARY 2019 Average



AVERAGE

**N201.51**



MoM = 1.47%

**N198.59**

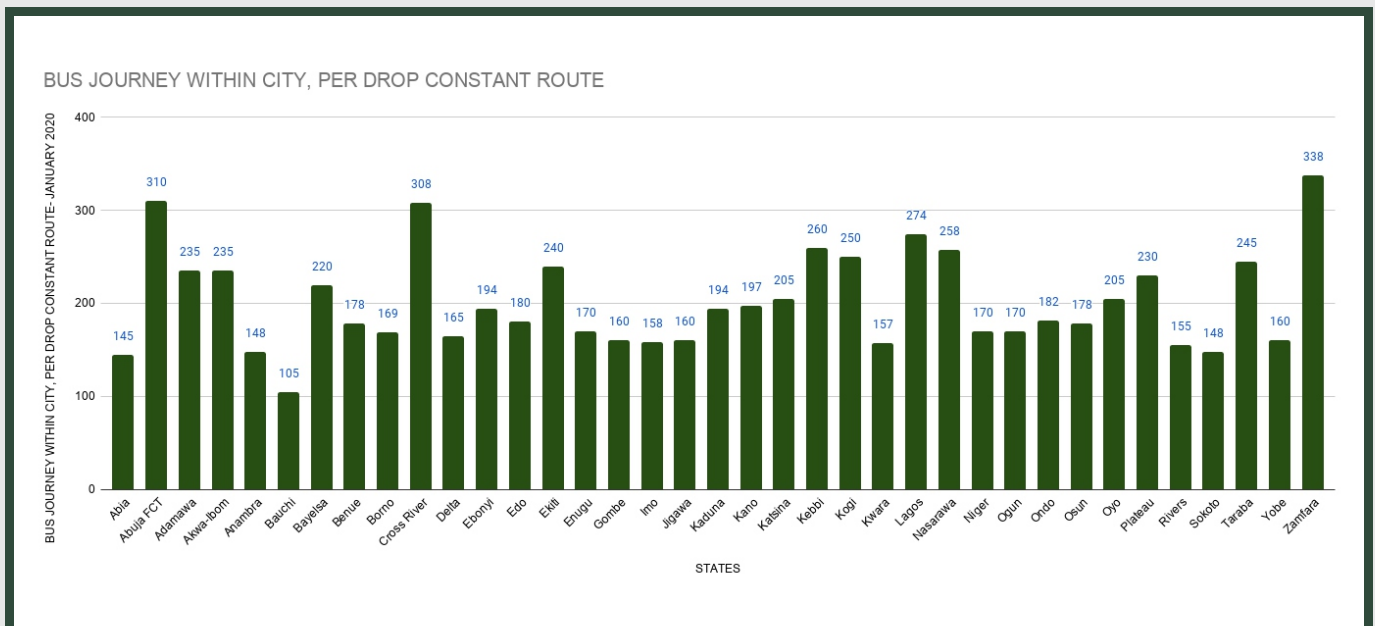
DECEMBER 2019 Average

### STATES WITH THE HIGHEST AVERAGE PRICES IN JANUARY 2020

	Jan -20	YoY %	MoM %
ZAMFARA	<b>N338.00</b>	<b>11.91%</b>	<b>1.20%</b>
ABUJA FCT	<b>N310.00</b>	<b>3.24%</b>	<b>3.33%</b>
CROSS RIVER	<b>N308.00</b>	<b>0.10%</b>	<b>-0.65%</b>

### STATES WITH THE LOWEST AVERAGE PRICES IN JANUARY 2020

	Jan -20	YoY %	MoM %
BAUCHI	<b>N105.00</b>	<b>6.84%</b>	<b>-4.55%</b>
ABIA	<b>N145.00</b>	<b>19.72%</b>	<b>-2.68%</b>
ANAMBRA	<b>N148.00</b>	<b>15.18%</b>	<b>2.07%</b>



# TRANSPORT FARE WATCH - JANUARY 2020

## Average Transport Fare Across States

### -Bus Journey Intercity, State Route, Charge Per Person



YoY = 9.08%

**N1541.38**

JANUARY 2019 Average



AVERAGE

**N1681.38**



MoM = 0.89%

**N1666.57**

DECEMBER 2019 Average

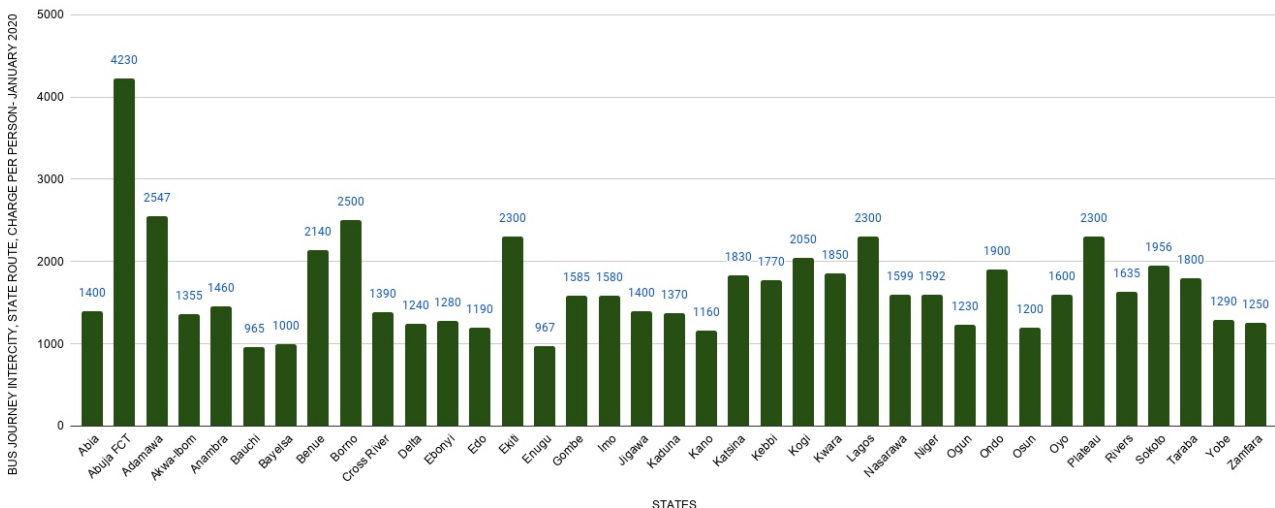
#### STATES WITH THE HIGHEST AVERAGE PRICES IN JANUARY 2020

	Jan -20	YoY %	MoM %
ABUJA FCT	<b>N4230.00</b>	<b>3.17%</b>	<b>0.71%</b>
ADAMAWA	<b>N2547.00</b>	<b>11.22%</b>	<b>0.04%</b>
BORNO	<b>N2500.00</b>	<b>16.28%</b>	<b>0.00%</b>

#### STATES WITH THE LOWEST AVERAGE PRICES IN JANUARY 2020

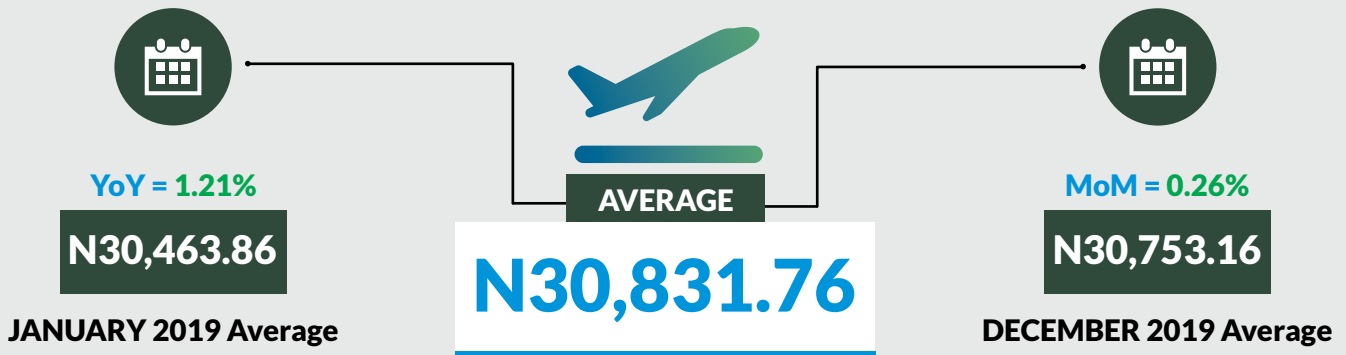
	Jan -20	YoY %	MoM %
BAUCHI	<b>N965.00</b>	<b>0.70%</b>	<b>0.00%</b>
ENUGU	<b>N967.00</b>	<b>-5.79%</b>	<b>0.31%</b>
BAYELSA	<b>N1000.00</b>	<b>-0.36%</b>	<b>0.00%</b>

BUS JOURNEY INTERCITY, STATE ROUTE, CHARGE PER PERSON



# TRANSPORT FARE WATCH - JANUARY 2020

## Average Transport Fare Across States -Air Fare Charge For Specified Routes Single Journey



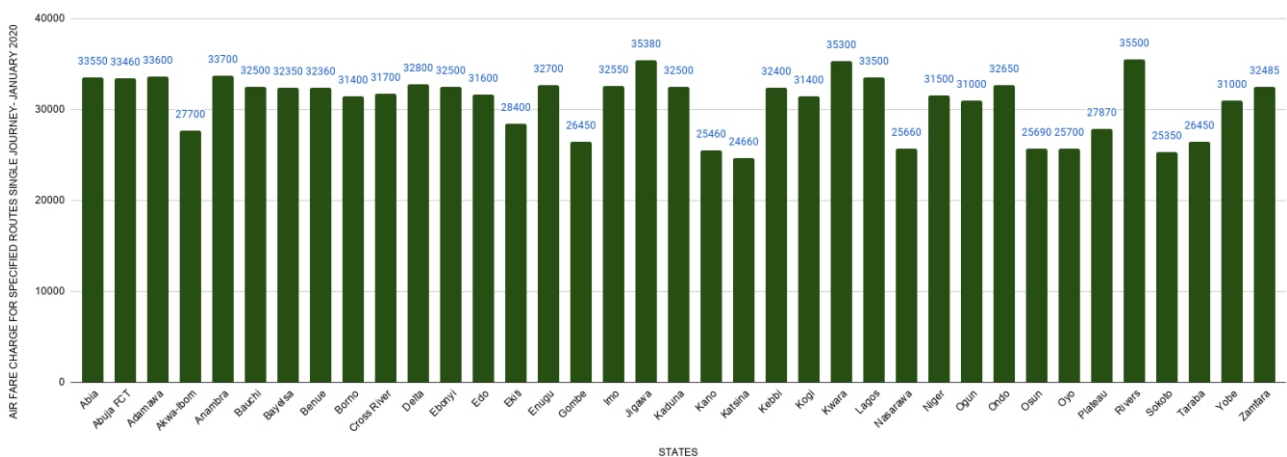
### STATES WITH THE HIGHEST AVERAGE PRICES IN JANUARY 2020

	Jan -20	YoY%	MoM%
<b>RIVERS</b>	<b>N35500.00</b>	<b>10.92%</b>	<b>0.14%</b>
<b>JIGAWA</b>	<b>N35380.00</b>	<b>-5.65%</b>	<b>0.23%</b>
<b>KWARA</b>	<b>N35300.00</b>	<b>8.62%</b>	<b>0.11%</b>

### STATES WITH THE LOWEST AVERAGE PRICES IN JANUARY 2020

	Jan -20	YoY%	MoM%
<b>KATSINA</b>	<b>N24660.00</b>	<b>-1.36%</b>	<b>0.24%</b>
<b>SOKOTO</b>	<b>N25350.00</b>	<b>-9.46%</b>	<b>0.20%</b>
<b>KANO</b>	<b>N25460.00</b>	<b>-9.40%</b>	<b>0.24%</b>

AIR FARE CHARGE FOR SPECIFIED ROUTES SINGLE JOURNEY



# TRANSPORT FARE WATCH - JANUARY 2020

## Average Transport Fare Across States -Journey by Motorcycle (Okada) Per Drop



YoY = 16.77%

**N113.76**

JANUARY 2019 Average



AVERAGE

**N132.84**



MoM = 1.76%

**N130.54**

DECEMBER 2019 Average

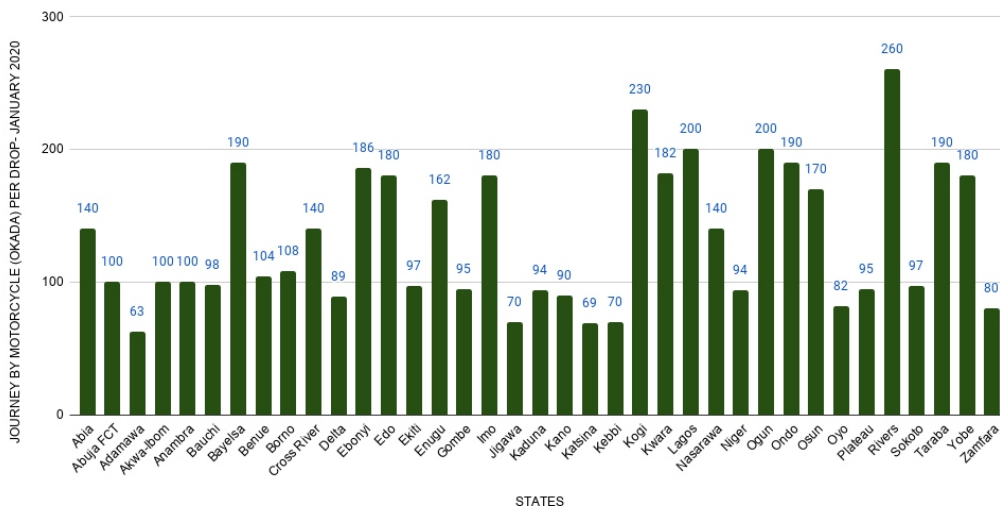
### STATES WITH THE HIGHEST AVERAGE PRICES IN JANUARY 2020

	Jan -20	YoY%	MoM%
RIVERS	<b>N260.00</b>	<b>46.18%</b>	<b>0.00%</b>
KOGI	<b>N230.00</b>	<b>22.22%</b>	<b>15.00%</b>
LAGOS	<b>N200.00</b>	<b>14.86%</b>	<b>0.00%</b>

### STATES WITH THE LOWEST AVERAGE PRICES IN JANUARY 2020

	Jan -20	YoY%	MoM%
ADAMAWA	<b>N63.00</b>	<b>25.91%</b>	<b>1.61%</b>
KATSINA	<b>N69.00</b>	<b>6.15%</b>	<b>1.47%</b>
JIGAWA	<b>N70.00</b>	<b>14.65%</b>	<b>4.48%</b>

JOURNEY BY MOTORCYCLE (OKADA) PER DROP



# TRANSPORT FARE WATCH - JANUARY 2020

## Average Transport Fare Across States -Waterway Passenger Transport



YoY = 5.62%

**N537.14**

JANUARY 2019 Average



AVERAGE

**N567.32**



MoM = -0.07%

**N567.73**

DECEMBER 2019 Average

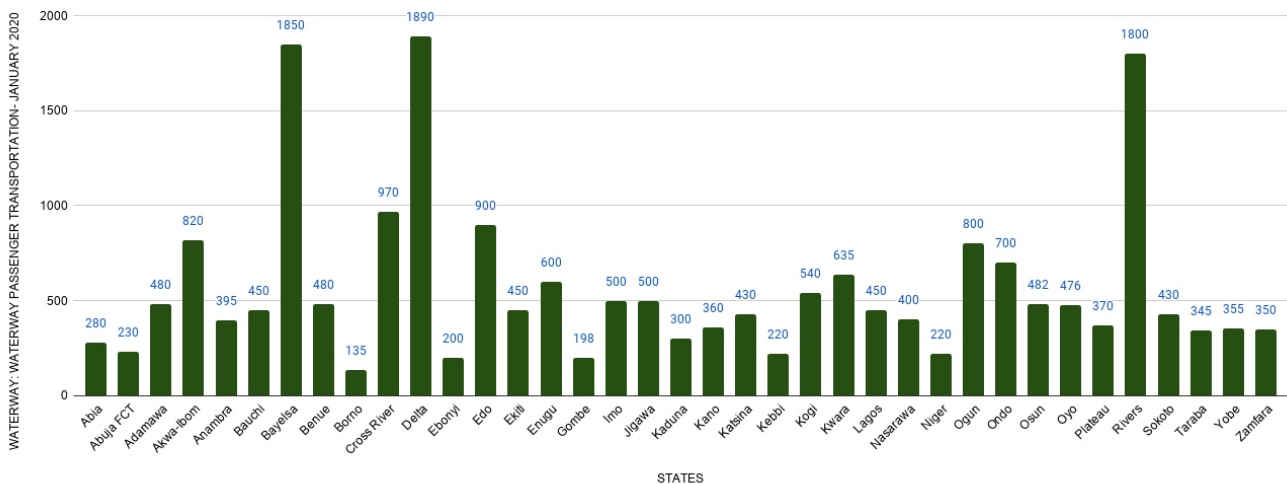
### STATES WITH THE HIGHEST AVERAGE PRICES IN JANUARY 2020

	Jan -20	YoY%	MoM%
DELTA	<b>N1890.00</b>	<b>32.96%</b>	<b>0.00%</b>
BAYELSA	<b>N1850.00</b>	<b>-5.14%</b>	<b>0.16%</b>
RIVERS	<b>N1800.00</b>	<b>3.85%</b>	<b>0.06%</b>

### STATES WITH THE LOWEST AVERAGE PRICES IN JANUARY 2020

	Jan -20	YoY%	MoM%
BORNO	<b>N135.00</b>	<b>19.90%</b>	<b>0.00%</b>
GOMBE	<b>N198.00</b>	<b>9.82%</b>	<b>0.51%</b>
EBONYI	<b>N200.00</b>	<b>-48.69%</b>	<b>0.50%</b>

WATERWAY: WATERWAY PASSENGER TRANSPORTATION



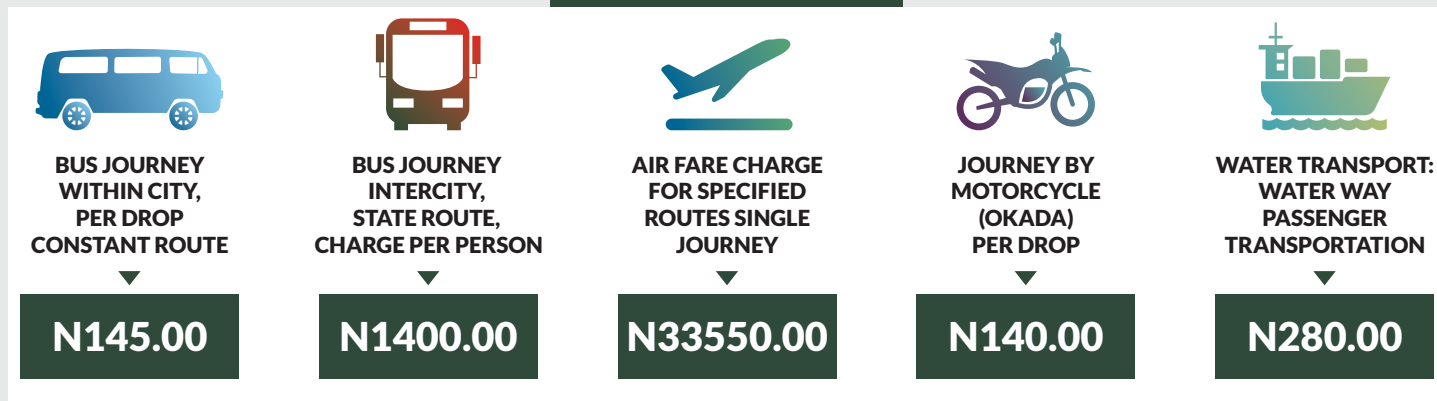


# TRANSPORT FARE WATCH - JANUARY 2020

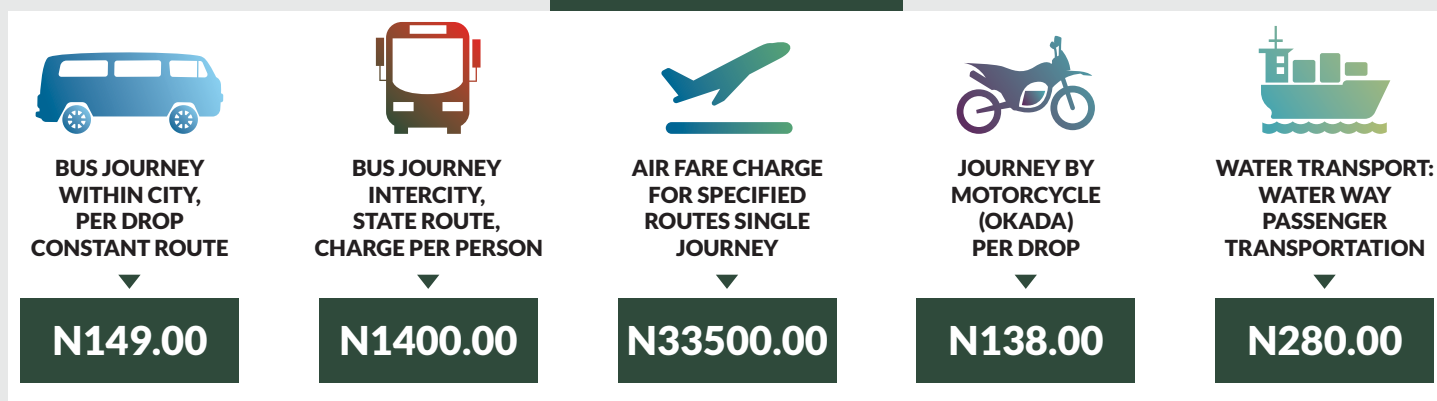
## Average Transport Fare by Categories -Abia State



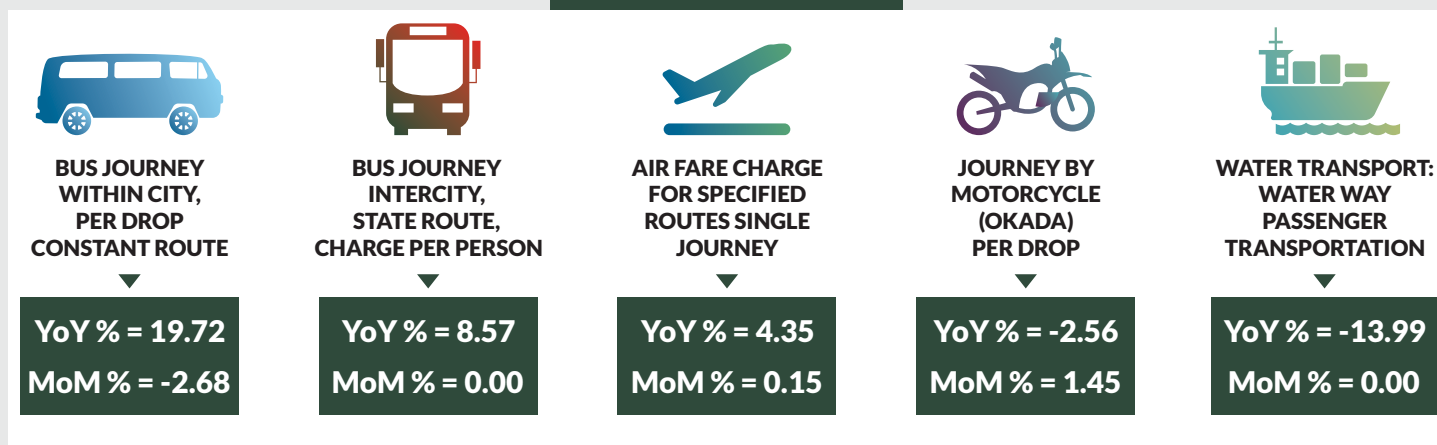
### JANUARY 2020



### DECEMBER 2019



### YoY % & MoM %



# TRANSPORT FARE WATCH - JANUARY 2020

## Average Transport Fare by Categories -FCT Abuja



### JANUARY 2020



BUS JOURNEY  
WITHIN CITY,  
PER DROP  
CONSTANT ROUTE

**N310.00**



BUS JOURNEY  
INTERCITY,  
STATE ROUTE,  
CHARGE PER PERSON

**N4230.00**



AIR FARE CHARGE  
FOR SPECIFIED  
ROUTES SINGLE  
JOURNEY

**N33460.00**



JOURNEY BY  
MOTORCYCLE  
(OKADA)  
PER DROP

**N100.00**



WATER TRANSPORT:  
WATER WAY  
PASSENGER  
TRANSPORTATION

**N230.00**

### DECEMBER 2019



BUS JOURNEY  
WITHIN CITY,  
PER DROP  
CONSTANT ROUTE

**N300.00**



BUS JOURNEY  
INTERCITY,  
STATE ROUTE,  
CHARGE PER PERSON

**N4200.00**



AIR FARE CHARGE  
FOR SPECIFIED  
ROUTES SINGLE  
JOURNEY

**N33455.00**



JOURNEY BY  
MOTORCYCLE  
(OKADA)  
PER DROP

**N100.00**



WATER TRANSPORT:  
WATER WAY  
PASSENGER  
TRANSPORTATION

**N229.00**

### YoY % & MoM %



BUS JOURNEY  
WITHIN CITY,  
PER DROP  
CONSTANT ROUTE

YoY % = 3.24  
MoM % = 3.33



BUS JOURNEY  
INTERCITY,  
STATE ROUTE,  
CHARGE PER PERSON

YoY % = 3.17  
MoM % = 0.71



AIR FARE CHARGE  
FOR SPECIFIED  
ROUTES SINGLE  
JOURNEY

YoY % = -4.40  
MoM % = 0.01



JOURNEY BY  
MOTORCYCLE  
(OKADA)  
PER DROP

YoY % = 42.18  
MoM % = 0.00



WATER TRANSPORT:  
WATER WAY  
PASSENGER  
TRANSPORTATION

YoY % = 6.79  
MoM % = 0.44

# TRANSPORT FARE WATCH - JANUARY 2020

## Average Transport Fare by Categories -Adamawa State



### JANUARY 2020



BUS JOURNEY  
WITHIN CITY,  
PER DROP  
CONSTANT ROUTE

**N235.00**



BUS JOURNEY  
INTERCITY,  
STATE ROUTE,  
CHARGE PER PERSON

**N2547.00**



AIR FARE CHARGE  
FOR SPECIFIED  
ROUTES SINGLE  
JOURNEY

**N33600.00**



JOURNEY BY  
MOTORCYCLE  
(OKADA)  
PER DROP

**N63.00**



WATER TRANSPORT:  
WATER WAY  
PASSENGER  
TRANSPORTATION

**N480.00**

### DECEMBER 2019



BUS JOURNEY  
WITHIN CITY,  
PER DROP  
CONSTANT ROUTE

**N230.00**



BUS JOURNEY  
INTERCITY,  
STATE ROUTE,  
CHARGE PER PERSON

**N2546.00**



AIR FARE CHARGE  
FOR SPECIFIED  
ROUTES SINGLE  
JOURNEY

**N33600.00**



JOURNEY BY  
MOTORCYCLE  
(OKADA)  
PER DROP

**N62.00**



WATER TRANSPORT:  
WATER WAY  
PASSENGER  
TRANSPORTATION

**N479.00**

### YoY % & MoM %



BUS JOURNEY  
WITHIN CITY,  
PER DROP  
CONSTANT ROUTE

**YoY % = -7.84**  
**MoM % = 2.17**



BUS JOURNEY  
INTERCITY,  
STATE ROUTE,  
CHARGE PER PERSON

**YoY % = 11.22**  
**MoM % = 0.04**



AIR FARE CHARGE  
FOR SPECIFIED  
ROUTES SINGLE  
JOURNEY

**YoY % = 4.48**  
**MoM % = 0.00**



JOURNEY BY  
MOTORCYCLE  
(OKADA)  
PER DROP

**YoY % = 25.91**  
**MoM % = 1.61**



WATER TRANSPORT:  
WATER WAY  
PASSENGER  
TRANSPORTATION

**YoY % = 15.43**  
**MoM % = 0.21**

# TRANSPORT FARE WATCH - JANUARY 2020

## Average Transport Fare by Categories -Akwa Ibom State



### JANUARY 2020



BUS JOURNEY  
WITHIN CITY,  
PER DROP  
CONSTANT ROUTE

**N235.00**



BUS JOURNEY  
INTERCITY,  
STATE ROUTE,  
CHARGE PER PERSON

**N1355.00**



AIR FARE CHARGE  
FOR SPECIFIED  
ROUTES SINGLE  
JOURNEY

**N27700.00**



JOURNEY BY  
MOTORCYCLE  
(OKADA)  
PER DROP

**N100.00**



WATER TRANSPORT:  
WATER WAY  
PASSENGER  
TRANSPORTATION

**N820.00**

### DECEMBER 2019



BUS JOURNEY  
WITHIN CITY,  
PER DROP  
CONSTANT ROUTE

**N237.00**



BUS JOURNEY  
INTERCITY,  
STATE ROUTE,  
CHARGE PER PERSON

**N1350.00**



AIR FARE CHARGE  
FOR SPECIFIED  
ROUTES SINGLE  
JOURNEY

**N27650.00**



JOURNEY BY  
MOTORCYCLE  
(OKADA)  
PER DROP

**N100.00**



WATER TRANSPORT:  
WATER WAY  
PASSENGER  
TRANSPORTATION

**N830.00**

### YoY % & MoM %



BUS JOURNEY  
WITHIN CITY,  
PER DROP  
CONSTANT ROUTE

YoY % = 9.30  
MoM % = -0.84



BUS JOURNEY  
INTERCITY,  
STATE ROUTE,  
CHARGE PER PERSON

YoY % = 11.75  
MoM % = 0.37



AIR FARE CHARGE  
FOR SPECIFIED  
ROUTES SINGLE  
JOURNEY

YoY % = -6.58  
MoM % = 0.18



JOURNEY BY  
MOTORCYCLE  
(OKADA)  
PER DROP

YoY % = 7.14  
MoM % = 0.00



WATER TRANSPORT:  
WATER WAY  
PASSENGER  
TRANSPORTATION

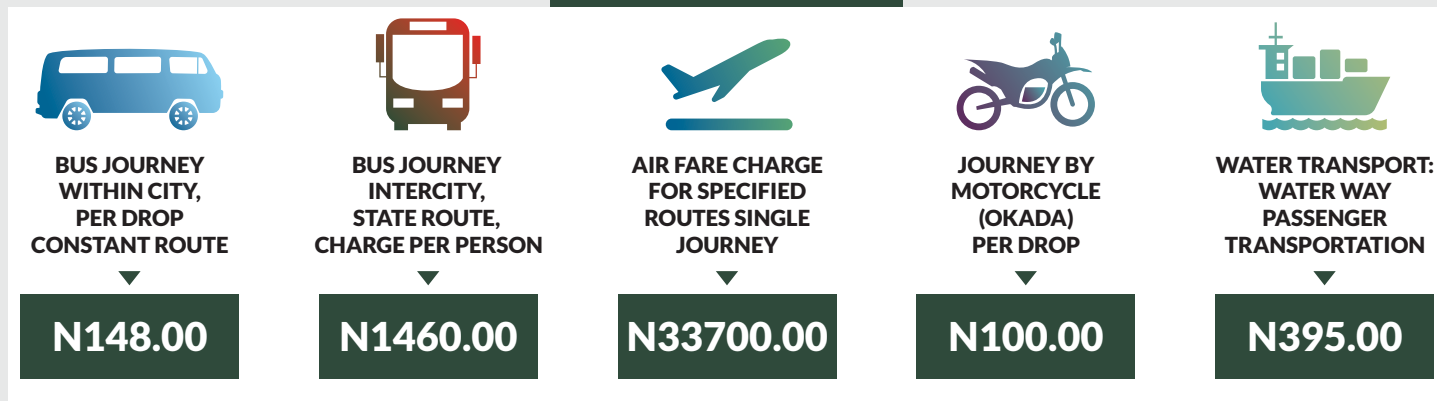
YoY % = -14.14  
MoM % = -1.20

# TRANSPORT FARE WATCH - JANUARY 2020

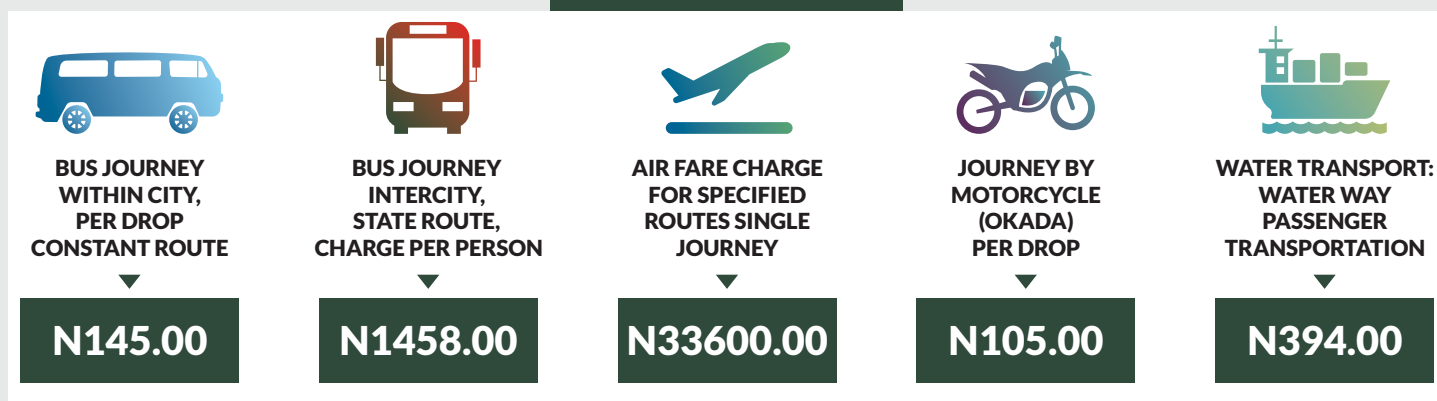
## Average Transport Fare by Categories -Anambra State



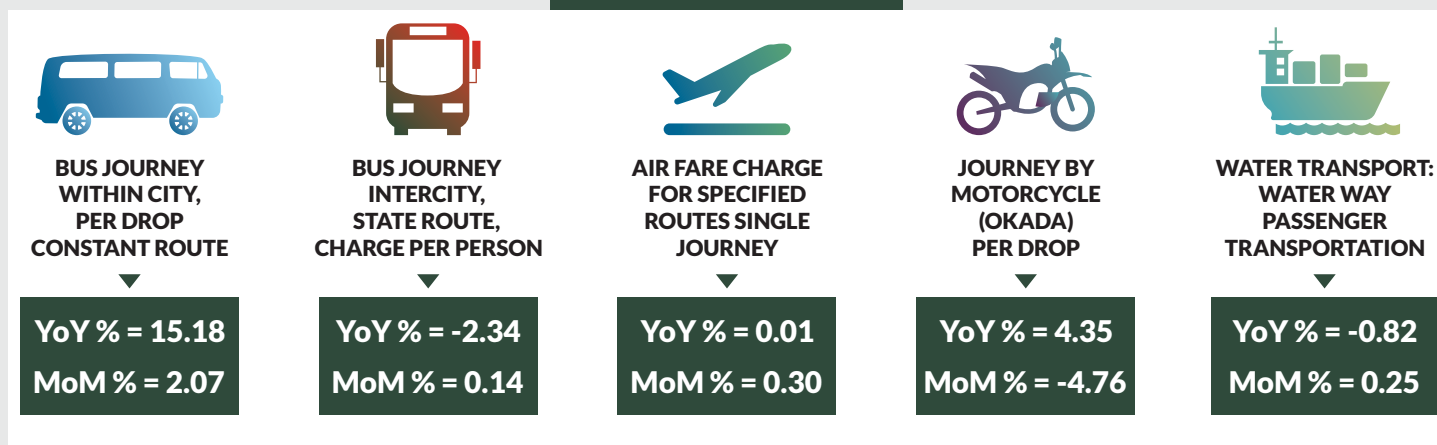
### JANUARY 2020



### DECEMBER 2019



### YoY % & MoM %



# TRANSPORT FARE WATCH - JANUARY 2020

## Average Transport Fare by Categories -Bauchi State



### JANUARY 2020



BUS JOURNEY  
WITHIN CITY,  
PER DROP  
CONSTANT ROUTE

**N105.00**



BUS JOURNEY  
INTERCITY,  
STATE ROUTE,  
CHARGE PER PERSON

**N965.00**



AIR FARE CHARGE  
FOR SPECIFIED  
ROUTES SINGLE  
JOURNEY

**N32500.00**



JOURNEY BY  
MOTORCYCLE  
(OKADA)  
PER DROP

**N98.00**



WATER TRANSPORT:  
WATER WAY  
PASSENGER  
TRANSPORTATION

**N450.00**

### DECEMBER 2019



BUS JOURNEY  
WITHIN CITY,  
PER DROP  
CONSTANT ROUTE

**N110.00**



BUS JOURNEY  
INTERCITY,  
STATE ROUTE,  
CHARGE PER PERSON

**N965.00**



AIR FARE CHARGE  
FOR SPECIFIED  
ROUTES SINGLE  
JOURNEY

**N32400.00**



JOURNEY BY  
MOTORCYCLE  
(OKADA)  
PER DROP

**N95.00**



WATER TRANSPORT:  
WATER WAY  
PASSENGER  
TRANSPORTATION

**N433.00**

### YoY % & MoM %



BUS JOURNEY  
WITHIN CITY,  
PER DROP  
CONSTANT ROUTE

YoY % = 6.84  
MoM % = -4.55



BUS JOURNEY  
INTERCITY,  
STATE ROUTE,  
CHARGE PER PERSON

YoY % = 0.70  
MoM % = 0.00



AIR FARE CHARGE  
FOR SPECIFIED  
ROUTES SINGLE  
JOURNEY

YoY % = 1.56  
MoM % = 0.31



JOURNEY BY  
MOTORCYCLE  
(OKADA)  
PER DROP

YoY % = 22.50  
MoM % = 3.16



WATER TRANSPORT:  
WATER WAY  
PASSENGER  
TRANSPORTATION

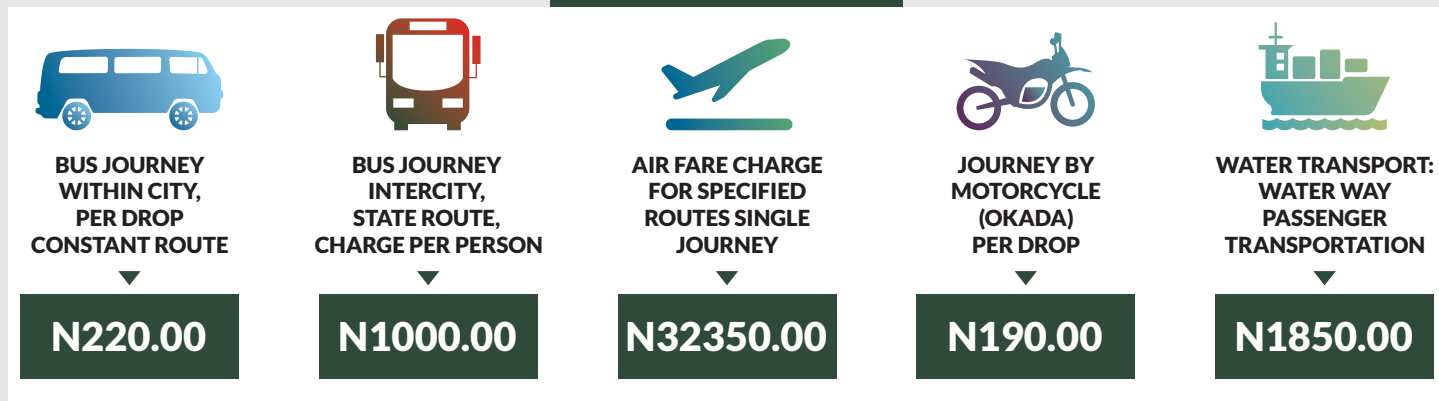
YoY % = 13.85  
MoM % = 3.93

# TRANSPORT FARE WATCH - JANUARY 2020

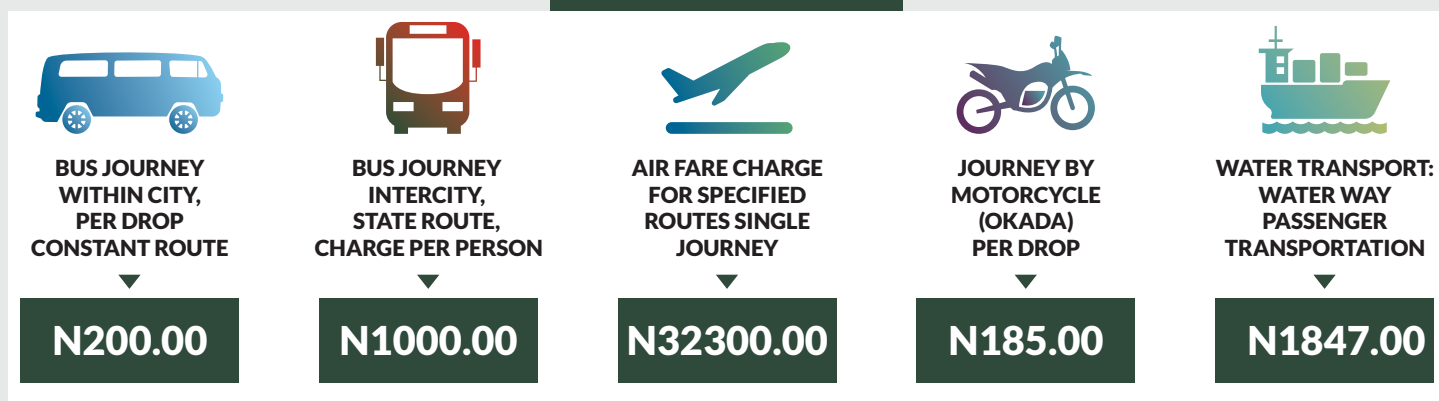
## Average Transport Fare by Categories -Bayelsa State



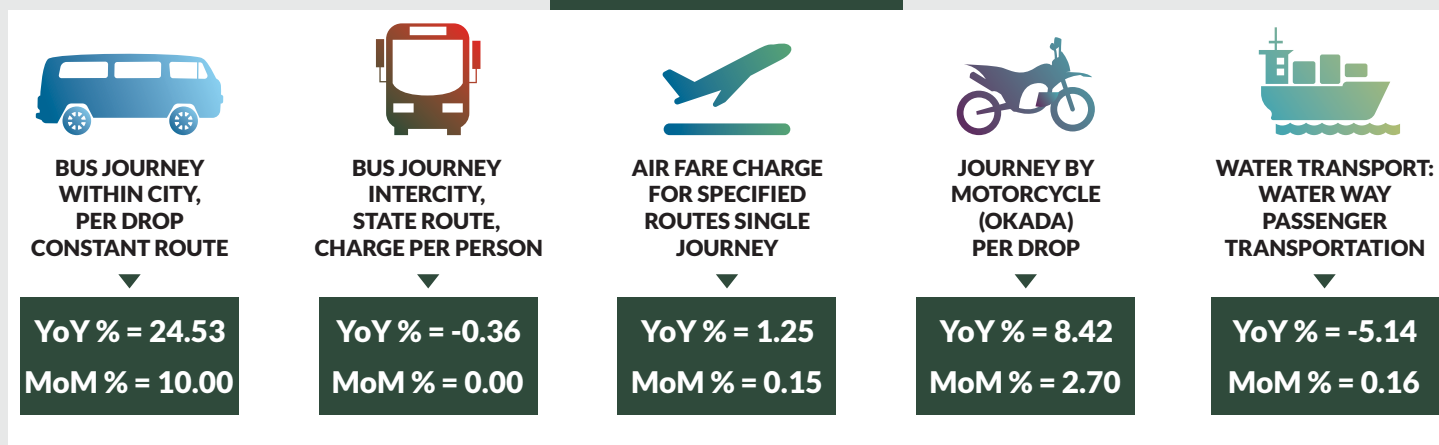
### JANUARY 2020



### DECEMBER 2019



### YoY % & MoM %



# TRANSPORT FARE WATCH - JANUARY 2020

## Average Transport Fare by Categories -Benue State



### JANUARY 2020



BUS JOURNEY  
WITHIN CITY,  
PER DROP  
CONSTANT ROUTE

**N178.00**



BUS JOURNEY  
INTERCITY,  
STATE ROUTE,  
CHARGE PER PERSON

**N2140.00**



AIR FARE CHARGE  
FOR SPECIFIED  
ROUTES SINGLE  
JOURNEY

**N32360.00**



JOURNEY BY  
MOTORCYCLE  
(OKADA)  
PER DROP

**N104.00**



WATER TRANSPORT:  
WATER WAY  
PASSENGER  
TRANSPORTATION

**N480.00**

### DECEMBER 2019



BUS JOURNEY  
WITHIN CITY,  
PER DROP  
CONSTANT ROUTE

**N175.00**



BUS JOURNEY  
INTERCITY,  
STATE ROUTE,  
CHARGE PER PERSON

**N2100.00**



AIR FARE CHARGE  
FOR SPECIFIED  
ROUTES SINGLE  
JOURNEY

**N32300.00**



JOURNEY BY  
MOTORCYCLE  
(OKADA)  
PER DROP

**N100.00**



WATER TRANSPORT:  
WATER WAY  
PASSENGER  
TRANSPORTATION

**N480.00**

### YoY % & MoM %



BUS JOURNEY  
WITHIN CITY,  
PER DROP  
CONSTANT ROUTE

**YoY % = 15.37**  
**MoM % = 1.71**



BUS JOURNEY  
INTERCITY,  
STATE ROUTE,  
CHARGE PER PERSON

**YoY % = 10.45**  
**MoM % = 1.90**



AIR FARE CHARGE  
FOR SPECIFIED  
ROUTES SINGLE  
JOURNEY

**YoY % = -2.53**  
**MoM % = 0.19**



JOURNEY BY  
MOTORCYCLE  
(OKADA)  
PER DROP

**YoY % = 7.35**  
**MoM % = 4.00**



WATER TRANSPORT:  
WATER WAY  
PASSENGER  
TRANSPORTATION

**YoY % = 12.94**  
**MoM % = 0.00**



# TRANSPORT FARE WATCH - JANUARY 2020

## Average Transport Fare by Categories -Borno State



### JANUARY 2020



BUS JOURNEY  
WITHIN CITY,  
PER DROP  
CONSTANT ROUTE

**N169.00**



BUS JOURNEY  
INTERCITY,  
STATE ROUTE,  
CHARGE PER PERSON

**N2500.00**



AIR FARE CHARGE  
FOR SPECIFIED  
ROUTES SINGLE  
JOURNEY

**N31400.00**



JOURNEY BY  
MOTORCYCLE  
(OKADA)  
PER DROP

**N108.00**



WATER TRANSPORT:  
WATER WAY  
PASSENGER  
TRANSPORTATION

**N135.00**

### DECEMBER 2019



BUS JOURNEY  
WITHIN CITY,  
PER DROP  
CONSTANT ROUTE

**N167.00**



BUS JOURNEY  
INTERCITY,  
STATE ROUTE,  
CHARGE PER PERSON

**N2500.00**



AIR FARE CHARGE  
FOR SPECIFIED  
ROUTES SINGLE  
JOURNEY

**N31300.00**



JOURNEY BY  
MOTORCYCLE  
(OKADA)  
PER DROP

**N105.00**



WATER TRANSPORT:  
WATER WAY  
PASSENGER  
TRANSPORTATION

**N135.00**

### YoY % & MoM %



BUS JOURNEY  
WITHIN CITY,  
PER DROP  
CONSTANT ROUTE

**YoY % = 22.17**  
**MoM % = 1.20**



BUS JOURNEY  
INTERCITY,  
STATE ROUTE,  
CHARGE PER PERSON

**YoY % = 16.28**  
**MoM % = 0.00**



AIR FARE CHARGE  
FOR SPECIFIED  
ROUTES SINGLE  
JOURNEY

**YoY % = 6.08**  
**MoM % = 0.32**



JOURNEY BY  
MOTORCYCLE  
(OKADA)  
PER DROP

**YoY % = 45.88**  
**MoM % = 2.86**



WATER TRANSPORT:  
WATER WAY  
PASSENGER  
TRANSPORTATION

**YoY % = 19.90**  
**MoM % = 0.00**

# TRANSPORT FARE WATCH - JANUARY 2020

## Average Transport Fare by Categories -Cross river State



### JANUARY 2020



BUS JOURNEY  
WITHIN CITY,  
PER DROP  
CONSTANT ROUTE

**N308.00**



BUS JOURNEY  
INTERCITY,  
STATE ROUTE,  
CHARGE PER PERSON

**N1390.00**



AIR FARE CHARGE  
FOR SPECIFIED  
ROUTES SINGLE  
JOURNEY

**N31700.00**



JOURNEY BY  
MOTORCYCLE  
(OKADA)  
PER DROP

**N140.00**



WATER TRANSPORT:  
WATER WAY  
PASSENGER  
TRANSPORTATION

**N970.00**

### DECEMBER 2019



BUS JOURNEY  
WITHIN CITY,  
PER DROP  
CONSTANT ROUTE

**N310.00**



BUS JOURNEY  
INTERCITY,  
STATE ROUTE,  
CHARGE PER PERSON

**N1380.00**



AIR FARE CHARGE  
FOR SPECIFIED  
ROUTES SINGLE  
JOURNEY

**N31700.00**



JOURNEY BY  
MOTORCYCLE  
(OKADA)  
PER DROP

**N139.00**



WATER TRANSPORT:  
WATER WAY  
PASSENGER  
TRANSPORTATION

**N950.00**

### YoY % & MoM %



BUS JOURNEY  
WITHIN CITY,  
PER DROP  
CONSTANT ROUTE

YoY % = 0.10  
MoM % = -0.65



BUS JOURNEY  
INTERCITY,  
STATE ROUTE,  
CHARGE PER PERSON

YoY % = 0.24  
MoM % = 0.72



AIR FARE CHARGE  
FOR SPECIFIED  
ROUTES SINGLE  
JOURNEY

YoY % = 1.93  
MoM % = 0.00



JOURNEY BY  
MOTORCYCLE  
(OKADA)  
PER DROP

YoY % = 13.19  
MoM % = 0.72



WATER TRANSPORT:  
WATER WAY  
PASSENGER  
TRANSPORTATION

YoY % = -1.59  
MoM % = 2.11

# TRANSPORT FARE WATCH - JANUARY 2020

## Average Transport Fare by Categories -Delta State



### JANUARY 2020



BUS JOURNEY  
WITHIN CITY,  
PER DROP  
CONSTANT ROUTE

**N165.00**



BUS JOURNEY  
INTERCITY,  
STATE ROUTE,  
CHARGE PER PERSON

**N1240.00**



AIR FARE CHARGE  
FOR SPECIFIED  
ROUTES SINGLE  
JOURNEY

**N32800.00**



JOURNEY BY  
MOTORCYCLE  
(OKADA)  
PER DROP

**N89.00**



WATER TRANSPORT:  
WATER WAY  
PASSENGER  
TRANSPORTATION

**N1890.00**

### DECEMBER 2019



BUS JOURNEY  
WITHIN CITY,  
PER DROP  
CONSTANT ROUTE

**N164.00**



BUS JOURNEY  
INTERCITY,  
STATE ROUTE,  
CHARGE PER PERSON

**N1237.00**



AIR FARE CHARGE  
FOR SPECIFIED  
ROUTES SINGLE  
JOURNEY

**N32750.00**



JOURNEY BY  
MOTORCYCLE  
(OKADA)  
PER DROP

**N86.00**



WATER TRANSPORT:  
WATER WAY  
PASSENGER  
TRANSPORTATION

**N1890.00**

### YoY % & MoM %



BUS JOURNEY  
WITHIN CITY,  
PER DROP  
CONSTANT ROUTE

**YoY % = 23.47**  
**MoM % = 0.61**



BUS JOURNEY  
INTERCITY,  
STATE ROUTE,  
CHARGE PER PERSON

**YoY % = -0.80**  
**MoM % = 0.24**



AIR FARE CHARGE  
FOR SPECIFIED  
ROUTES SINGLE  
JOURNEY

**YoY % = 1.86**  
**MoM % = 0.15**



JOURNEY BY  
MOTORCYCLE  
(OKADA)  
PER DROP

**YoY % = 18.67**  
**MoM % = 3.49**



WATER TRANSPORT:  
WATER WAY  
PASSENGER  
TRANSPORTATION

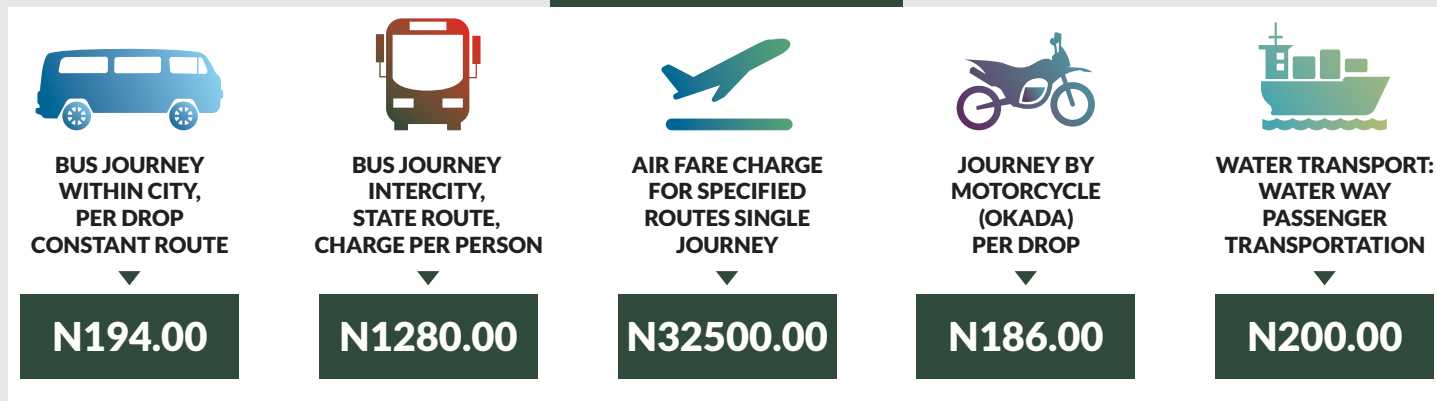
**YoY % = 32.96**  
**MoM % = 0.00**

# TRANSPORT FARE WATCH - JANUARY 2020


## Average Transport Fare by Categories -Ebonyi State



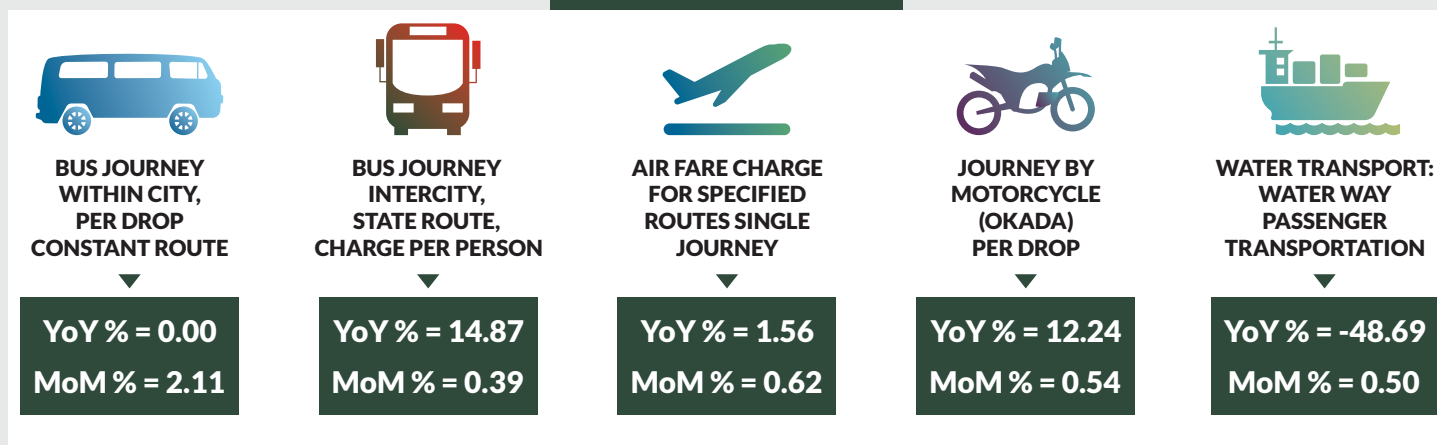
### JANUARY 2020



### DECEMBER 2019



### YoY % & MoM %

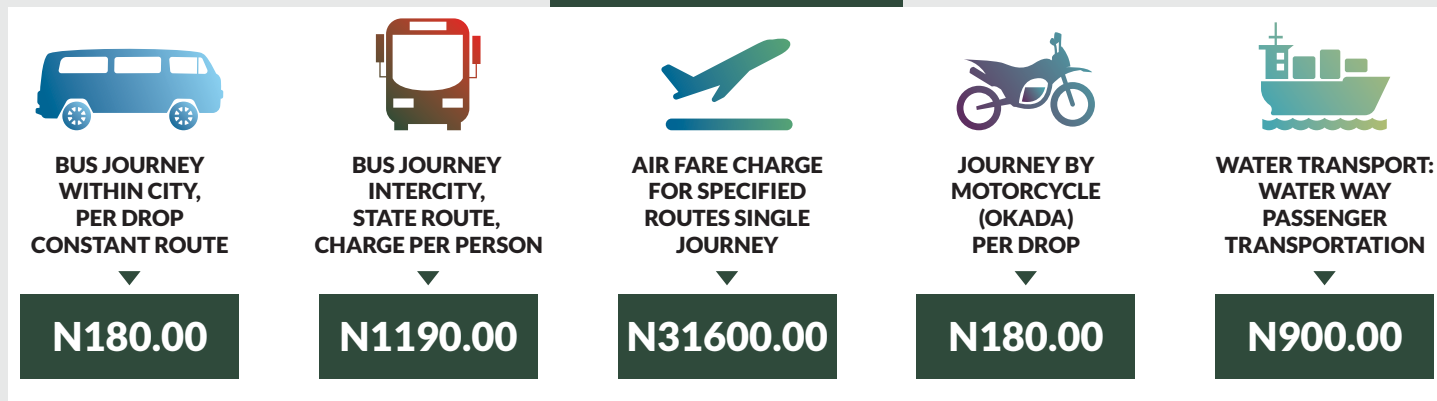


# TRANSPORT FARE WATCH - JANUARY 2020

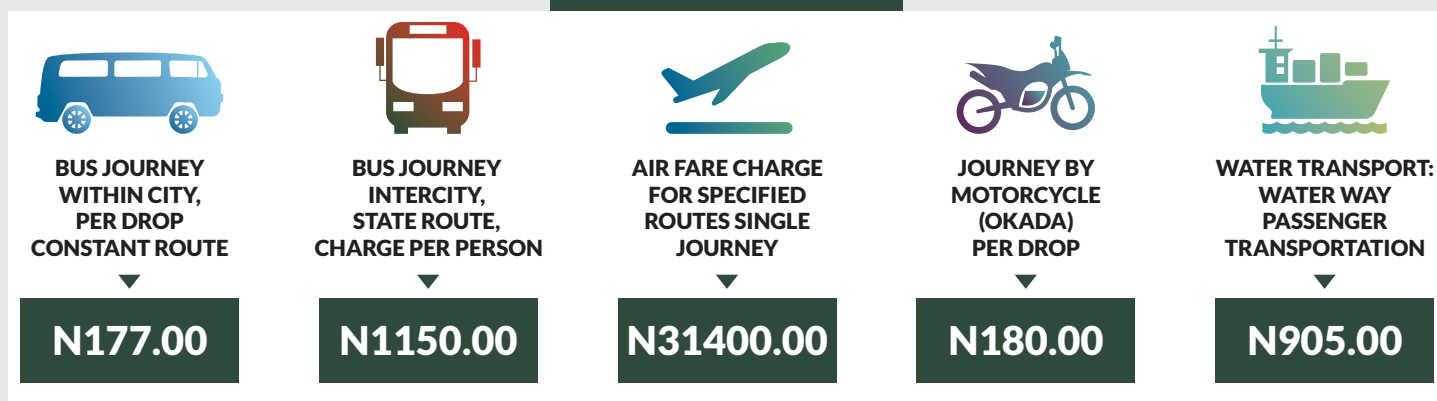
## Average Transport Fare by Categories -Edo State



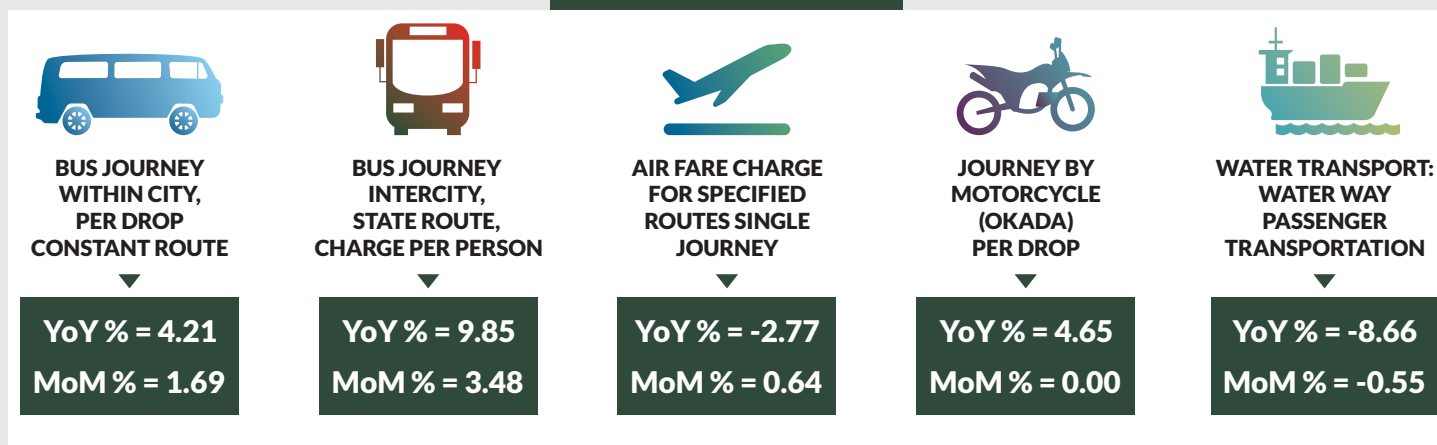
### JANUARY 2020



### DECEMBER 2019



### YoY % & MoM %



# TRANSPORT FARE WATCH - JANUARY 2020

## Average Transport Fare by Categories -Ekiti State



### JANUARY 2020



BUS JOURNEY  
WITHIN CITY,  
PER DROP  
CONSTANT ROUTE

**N240.00**



BUS JOURNEY  
INTERCITY,  
STATE ROUTE,  
CHARGE PER PERSON

**N2300.00**



AIR FARE CHARGE  
FOR SPECIFIED  
ROUTES SINGLE  
JOURNEY

**N28400.00**



JOURNEY BY  
MOTORCYCLE  
(OKADA)  
PER DROP

**N97.00**



WATER TRANSPORT:  
WATER WAY  
PASSENGER  
TRANSPORTATION

**N450.00**

### DECEMBER 2019



BUS JOURNEY  
WITHIN CITY,  
PER DROP  
CONSTANT ROUTE

**N220.00**



BUS JOURNEY  
INTERCITY,  
STATE ROUTE,  
CHARGE PER PERSON

**N2220.00**



AIR FARE CHARGE  
FOR SPECIFIED  
ROUTES SINGLE  
JOURNEY

**N28385.00**



JOURNEY BY  
MOTORCYCLE  
(OKADA)  
PER DROP

**N90.00**



WATER TRANSPORT:  
WATER WAY  
PASSENGER  
TRANSPORTATION

**N460.00**

### YoY % & MoM %



BUS JOURNEY  
WITHIN CITY,  
PER DROP  
CONSTANT ROUTE

**YoY % = 20.00**  
**MoM % = 9.09**



BUS JOURNEY  
INTERCITY,  
STATE ROUTE,  
CHARGE PER PERSON

**YoY % = 5.14**  
**MoM % = 3.60**



AIR FARE CHARGE  
FOR SPECIFIED  
ROUTES SINGLE  
JOURNEY

**YoY % = -4.70**  
**MoM % = 0.05**



JOURNEY BY  
MOTORCYCLE  
(OKADA)  
PER DROP

**YoY % = 12.79**  
**MoM % = 7.78**



WATER TRANSPORT:  
WATER WAY  
PASSENGER  
TRANSPORTATION

**YoY % = 4.16**  
**MoM % = -2.17**

# TRANSPORT FARE WATCH - JANUARY 2020

## Average Transport Fare by Categories -Enugu State



### JANUARY 2020



BUS JOURNEY  
WITHIN CITY,  
PER DROP  
CONSTANT ROUTE

**N170.00**



BUS JOURNEY  
INTERCITY,  
STATE ROUTE,  
CHARGE PER PERSON

**N967.00**



AIR FARE CHARGE  
FOR SPECIFIED  
ROUTES SINGLE  
JOURNEY

**N32700.00**



JOURNEY BY  
MOTORCYCLE  
(OKADA)  
PER DROP

**N162.00**



WATER TRANSPORT:  
WATER WAY  
PASSENGER  
TRANSPORTATION

**N600.00**

### DECEMBER 2019



BUS JOURNEY  
WITHIN CITY,  
PER DROP  
CONSTANT ROUTE

**N166.00**



BUS JOURNEY  
INTERCITY,  
STATE ROUTE,  
CHARGE PER PERSON

**N964.00**



AIR FARE CHARGE  
FOR SPECIFIED  
ROUTES SINGLE  
JOURNEY

**N32700.00**



JOURNEY BY  
MOTORCYCLE  
(OKADA)  
PER DROP

**N160.00**



WATER TRANSPORT:  
WATER WAY  
PASSENGER  
TRANSPORTATION

**N559.00**

### YoY % & MoM %



BUS JOURNEY  
WITHIN CITY,  
PER DROP  
CONSTANT ROUTE

**YoY % = 35.74**  
**MoM % = 2.41**



BUS JOURNEY  
INTERCITY,  
STATE ROUTE,  
CHARGE PER PERSON

**YoY % = -5.79**  
**MoM % = 0.31**



AIR FARE CHARGE  
FOR SPECIFIED  
ROUTES SINGLE  
JOURNEY

**YoY % = 2.19**  
**MoM % = 0.00**



JOURNEY BY  
MOTORCYCLE  
(OKADA)  
PER DROP

**YoY % = 3.72**  
**MoM % = 1.25**



WATER TRANSPORT:  
WATER WAY  
PASSENGER  
TRANSPORTATION

**YoY % = 19.69**  
**MoM % = 7.33**

# TRANSPORT FARE WATCH - JANUARY 2020

## Average Transport Fare by Categories -Gombe State



### JANUARY 2020



BUS JOURNEY  
WITHIN CITY,  
PER DROP  
CONSTANT ROUTE

**N160.00**



BUS JOURNEY  
INTERCITY,  
STATE ROUTE,  
CHARGE PER PERSON

**N1585.00**



AIR FARE CHARGE  
FOR SPECIFIED  
ROUTES SINGLE  
JOURNEY

**N26450.00**



JOURNEY BY  
MOTORCYCLE  
(OKADA)  
PER DROP

**N95.00**



WATER TRANSPORT:  
WATER WAY  
PASSENGER  
TRANSPORTATION

**N198.00**

### DECEMBER 2019



BUS JOURNEY  
WITHIN CITY,  
PER DROP  
CONSTANT ROUTE

**N158.00**



BUS JOURNEY  
INTERCITY,  
STATE ROUTE,  
CHARGE PER PERSON

**N1570.00**



AIR FARE CHARGE  
FOR SPECIFIED  
ROUTES SINGLE  
JOURNEY

**N26400.00**



JOURNEY BY  
MOTORCYCLE  
(OKADA)  
PER DROP

**N96.00**



WATER TRANSPORT:  
WATER WAY  
PASSENGER  
TRANSPORTATION

**N197.00**

### YoY % & MoM %



BUS JOURNEY  
WITHIN CITY,  
PER DROP  
CONSTANT ROUTE

**YoY % = 4.19**  
**MoM % = 1.27**



BUS JOURNEY  
INTERCITY,  
STATE ROUTE,  
CHARGE PER PERSON

**YoY % = 8.43**  
**MoM % = 0.96**



AIR FARE CHARGE  
FOR SPECIFIED  
ROUTES SINGLE  
JOURNEY

**YoY % = -3.84**  
**MoM % = 0.19**



JOURNEY BY  
MOTORCYCLE  
(OKADA)  
PER DROP

**YoY % = 49.17**  
**MoM % = -1.04**



WATER TRANSPORT:  
WATER WAY  
PASSENGER  
TRANSPORTATION

**YoY % = 9.82**  
**MoM % = 0.51**

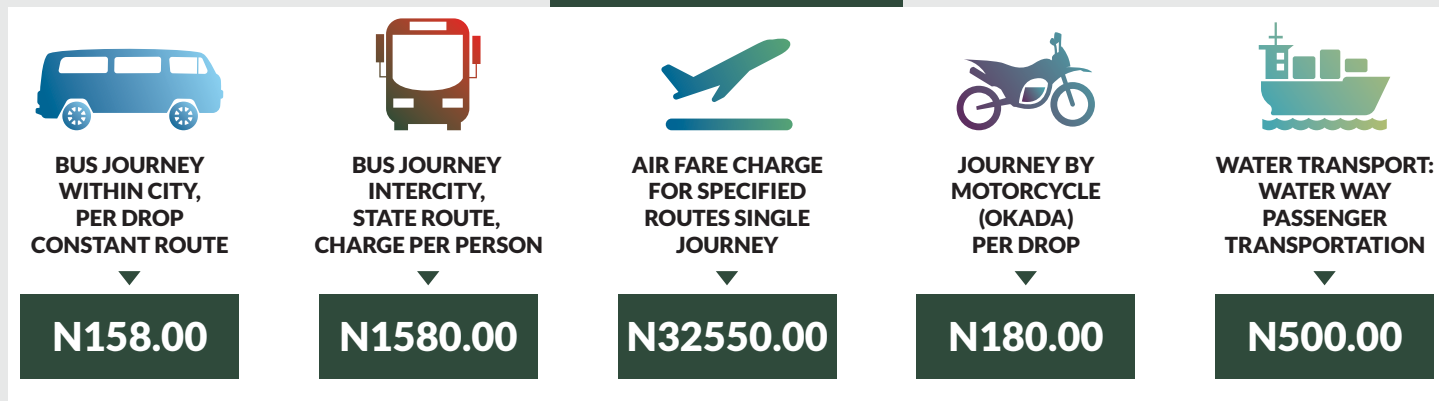


# TRANSPORT FARE WATCH - JANUARY 2020

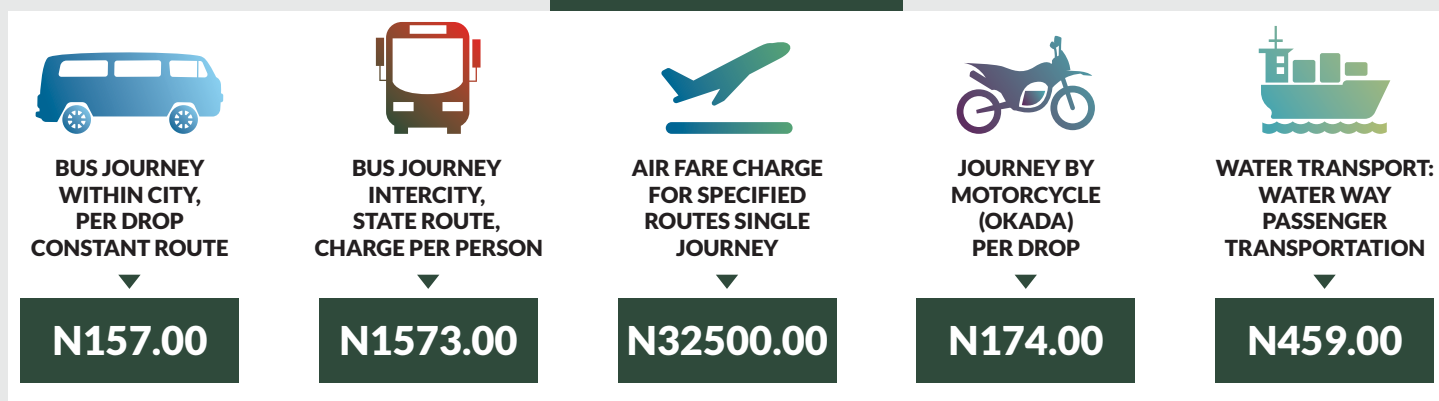
## Average Transport Fare by Categories -Imo State



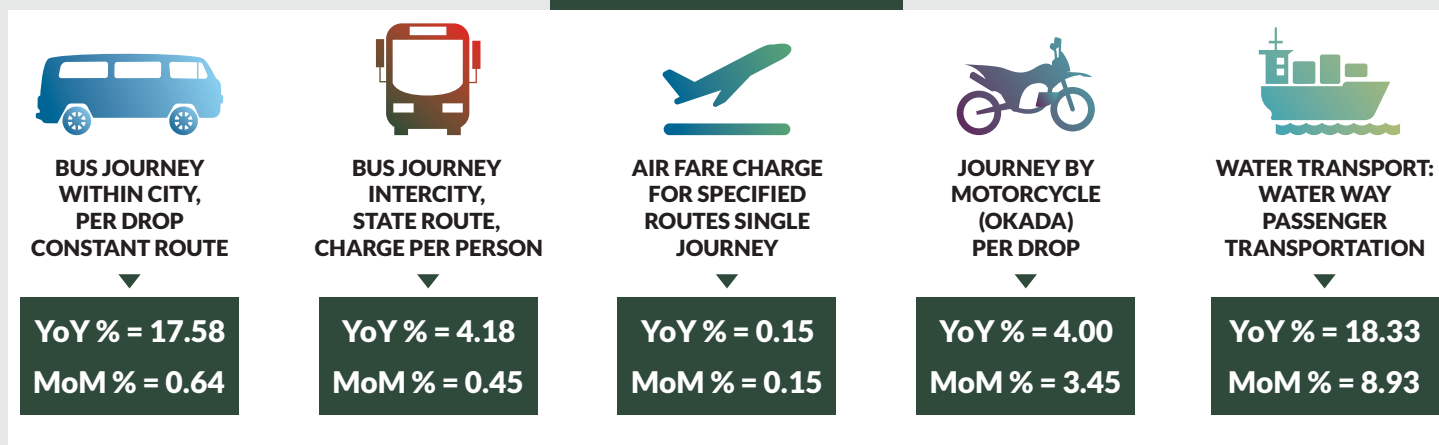
### JANUARY 2020



### DECEMBER 2019



### YoY % & MoM %



# TRANSPORT FARE WATCH - JANUARY 2020

## Average Transport Fare by Categories -Jigawa State



### JANUARY 2020



BUS JOURNEY  
WITHIN CITY,  
PER DROP  
CONSTANT ROUTE

**N160.00**



BUS JOURNEY  
INTERCITY,  
STATE ROUTE,  
CHARGE PER PERSON

**N1400.00**



AIR FARE CHARGE  
FOR SPECIFIED  
ROUTES SINGLE  
JOURNEY

**N35380.00**



JOURNEY BY  
MOTORCYCLE  
(OKADA)  
PER DROP

**N70.00**



WATER TRANSPORT:  
WATER WAY  
PASSENGER  
TRANSPORTATION

**N500.00**

### DECEMBER 2019



BUS JOURNEY  
WITHIN CITY,  
PER DROP  
CONSTANT ROUTE

**N160.00**



BUS JOURNEY  
INTERCITY,  
STATE ROUTE,  
CHARGE PER PERSON

**N1399.00**



AIR FARE CHARGE  
FOR SPECIFIED  
ROUTES SINGLE  
JOURNEY

**N35300.00**



JOURNEY BY  
MOTORCYCLE  
(OKADA)  
PER DROP

**N67.00**



WATER TRANSPORT:  
WATER WAY  
PASSENGER  
TRANSPORTATION

**N520.00**

### YoY % & MoM %



BUS JOURNEY  
WITHIN CITY,  
PER DROP  
CONSTANT ROUTE

**YoY % = 6.52**  
**MoM % = 0.00**



BUS JOURNEY  
INTERCITY,  
STATE ROUTE,  
CHARGE PER PERSON

**YoY % = 21.21**  
**MoM % = 0.07**



AIR FARE CHARGE  
FOR SPECIFIED  
ROUTES SINGLE  
JOURNEY

**YoY % = -5.65**  
**MoM % = 0.23**



JOURNEY BY  
MOTORCYCLE  
(OKADA)  
PER DROP

**YoY % = 14.65**  
**MoM % = 4.48**



WATER TRANSPORT:  
WATER WAY  
PASSENGER  
TRANSPORTATION

**YoY % = 0.89**  
**MoM % = -3.85**

# TRANSPORT FARE WATCH - JANUARY 2020

## Average Transport Fare by Categories -Kaduna State



### JANUARY 2020



BUS JOURNEY  
WITHIN CITY,  
PER DROP  
CONSTANT ROUTE

**N194.00**



BUS JOURNEY  
INTERCITY,  
STATE ROUTE,  
CHARGE PER PERSON

**N1370.00**



AIR FARE CHARGE  
FOR SPECIFIED  
ROUTES SINGLE  
JOURNEY

**N32500.00**



JOURNEY BY  
MOTORCYCLE  
(OKADA)  
PER DROP

**N94.00**



WATER TRANSPORT:  
WATER WAY  
PASSENGER  
TRANSPORTATION

**N300.00**

### DECEMBER 2019



BUS JOURNEY  
WITHIN CITY,  
PER DROP  
CONSTANT ROUTE

**N190.00**



BUS JOURNEY  
INTERCITY,  
STATE ROUTE,  
CHARGE PER PERSON

**N1368.00**



AIR FARE CHARGE  
FOR SPECIFIED  
ROUTES SINGLE  
JOURNEY

**N32490.00**



JOURNEY BY  
MOTORCYCLE  
(OKADA)  
PER DROP

**N95.00**



WATER TRANSPORT:  
WATER WAY  
PASSENGER  
TRANSPORTATION

**N320.00**

### YoY % & MoM %



BUS JOURNEY  
WITHIN CITY,  
PER DROP  
CONSTANT ROUTE

**YoY % = 48.85**  
**MoM % = 2.11**



BUS JOURNEY  
INTERCITY,  
STATE ROUTE,  
CHARGE PER PERSON

**YoY % = 0.80**  
**MoM % = 0.15**



AIR FARE CHARGE  
FOR SPECIFIED  
ROUTES SINGLE  
JOURNEY

**YoY % = 4.53**  
**MoM % = 0.03**



JOURNEY BY  
MOTORCYCLE  
(OKADA)  
PER DROP

**YoY % = 27.96**  
**MoM % = -1.05**



WATER TRANSPORT:  
WATER WAY  
PASSENGER  
TRANSPORTATION

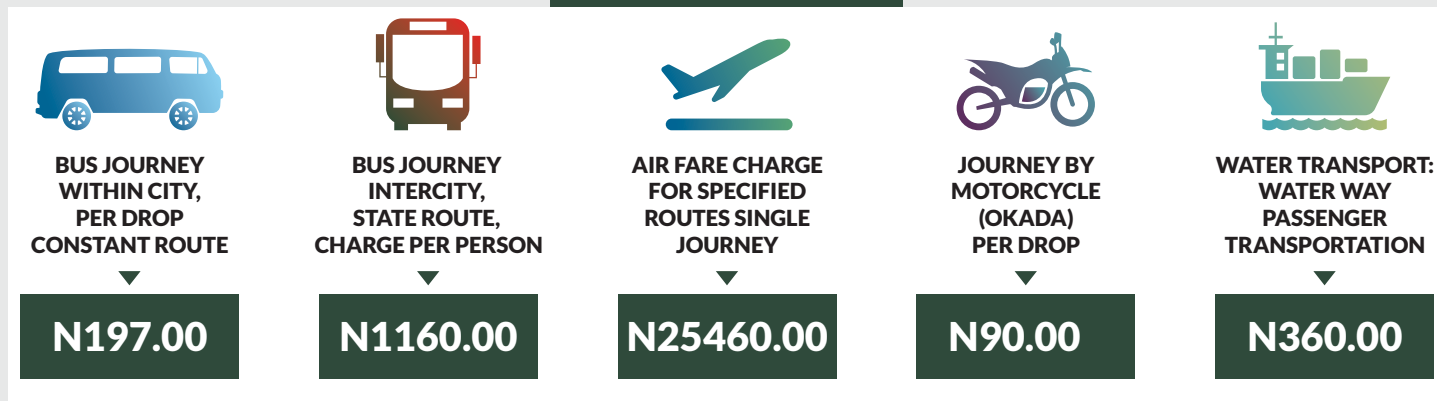
**YoY % = -0.01**  
**MoM % = -6.25**

# TRANSPORT FARE WATCH - JANUARY 2020

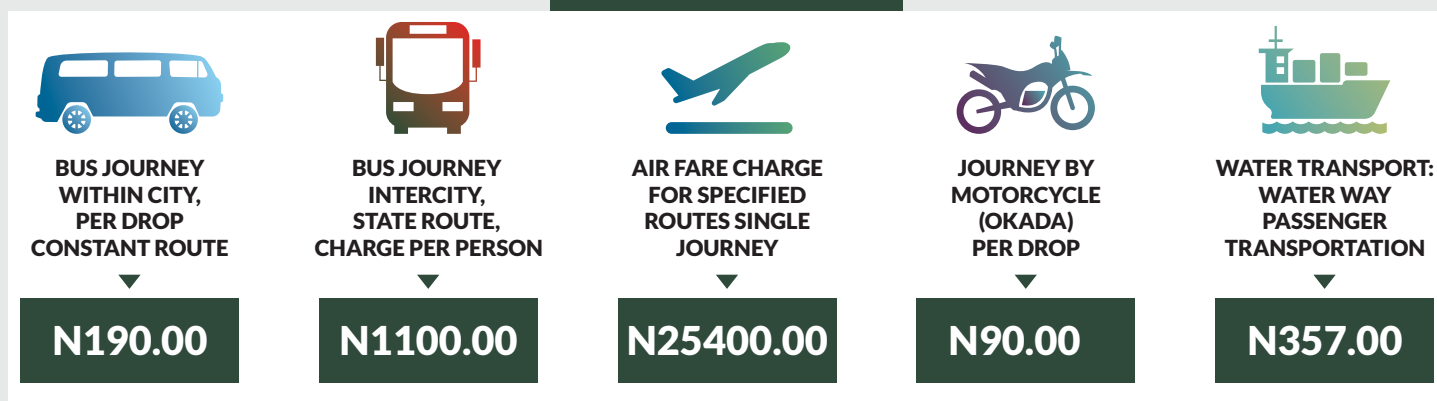
## Average Transport Fare by Categories -Kano State



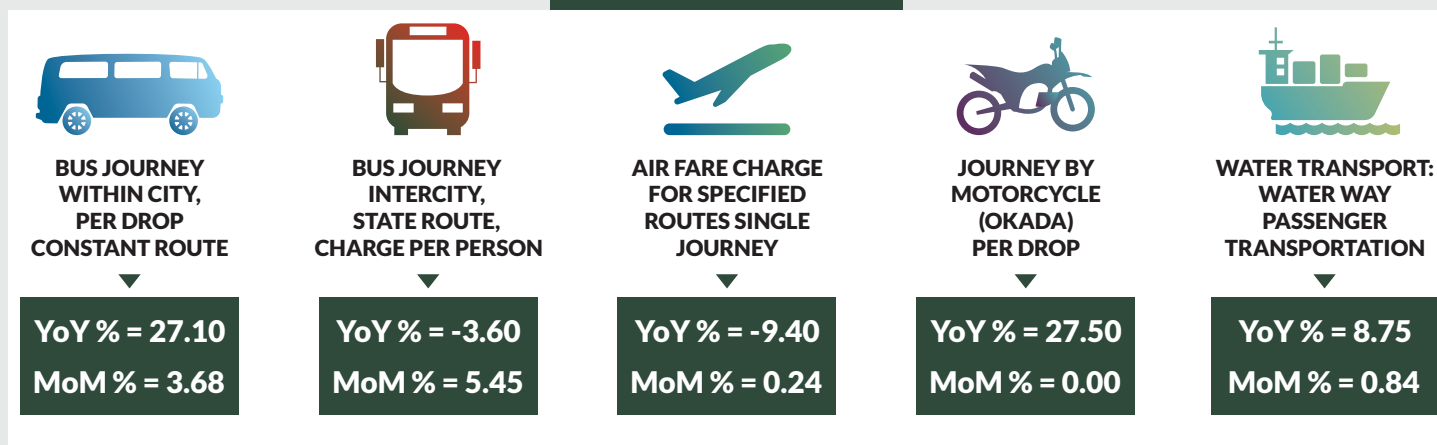
### JANUARY 2020



### DECEMBER 2019



### YoY % & MoM %



# TRANSPORT FARE WATCH - JANUARY 2020

## Average Transport Fare by Categories -Katsina State



### JANUARY 2020



BUS JOURNEY  
WITHIN CITY,  
PER DROP  
CONSTANT ROUTE

**N205.00**



BUS JOURNEY  
INTERCITY,  
STATE ROUTE,  
CHARGE PER PERSON

**N1830.00**



AIR FARE CHARGE  
FOR SPECIFIED  
ROUTES SINGLE  
JOURNEY

**N24660.00**



JOURNEY BY  
MOTORCYCLE  
(OKADA)  
PER DROP

**N69.00**



WATER TRANSPORT:  
WATER WAY  
PASSENGER  
TRANSPORTATION

**N430.00**

### DECEMBER 2019



BUS JOURNEY  
WITHIN CITY,  
PER DROP  
CONSTANT ROUTE

**N207.00**



BUS JOURNEY  
INTERCITY,  
STATE ROUTE,  
CHARGE PER PERSON

**N1800.00**



AIR FARE CHARGE  
FOR SPECIFIED  
ROUTES SINGLE  
JOURNEY

**N24600.00**



JOURNEY BY  
MOTORCYCLE  
(OKADA)  
PER DROP

**N68.00**



WATER TRANSPORT:  
WATER WAY  
PASSENGER  
TRANSPORTATION

**N426.00**

### YoY % & MoM %



BUS JOURNEY  
WITHIN CITY,  
PER DROP  
CONSTANT ROUTE

YoY % = 2.50  
MoM % = -0.97



BUS JOURNEY  
INTERCITY,  
STATE ROUTE,  
CHARGE PER PERSON

YoY % = 14.38  
MoM % = 1.67



AIR FARE CHARGE  
FOR SPECIFIED  
ROUTES SINGLE  
JOURNEY

YoY % = -1.36  
MoM % = 0.24



JOURNEY BY  
MOTORCYCLE  
(OKADA)  
PER DROP

YoY % = 6.15  
MoM % = 1.47



WATER TRANSPORT:  
WATER WAY  
PASSENGER  
TRANSPORTATION

YoY % = 7.17  
MoM % = 0.94

# TRANSPORT FARE WATCH - JANUARY 2020

## Average Transport Fare by Categories -Kebbi State



### JANUARY 2020



BUS JOURNEY  
WITHIN CITY,  
PER DROP  
CONSTANT ROUTE

**N260.00**



BUS JOURNEY  
INTERCITY,  
STATE ROUTE,  
CHARGE PER PERSON

**N1770.00**



AIR FARE CHARGE  
FOR SPECIFIED  
ROUTES SINGLE  
JOURNEY

**N32400.00**



JOURNEY BY  
MOTORCYCLE  
(OKADA)  
PER DROP

**N70.00**



WATER TRANSPORT:  
WATER WAY  
PASSENGER  
TRANSPORTATION

**N220.00**

### DECEMBER 2019



BUS JOURNEY  
WITHIN CITY,  
PER DROP  
CONSTANT ROUTE

**N263.00**



BUS JOURNEY  
INTERCITY,  
STATE ROUTE,  
CHARGE PER PERSON

**N1767.00**



AIR FARE CHARGE  
FOR SPECIFIED  
ROUTES SINGLE  
JOURNEY

**N32390.00**



JOURNEY BY  
MOTORCYCLE  
(OKADA)  
PER DROP

**N70.00**



WATER TRANSPORT:  
WATER WAY  
PASSENGER  
TRANSPORTATION

**N228.00**

### YoY % & MoM %



BUS JOURNEY  
WITHIN CITY,  
PER DROP  
CONSTANT ROUTE

**YoY % = 5.71**  
**MoM % = -1.14**



BUS JOURNEY  
INTERCITY,  
STATE ROUTE,  
CHARGE PER PERSON

**YoY % = 2.40**  
**MoM % = 0.17**



AIR FARE CHARGE  
FOR SPECIFIED  
ROUTES SINGLE  
JOURNEY

**YoY % = 6.93**  
**MoM % = 0.03**



JOURNEY BY  
MOTORCYCLE  
(OKADA)  
PER DROP

**YoY % = 26.98**  
**MoM % = 0.00**



WATER TRANSPORT:  
WATER WAY  
PASSENGER  
TRANSPORTATION

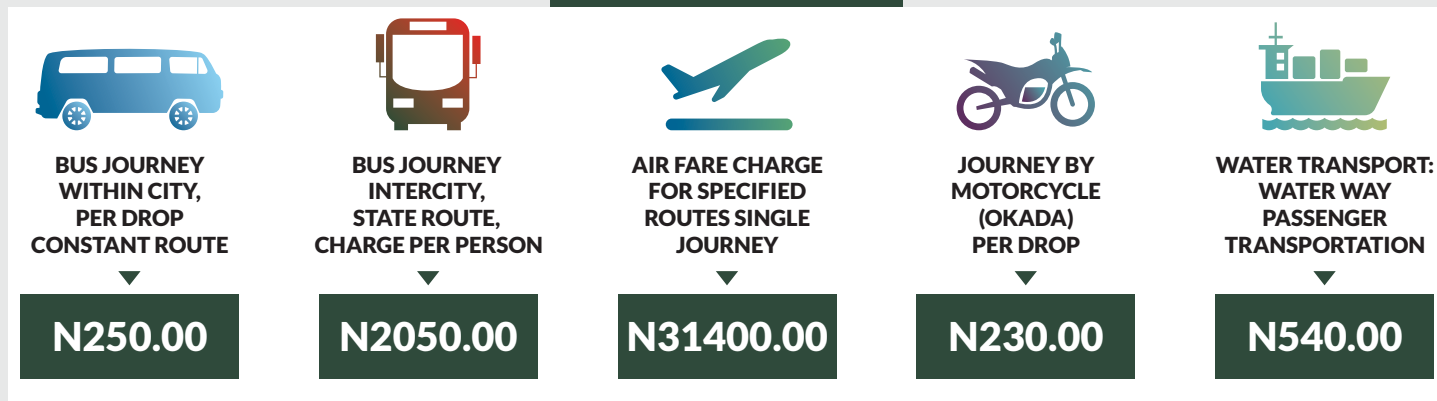
**YoY % = 8.71**  
**MoM % = -3.51**

# TRANSPORT FARE WATCH - JANUARY 2020

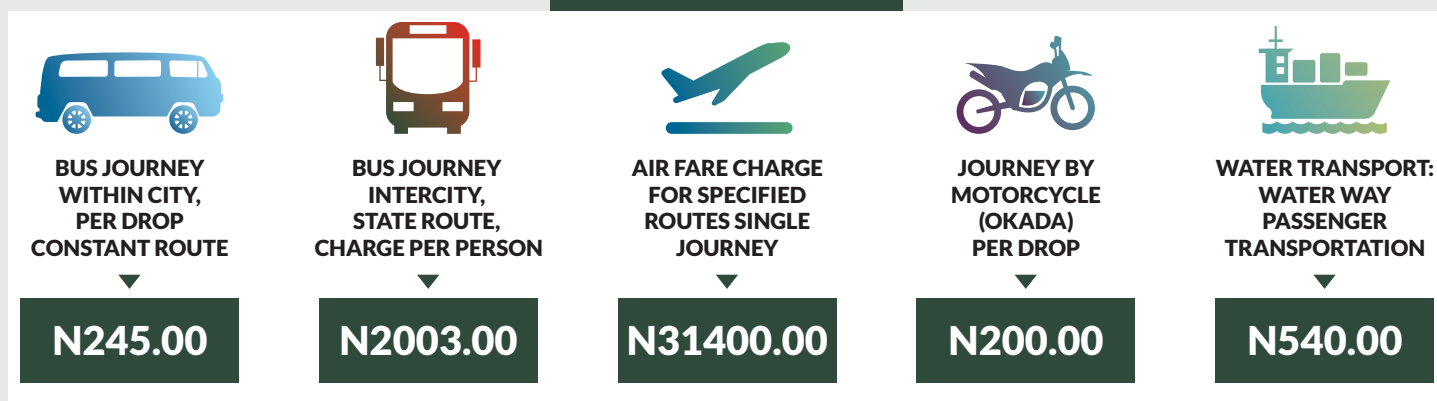
## Average Transport Fare by Categories -Kogi State



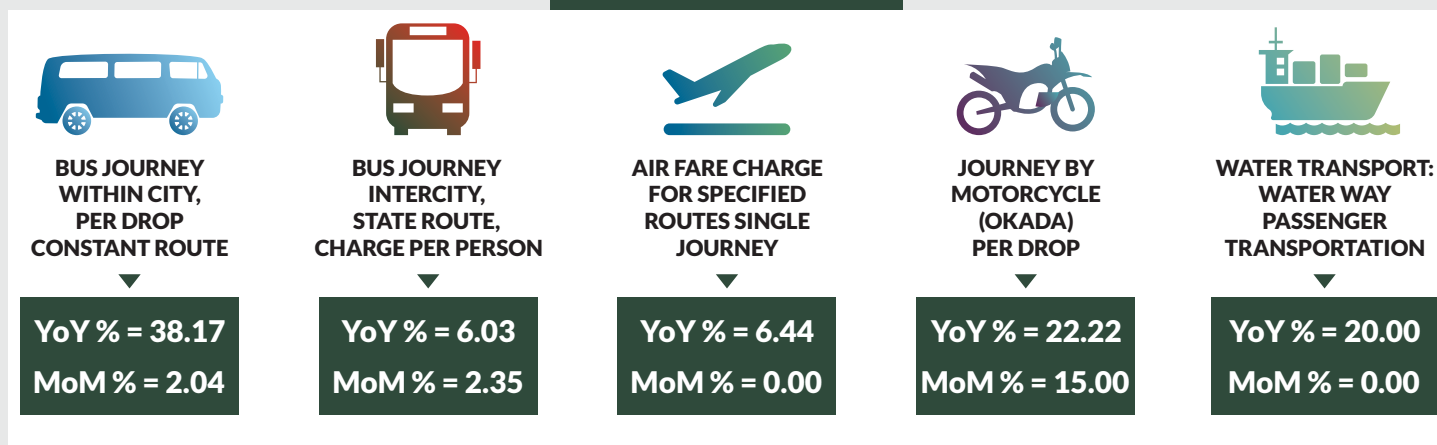
### JANUARY 2020



### DECEMBER 2019



### YoY % & MoM %

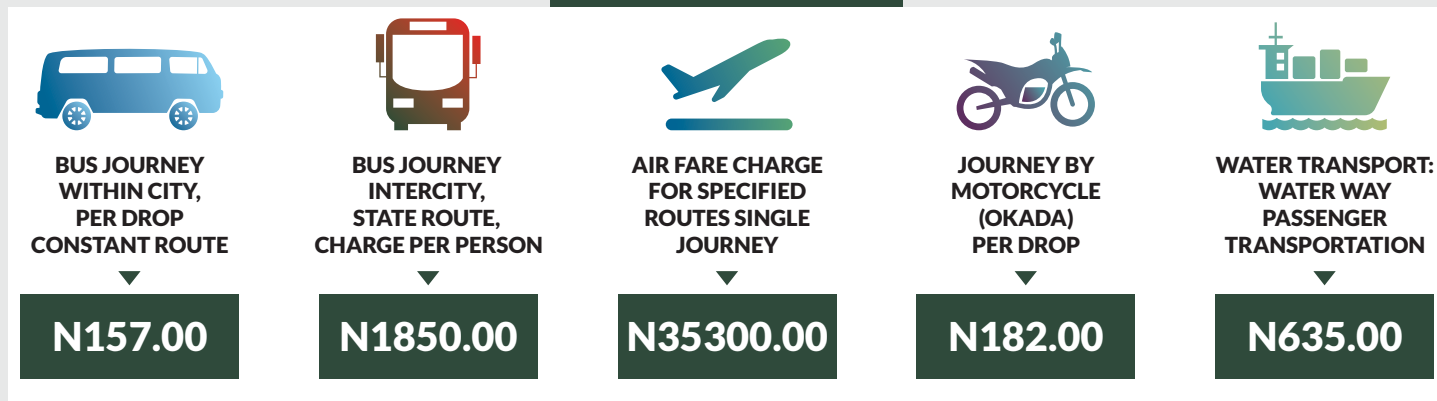


# TRANSPORT FARE WATCH - JANUARY 2020

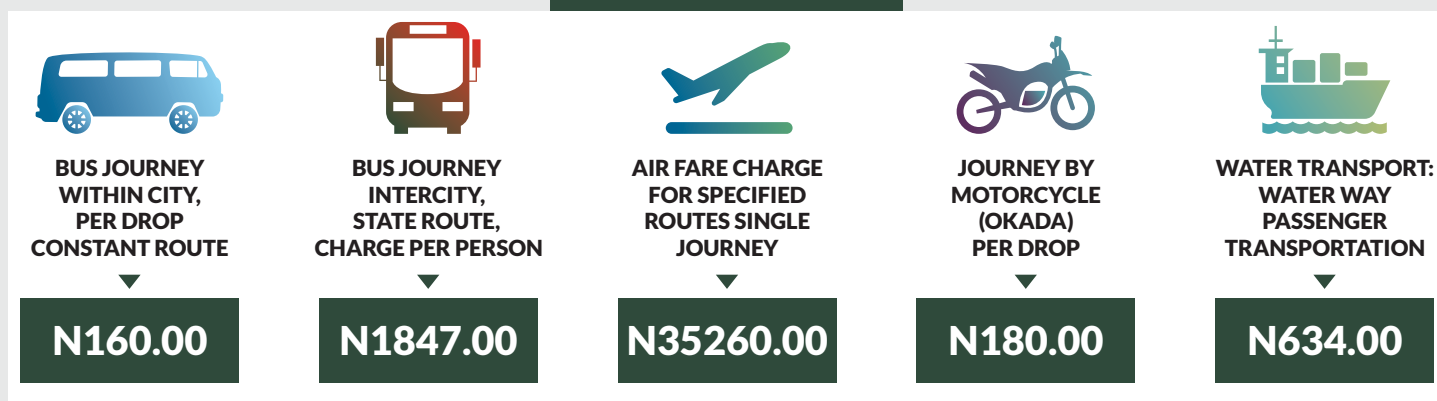
## Average Transport Fare by Categories -Kwara State



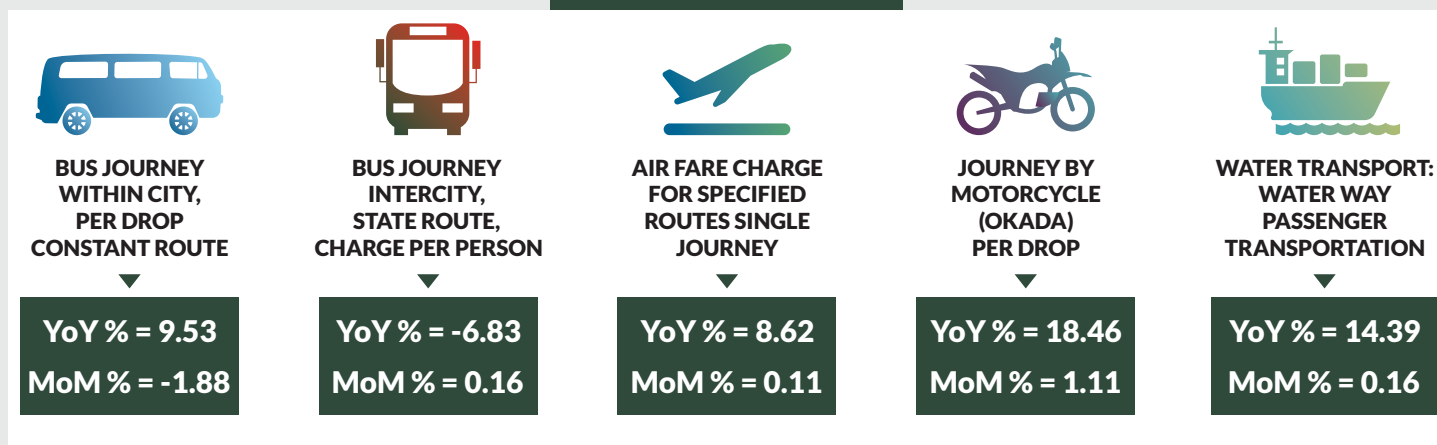
### JANUARY 2020



### DECEMBER 2019



### YoY % & MoM %





# TRANSPORT FARE WATCH - JANUARY 2020

## Average Transport Fare by Categories -Lagos State



### JANUARY 2020



BUS JOURNEY  
WITHIN CITY,  
PER DROP  
CONSTANT ROUTE

**N274.00**



BUS JOURNEY  
INTERCITY,  
STATE ROUTE,  
CHARGE PER PERSON

**N2300.00**



AIR FARE CHARGE  
FOR SPECIFIED  
ROUTES SINGLE  
JOURNEY

**N33500.00**



JOURNEY BY  
MOTORCYCLE  
(OKADA)  
PER DROP

**N200.00**



WATER TRANSPORT:  
WATER WAY  
PASSENGER  
TRANSPORTATION

**N450.00**

### DECEMBER 2019



BUS JOURNEY  
WITHIN CITY,  
PER DROP  
CONSTANT ROUTE

**N270.00**



BUS JOURNEY  
INTERCITY,  
STATE ROUTE,  
CHARGE PER PERSON

**N2298.00**



AIR FARE CHARGE  
FOR SPECIFIED  
ROUTES SINGLE  
JOURNEY

**N33487.00**



JOURNEY BY  
MOTORCYCLE  
(OKADA)  
PER DROP

**N200.00**



WATER TRANSPORT:  
WATER WAY  
PASSENGER  
TRANSPORTATION

**N500.00**

### YoY % & MoM %



BUS JOURNEY  
WITHIN CITY,  
PER DROP  
CONSTANT ROUTE

**YoY % = 16.21**  
**MoM % = 1.48**



BUS JOURNEY  
INTERCITY,  
STATE ROUTE,  
CHARGE PER PERSON

**YoY % = 9.23**  
**MoM % = 0.09**



AIR FARE CHARGE  
FOR SPECIFIED  
ROUTES SINGLE  
JOURNEY

**YoY % = 0.00**  
**MoM % = 0.04**



JOURNEY BY  
MOTORCYCLE  
(OKADA)  
PER DROP

**YoY % = 14.86**  
**MoM % = 0.00**



WATER TRANSPORT:  
WATER WAY  
PASSENGER  
TRANSPORTATION

**YoY % = 3.85**  
**MoM % = -10.00**

# TRANSPORT FARE WATCH - JANUARY 2020

## Average Transport Fare by Categories -Nassarawa State



### JANUARY 2020



BUS JOURNEY  
WITHIN CITY,  
PER DROP  
CONSTANT ROUTE

**N258.00**



BUS JOURNEY  
INTERCITY,  
STATE ROUTE,  
CHARGE PER PERSON

**N1599.00**



AIR FARE CHARGE  
FOR SPECIFIED  
ROUTES SINGLE  
JOURNEY

**N25660.00**



JOURNEY BY  
MOTORCYCLE  
(OKADA)  
PER DROP

**N140.00**



WATER TRANSPORT:  
WATER WAY  
PASSENGER  
TRANSPORTATION

**N400.00**

### DECEMBER 2019



BUS JOURNEY  
WITHIN CITY,  
PER DROP  
CONSTANT ROUTE

**N260.00**



BUS JOURNEY  
INTERCITY,  
STATE ROUTE,  
CHARGE PER PERSON

**N1597.00**



AIR FARE CHARGE  
FOR SPECIFIED  
ROUTES SINGLE  
JOURNEY

**N25600.00**



JOURNEY BY  
MOTORCYCLE  
(OKADA)  
PER DROP

**N138.00**



WATER TRANSPORT:  
WATER WAY  
PASSENGER  
TRANSPORTATION

**N400.00**

### YoY % & MoM %



BUS JOURNEY  
WITHIN CITY,  
PER DROP  
CONSTANT ROUTE

YoY % = 10.57  
MoM % = -0.77



BUS JOURNEY  
INTERCITY,  
STATE ROUTE,  
CHARGE PER PERSON

YoY % = 3.38  
MoM % = 0.13



AIR FARE CHARGE  
FOR SPECIFIED  
ROUTES SINGLE  
JOURNEY

YoY % = 2.64  
MoM % = 0.23



JOURNEY BY  
MOTORCYCLE  
(OKADA)  
PER DROP

YoY % = 14.29  
MoM % = 1.45



WATER TRANSPORT:  
WATER WAY  
PASSENGER  
TRANSPORTATION

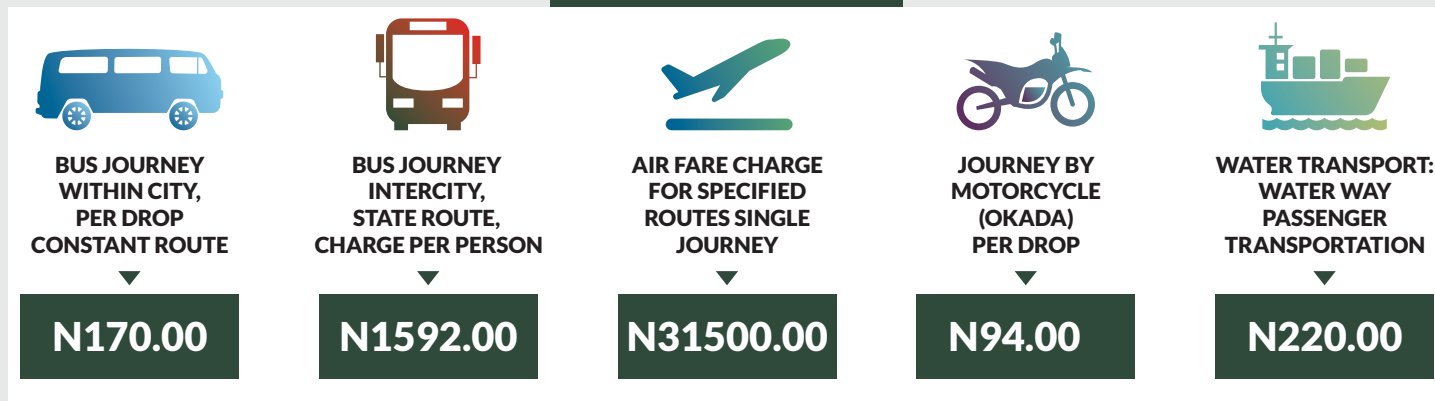
YoY % = 2.76  
MoM % = 0.00

# TRANSPORT FARE WATCH - JANUARY 2020

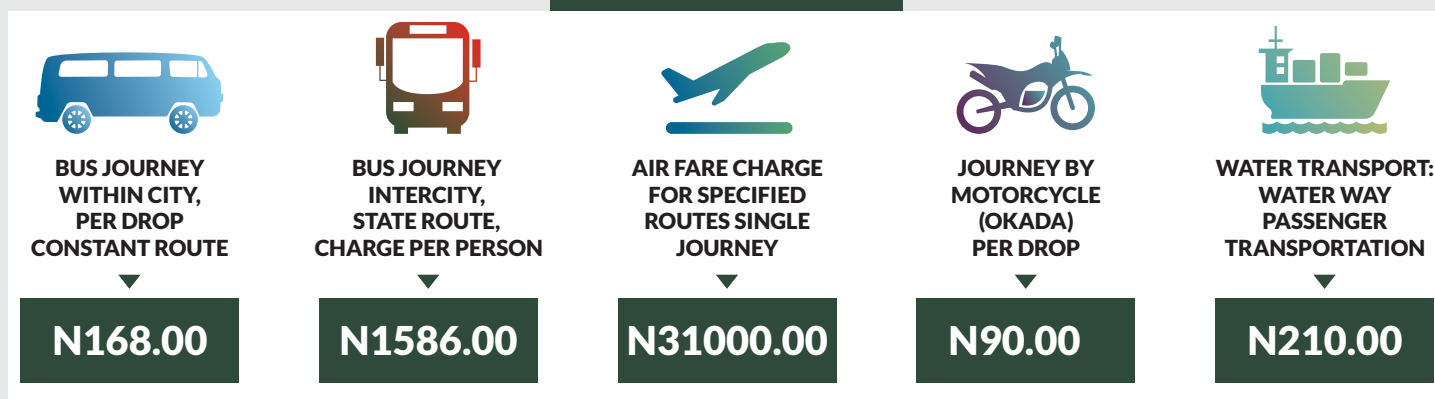
## Average Transport Fare by Categories -Niger State



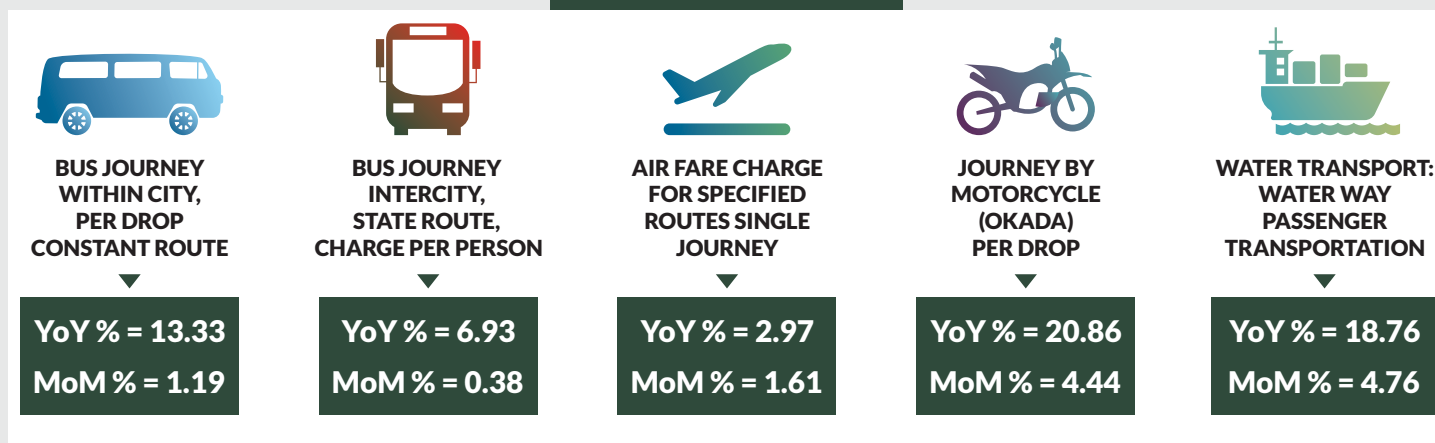
### JANUARY 2020



### DECEMBER 2019



### YoY % & MoM %



# TRANSPORT FARE WATCH - JANUARY 2020

## Average Transport Fare by Categories -Ogun State



### JANUARY 2020



BUS JOURNEY  
WITHIN CITY,  
PER DROP  
CONSTANT ROUTE

**N170.00**



BUS JOURNEY  
INTERCITY,  
STATE ROUTE,  
CHARGE PER PERSON

**N1230.00**



AIR FARE CHARGE  
FOR SPECIFIED  
ROUTES SINGLE  
JOURNEY

**N31000.00**



JOURNEY BY  
MOTORCYCLE  
(OKADA)  
PER DROP

**N200.00**



WATER TRANSPORT:  
WATER WAY  
PASSENGER  
TRANSPORTATION

**N800.00**

### DECEMBER 2019



BUS JOURNEY  
WITHIN CITY,  
PER DROP  
CONSTANT ROUTE

**N168.00**



BUS JOURNEY  
INTERCITY,  
STATE ROUTE,  
CHARGE PER PERSON

**N1200.00**



AIR FARE CHARGE  
FOR SPECIFIED  
ROUTES SINGLE  
JOURNEY

**N30900.00**



JOURNEY BY  
MOTORCYCLE  
(OKADA)  
PER DROP

**N198.00**



WATER TRANSPORT:  
WATER WAY  
PASSENGER  
TRANSPORTATION

**N820.00**

### YoY % & MoM %



BUS JOURNEY  
WITHIN CITY,  
PER DROP  
CONSTANT ROUTE

**YoY % = 9.54**  
**MoM % = 1.19**



BUS JOURNEY  
INTERCITY,  
STATE ROUTE,  
CHARGE PER PERSON

**YoY % = 23.83**  
**MoM % = 2.50**



AIR FARE CHARGE  
FOR SPECIFIED  
ROUTES SINGLE  
JOURNEY

**YoY % = 3.85**  
**MoM % = 0.32**



JOURNEY BY  
MOTORCYCLE  
(OKADA)  
PER DROP

**YoY % = 23.21**  
**MoM % = 1.01**



WATER TRANSPORT:  
WATER WAY  
PASSENGER  
TRANSPORTATION

**YoY % = -0.11**  
**MoM % = -2.44**

# TRANSPORT FARE WATCH - JANUARY 2020

## Average Transport Fare by Categories -Ondo State



### JANUARY 2020



BUS JOURNEY  
WITHIN CITY,  
PER DROP  
CONSTANT ROUTE

**N182.00**



BUS JOURNEY  
INTERCITY,  
STATE ROUTE,  
CHARGE PER PERSON

**N1900.00**



AIR FARE CHARGE  
FOR SPECIFIED  
ROUTES SINGLE  
JOURNEY

**N32650.00**



JOURNEY BY  
MOTORCYCLE  
(OKADA)  
PER DROP

**N190.00**



WATER TRANSPORT:  
WATER WAY  
PASSENGER  
TRANSPORTATION

**N700.00**

### DECEMBER 2019



BUS JOURNEY  
WITHIN CITY,  
PER DROP  
CONSTANT ROUTE

**N178.00**



BUS JOURNEY  
INTERCITY,  
STATE ROUTE,  
CHARGE PER PERSON

**N1900.00**



AIR FARE CHARGE  
FOR SPECIFIED  
ROUTES SINGLE  
JOURNEY

**N32550.00**



JOURNEY BY  
MOTORCYCLE  
(OKADA)  
PER DROP

**N189.00**



WATER TRANSPORT:  
WATER WAY  
PASSENGER  
TRANSPORTATION

**N700.00**

### YoY % & MoM %



BUS JOURNEY  
WITHIN CITY,  
PER DROP  
CONSTANT ROUTE

**YoY % = 15.06**  
**MoM % = 2.25**



BUS JOURNEY  
INTERCITY,  
STATE ROUTE,  
CHARGE PER PERSON

**YoY % = 4.31**  
**MoM % = 0.00**



AIR FARE CHARGE  
FOR SPECIFIED  
ROUTES SINGLE  
JOURNEY

**YoY % = 2.01**  
**MoM % = 0.31**



JOURNEY BY  
MOTORCYCLE  
(OKADA)  
PER DROP

**YoY % = 2.96**  
**MoM % = 0.53**



WATER TRANSPORT:  
WATER WAY  
PASSENGER  
TRANSPORTATION

**YoY % = 35.87**  
**MoM % = 0.00**

# TRANSPORT FARE WATCH - JANUARY 2020

## Average Transport Fare by Categories -Osun State



### JANUARY 2020



BUS JOURNEY  
WITHIN CITY,  
PER DROP  
CONSTANT ROUTE

**N178.00**



BUS JOURNEY  
INTERCITY,  
STATE ROUTE,  
CHARGE PER PERSON

**N1200.00**



AIR FARE CHARGE  
FOR SPECIFIED  
ROUTES SINGLE  
JOURNEY

**N25690.00**



JOURNEY BY  
MOTORCYCLE  
(OKADA)  
PER DROP

**N170.00**



WATER TRANSPORT:  
WATER WAY  
PASSENGER  
TRANSPORTATION

**N482.00**

### DECEMBER 2019



BUS JOURNEY  
WITHIN CITY,  
PER DROP  
CONSTANT ROUTE

**N174.00**



BUS JOURNEY  
INTERCITY,  
STATE ROUTE,  
CHARGE PER PERSON

**N1197.00**



AIR FARE CHARGE  
FOR SPECIFIED  
ROUTES SINGLE  
JOURNEY

**N25600.00**



JOURNEY BY  
MOTORCYCLE  
(OKADA)  
PER DROP

**N168.00**



WATER TRANSPORT:  
WATER WAY  
PASSENGER  
TRANSPORTATION

**N486.00**

### YoY % & MoM %



BUS JOURNEY  
WITHIN CITY,  
PER DROP  
CONSTANT ROUTE

**YoY % = 24.71**  
**MoM % = 2.30**



BUS JOURNEY  
INTERCITY,  
STATE ROUTE,  
CHARGE PER PERSON

**YoY % = 8.54**  
**MoM % = 0.25**



AIR FARE CHARGE  
FOR SPECIFIED  
ROUTES SINGLE  
JOURNEY

**YoY % = 1.50**  
**MoM % = 0.35**



JOURNEY BY  
MOTORCYCLE  
(OKADA)  
PER DROP

**YoY % = 4.93**  
**MoM % = 1.19**



WATER TRANSPORT:  
WATER WAY  
PASSENGER  
TRANSPORTATION

**YoY % = 5.15**  
**MoM % = -0.82**

# TRANSPORT FARE WATCH - JANUARY 2020

## Average Transport Fare by Categories -Oyo State



### JANUARY 2020



BUS JOURNEY  
WITHIN CITY,  
PER DROP  
CONSTANT ROUTE

**N205.00**



BUS JOURNEY  
INTERCITY,  
STATE ROUTE,  
CHARGE PER PERSON

**N1600.00**



AIR FARE CHARGE  
FOR SPECIFIED  
ROUTES SINGLE  
JOURNEY

**N25700.00**



JOURNEY BY  
MOTORCYCLE  
(OKADA)  
PER DROP

**N82.00**



WATER TRANSPORT:  
WATER WAY  
PASSENGER  
TRANSPORTATION

**N476.00**

### DECEMBER 2019



BUS JOURNEY  
WITHIN CITY,  
PER DROP  
CONSTANT ROUTE

**N200.00**



BUS JOURNEY  
INTERCITY,  
STATE ROUTE,  
CHARGE PER PERSON

**N1588.00**



AIR FARE CHARGE  
FOR SPECIFIED  
ROUTES SINGLE  
JOURNEY

**N25700.00**



JOURNEY BY  
MOTORCYCLE  
(OKADA)  
PER DROP

**N80.00**



WATER TRANSPORT:  
WATER WAY  
PASSENGER  
TRANSPORTATION

**N473.00**

### YoY % & MoM %



BUS JOURNEY  
WITHIN CITY,  
PER DROP  
CONSTANT ROUTE

YoY % = 22.39  
MoM % = 2.50



BUS JOURNEY  
INTERCITY,  
STATE ROUTE,  
CHARGE PER PERSON

YoY % = 1.59  
MoM % = 0.76



AIR FARE CHARGE  
FOR SPECIFIED  
ROUTES SINGLE  
JOURNEY

YoY % = 7.08  
MoM % = 0.00



JOURNEY BY  
MOTORCYCLE  
(OKADA)  
PER DROP

YoY % = 29.07  
MoM % = 2.50



WATER TRANSPORT:  
WATER WAY  
PASSENGER  
TRANSPORTATION

YoY % = 10.63  
MoM % = 0.63

# TRANSPORT FARE WATCH - JANUARY 2020

## Average Transport Fare by Categories -Plateau State



### JANUARY 2020



BUS JOURNEY  
WITHIN CITY,  
PER DROP  
CONSTANT ROUTE

**N230.00**



BUS JOURNEY  
INTERCITY,  
STATE ROUTE,  
CHARGE PER PERSON

**N2300.00**



AIR FARE CHARGE  
FOR SPECIFIED  
ROUTES SINGLE  
JOURNEY

**N27870.00**



JOURNEY BY  
MOTORCYCLE  
(OKADA)  
PER DROP

**N95.00**



WATER TRANSPORT:  
WATER WAY  
PASSENGER  
TRANSPORTATION

**N370.00**

### DECEMBER 2019



BUS JOURNEY  
WITHIN CITY,  
PER DROP  
CONSTANT ROUTE

**N220.00**



BUS JOURNEY  
INTERCITY,  
STATE ROUTE,  
CHARGE PER PERSON

**N2298.00**



AIR FARE CHARGE  
FOR SPECIFIED  
ROUTES SINGLE  
JOURNEY

**N27850.00**



JOURNEY BY  
MOTORCYCLE  
(OKADA)  
PER DROP

**N94.00**



WATER TRANSPORT:  
WATER WAY  
PASSENGER  
TRANSPORTATION

**N369.00**

### YoY % & MoM %



BUS JOURNEY  
WITHIN CITY,  
PER DROP  
CONSTANT ROUTE

**YoY % = 34.24**  
**MoM % = 4.55**



BUS JOURNEY  
INTERCITY,  
STATE ROUTE,  
CHARGE PER PERSON

**YoY % = 7.48**  
**MoM % = 0.09**



AIR FARE CHARGE  
FOR SPECIFIED  
ROUTES SINGLE  
JOURNEY

**YoY % = -0.46**  
**MoM % = 0.07**



JOURNEY BY  
MOTORCYCLE  
(OKADA)  
PER DROP

**YoY % = 10.62**  
**MoM % = 1.06**



WATER TRANSPORT:  
WATER WAY  
PASSENGER  
TRANSPORTATION

**YoY % = 19.69**  
**MoM % = 0.27**



# TRANSPORT FARE WATCH - JANUARY 2020

## Average Transport Fare by Categories -Rivers State



### JANUARY 2020



BUS JOURNEY  
WITHIN CITY,  
PER DROP  
CONSTANT ROUTE

**N155.00**



BUS JOURNEY  
INTERCITY,  
STATE ROUTE,  
CHARGE PER PERSON

**N1635.00**



AIR FARE CHARGE  
FOR SPECIFIED  
ROUTES SINGLE  
JOURNEY

**N35500.00**



JOURNEY BY  
MOTORCYCLE  
(OKADA)  
PER DROP

**N260.00**



WATER TRANSPORT:  
WATER WAY  
PASSENGER  
TRANSPORTATION

**N1800.00**

### DECEMBER 2019



BUS JOURNEY  
WITHIN CITY,  
PER DROP  
CONSTANT ROUTE

**N157.00**



BUS JOURNEY  
INTERCITY,  
STATE ROUTE,  
CHARGE PER PERSON

**N1600.00**



AIR FARE CHARGE  
FOR SPECIFIED  
ROUTES SINGLE  
JOURNEY

**N35450.00**



JOURNEY BY  
MOTORCYCLE  
(OKADA)  
PER DROP

**N260.00**



WATER TRANSPORT:  
WATER WAY  
PASSENGER  
TRANSPORTATION

**N1799.00**

### YoY % & MoM %



BUS JOURNEY  
WITHIN CITY,  
PER DROP  
CONSTANT ROUTE

**YoY % = 21.57**  
**MoM % = -1.27**



BUS JOURNEY  
INTERCITY,  
STATE ROUTE,  
CHARGE PER PERSON

**YoY % = 6.34**  
**MoM % = 2.19**



AIR FARE CHARGE  
FOR SPECIFIED  
ROUTES SINGLE  
JOURNEY

**YoY % = 10.92**  
**MoM % = 0.14**



JOURNEY BY  
MOTORCYCLE  
(OKADA)  
PER DROP

**YoY % = 46.18**  
**MoM % = 0.00**



WATER TRANSPORT:  
WATER WAY  
PASSENGER  
TRANSPORTATION

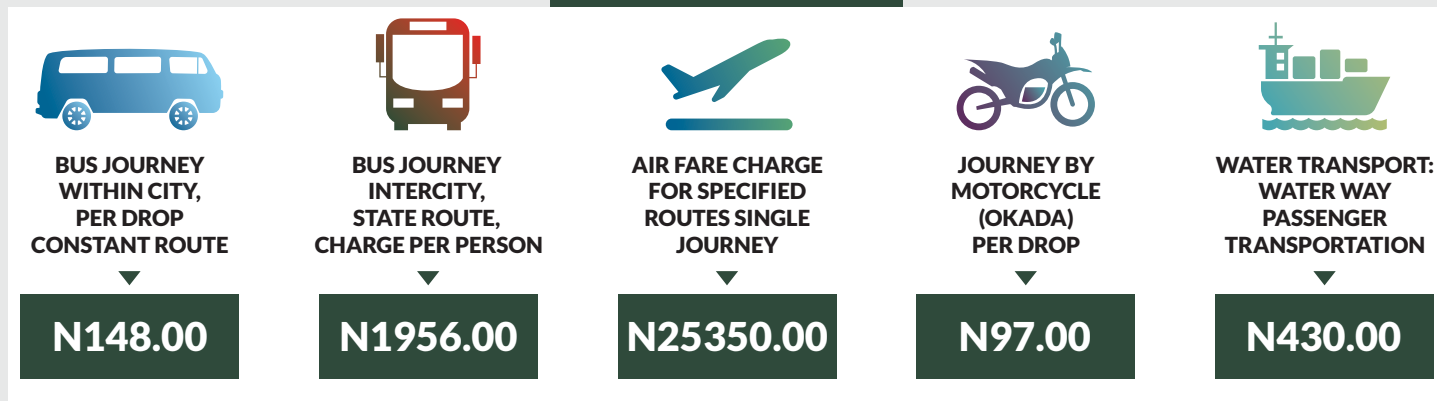
**YoY % = 3.85**  
**MoM % = 0.06**

# TRANSPORT FARE WATCH - JANUARY 2020

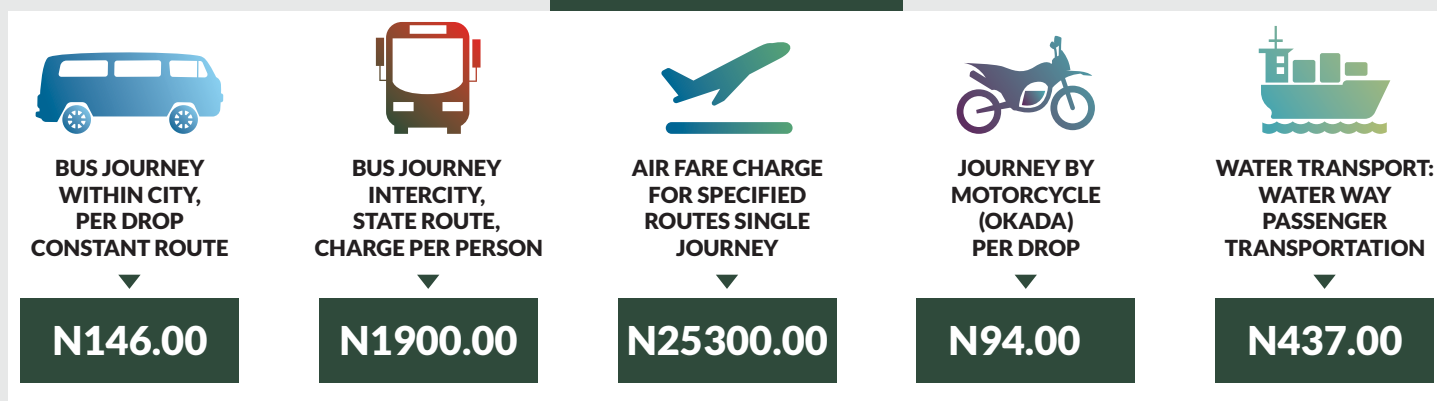
## Average Transport Fare by Categories -Sokoto State



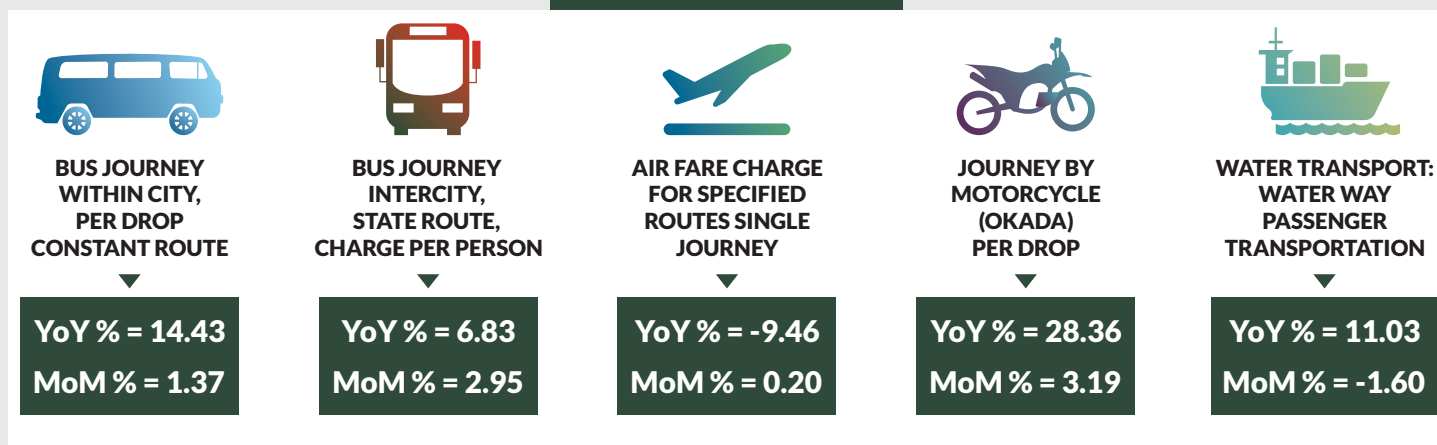
### JANUARY 2020



### DECEMBER 2019



### YoY % & MoM %



# TRANSPORT FARE WATCH - JANUARY 2020

## Average Transport Fare by Categories -Taraba State



### JANUARY 2020



BUS JOURNEY  
WITHIN CITY,  
PER DROP  
CONSTANT ROUTE

**N245.00**



BUS JOURNEY  
INTERCITY,  
STATE ROUTE,  
CHARGE PER PERSON

**N1800.00**



AIR FARE CHARGE  
FOR SPECIFIED  
ROUTES SINGLE  
JOURNEY

**N26450.00**



JOURNEY BY  
MOTORCYCLE  
(OKADA)  
PER DROP

**N190.00**



WATER TRANSPORT:  
WATER WAY  
PASSENGER  
TRANSPORTATION

**N345.00**

### DECEMBER 2019



BUS JOURNEY  
WITHIN CITY,  
PER DROP  
CONSTANT ROUTE

**N243.00**



BUS JOURNEY  
INTERCITY,  
STATE ROUTE,  
CHARGE PER PERSON

**N1795.00**



AIR FARE CHARGE  
FOR SPECIFIED  
ROUTES SINGLE  
JOURNEY

**N26420.00**



JOURNEY BY  
MOTORCYCLE  
(OKADA)  
PER DROP

**N190.00**



WATER TRANSPORT:  
WATER WAY  
PASSENGER  
TRANSPORTATION

**N346.00**

### YoY % & MoM %



BUS JOURNEY  
WITHIN CITY,  
PER DROP  
CONSTANT ROUTE

**YoY % = 68.97**  
**MoM % = 0.82**



BUS JOURNEY  
INTERCITY,  
STATE ROUTE,  
CHARGE PER PERSON

**YoY % = -4.64**  
**MoM % = 0.28**



AIR FARE CHARGE  
FOR SPECIFIED  
ROUTES SINGLE  
JOURNEY

**YoY % = 1.73**  
**MoM % = 0.11**



JOURNEY BY  
MOTORCYCLE  
(OKADA)  
PER DROP

**YoY % = 17.28**  
**MoM % = 0.00**



WATER TRANSPORT:  
WATER WAY  
PASSENGER  
TRANSPORTATION

**YoY % = -11.54**  
**MoM % = -0.29**

# TRANSPORT FARE WATCH - JANUARY 2020

## Average Transport Fare by Categories -Yobe State



### JANUARY 2020



BUS JOURNEY  
WITHIN CITY,  
PER DROP  
CONSTANT ROUTE

**N160.00**



BUS JOURNEY  
INTERCITY,  
STATE ROUTE,  
CHARGE PER PERSON

**N1290.00**



AIR FARE CHARGE  
FOR SPECIFIED  
ROUTES SINGLE  
JOURNEY

**N31000.00**



JOURNEY BY  
MOTORCYCLE  
(OKADA)  
PER DROP

**N180.00**



WATER TRANSPORT:  
WATER WAY  
PASSENGER  
TRANSPORTATION

**N355.00**

### DECEMBER 2019



BUS JOURNEY  
WITHIN CITY,  
PER DROP  
CONSTANT ROUTE

**N160.00**



BUS JOURNEY  
INTERCITY,  
STATE ROUTE,  
CHARGE PER PERSON

**N1287.00**



AIR FARE CHARGE  
FOR SPECIFIED  
ROUTES SINGLE  
JOURNEY

**N30500.00**



JOURNEY BY  
MOTORCYCLE  
(OKADA)  
PER DROP

**N179.00**



WATER TRANSPORT:  
WATER WAY  
PASSENGER  
TRANSPORTATION

**N360.00**

### YoY % & MoM %



BUS JOURNEY  
WITHIN CITY,  
PER DROP  
CONSTANT ROUTE

**YoY % = 10.19**  
**MoM % = 0.00**



BUS JOURNEY  
INTERCITY,  
STATE ROUTE,  
CHARGE PER PERSON

**YoY % = 28.33**  
**MoM % = 0.23**



AIR FARE CHARGE  
FOR SPECIFIED  
ROUTES SINGLE  
JOURNEY

**YoY % = 6.90**  
**MoM % = 1.64**



JOURNEY BY  
MOTORCYCLE  
(OKADA)  
PER DROP

**YoY % = 24.98**  
**MoM % = 0.56**



WATER TRANSPORT:  
WATER WAY  
PASSENGER  
TRANSPORTATION

**YoY % = 14.82**  
**MoM % = -1.39**

# TRANSPORT FARE WATCH - JANUARY 2020

## Average Transport Fare by Categories -Zamfara State



### JANUARY 2020



BUS JOURNEY  
WITHIN CITY,  
PER DROP  
CONSTANT ROUTE

**N338.00**



BUS JOURNEY  
INTERCITY,  
STATE ROUTE,  
CHARGE PER PERSON

**N1250.00**



AIR FARE CHARGE  
FOR SPECIFIED  
ROUTES SINGLE  
JOURNEY

**N32485.00**



JOURNEY BY  
MOTORCYCLE  
(OKADA)  
PER DROP

**N80.00**



WATER TRANSPORT:  
WATER WAY  
PASSENGER  
TRANSPORTATION

**N350.00**

### DECEMBER 2019



BUS JOURNEY  
WITHIN CITY,  
PER DROP  
CONSTANT ROUTE

**N334.00**



BUS JOURNEY  
INTERCITY,  
STATE ROUTE,  
CHARGE PER PERSON

**N1245.00**



AIR FARE CHARGE  
FOR SPECIFIED  
ROUTES SINGLE  
JOURNEY

**N32430.00**



JOURNEY BY  
MOTORCYCLE  
(OKADA)  
PER DROP

**N80.00**



WATER TRANSPORT:  
WATER WAY  
PASSENGER  
TRANSPORTATION

**N355.00**

### YoY % & MoM %



BUS JOURNEY  
WITHIN CITY,  
PER DROP  
CONSTANT ROUTE

**YoY % = 11.91**  
**MoM % = 1.20**



BUS JOURNEY  
INTERCITY,  
STATE ROUTE,  
CHARGE PER PERSON

**YoY % = 29.49**  
**MoM % = 0.40**



AIR FARE CHARGE  
FOR SPECIFIED  
ROUTES SINGLE  
JOURNEY

**YoY % = 5.16**  
**MoM % = 0.17**



JOURNEY BY  
MOTORCYCLE  
(OKADA)  
PER DROP

**YoY % = 28.30**  
**MoM % = 0.00**



WATER TRANSPORT:  
WATER WAY  
PASSENGER  
TRANSPORTATION

**YoY % = 22.42**  
**MoM % = -1.41**

## METHODOLOGY

Field work is done solely by over 700 NBS Staff in all States of the federation supported by supervisors who are monitored by internal and external observers.

Prices are collected across all the 774 local governments across all States and the FCT from over 10,000 respondents and locations and reflect actual prices households state they actually bought those fuels together with the prices reportedly sold by the fuel suppliers.

The average of all these prices is then reported for each state and the average for the country is the average for the state.

NBS audit team subsequently conducts randomly selected verification of prices recorded.

# ACKNOWLEDGEMENTS/CONTACTS

## Acknowledgements

We acknowledge our technical partners, Proshare in the design, concept and production of this publication.





## Contact Us

 @nigerianstat

 NBSNigeria

 [www.nigerianstat.gov.ng](http://www.nigerianstat.gov.ng)

 **Head Office Address**  
Plot 762, Independence Avenue, Central  
Business District, FCT, Abuja Nigeria.

 +234 803 386 5388

 [feedback@nigerianstat.gov.ng](mailto:feedback@nigerianstat.gov.ng)