



NATIONAL BUREAU OF STATISTICS

# Transport Fare Watch

(JUNE 2020)



Report Date: July 2020

Data Source: National Bureau of Statistics (NBS)

# CONTENTS

<b>Executive Summary</b> .....	1
<b>Average Transport Fare Across States</b>	
-States Bus Journey Within City, Per Drop Constant Route .....	2
-States Bus Journey Intercity, State Route, Charge per person .....	3
-Air Fare Charge for Specified Routes Single Journey .....	4
-Journey by Motorcycle (Okada) Per Drop .....	5
-Waterway Passenger Transport .....	6
<b>Average Transport Fare by Categories - All States</b>	
Abia .....	7
Abuja .....	8
Adamawa .....	9
Akwa Ibom .....	10
Anambra .....	11
Bauchi .....	12
Bayelsa .....	13
Benue .....	14
Borno .....	15
Cross River .....	16
Delta .....	17
Ebonyi .....	18
Edo .....	19
Ekiti .....	20
Enugu .....	21
Gombe .....	22
Imo .....	23
Jigawa .....	24
Kaduna .....	25
Kano .....	26
Katsina .....	27
Kebbi .....	28
Kogi .....	29
Kwara .....	30
Lagos .....	31
Nassarawa .....	32
Niger .....	33
Ogun .....	34
Ondo .....	35
Osun .....	36
Oyo .....	37
Plateau .....	38
Rivers .....	39
Sokoto .....	40
Taraba .....	41
Yobe .....	42
Zamfara .....	43
<b>Methodology</b> .....	44
<b>Acknowledgment and Contact</b> .....	45

# EXECUTIVE SUMMARY

The Transport fare Watch report for June 2020 covers the following categories namely bus journey within the city per drop constant route; bus journey intercity, state route, charge per person; air fare charge for specified routes single journey; journey by motorcycle (Okada) per drop; and water way passenger transport.

Average fare paid by commuters for bus journey within the city increased by 3.36% month-on-month and by 25.76% year-on-year to N229.94 in June 2020 from N222.46 in May 2020. States with highest bus journey fare within city were Zamfara (N487.00), Abuja FCT (N340.00) and Cross River (N326.00) while States with lowest bus journey fare within city were Bauchi (N134.00), Kebbi (N153.00) and Rivers (N162.00).

Average fare paid by commuters for bus journey intercity increased by 1.11% month-on-month and by 13.49% year-on-year to N1,823.62 in June 2020 from N1,803.59 in May 2020. States with highest bus journey fare intercity were Abuja FCT (N4,168.00), Adamawa (N2,675.00) and Borno (N2,647.00) while States with lowest bus journey fare within city were Enugu (N1,180.00), Bauchi (N1,223.00) and Edo (N1,235.00).

Average fare paid by air passengers for specified routes single journey was flat month-on-month and increased by 0.92% year-on-year to N30,743.65 in June 2020 from N30,743.65 in May 2020. States with highest air fare were Jigawa (N35,400.00), Rivers (N35,000.00), Abuja FCT (N34,000.00) while States with lowest air fare were Sokoto (N22,500.00), Katsina (N25,000.00), and Kano (N25,500.00).

Average fare paid by commuters for journey by motorcycle per drop increased by 3.96% month-on-month and by 35.16% year-on-year to N158.14 in June 2020 from N152.11 in May 2020. States with highest journey fare by motorcycle per drop were Rivers (N264.00), Kogi (N260.00) and Lagos (N248.00) while states with lowest journey fare by motorcycle per drop were Adamawa (N75.00), Katsina (N79.00) and Kebbi (N86.00).

Average fare paid by passengers for water way passenger transport increased by 2.43% month-on-month and by 14.18% year-on-year to N626.81 in June 2020 from N611.92 in May 2020. States with highest fare by water way passenger transport were Delta (N1,975.00), Bayelsa (N1,943.00) and Rivers (N1,879.00) while states with lowest fare by water way passenger transport were Borno (N139.00), Gombe (N196.00) and Abuja FCT (N250.00).

# TRANSPORT FARE WATCH - JUNE 2020

## Average Transport Fare Across States -Bus Journey Within City , Per Drop Constant Route



YoY = 25.76%

**N182.84**

JUNE 2019 Average



AVERAGE

**N229.94**



MoM = 3.36%

**N222.46**

MAY 2020 Average

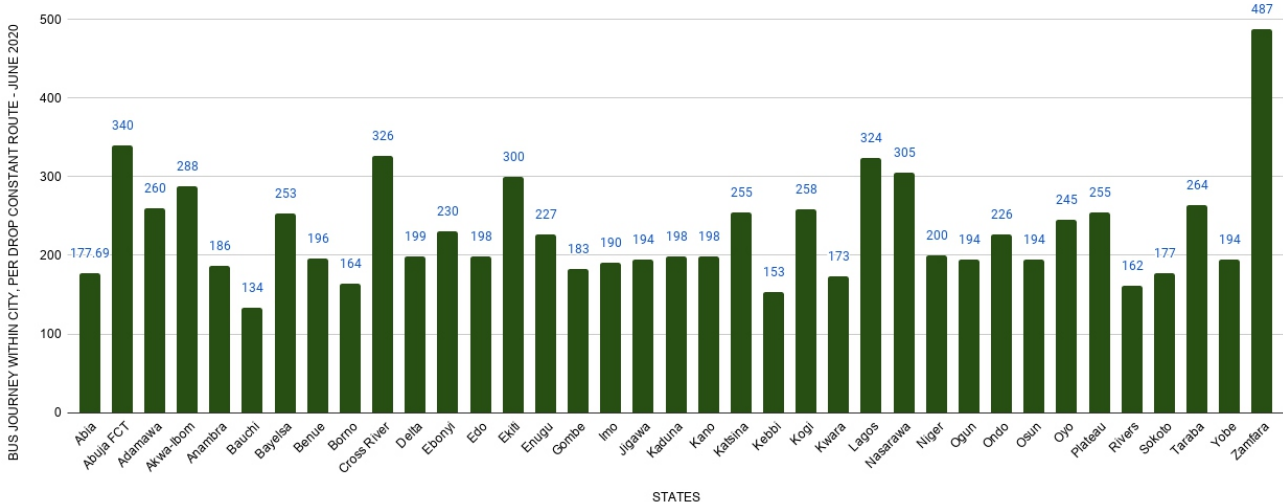
### STATES WITH THE HIGHEST AVERAGE PRICES IN JUNE 2020

	June - 20	YoY %	MoM %
ZAMFARA	<b>N487.00</b>	<b>57.10%</b>	<b>11.95%</b>
ABUJA FCT	<b>N340.00</b>	<b>25.00%</b>	<b>0.59%</b>
CROSS RIVER	<b>N326.00</b>	<b>8.67%</b>	<b>1.88%</b>

### STATES WITH THE LOWEST AVERAGE PRICES IN JUNE 2020

	June - 20	YoY %	MoM %
BAUCHI	<b>N134.00</b>	<b>39.37%</b>	<b>3.08%</b>
KEBBI	<b>N153.00</b>	<b>-38.55%</b>	<b>2.00%</b>
RIVERS	<b>N162.00</b>	<b>15.71%</b>	<b>3.18%</b>

BUS JOURNEY WITHIN CITY, PER DROP CONSTANT ROUTE - JUNE 2020



# TRANSPORT FARE WATCH - JUNE 2020

## Average Transport Fare Across States

### -Bus Journey Intercity, State Route, Charge Per Person



YoY = 13.49%

**N1606.92**

JUNE 2019 Average



**AVERAGE**

**N1823.62**



MoM = 1.11%

**N1803.59**

MAY 2020 Average

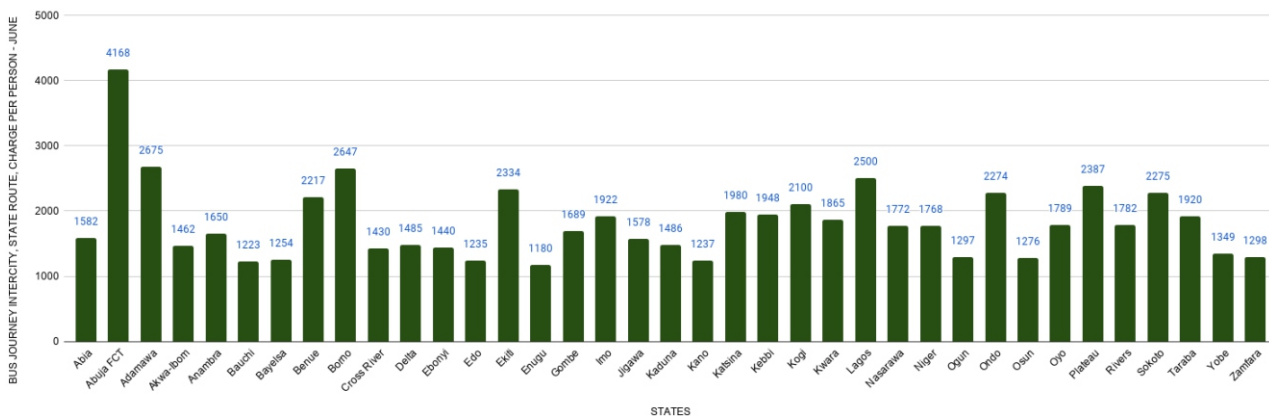
#### STATES WITH THE HIGHEST AVERAGE PRICES IN JUNE 2020

	June - 20	YoY %	MoM %
ABUJA FCT	<b>N4168.00</b>	<b>0.31%</b>	<b>0.43%</b>
ADAMAWA	<b>N2675.00</b>	<b>7.00%</b>	<b>0.79%</b>
BORNO	<b>N2647.00</b>	<b>5.88%</b>	<b>0.27%</b>

#### STATES WITH THE LOWEST AVERAGE PRICES IN JUNE 2020

	June - 20	YoY %	MoM %
ENUGU	<b>N1180.00</b>	<b>24.21%</b>	<b>2.61%</b>
BAUCHI	<b>N1223.00</b>	<b>26.07%</b>	<b>0.66%</b>
EDO	<b>N1235.00</b>	<b>21.08%</b>	<b>0.82%</b>

BUS JOURNEY INTERCITY, STATE ROUTE, CHARGE PER PERSON - JUNE 2020



# TRANSPORT FARE WATCH - JUNE 2020

## Average Transport Fare Across States -Air Fare Charge For Specified Routes Single Journey



YoY = 0.92%

**N30,464.86**

**JUNE 2019 Average**



**AVERAGE**

**N30,743.65**



MoM = 0.00%

**N30,743.65**

**MAY 2020 Average**

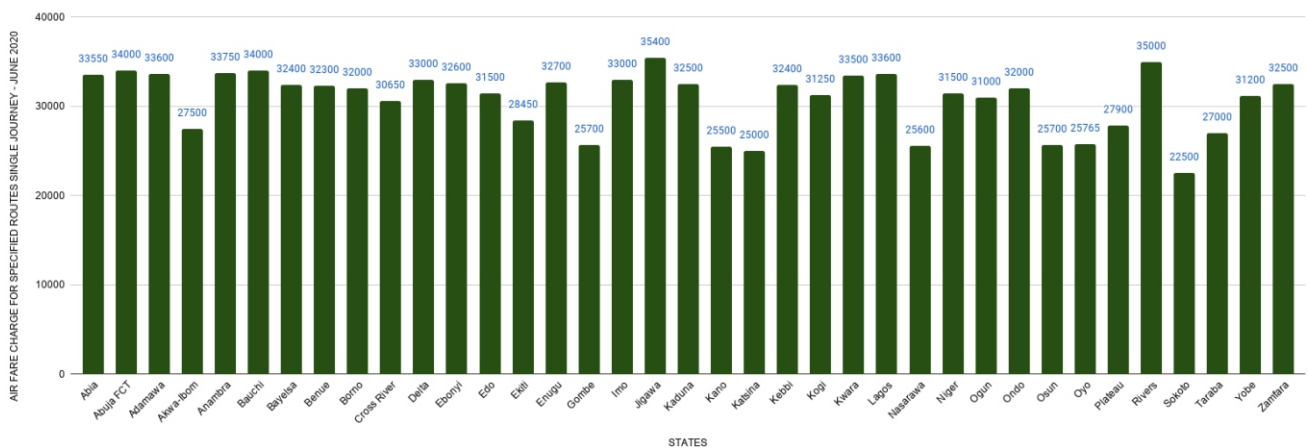
### STATES WITH THE HIGHEST AVERAGE PRICES IN JUNE 2020

	June - 20	YoY%	MoM%
<b>JIGAWA</b>	<b>N35400.00</b>	<b>1.14%</b>	<b>0.00%</b>
<b>RIVERS</b>	<b>N35000.00</b>	<b>0.00%</b>	<b>0.00%</b>
<b>ABUJA FCT</b>	<b>N34000.00</b>	<b>1.34%</b>	<b>0.00%</b>

### STATES WITH THE LOWEST AVERAGE PRICES IN JUNE 2020

	June - 20	YoY%	MoM%
<b>SOKOTO</b>	<b>N22500.00</b>	<b>-10.00%</b>	<b>0.00%</b>
<b>KATSINA</b>	<b>N25000.00</b>	<b>2.04%</b>	<b>0.00%</b>
<b>KANO</b>	<b>N25500.00</b>	<b>-3.59%</b>	<b>0.00%</b>

AIR FARE CHARGE FOR SPECIFIED ROUTES SINGLE JOURNEY - JUNE 2020



# TRANSPORT FARE WATCH - JUNE 2020

## Average Transport Fare Across States -Journey by Motorcycle (Okada) Per Drop



YoY = 35.16%

**N117.00**

JUNE 2019 Average



AVERAGE

**N158.14**



MoM = 3.96%

**N152.11**

MAY 2020 Average

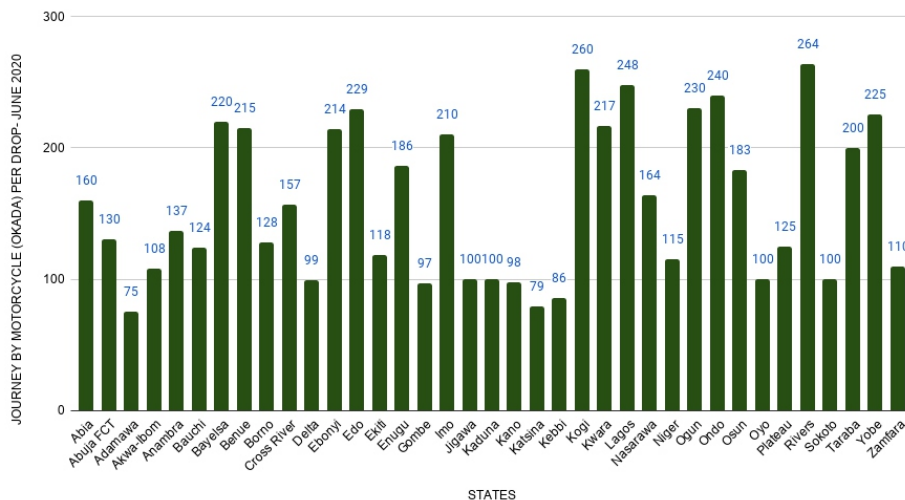
### STATES WITH THE HIGHEST AVERAGE PRICES IN JUNE 2020

	June - 20	YoY%	MoM%
RIVERS	<b>N264.00</b>	<b>35.38%</b>	<b>3.53%</b>
KOGI	<b>N260.00</b>	<b>44.44%</b>	<b>8.33%</b>
LAGOS	<b>N248.00</b>	<b>45.88%</b>	<b>2.48%</b>

### STATES WITH THE LOWEST AVERAGE PRICES IN JUNE 2020

	June - 20	YoY%	MoM%
ADAMAWA	<b>N75.00</b>	<b>44.23%</b>	<b>0.00%</b>
KATSINA	<b>N79.00</b>	<b>36.21%</b>	<b>8.22%</b>
KEBBI	<b>N86.00</b>	<b>39.84%</b>	<b>4.88%</b>

JOURNEY BY MOTORCYCLE (OKADA) PER DROP- JUNE 2020



# TRANSPORT FARE WATCH - JUNE 2020

## Average Transport Fare Across States -Waterway Passenger Transport



YoY = 14.18%

**N548.97**

JUNE 2019 Average



AVERAGE

**N626.81**



MoM = 2.43%

**N611.92**

MAY 2020 Average

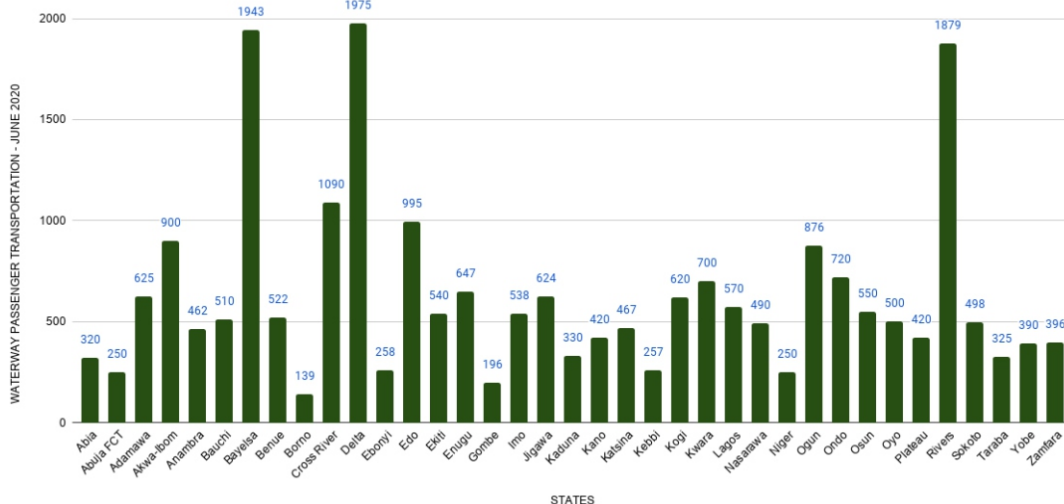
### STATES WITH THE HIGHEST AVERAGE PRICES IN JUNE 2020

	June - 20	YoY%	MoM%
DELTA	<b>N1975.00</b>	<b>9.72%</b>	<b>-0.25%</b>
BAYELSA	<b>N1943.00</b>	<b>7.94%</b>	<b>1.20%</b>
RIVERS	<b>N1879.00</b>	<b>7.37%</b>	<b>2.12%</b>

### STATES WITH THE LOWEST AVERAGE PRICES IN JUNE 2020

	June - 20	YoY%	MoM%
BORNO	<b>N139.00</b>	<b>15.83%</b>	<b>3.73%</b>
GOMBE	<b>N196.00</b>	<b>8.89%</b>	<b>1.55%</b>
ABUJA FCT	<b>N250.00</b>	<b>14.16%</b>	<b>1.21%</b>

WATERWAY PASSENGER TRANSPORTATION - JUNE 2020





# TRANSPORT FARE WATCH - JUNE 2020

## Average Transport Fare by Categories -Abia State



### JUNE 2020



BUS JOURNEY  
WITHIN CITY,  
PER DROP  
CONSTANT ROUTE

**N177.69**



BUS JOURNEY  
INTERCITY,  
STATE ROUTE,  
CHARGE PER PERSON

**N1582.00**



AIR FARE CHARGE  
FOR SPECIFIED  
ROUTES SINGLE  
JOURNEY

**N33550.00**



JOURNEY BY  
MOTORCYCLE  
(OKADA)  
PER DROP

**N160.00**



WATER TRANSPORT:  
WATER WAY  
PASSENGER  
TRANSPORTATION

**N320.00**

### MAY 2020



BUS JOURNEY  
WITHIN CITY,  
PER DROP  
CONSTANT ROUTE

**N161.00**



BUS JOURNEY  
INTERCITY,  
STATE ROUTE,  
CHARGE PER PERSON

**N1557.00**



AIR FARE CHARGE  
FOR SPECIFIED  
ROUTES SINGLE  
JOURNEY

**N33550.00**



JOURNEY BY  
MOTORCYCLE  
(OKADA)  
PER DROP

**N152.00**



WATER TRANSPORT:  
WATER WAY  
PASSENGER  
TRANSPORTATION

**N300.00**

### YoY % & MoM %



BUS JOURNEY  
WITHIN CITY,  
PER DROP  
CONSTANT ROUTE

**YoY % = 28.30**  
**MoM % = 10.37**



BUS JOURNEY  
INTERCITY,  
STATE ROUTE,  
CHARGE PER PERSON

**YoY % = 17.19**  
**MoM % = 1.61**



AIR FARE CHARGE  
FOR SPECIFIED  
ROUTES SINGLE  
JOURNEY

**YoY % = 1.05**  
**MoM % = 0.00**



JOURNEY BY  
MOTORCYCLE  
(OKADA)  
PER DROP

**YoY % = 18.52**  
**MoM % = 5.26**



WATER TRANSPORT:  
WATER WAY  
PASSENGER  
TRANSPORTATION

**YoY % = 25.49**  
**MoM % = 6.67**

# TRANSPORT FARE WATCH - JUNE 2020

## Average Transport Fare by Categories -FCT Abuja



### JUNE 2020



BUS JOURNEY  
WITHIN CITY,  
PER DROP  
CONSTANT ROUTE

**N340.00**



BUS JOURNEY  
INTERCITY,  
STATE ROUTE,  
CHARGE PER PERSON

**N4168.00**



AIR FARE CHARGE  
FOR SPECIFIED  
ROUTES SINGLE  
JOURNEY

**N34000.00**



JOURNEY BY  
MOTORCYCLE  
(OKADA)  
PER DROP

**N130.00**



WATER TRANSPORT:  
WATER WAY  
PASSENGER  
TRANSPORTATION

**N250.00**

### MAY 2020



BUS JOURNEY  
WITHIN CITY,  
PER DROP  
CONSTANT ROUTE

**N338.00**



BUS JOURNEY  
INTERCITY,  
STATE ROUTE,  
CHARGE PER PERSON

**N4150.00**



AIR FARE CHARGE  
FOR SPECIFIED  
ROUTES SINGLE  
JOURNEY

**N34000.00**



JOURNEY BY  
MOTORCYCLE  
(OKADA)  
PER DROP

**N116.00**



WATER TRANSPORT:  
WATER WAY  
PASSENGER  
TRANSPORTATION

**N247.00**

### YoY % & MoM %



BUS JOURNEY  
WITHIN CITY,  
PER DROP  
CONSTANT ROUTE

YoY % = 25.00  
MoM % = 0.59



BUS JOURNEY  
INTERCITY,  
STATE ROUTE,  
CHARGE PER PERSON

YoY % = 0.31  
MoM % = 0.43



AIR FARE CHARGE  
FOR SPECIFIED  
ROUTES SINGLE  
JOURNEY

YoY % = 1.34  
MoM % = 0.00



JOURNEY BY  
MOTORCYCLE  
(OKADA)  
PER DROP

YoY % = 36.84  
MoM % = 12.07



WATER TRANSPORT:  
WATER WAY  
PASSENGER  
TRANSPORTATION

YoY % = 14.16  
MoM % = 1.21

# TRANSPORT FARE WATCH - JUNE 2020

## Average Transport Fare by Categories -Adamawa State



### JUNE 2020



BUS JOURNEY  
WITHIN CITY,  
PER DROP  
CONSTANT ROUTE

**N260.00**



BUS JOURNEY  
INTERCITY,  
STATE ROUTE,  
CHARGE PER PERSON

**N2675.00**



AIR FARE CHARGE  
FOR SPECIFIED  
ROUTES SINGLE  
JOURNEY

**N33600.00**



JOURNEY BY  
MOTORCYCLE  
(OKADA)  
PER DROP

**N75.00**



WATER TRANSPORT:  
WATER WAY  
PASSENGER  
TRANSPORTATION

**N625.00**

### MAY 2020



BUS JOURNEY  
WITHIN CITY,  
PER DROP  
CONSTANT ROUTE

**N253.00**



BUS JOURNEY  
INTERCITY,  
STATE ROUTE,  
CHARGE PER PERSON

**N2654.00**



AIR FARE CHARGE  
FOR SPECIFIED  
ROUTES SINGLE  
JOURNEY

**N33600.00**



JOURNEY BY  
MOTORCYCLE  
(OKADA)  
PER DROP

**N75.00**



WATER TRANSPORT:  
WATER WAY  
PASSENGER  
TRANSPORTATION

**N600.00**

### YoY % & MoM %



BUS JOURNEY  
WITHIN CITY,  
PER DROP  
CONSTANT ROUTE

**YoY % = 2.77**  
**MoM % = 2.77**



BUS JOURNEY  
INTERCITY,  
STATE ROUTE,  
CHARGE PER PERSON

**YoY % = 7.00**  
**MoM % = 0.79**



AIR FARE CHARGE  
FOR SPECIFIED  
ROUTES SINGLE  
JOURNEY

**YoY % = 0.30**  
**MoM % = 0.00**



JOURNEY BY  
MOTORCYCLE  
(OKADA)  
PER DROP

**YoY % = 44.23**  
**MoM % = 0.00**



WATER TRANSPORT:  
WATER WAY  
PASSENGER  
TRANSPORTATION

**YoY % = 38.89**  
**MoM % = 4.17**

# TRANSPORT FARE WATCH - JUNE 2020

## Average Transport Fare by Categories -Akwa Ibom State



### JUNE 2020



BUS JOURNEY  
WITHIN CITY,  
PER DROP  
CONSTANT ROUTE

**N288.00**



BUS JOURNEY  
INTERCITY,  
STATE ROUTE,  
CHARGE PER PERSON

**N1462.00**



AIR FARE CHARGE  
FOR SPECIFIED  
ROUTES SINGLE  
JOURNEY

**N27500.00**



JOURNEY BY  
MOTORCYCLE  
(OKADA)  
PER DROP

**N108.00**



WATER TRANSPORT:  
WATER WAY  
PASSENGER  
TRANSPORTATION

**N900.00**

### MAY 2020



BUS JOURNEY  
WITHIN CITY,  
PER DROP  
CONSTANT ROUTE

**N285.00**



BUS JOURNEY  
INTERCITY,  
STATE ROUTE,  
CHARGE PER PERSON

**N1454.00**



AIR FARE CHARGE  
FOR SPECIFIED  
ROUTES SINGLE  
JOURNEY

**N27500.00**



JOURNEY BY  
MOTORCYCLE  
(OKADA)  
PER DROP

**N105.00**



WATER TRANSPORT:  
WATER WAY  
PASSENGER  
TRANSPORTATION

**N898.00**

### YoY % & MoM %



BUS JOURNEY  
WITHIN CITY,  
PER DROP  
CONSTANT ROUTE

**YoY % = 28.00**  
**MoM % = 1.05**



BUS JOURNEY  
INTERCITY,  
STATE ROUTE,  
CHARGE PER PERSON

**YoY % = 11.60**  
**MoM % = 0.55**



AIR FARE CHARGE  
FOR SPECIFIED  
ROUTES SINGLE  
JOURNEY

**YoY % = 0.00**  
**MoM % = 0.00**



JOURNEY BY  
MOTORCYCLE  
(OKADA)  
PER DROP

**YoY % = 18.68**  
**MoM % = 2.86**



WATER TRANSPORT:  
WATER WAY  
PASSENGER  
TRANSPORTATION

**YoY % = 5.88**  
**MoM % = 0.22**

# TRANSPORT FARE WATCH - JUNE 2020

## Average Transport Fare by Categories -Anambra State



### JUNE 2020



BUS JOURNEY  
WITHIN CITY,  
PER DROP  
CONSTANT ROUTE

**N186.00**



BUS JOURNEY  
INTERCITY,  
STATE ROUTE,  
CHARGE PER PERSON

**N1650.00**



AIR FARE CHARGE  
FOR SPECIFIED  
ROUTES SINGLE  
JOURNEY

**N33750.00**



JOURNEY BY  
MOTORCYCLE  
(OKADA)  
PER DROP

**N137.00**



WATER TRANSPORT:  
WATER WAY  
PASSENGER  
TRANSPORTATION

**N462.00**

### MAY 2020



BUS JOURNEY  
WITHIN CITY,  
PER DROP  
CONSTANT ROUTE

**N186.00**



BUS JOURNEY  
INTERCITY,  
STATE ROUTE,  
CHARGE PER PERSON

**N1635.00**



AIR FARE CHARGE  
FOR SPECIFIED  
ROUTES SINGLE  
JOURNEY

**N33750.00**



JOURNEY BY  
MOTORCYCLE  
(OKADA)  
PER DROP

**N132.00**



WATER TRANSPORT:  
WATER WAY  
PASSENGER  
TRANSPORTATION

**N457.00**

### YoY % & MoM %



BUS JOURNEY  
WITHIN CITY,  
PER DROP  
CONSTANT ROUTE

**YoY % = 37.62**  
**MoM % = 0.00**



BUS JOURNEY  
INTERCITY,  
STATE ROUTE,  
CHARGE PER PERSON

**YoY % = 14.66**  
**MoM % = 0.92**



AIR FARE CHARGE  
FOR SPECIFIED  
ROUTES SINGLE  
JOURNEY

**YoY % = 0.75**  
**MoM % = 0.00**



JOURNEY BY  
MOTORCYCLE  
(OKADA)  
PER DROP

**YoY % = 42.71**  
**MoM % = 3.79**



WATER TRANSPORT:  
WATER WAY  
PASSENGER  
TRANSPORTATION

**YoY % = 15.50**  
**MoM % = 1.09**

# TRANSPORT FARE WATCH - JUNE 2020

## Average Transport Fare by Categories -Bauchi State



### JUNE 2020



BUS JOURNEY  
WITHIN CITY,  
PER DROP  
CONSTANT ROUTE

**N134.00**



BUS JOURNEY  
INTERCITY,  
STATE ROUTE,  
CHARGE PER PERSON

**N1223.00**



AIR FARE CHARGE  
FOR SPECIFIED  
ROUTES SINGLE  
JOURNEY

**N34000.00**



JOURNEY BY  
MOTORCYCLE  
(OKADA)  
PER DROP

**N124.00**



WATER TRANSPORT:  
WATER WAY  
PASSENGER  
TRANSPORTATION

**N510.00**

### MAY 2020



BUS JOURNEY  
WITHIN CITY,  
PER DROP  
CONSTANT ROUTE

**N130.00**



BUS JOURNEY  
INTERCITY,  
STATE ROUTE,  
CHARGE PER PERSON

**N1215.00**



AIR FARE CHARGE  
FOR SPECIFIED  
ROUTES SINGLE  
JOURNEY

**N34000.00**



JOURNEY BY  
MOTORCYCLE  
(OKADA)  
PER DROP

**N118.00**



WATER TRANSPORT:  
WATER WAY  
PASSENGER  
TRANSPORTATION

**N510.00**

### YoY % & MoM %



BUS JOURNEY  
WITHIN CITY,  
PER DROP  
CONSTANT ROUTE

**YoY % = 39.37**  
**MoM % = 3.08**



BUS JOURNEY  
INTERCITY,  
STATE ROUTE,  
CHARGE PER PERSON

**YoY % = 26.07**  
**MoM % = 0.66**



AIR FARE CHARGE  
FOR SPECIFIED  
ROUTES SINGLE  
JOURNEY

**YoY % = 5.75**  
**MoM % = 0.00**



JOURNEY BY  
MOTORCYCLE  
(OKADA)  
PER DROP

**YoY % = 45.03**  
**MoM % = 5.08**



WATER TRANSPORT:  
WATER WAY  
PASSENGER  
TRANSPORTATION

**YoY % = 27.50**  
**MoM % = 0.00**

# TRANSPORT FARE WATCH - JUNE 2020

## Average Transport Fare by Categories -Bayelsa State



### JUNE 2020



BUS JOURNEY  
WITHIN CITY,  
PER DROP  
CONSTANT ROUTE

**N253.00**



BUS JOURNEY  
INTERCITY,  
STATE ROUTE,  
CHARGE PER PERSON

**N1254.00**



AIR FARE CHARGE  
FOR SPECIFIED  
ROUTES SINGLE  
JOURNEY

**N32400.00**



JOURNEY BY  
MOTORCYCLE  
(OKADA)  
PER DROP

**N220.00**



WATER TRANSPORT:  
WATER WAY  
PASSENGER  
TRANSPORTATION

**N1943.00**

### MAY 2020



BUS JOURNEY  
WITHIN CITY,  
PER DROP  
CONSTANT ROUTE

**N248.00**



BUS JOURNEY  
INTERCITY,  
STATE ROUTE,  
CHARGE PER PERSON

**N1220.00**



AIR FARE CHARGE  
FOR SPECIFIED  
ROUTES SINGLE  
JOURNEY

**N32400.00**



JOURNEY BY  
MOTORCYCLE  
(OKADA)  
PER DROP

**N217.00**



WATER TRANSPORT:  
WATER WAY  
PASSENGER  
TRANSPORTATION

**N1920.00**

### YoY % & MoM %



BUS JOURNEY  
WITHIN CITY,  
PER DROP  
CONSTANT ROUTE

**YoY % = 29.74**  
**MoM % = 2.02**



BUS JOURNEY  
INTERCITY,  
STATE ROUTE,  
CHARGE PER PERSON

**YoY % = 26.67**  
**MoM % = 2.79**



AIR FARE CHARGE  
FOR SPECIFIED  
ROUTES SINGLE  
JOURNEY

**YoY % = 0.93**  
**MoM % = 0.00**



JOURNEY BY  
MOTORCYCLE  
(OKADA)  
PER DROP

**YoY % = 29.41**  
**MoM % = 1.38**



WATER TRANSPORT:  
WATER WAY  
PASSENGER  
TRANSPORTATION

**YoY % = 7.94**  
**MoM % = 1.20**

# TRANSPORT FARE WATCH - JUNE 2020

## Average Transport Fare by Categories -Benue State



### JUNE 2020



BUS JOURNEY  
WITHIN CITY,  
PER DROP  
CONSTANT ROUTE

**N196.00**



BUS JOURNEY  
INTERCITY,  
STATE ROUTE,  
CHARGE PER PERSON

**N2217.00**



AIR FARE CHARGE  
FOR SPECIFIED  
ROUTES SINGLE  
JOURNEY

**N32300.00**



JOURNEY BY  
MOTORCYCLE  
(OKADA)  
PER DROP

**N215.00**



WATER TRANSPORT:  
WATER WAY  
PASSENGER  
TRANSPORTATION

**N522.00**

### MAY 2020



BUS JOURNEY  
WITHIN CITY,  
PER DROP  
CONSTANT ROUTE

**N192.00**



BUS JOURNEY  
INTERCITY,  
STATE ROUTE,  
CHARGE PER PERSON

**N2213.00**



AIR FARE CHARGE  
FOR SPECIFIED  
ROUTES SINGLE  
JOURNEY

**N32300.00**



JOURNEY BY  
MOTORCYCLE  
(OKADA)  
PER DROP

**N200.00**



WATER TRANSPORT:  
WATER WAY  
PASSENGER  
TRANSPORTATION

**N518.00**

### YoY % & MoM %



BUS JOURNEY  
WITHIN CITY,  
PER DROP  
CONSTANT ROUTE

**YoY % = 18.79**  
**MoM % = 2.08**



BUS JOURNEY  
INTERCITY,  
STATE ROUTE,  
CHARGE PER PERSON

**YoY % = 8.15**  
**MoM % = 0.18**



AIR FARE CHARGE  
FOR SPECIFIED  
ROUTES SINGLE  
JOURNEY

**YoY % = -2.71**  
**MoM % = 0.00**



JOURNEY BY  
MOTORCYCLE  
(OKADA)  
PER DROP

**YoY % = 126.32**  
**MoM % = 7.50**



WATER TRANSPORT:  
WATER WAY  
PASSENGER  
TRANSPORTATION

**YoY % = 9.66**  
**MoM % = 0.77**



# TRANSPORT FARE WATCH - JUNE 2020

## Average Transport Fare by Categories -Borno State



### JUNE 2020



BUS JOURNEY  
WITHIN CITY,  
PER DROP  
CONSTANT ROUTE

**N164.00**



BUS JOURNEY  
INTERCITY,  
STATE ROUTE,  
CHARGE PER PERSON

**N2647.00**



AIR FARE CHARGE  
FOR SPECIFIED  
ROUTES SINGLE  
JOURNEY

**N32000.00**



JOURNEY BY  
MOTORCYCLE  
(OKADA)  
PER DROP

**N128.00**



WATER TRANSPORT:  
WATER WAY  
PASSENGER  
TRANSPORTATION

**N139.00**

### MAY 2020



BUS JOURNEY  
WITHIN CITY,  
PER DROP  
CONSTANT ROUTE

**N160.00**



BUS JOURNEY  
INTERCITY,  
STATE ROUTE,  
CHARGE PER PERSON

**N2640.00**



AIR FARE CHARGE  
FOR SPECIFIED  
ROUTES SINGLE  
JOURNEY

**N32000.00**



JOURNEY BY  
MOTORCYCLE  
(OKADA)  
PER DROP

**N120.00**



WATER TRANSPORT:  
WATER WAY  
PASSENGER  
TRANSPORTATION

**N134.00**

### YoY % & MoM %



BUS JOURNEY  
WITHIN CITY,  
PER DROP  
CONSTANT ROUTE

**YoY % = 6.49**  
**MoM % = 2.50**



BUS JOURNEY  
INTERCITY,  
STATE ROUTE,  
CHARGE PER PERSON

**YoY % = 5.88**  
**MoM % = 0.27**



AIR FARE CHARGE  
FOR SPECIFIED  
ROUTES SINGLE  
JOURNEY

**YoY % = 3.23**  
**MoM % = 0.00**



JOURNEY BY  
MOTORCYCLE  
(OKADA)  
PER DROP

**YoY % = 20.75**  
**MoM % = 6.67**



WATER TRANSPORT:  
WATER WAY  
PASSENGER  
TRANSPORTATION

**YoY % = 15.83**  
**MoM % = 3.73**

# TRANSPORT FARE WATCH - JUNE 2020

## Average Transport Fare by Categories -Cross river State



### JUNE 2020



BUS JOURNEY  
WITHIN CITY,  
PER DROP  
CONSTANT ROUTE

**N326.00**



BUS JOURNEY  
INTERCITY,  
STATE ROUTE,  
CHARGE PER PERSON

**N1430.00**



AIR FARE CHARGE  
FOR SPECIFIED  
ROUTES SINGLE  
JOURNEY

**N30650.00**



JOURNEY BY  
MOTORCYCLE  
(OKADA)  
PER DROP

**N157.00**



WATER TRANSPORT:  
WATER WAY  
PASSENGER  
TRANSPORTATION

**N1090.00**

### MAY 2020



BUS JOURNEY  
WITHIN CITY,  
PER DROP  
CONSTANT ROUTE

**N320.00**



BUS JOURNEY  
INTERCITY,  
STATE ROUTE,  
CHARGE PER PERSON

**N1415.00**



AIR FARE CHARGE  
FOR SPECIFIED  
ROUTES SINGLE  
JOURNEY

**N30650.00**



JOURNEY BY  
MOTORCYCLE  
(OKADA)  
PER DROP

**N155.00**



WATER TRANSPORT:  
WATER WAY  
PASSENGER  
TRANSPORTATION

**N1000.00**

### YoY % & MoM %



BUS JOURNEY  
WITHIN CITY,  
PER DROP  
CONSTANT ROUTE

**YoY % = 8.67**  
**MoM % = 1.88**



BUS JOURNEY  
INTERCITY,  
STATE ROUTE,  
CHARGE PER PERSON

**YoY % = 5.93**  
**MoM % = 1.06**



AIR FARE CHARGE  
FOR SPECIFIED  
ROUTES SINGLE  
JOURNEY

**YoY % = -2.39**  
**MoM % = 0.00**



JOURNEY BY  
MOTORCYCLE  
(OKADA)  
PER DROP

**YoY % = 33.05**  
**MoM % = 1.29**



WATER TRANSPORT:  
WATER WAY  
PASSENGER  
TRANSPORTATION

**YoY % = 13.54**  
**MoM % = 9.00**

# TRANSPORT FARE WATCH - JUNE 2020

## Average Transport Fare by Categories -Delta State



### JUNE 2020



BUS JOURNEY  
WITHIN CITY,  
PER DROP  
CONSTANT ROUTE

**N199.00**



BUS JOURNEY  
INTERCITY,  
STATE ROUTE,  
CHARGE PER PERSON

**N1485.00**



AIR FARE CHARGE  
FOR SPECIFIED  
ROUTES SINGLE  
JOURNEY

**N33000.00**



JOURNEY BY  
MOTORCYCLE  
(OKADA)  
PER DROP

**N99.00**



WATER TRANSPORT:  
WATER WAY  
PASSENGER  
TRANSPORTATION

**N1975.00**

### MAY 2020



BUS JOURNEY  
WITHIN CITY,  
PER DROP  
CONSTANT ROUTE

**N199.00**



BUS JOURNEY  
INTERCITY,  
STATE ROUTE,  
CHARGE PER PERSON

**N1460.00**



AIR FARE CHARGE  
FOR SPECIFIED  
ROUTES SINGLE  
JOURNEY

**N33000.00**



JOURNEY BY  
MOTORCYCLE  
(OKADA)  
PER DROP

**N98.00**



WATER TRANSPORT:  
WATER WAY  
PASSENGER  
TRANSPORTATION

**N1980.00**

### YoY % & MoM %



BUS JOURNEY  
WITHIN CITY,  
PER DROP  
CONSTANT ROUTE

**YoY % = 31.79**  
**MoM % = 0.00**



BUS JOURNEY  
INTERCITY,  
STATE ROUTE,  
CHARGE PER PERSON

**YoY % = 22.22**  
**MoM % = 1.71**



AIR FARE CHARGE  
FOR SPECIFIED  
ROUTES SINGLE  
JOURNEY

**YoY % = 3.13**  
**MoM % = 0.00**



JOURNEY BY  
MOTORCYCLE  
(OKADA)  
PER DROP

**YoY % = 32.00**  
**MoM % = 1.02**



WATER TRANSPORT:  
WATER WAY  
PASSENGER  
TRANSPORTATION

**YoY % = 9.72**  
**MoM % = -0.25**

# TRANSPORT FARE WATCH - JUNE 2020

## Average Transport Fare by Categories -Ebonyi State



### JUNE 2020



BUS JOURNEY  
WITHIN CITY,  
PER DROP  
CONSTANT ROUTE

**N230.00**



BUS JOURNEY  
INTERCITY,  
STATE ROUTE,  
CHARGE PER PERSON

**N1440.00**



AIR FARE CHARGE  
FOR SPECIFIED  
ROUTES SINGLE  
JOURNEY

**N32600.00**



JOURNEY BY  
MOTORCYCLE  
(OKADA)  
PER DROP

**N214.00**



WATER TRANSPORT:  
WATER WAY  
PASSENGER  
TRANSPORTATION

**N258.00**

### MAY 2020



BUS JOURNEY  
WITHIN CITY,  
PER DROP  
CONSTANT ROUTE

**N200.00**



BUS JOURNEY  
INTERCITY,  
STATE ROUTE,  
CHARGE PER PERSON

**N1425.00**



AIR FARE CHARGE  
FOR SPECIFIED  
ROUTES SINGLE  
JOURNEY

**N32600.00**



JOURNEY BY  
MOTORCYCLE  
(OKADA)  
PER DROP

**N208.00**



WATER TRANSPORT:  
WATER WAY  
PASSENGER  
TRANSPORTATION

**N255.00**

### YoY % & MoM %



BUS JOURNEY  
WITHIN CITY,  
PER DROP  
CONSTANT ROUTE

**YoY % = 28.49**  
**MoM % = 15.00**



BUS JOURNEY  
INTERCITY,  
STATE ROUTE,  
CHARGE PER PERSON

**YoY % = 15.02**  
**MoM % = 1.05**



AIR FARE CHARGE  
FOR SPECIFIED  
ROUTES SINGLE  
JOURNEY

**YoY % = 1.88**  
**MoM % = 0.00**



JOURNEY BY  
MOTORCYCLE  
(OKADA)  
PER DROP

**YoY % = 18.89**  
**MoM % = 2.88**



WATER TRANSPORT:  
WATER WAY  
PASSENGER  
TRANSPORTATION

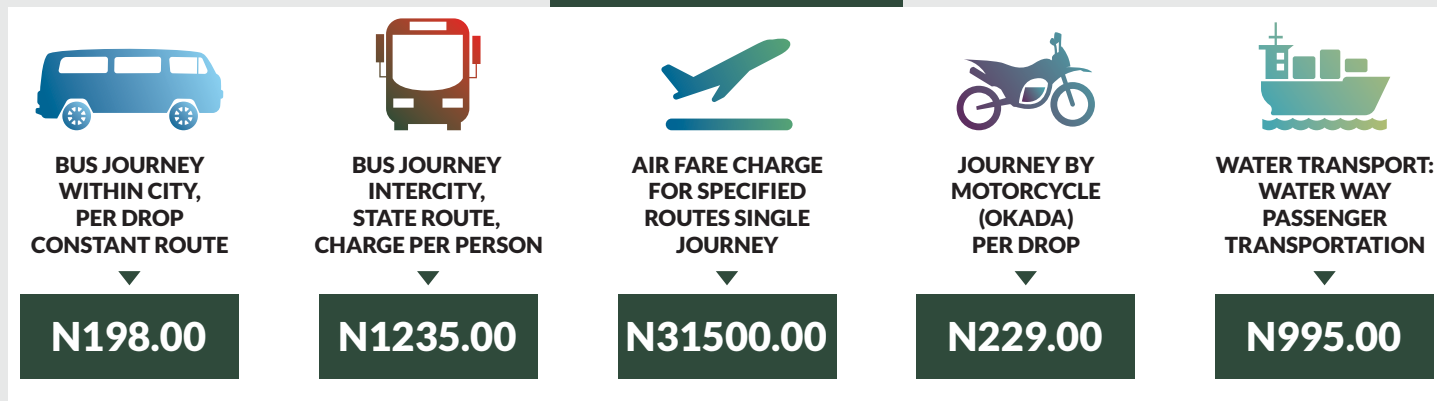
**YoY % = -34.18**  
**MoM % = 1.18**

# TRANSPORT FARE WATCH - JUNE 2020

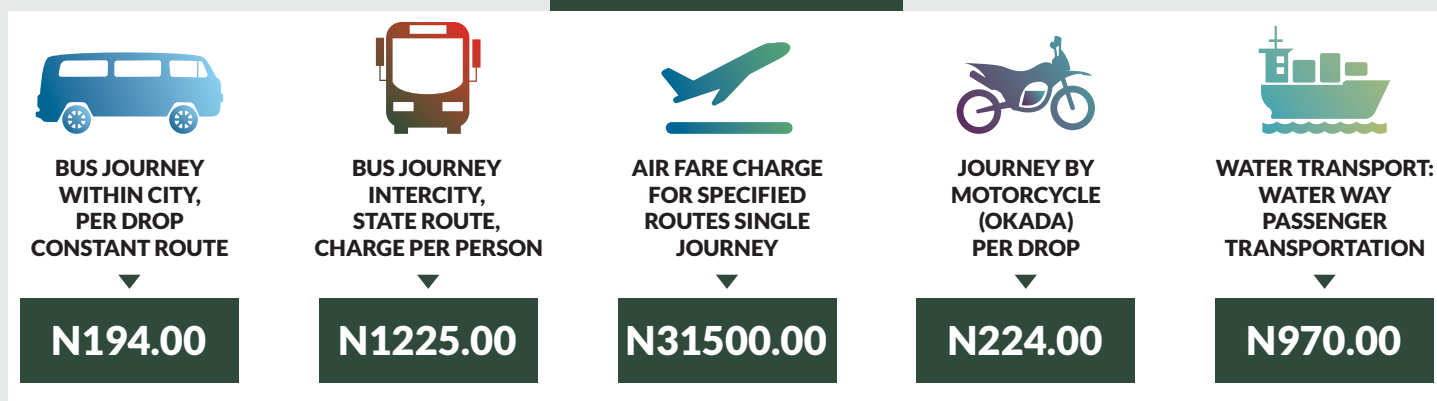
## Average Transport Fare by Categories -Edo State



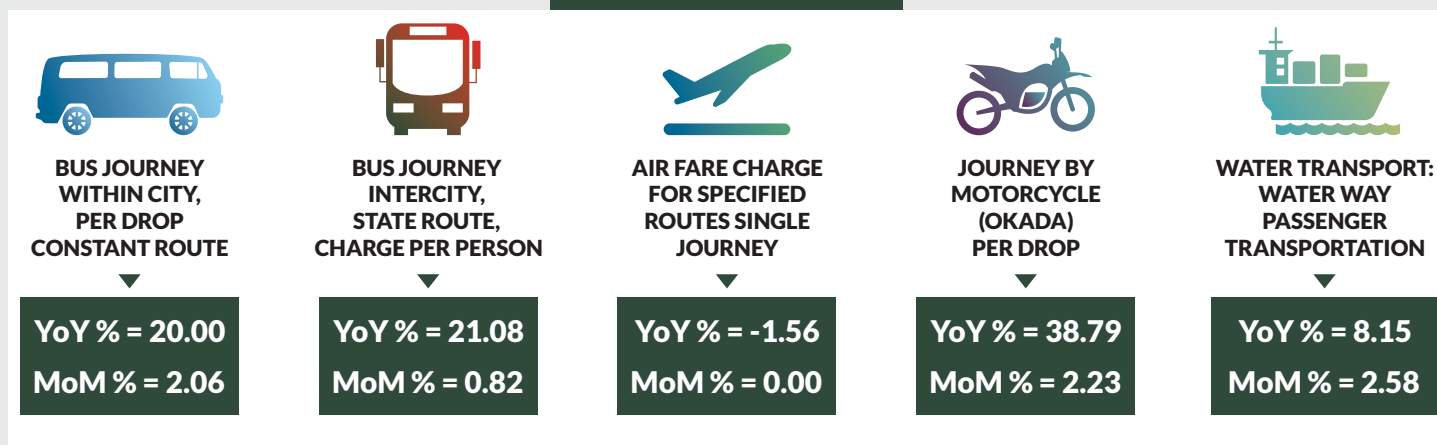
### JUNE 2020



### MAY 2020



### YoY % & MoM %



# TRANSPORT FARE WATCH - JUNE 2020

## Average Transport Fare by Categories -Ekiti State



### JUNE 2020



BUS JOURNEY  
WITHIN CITY,  
PER DROP  
CONSTANT ROUTE

**N300.00**



BUS JOURNEY  
INTERCITY,  
STATE ROUTE,  
CHARGE PER PERSON

**N2334.00**



AIR FARE CHARGE  
FOR SPECIFIED  
ROUTES SINGLE  
JOURNEY

**N28450.00**



JOURNEY BY  
MOTORCYCLE  
(OKADA)  
PER DROP

**N118.00**



WATER TRANSPORT:  
WATER WAY  
PASSENGER  
TRANSPORTATION

**N540.00**

### MAY 2020



BUS JOURNEY  
WITHIN CITY,  
PER DROP  
CONSTANT ROUTE

**N289.00**



BUS JOURNEY  
INTERCITY,  
STATE ROUTE,  
CHARGE PER PERSON

**N2325.00**



AIR FARE CHARGE  
FOR SPECIFIED  
ROUTES SINGLE  
JOURNEY

**N28450.00**



JOURNEY BY  
MOTORCYCLE  
(OKADA)  
PER DROP

**N115.00**



WATER TRANSPORT:  
WATER WAY  
PASSENGER  
TRANSPORTATION

**N500.00**

### YoY % & MoM %



BUS JOURNEY  
WITHIN CITY,  
PER DROP  
CONSTANT ROUTE

**YoY % = 39.53**  
**MoM % = 3.81**



BUS JOURNEY  
INTERCITY,  
STATE ROUTE,  
CHARGE PER PERSON

**YoY % = 5.75**  
**MoM % = 0.39**



AIR FARE CHARGE  
FOR SPECIFIED  
ROUTES SINGLE  
JOURNEY

**YoY % = 0.89**  
**MoM % = 0.00**



JOURNEY BY  
MOTORCYCLE  
(OKADA)  
PER DROP

**YoY % = 43.90**  
**MoM % = 2.61**



WATER TRANSPORT:  
WATER WAY  
PASSENGER  
TRANSPORTATION

**YoY % = 24.14**  
**MoM % = 8.00**

# TRANSPORT FARE WATCH - JUNE 2020

## Average Transport Fare by Categories -Enugu State



### JUNE 2020



BUS JOURNEY  
WITHIN CITY,  
PER DROP  
CONSTANT ROUTE

**N227.00**



BUS JOURNEY  
INTERCITY,  
STATE ROUTE,  
CHARGE PER PERSON

**N1180.00**



AIR FARE CHARGE  
FOR SPECIFIED  
ROUTES SINGLE  
JOURNEY

**N32700.00**



JOURNEY BY  
MOTORCYCLE  
(OKADA)  
PER DROP

**N186.00**



WATER TRANSPORT:  
WATER WAY  
PASSENGER  
TRANSPORTATION

**N647.00**

### MAY 2020



BUS JOURNEY  
WITHIN CITY,  
PER DROP  
CONSTANT ROUTE

**N220.00**



BUS JOURNEY  
INTERCITY,  
STATE ROUTE,  
CHARGE PER PERSON

**N1150.00**



AIR FARE CHARGE  
FOR SPECIFIED  
ROUTES SINGLE  
JOURNEY

**N32700.00**



JOURNEY BY  
MOTORCYCLE  
(OKADA)  
PER DROP

**N179.00**



WATER TRANSPORT:  
WATER WAY  
PASSENGER  
TRANSPORTATION

**N640.00**

### YoY % & MoM %



BUS JOURNEY  
WITHIN CITY,  
PER DROP  
CONSTANT ROUTE

**YoY % = 55.48**  
**MoM % = 3.18**



BUS JOURNEY  
INTERCITY,  
STATE ROUTE,  
CHARGE PER PERSON

**YoY % = 24.21**  
**MoM % = 2.61**



AIR FARE CHARGE  
FOR SPECIFIED  
ROUTES SINGLE  
JOURNEY

**YoY % = 0.62**  
**MoM % = 0.00**



JOURNEY BY  
MOTORCYCLE  
(OKADA)  
PER DROP

**YoY % = 20.78**  
**MoM % = 3.91**



WATER TRANSPORT:  
WATER WAY  
PASSENGER  
TRANSPORTATION

**YoY % = 29.27**  
**MoM % = 1.09**

# TRANSPORT FARE WATCH - JUNE 2020

## Average Transport Fare by Categories -Gombe State



### JUNE 2020



BUS JOURNEY  
WITHIN CITY,  
PER DROP  
CONSTANT ROUTE

**N183.00**



BUS JOURNEY  
INTERCITY,  
STATE ROUTE,  
CHARGE PER PERSON

**N1689.00**



AIR FARE CHARGE  
FOR SPECIFIED  
ROUTES SINGLE  
JOURNEY

**N25700.00**



JOURNEY BY  
MOTORCYCLE  
(OKADA)  
PER DROP

**N97.00**



WATER TRANSPORT:  
WATER WAY  
PASSENGER  
TRANSPORTATION

**N196.00**

### MAY 2020



BUS JOURNEY  
WITHIN CITY,  
PER DROP  
CONSTANT ROUTE

**N180.00**



BUS JOURNEY  
INTERCITY,  
STATE ROUTE,  
CHARGE PER PERSON

**N1685.00**



AIR FARE CHARGE  
FOR SPECIFIED  
ROUTES SINGLE  
JOURNEY

**N25700.00**



JOURNEY BY  
MOTORCYCLE  
(OKADA)  
PER DROP

**N94.00**



WATER TRANSPORT:  
WATER WAY  
PASSENGER  
TRANSPORTATION

**N193.00**

### YoY % & MoM %



BUS JOURNEY  
WITHIN CITY,  
PER DROP  
CONSTANT ROUTE

**YoY % = 27.97**  
**MoM % = 1.67**



BUS JOURNEY  
INTERCITY,  
STATE ROUTE,  
CHARGE PER PERSON

**YoY % = 8.97**  
**MoM % = 0.24**



AIR FARE CHARGE  
FOR SPECIFIED  
ROUTES SINGLE  
JOURNEY

**YoY % = -1.15**  
**MoM % = 0.00**



JOURNEY BY  
MOTORCYCLE  
(OKADA)  
PER DROP

**YoY % = 24.36**  
**MoM % = 3.19**



WATER TRANSPORT:  
WATER WAY  
PASSENGER  
TRANSPORTATION

**YoY % = 8.89**  
**MoM % = 1.55**



# TRANSPORT FARE WATCH - JUNE 2020

## Average Transport Fare by Categories -Imo State



### JUNE 2020



BUS JOURNEY  
WITHIN CITY,  
PER DROP  
CONSTANT ROUTE

**N190.00**



BUS JOURNEY  
INTERCITY,  
STATE ROUTE,  
CHARGE PER PERSON

**N1922.00**



AIR FARE CHARGE  
FOR SPECIFIED  
ROUTES SINGLE  
JOURNEY

**N33000.00**



JOURNEY BY  
MOTORCYCLE  
(OKADA)  
PER DROP

**N210.00**



WATER TRANSPORT:  
WATER WAY  
PASSENGER  
TRANSPORTATION

**N538.00**

### MAY 2020



BUS JOURNEY  
WITHIN CITY,  
PER DROP  
CONSTANT ROUTE

**N186.00**



BUS JOURNEY  
INTERCITY,  
STATE ROUTE,  
CHARGE PER PERSON

**N1920.00**



AIR FARE CHARGE  
FOR SPECIFIED  
ROUTES SINGLE  
JOURNEY

**N33000.00**



JOURNEY BY  
MOTORCYCLE  
(OKADA)  
PER DROP

**N199.00**



WATER TRANSPORT:  
WATER WAY  
PASSENGER  
TRANSPORTATION

**N534.00**

### YoY % & MoM %



BUS JOURNEY  
WITHIN CITY,  
PER DROP  
CONSTANT ROUTE

**YoY % = 31.03**  
**MoM % = 2.15**



BUS JOURNEY  
INTERCITY,  
STATE ROUTE,  
CHARGE PER PERSON

**YoY % = 23.60**  
**MoM % = 0.10**



AIR FARE CHARGE  
FOR SPECIFIED  
ROUTES SINGLE  
JOURNEY

**YoY % = 1.54**  
**MoM % = 0.00**



JOURNEY BY  
MOTORCYCLE  
(OKADA)  
PER DROP

**YoY % = 31.25**  
**MoM % = 5.53**



WATER TRANSPORT:  
WATER WAY  
PASSENGER  
TRANSPORTATION

**YoY % = 20.90**  
**MoM % = 0.75**

# TRANSPORT FARE WATCH - JUNE 2020

## Average Transport Fare by Categories -Jigawa State



### JUNE 2020



BUS JOURNEY  
WITHIN CITY,  
PER DROP  
CONSTANT ROUTE

**N194.00**



BUS JOURNEY  
INTERCITY,  
STATE ROUTE,  
CHARGE PER PERSON

**N1578.00**



AIR FARE CHARGE  
FOR SPECIFIED  
ROUTES SINGLE  
JOURNEY

**N35400.00**



JOURNEY BY  
MOTORCYCLE  
(OKADA)  
PER DROP

**N100.00**



WATER TRANSPORT:  
WATER WAY  
PASSENGER  
TRANSPORTATION

**N624.00**

### MAY 2020



BUS JOURNEY  
WITHIN CITY,  
PER DROP  
CONSTANT ROUTE

**N190.00**



BUS JOURNEY  
INTERCITY,  
STATE ROUTE,  
CHARGE PER PERSON

**N1530.00**



AIR FARE CHARGE  
FOR SPECIFIED  
ROUTES SINGLE  
JOURNEY

**N35400.00**



JOURNEY BY  
MOTORCYCLE  
(OKADA)  
PER DROP

**N100.00**



WATER TRANSPORT:  
WATER WAY  
PASSENGER  
TRANSPORTATION

**N620.00**

### YoY % & MoM %



BUS JOURNEY  
WITHIN CITY,  
PER DROP  
CONSTANT ROUTE

**YoY % = 32.88**  
**MoM % = 2.11**



BUS JOURNEY  
INTERCITY,  
STATE ROUTE,  
CHARGE PER PERSON

**YoY % = 14.76**  
**MoM % = 3.14**



AIR FARE CHARGE  
FOR SPECIFIED  
ROUTES SINGLE  
JOURNEY

**YoY % = 1.14**  
**MoM % = 0.00**



JOURNEY BY  
MOTORCYCLE  
(OKADA)  
PER DROP

**YoY % = 72.41**  
**MoM % = 0.00**



WATER TRANSPORT:  
WATER WAY  
PASSENGER  
TRANSPORTATION

**YoY % = 22.35**  
**MoM % = 0.65**

# TRANSPORT FARE WATCH - JUNE 2020

## Average Transport Fare by Categories -Kaduna State



### JUNE 2020



BUS JOURNEY  
WITHIN CITY,  
PER DROP  
CONSTANT ROUTE

**N198.00**



BUS JOURNEY  
INTERCITY,  
STATE ROUTE,  
CHARGE PER PERSON

**N1486.00**



AIR FARE CHARGE  
FOR SPECIFIED  
ROUTES SINGLE  
JOURNEY

**N32500.00**



JOURNEY BY  
MOTORCYCLE  
(OKADA)  
PER DROP

**N100.00**



WATER TRANSPORT:  
WATER WAY  
PASSENGER  
TRANSPORTATION

**N330.00**

### MAY 2020



BUS JOURNEY  
WITHIN CITY,  
PER DROP  
CONSTANT ROUTE

**N195.00**



BUS JOURNEY  
INTERCITY,  
STATE ROUTE,  
CHARGE PER PERSON

**N1432.00**



AIR FARE CHARGE  
FOR SPECIFIED  
ROUTES SINGLE  
JOURNEY

**N32500.00**



JOURNEY BY  
MOTORCYCLE  
(OKADA)  
PER DROP

**N99.00**



WATER TRANSPORT:  
WATER WAY  
PASSENGER  
TRANSPORTATION

**N330.00**

### YoY % & MoM %



BUS JOURNEY  
WITHIN CITY,  
PER DROP  
CONSTANT ROUTE

**YoY % = 13.14**  
**MoM % = 1.54**



BUS JOURNEY  
INTERCITY,  
STATE ROUTE,  
CHARGE PER PERSON

**YoY % = 10.07**  
**MoM % = 3.77**



AIR FARE CHARGE  
FOR SPECIFIED  
ROUTES SINGLE  
JOURNEY

**YoY % = 0.62**  
**MoM % = 0.00**



JOURNEY BY  
MOTORCYCLE  
(OKADA)  
PER DROP

**YoY % = 33.33**  
**MoM % = 1.01**



WATER TRANSPORT:  
WATER WAY  
PASSENGER  
TRANSPORTATION

**YoY % = 6.45**  
**MoM % = 0.00**

# TRANSPORT FARE WATCH - JUNE 2020

## Average Transport Fare by Categories -Kano State



### JUNE 2020



BUS JOURNEY  
WITHIN CITY,  
PER DROP  
CONSTANT ROUTE

**N198.00**



BUS JOURNEY  
INTERCITY,  
STATE ROUTE,  
CHARGE PER PERSON

**N1237.00**



AIR FARE CHARGE  
FOR SPECIFIED  
ROUTES SINGLE  
JOURNEY

**N25500.00**



JOURNEY BY  
MOTORCYCLE  
(OKADA)  
PER DROP

**N98.00**



WATER TRANSPORT:  
WATER WAY  
PASSENGER  
TRANSPORTATION

**N420.00**

### MAY 2020



BUS JOURNEY  
WITHIN CITY,  
PER DROP  
CONSTANT ROUTE

**N194.00**



BUS JOURNEY  
INTERCITY,  
STATE ROUTE,  
CHARGE PER PERSON

**N1235.00**



AIR FARE CHARGE  
FOR SPECIFIED  
ROUTES SINGLE  
JOURNEY

**N25500.00**



JOURNEY BY  
MOTORCYCLE  
(OKADA)  
PER DROP

**N92.00**



WATER TRANSPORT:  
WATER WAY  
PASSENGER  
TRANSPORTATION

**N415.00**

### YoY % & MoM %



BUS JOURNEY  
WITHIN CITY,  
PER DROP  
CONSTANT ROUTE

**YoY % = 27.74**  
**MoM % = 2.06**



BUS JOURNEY  
INTERCITY,  
STATE ROUTE,  
CHARGE PER PERSON

**YoY % = 23.70**  
**MoM % = 0.16**



AIR FARE CHARGE  
FOR SPECIFIED  
ROUTES SINGLE  
JOURNEY

**YoY % = -3.59**  
**MoM % = 0.00**



JOURNEY BY  
MOTORCYCLE  
(OKADA)  
PER DROP

**YoY % = 30.67**  
**MoM % = 6.52**



WATER TRANSPORT:  
WATER WAY  
PASSENGER  
TRANSPORTATION

**YoY % = 27.27**  
**MoM % = 1.20**

# TRANSPORT FARE WATCH - JUNE 2020

## Average Transport Fare by Categories -Katsina State



### JUNE 2020



BUS JOURNEY  
WITHIN CITY,  
PER DROP  
CONSTANT ROUTE

**N255.00**



BUS JOURNEY  
INTERCITY,  
STATE ROUTE,  
CHARGE PER PERSON

**N1980.00**



AIR FARE CHARGE  
FOR SPECIFIED  
ROUTES SINGLE  
JOURNEY

**N25000.00**



JOURNEY BY  
MOTORCYCLE  
(OKADA)  
PER DROP

**N79.00**



WATER TRANSPORT:  
WATER WAY  
PASSENGER  
TRANSPORTATION

**N467.00**

### MAY 2020



BUS JOURNEY  
WITHIN CITY,  
PER DROP  
CONSTANT ROUTE

**N248.00**



BUS JOURNEY  
INTERCITY,  
STATE ROUTE,  
CHARGE PER PERSON

**N1970.00**



AIR FARE CHARGE  
FOR SPECIFIED  
ROUTES SINGLE  
JOURNEY

**N25000.00**



JOURNEY BY  
MOTORCYCLE  
(OKADA)  
PER DROP

**N73.00**



WATER TRANSPORT:  
WATER WAY  
PASSENGER  
TRANSPORTATION

**N454.00**

### YoY % & MoM %



BUS JOURNEY  
WITHIN CITY,  
PER DROP  
CONSTANT ROUTE

**YoY % = 33.51**  
**MoM % = 2.82**



BUS JOURNEY  
INTERCITY,  
STATE ROUTE,  
CHARGE PER PERSON

**YoY % = 10.74**  
**MoM % = 0.51**



AIR FARE CHARGE  
FOR SPECIFIED  
ROUTES SINGLE  
JOURNEY

**YoY % = 2.04**  
**MoM % = 0.00**



JOURNEY BY  
MOTORCYCLE  
(OKADA)  
PER DROP

**YoY % = 36.21**  
**MoM % = 8.22**



WATER TRANSPORT:  
WATER WAY  
PASSENGER  
TRANSPORTATION

**YoY % = 12.53**  
**MoM % = 2.86**

# TRANSPORT FARE WATCH - JUNE 2020

## Average Transport Fare by Categories -Kebbi State



### JUNE 2020



BUS JOURNEY  
WITHIN CITY,  
PER DROP  
CONSTANT ROUTE

**N153.00**



BUS JOURNEY  
INTERCITY,  
STATE ROUTE,  
CHARGE PER PERSON

**N1948.00**



AIR FARE CHARGE  
FOR SPECIFIED  
ROUTES SINGLE  
JOURNEY

**N32400.00**



JOURNEY BY  
MOTORCYCLE  
(OKADA)  
PER DROP

**N86.00**



WATER TRANSPORT:  
WATER WAY  
PASSENGER  
TRANSPORTATION

**N257.00**

### MAY 2020



BUS JOURNEY  
WITHIN CITY,  
PER DROP  
CONSTANT ROUTE

**N150.00**



BUS JOURNEY  
INTERCITY,  
STATE ROUTE,  
CHARGE PER PERSON

**N1946.00**



AIR FARE CHARGE  
FOR SPECIFIED  
ROUTES SINGLE  
JOURNEY

**N32400.00**



JOURNEY BY  
MOTORCYCLE  
(OKADA)  
PER DROP

**N82.00**



WATER TRANSPORT:  
WATER WAY  
PASSENGER  
TRANSPORTATION

**N253.00**

### YoY % & MoM %



BUS JOURNEY  
WITHIN CITY,  
PER DROP  
CONSTANT ROUTE

**YoY % = -38.55**  
**MoM % = 2.00**



BUS JOURNEY  
INTERCITY,  
STATE ROUTE,  
CHARGE PER PERSON

**YoY % = 16.30**  
**MoM % = 0.10**



AIR FARE CHARGE  
FOR SPECIFIED  
ROUTES SINGLE  
JOURNEY

**YoY % = 4.52**  
**MoM % = 0.00**



JOURNEY BY  
MOTORCYCLE  
(OKADA)  
PER DROP

**YoY % = 39.84**  
**MoM % = 4.88**



WATER TRANSPORT:  
WATER WAY  
PASSENGER  
TRANSPORTATION

**YoY % = 15.77**  
**MoM % = 1.58**

# TRANSPORT FARE WATCH - JUNE 2020

## Average Transport Fare by Categories -Kogi State



### JUNE 2020



BUS JOURNEY  
WITHIN CITY,  
PER DROP  
CONSTANT ROUTE

**N258.00**



BUS JOURNEY  
INTERCITY,  
STATE ROUTE,  
CHARGE PER PERSON

**N2100.00**



AIR FARE CHARGE  
FOR SPECIFIED  
ROUTES SINGLE  
JOURNEY

**N31250.00**



JOURNEY BY  
MOTORCYCLE  
(OKADA)  
PER DROP

**N260.00**



WATER TRANSPORT:  
WATER WAY  
PASSENGER  
TRANSPORTATION

**N620.00**

### MAY 2020



BUS JOURNEY  
WITHIN CITY,  
PER DROP  
CONSTANT ROUTE

**N255.00**



BUS JOURNEY  
INTERCITY,  
STATE ROUTE,  
CHARGE PER PERSON

**N2075.00**



AIR FARE CHARGE  
FOR SPECIFIED  
ROUTES SINGLE  
JOURNEY

**N31250.00**



JOURNEY BY  
MOTORCYCLE  
(OKADA)  
PER DROP

**N240.00**



WATER TRANSPORT:  
WATER WAY  
PASSENGER  
TRANSPORTATION

**N559.00**

### YoY % & MoM %



BUS JOURNEY  
WITHIN CITY,  
PER DROP  
CONSTANT ROUTE

**YoY % = 32.06**  
**MoM % = 1.18**



BUS JOURNEY  
INTERCITY,  
STATE ROUTE,  
CHARGE PER PERSON

**YoY % = 7.69**  
**MoM % = 1.20**



AIR FARE CHARGE  
FOR SPECIFIED  
ROUTES SINGLE  
JOURNEY

**YoY % = 4.17**  
**MoM % = 0.00**



JOURNEY BY  
MOTORCYCLE  
(OKADA)  
PER DROP

**YoY % = 44.44**  
**MoM % = 8.33**



WATER TRANSPORT:  
WATER WAY  
PASSENGER  
TRANSPORTATION

**YoY % = 12.73**  
**MoM % = 10.91**

# TRANSPORT FARE WATCH - JUNE 2020

## Average Transport Fare by Categories -Kwara State



### JUNE 2020



BUS JOURNEY  
WITHIN CITY,  
PER DROP  
CONSTANT ROUTE

**N173.00**



BUS JOURNEY  
INTERCITY,  
STATE ROUTE,  
CHARGE PER PERSON

**N1865.00**



AIR FARE CHARGE  
FOR SPECIFIED  
ROUTES SINGLE  
JOURNEY

**N33500.00**



JOURNEY BY  
MOTORCYCLE  
(OKADA)  
PER DROP

**N217.00**



WATER TRANSPORT:  
WATER WAY  
PASSENGER  
TRANSPORTATION

**N700.00**

### MAY 2020



BUS JOURNEY  
WITHIN CITY,  
PER DROP  
CONSTANT ROUTE

**N170.00**



BUS JOURNEY  
INTERCITY,  
STATE ROUTE,  
CHARGE PER PERSON

**N1863.00**



AIR FARE CHARGE  
FOR SPECIFIED  
ROUTES SINGLE  
JOURNEY

**N33500.00**



JOURNEY BY  
MOTORCYCLE  
(OKADA)  
PER DROP

**N210.00**



WATER TRANSPORT:  
WATER WAY  
PASSENGER  
TRANSPORTATION

**N680.00**

### YoY % & MoM %



BUS JOURNEY  
WITHIN CITY,  
PER DROP  
CONSTANT ROUTE

**YoY % = 13.82**  
**MoM % = 1.76**



BUS JOURNEY  
INTERCITY,  
STATE ROUTE,  
CHARGE PER PERSON

**YoY % = 3.04**  
**MoM % = 0.11**



AIR FARE CHARGE  
FOR SPECIFIED  
ROUTES SINGLE  
JOURNEY

**YoY % = -4.29**  
**MoM % = 0.00**



JOURNEY BY  
MOTORCYCLE  
(OKADA)  
PER DROP

**YoY % = 28.40**  
**MoM % = 3.33**



WATER TRANSPORT:  
WATER WAY  
PASSENGER  
TRANSPORTATION

**YoY % = 20.69**  
**MoM % = 2.94**



# TRANSPORT FARE WATCH - JUNE 2020

## Average Transport Fare by Categories -Lagos State



### JUNE 2020



BUS JOURNEY  
WITHIN CITY,  
PER DROP  
CONSTANT ROUTE

**N324.00**



BUS JOURNEY  
INTERCITY,  
STATE ROUTE,  
CHARGE PER PERSON

**N2500.00**



AIR FARE CHARGE  
FOR SPECIFIED  
ROUTES SINGLE  
JOURNEY

**N33600.00**



JOURNEY BY  
MOTORCYCLE  
(OKADA)  
PER DROP

**N248.00**



WATER TRANSPORT:  
WATER WAY  
PASSENGER  
TRANSPORTATION

**N570.00**

### MAY 2020



BUS JOURNEY  
WITHIN CITY,  
PER DROP  
CONSTANT ROUTE

**N320.00**



BUS JOURNEY  
INTERCITY,  
STATE ROUTE,  
CHARGE PER PERSON

**N2450.00**



AIR FARE CHARGE  
FOR SPECIFIED  
ROUTES SINGLE  
JOURNEY

**N33600.00**



JOURNEY BY  
MOTORCYCLE  
(OKADA)  
PER DROP

**N242.00**



WATER TRANSPORT:  
WATER WAY  
PASSENGER  
TRANSPORTATION

**N564.00**

### YoY % & MoM %



BUS JOURNEY  
WITHIN CITY,  
PER DROP  
CONSTANT ROUTE

**YoY % = 32.24**  
**MoM % = 1.25**



BUS JOURNEY  
INTERCITY,  
STATE ROUTE,  
CHARGE PER PERSON

**YoY % = 11.11**  
**MoM % = 2.04**



AIR FARE CHARGE  
FOR SPECIFIED  
ROUTES SINGLE  
JOURNEY

**YoY % = 0.60**  
**MoM % = 0.00**



JOURNEY BY  
MOTORCYCLE  
(OKADA)  
PER DROP

**YoY % = 45.88**  
**MoM % = 2.48**



WATER TRANSPORT:  
WATER WAY  
PASSENGER  
TRANSPORTATION

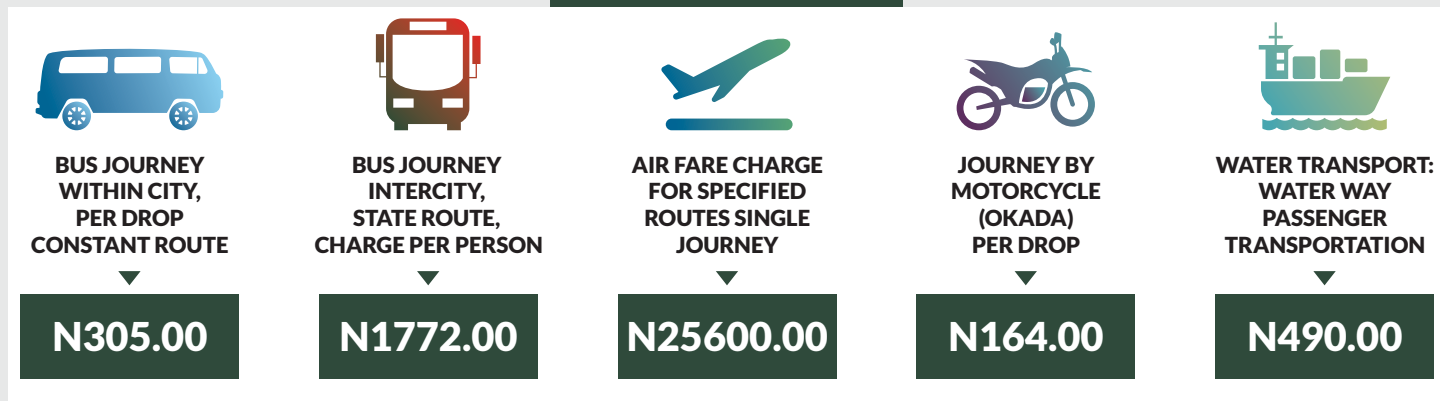
**YoY % = 22.79**  
**MoM % = 1.06**

# TRANSPORT FARE WATCH - JUNE 2020

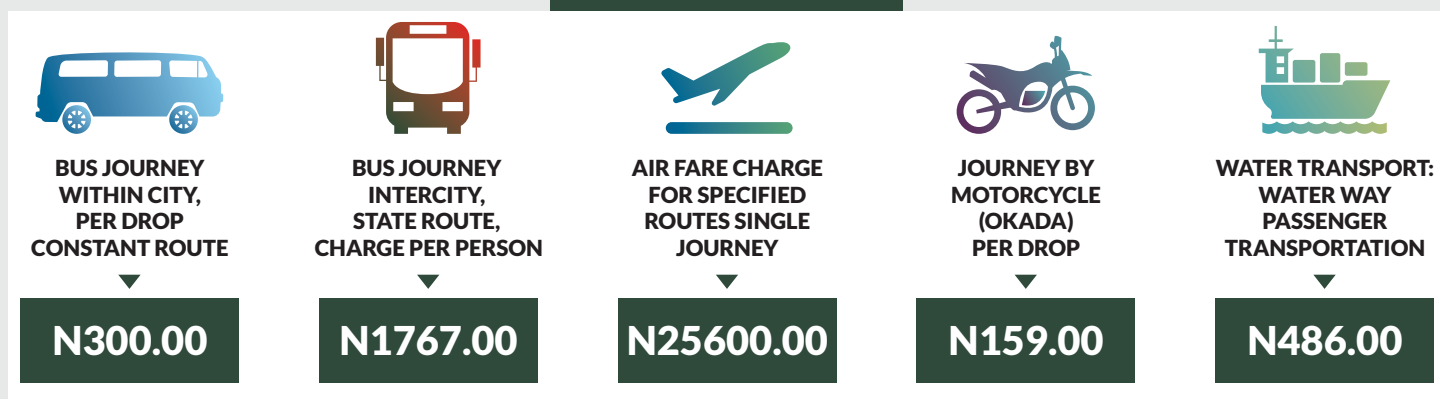
## Average Transport Fare by Categories -Nasarawa State



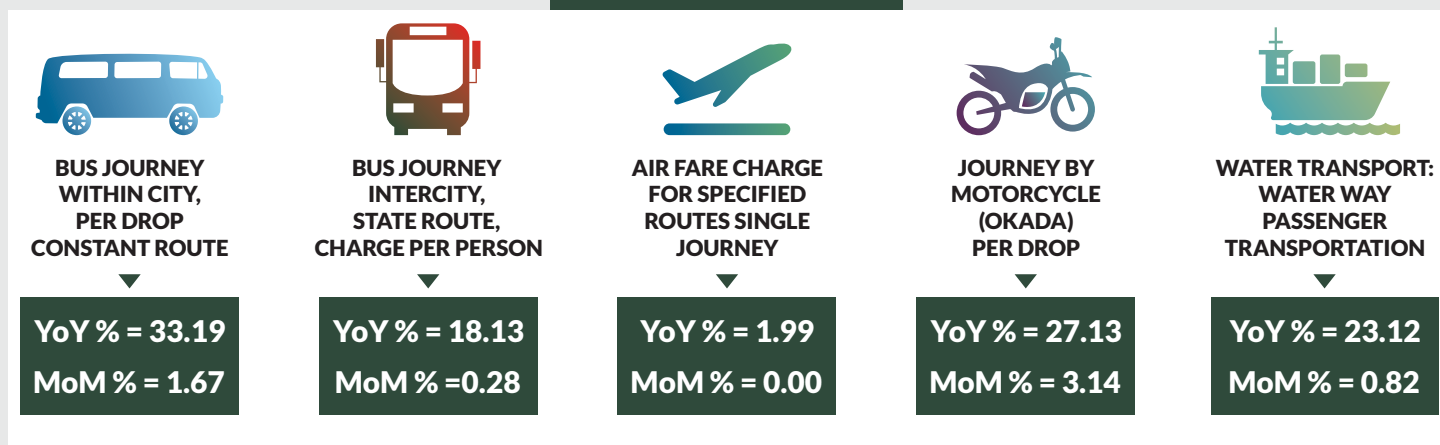
### JUNE 2020



### MAY 2020



### YoY % & MoM %

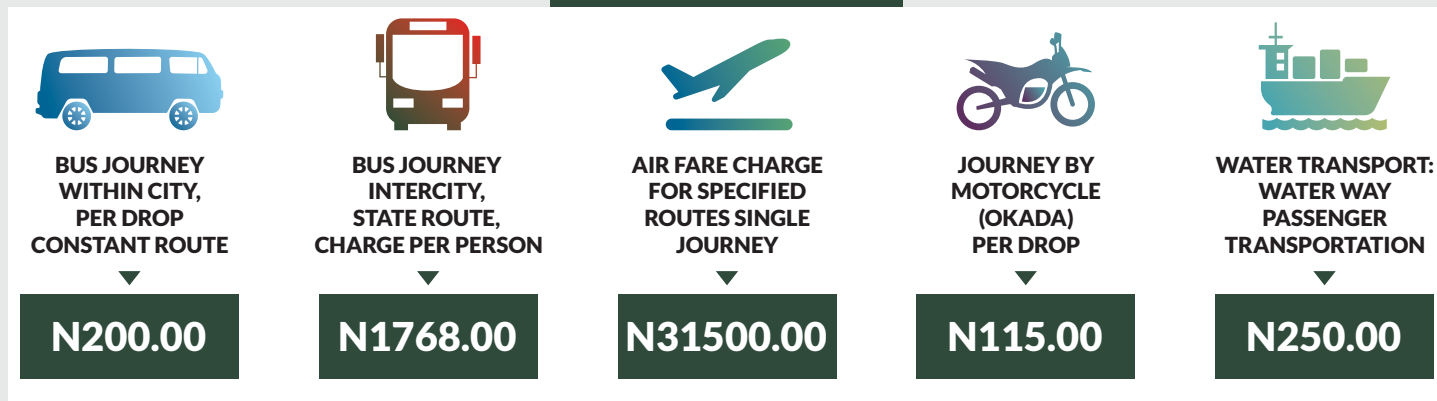


# TRANSPORT FARE WATCH - JUNE 2020

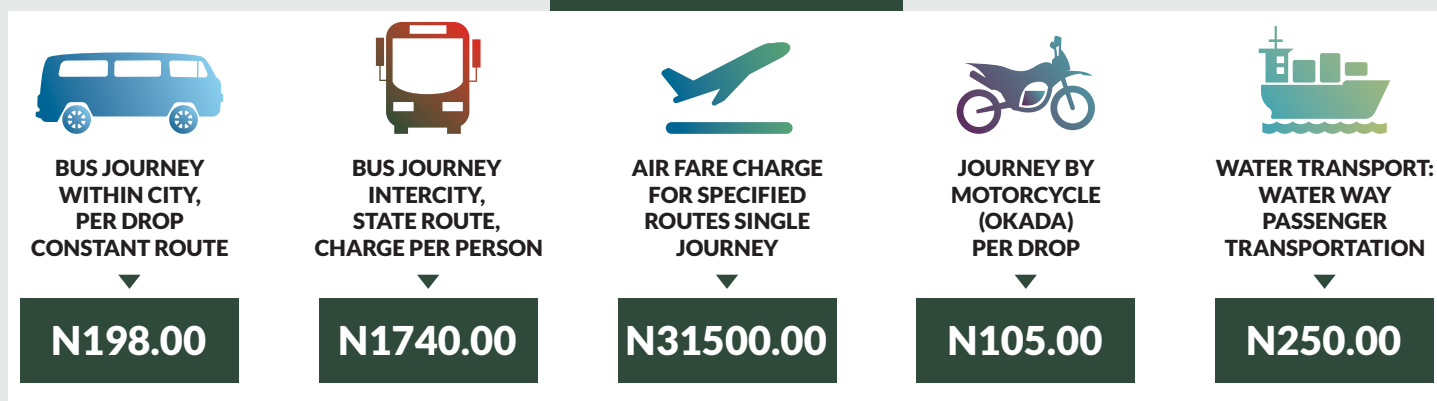
## Average Transport Fare by Categories -Niger State



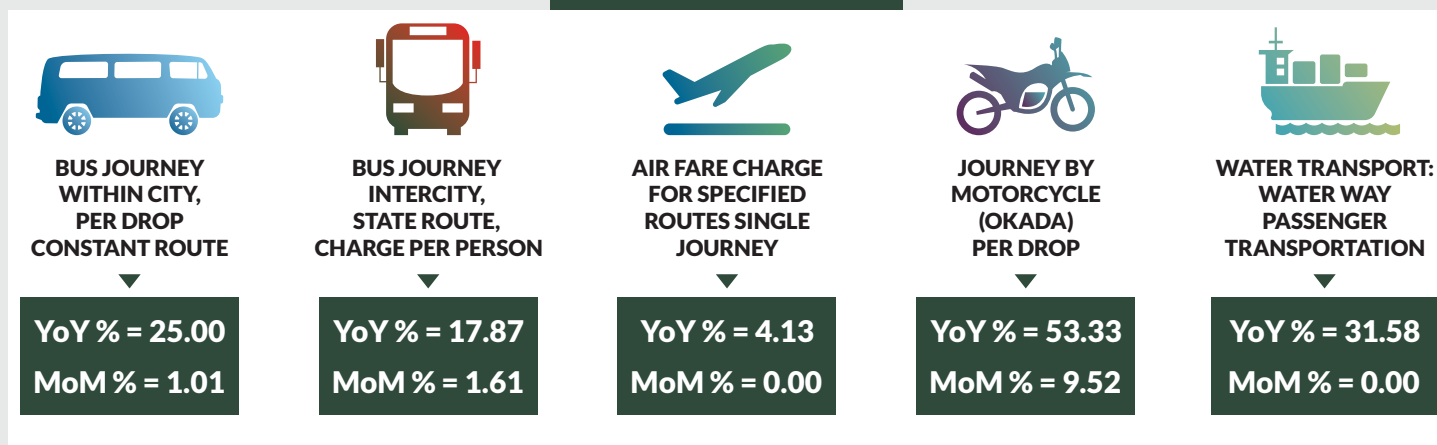
### JUNE 2020



### MAY 2020



### YoY % & MoM %

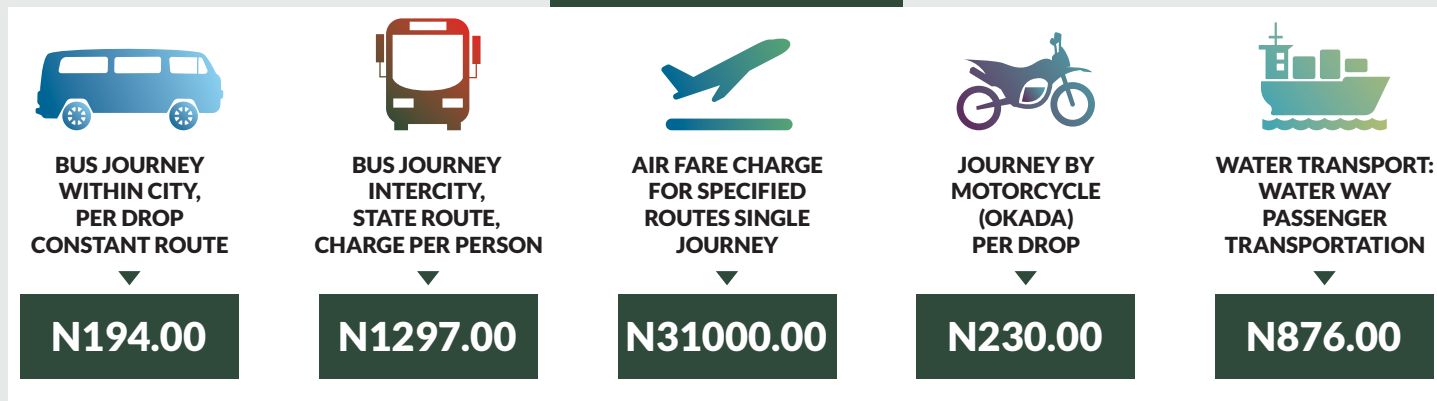


# TRANSPORT FARE WATCH - JUNE 2020

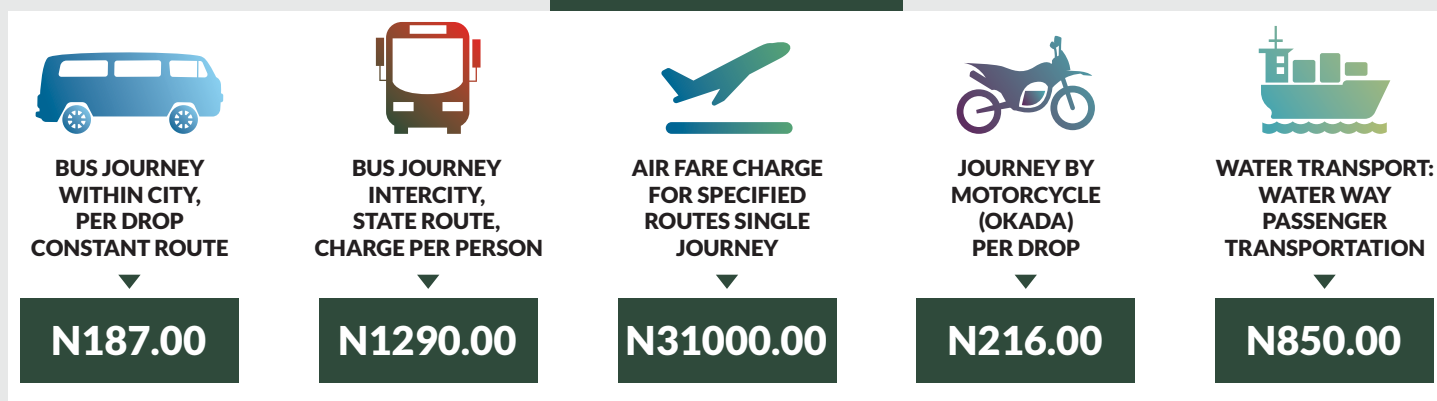
## Average Transport Fare by Categories -Ogun State



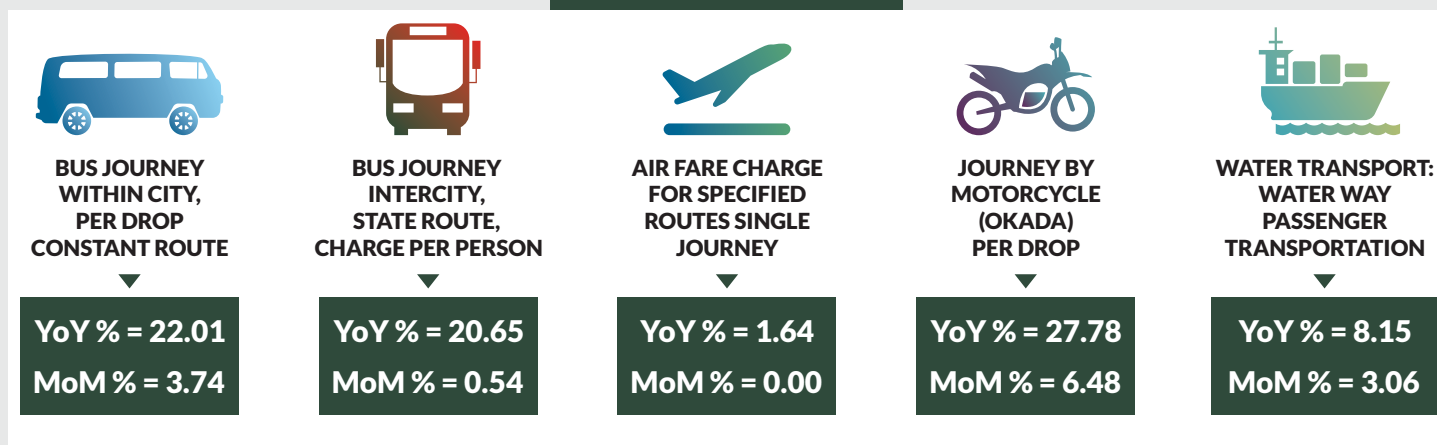
### JUNE 2020



### MAY 2020



### YoY % & MoM %

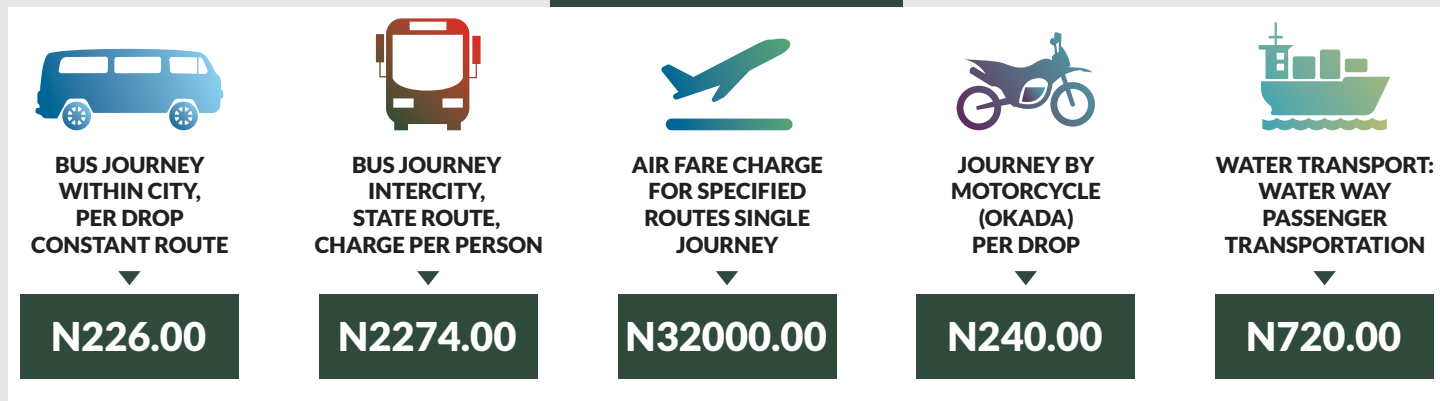


# TRANSPORT FARE WATCH - JUNE 2020

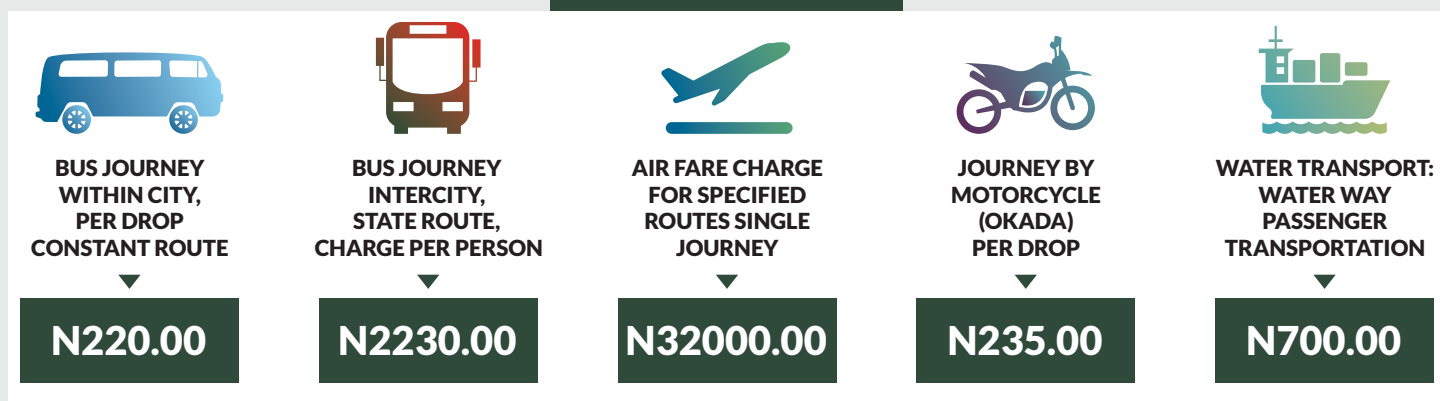
## Average Transport Fare by Categories -Ondo State



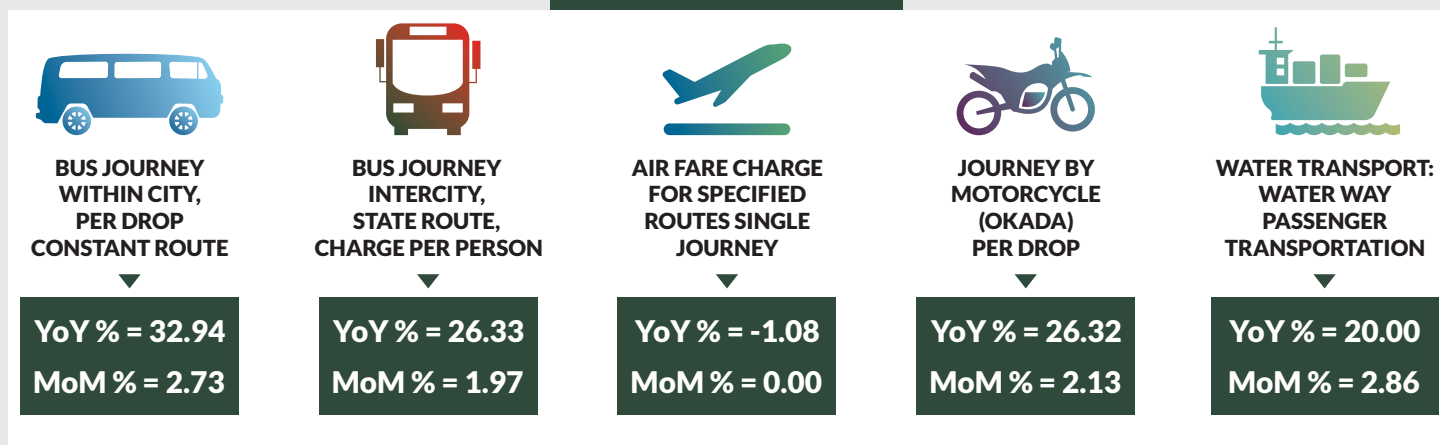
### JUNE 2020



### MAY 2020



### YoY % & MoM %



# TRANSPORT FARE WATCH - JUNE 2020

## Average Transport Fare by Categories -Osun State



### JUNE 2020



BUS JOURNEY  
WITHIN CITY,  
PER DROP  
CONSTANT ROUTE

**N194.00**



BUS JOURNEY  
INTERCITY,  
STATE ROUTE,  
CHARGE PER PERSON

**N1276.00**



AIR FARE CHARGE  
FOR SPECIFIED  
ROUTES SINGLE  
JOURNEY

**N25700.00**



JOURNEY BY  
MOTORCYCLE  
(OKADA)  
PER DROP

**N183.00**



WATER TRANSPORT:  
WATER WAY  
PASSENGER  
TRANSPORTATION

**N550.00**

### MAY 2020



BUS JOURNEY  
WITHIN CITY,  
PER DROP  
CONSTANT ROUTE

**N186.00**



BUS JOURNEY  
INTERCITY,  
STATE ROUTE,  
CHARGE PER PERSON

**N1247.00**



AIR FARE CHARGE  
FOR SPECIFIED  
ROUTES SINGLE  
JOURNEY

**N25700.00**



JOURNEY BY  
MOTORCYCLE  
(OKADA)  
PER DROP

**N179.00**



WATER TRANSPORT:  
WATER WAY  
PASSENGER  
TRANSPORTATION

**N500.00**

### YoY % & MoM %



BUS JOURNEY  
WITHIN CITY,  
PER DROP  
CONSTANT ROUTE

YoY % = 21.25  
MoM % = 4.30



BUS JOURNEY  
INTERCITY,  
STATE ROUTE,  
CHARGE PER PERSON

YoY % = 17.60  
MoM % = 2.33



AIR FARE CHARGE  
FOR SPECIFIED  
ROUTES SINGLE  
JOURNEY

YoY % = 2.39  
MoM % = 0.00



JOURNEY BY  
MOTORCYCLE  
(OKADA)  
PER DROP

YoY % = 14.38  
MoM % = 2.23



WATER TRANSPORT:  
WATER WAY  
PASSENGER  
TRANSPORTATION

YoY % = 20.88  
MoM % = 10.00

# TRANSPORT FARE WATCH - JUNE 2020

## Average Transport Fare by Categories -Oyo State



### JUNE 2020



BUS JOURNEY  
WITHIN CITY,  
PER DROP  
CONSTANT ROUTE

**N245.00**



BUS JOURNEY  
INTERCITY,  
STATE ROUTE,  
CHARGE PER PERSON

**N1789.00**



AIR FARE CHARGE  
FOR SPECIFIED  
ROUTES SINGLE  
JOURNEY

**N25765.00**



JOURNEY BY  
MOTORCYCLE  
(OKADA)  
PER DROP

**N100.00**



WATER TRANSPORT:  
WATER WAY  
PASSENGER  
TRANSPORTATION

**N500.00**

### MAY 2020



BUS JOURNEY  
WITHIN CITY,  
PER DROP  
CONSTANT ROUTE

**N227.00**



BUS JOURNEY  
INTERCITY,  
STATE ROUTE,  
CHARGE PER PERSON

**N1750.00**



AIR FARE CHARGE  
FOR SPECIFIED  
ROUTES SINGLE  
JOURNEY

**N25765.00**



JOURNEY BY  
MOTORCYCLE  
(OKADA)  
PER DROP

**N96.00**



WATER TRANSPORT:  
WATER WAY  
PASSENGER  
TRANSPORTATION

**N500.00**

### YoY % & MoM %



BUS JOURNEY  
WITHIN CITY,  
PER DROP  
CONSTANT ROUTE

**YoY % = 34.62**  
**MoM % = 7.93**



BUS JOURNEY  
INTERCITY,  
STATE ROUTE,  
CHARGE PER PERSON

**YoY % = 15.42**  
**MoM % = 2.23**



AIR FARE CHARGE  
FOR SPECIFIED  
ROUTES SINGLE  
JOURNEY

**YoY % = 3.06**  
**MoM % = 0.00**



JOURNEY BY  
MOTORCYCLE  
(OKADA)  
PER DROP

**YoY % = 44.72**  
**MoM % = 4.17**



WATER TRANSPORT:  
WATER WAY  
PASSENGER  
TRANSPORTATION

**YoY % = 11.11**  
**MoM % = 0.00**

# TRANSPORT FARE WATCH - JUNE 2020

## Average Transport Fare by Categories -Plateau State



### JUNE 2020



BUS JOURNEY  
WITHIN CITY,  
PER DROP  
CONSTANT ROUTE

**N255.00**



BUS JOURNEY  
INTERCITY,  
STATE ROUTE,  
CHARGE PER PERSON

**N2387.00**



AIR FARE CHARGE  
FOR SPECIFIED  
ROUTES SINGLE  
JOURNEY

**N27900.00**



JOURNEY BY  
MOTORCYCLE  
(OKADA)  
PER DROP

**N125.00**



WATER TRANSPORT:  
WATER WAY  
PASSENGER  
TRANSPORTATION

**N420.00**

### MAY 2020



BUS JOURNEY  
WITHIN CITY,  
PER DROP  
CONSTANT ROUTE

**N248.00**



BUS JOURNEY  
INTERCITY,  
STATE ROUTE,  
CHARGE PER PERSON

**N2350.00**



AIR FARE CHARGE  
FOR SPECIFIED  
ROUTES SINGLE  
JOURNEY

**N27900.00**



JOURNEY BY  
MOTORCYCLE  
(OKADA)  
PER DROP

**N120.00**



WATER TRANSPORT:  
WATER WAY  
PASSENGER  
TRANSPORTATION

**N390.00**

### YoY % & MoM %



BUS JOURNEY  
WITHIN CITY,  
PER DROP  
CONSTANT ROUTE

**YoY % = 41.67**  
**MoM % = 2.82**



BUS JOURNEY  
INTERCITY,  
STATE ROUTE,  
CHARGE PER PERSON

**YoY % = 13.13**  
**MoM % = 1.57**



AIR FARE CHARGE  
FOR SPECIFIED  
ROUTES SINGLE  
JOURNEY

**YoY % = 0.54**  
**MoM % = 0.00**



JOURNEY BY  
MOTORCYCLE  
(OKADA)  
PER DROP

**YoY % = 52.44**  
**MoM % = 4.17**



WATER TRANSPORT:  
WATER WAY  
PASSENGER  
TRANSPORTATION

**YoY % = 33.33**  
**MoM % = 7.69**



# TRANSPORT FARE WATCH - JUNE 2020

## Average Transport Fare by Categories -Rivers State



### JUNE 2020



BUS JOURNEY  
WITHIN CITY,  
PER DROP  
CONSTANT ROUTE

**N162.00**



BUS JOURNEY  
INTERCITY,  
STATE ROUTE,  
CHARGE PER PERSON

**N1782.00**



AIR FARE CHARGE  
FOR SPECIFIED  
ROUTES SINGLE  
JOURNEY

**N35000.00**



JOURNEY BY  
MOTORCYCLE  
(OKADA)  
PER DROP

**N264.00**



WATER TRANSPORT:  
WATER WAY  
PASSENGER  
TRANSPORTATION

**N1879.00**

### MAY 2020



BUS JOURNEY  
WITHIN CITY,  
PER DROP  
CONSTANT ROUTE

**N157.00**



BUS JOURNEY  
INTERCITY,  
STATE ROUTE,  
CHARGE PER PERSON

**N1740.00**



AIR FARE CHARGE  
FOR SPECIFIED  
ROUTES SINGLE  
JOURNEY

**N35000.00**



JOURNEY BY  
MOTORCYCLE  
(OKADA)  
PER DROP

**N255.00**



WATER TRANSPORT:  
WATER WAY  
PASSENGER  
TRANSPORTATION

**N1840.00**

### YoY % & MoM %



BUS JOURNEY  
WITHIN CITY,  
PER DROP  
CONSTANT ROUTE

**YoY % = 15.71**  
**MoM % = 3.18**



BUS JOURNEY  
INTERCITY,  
STATE ROUTE,  
CHARGE PER PERSON

**YoY % = 19.60**  
**MoM % = 2.41**



AIR FARE CHARGE  
FOR SPECIFIED  
ROUTES SINGLE  
JOURNEY

**YoY % = 0.00**  
**MoM % = 0.00**



JOURNEY BY  
MOTORCYCLE  
(OKADA)  
PER DROP

**YoY % = 35.38**  
**MoM % = 3.53**



WATER TRANSPORT:  
WATER WAY  
PASSENGER  
TRANSPORTATION

**YoY % = 7.37**  
**MoM % = 2.12**

# TRANSPORT FARE WATCH - JUNE 2020

## Average Transport Fare by Categories -Sokoto State



### JUNE 2020



BUS JOURNEY  
WITHIN CITY,  
PER DROP  
CONSTANT ROUTE

**N177.00**



BUS JOURNEY  
INTERCITY,  
STATE ROUTE,  
CHARGE PER PERSON

**N2275.00**



AIR FARE CHARGE  
FOR SPECIFIED  
ROUTES SINGLE  
JOURNEY

**N22500.00**



JOURNEY BY  
MOTORCYCLE  
(OKADA)  
PER DROP

**N100.00**



WATER TRANSPORT:  
WATER WAY  
PASSENGER  
TRANSPORTATION

**N498.00**

### MAY 2020



BUS JOURNEY  
WITHIN CITY,  
PER DROP  
CONSTANT ROUTE

**N164.00**



BUS JOURNEY  
INTERCITY,  
STATE ROUTE,  
CHARGE PER PERSON

**N2260.00**



AIR FARE CHARGE  
FOR SPECIFIED  
ROUTES SINGLE  
JOURNEY

**N22500.00**



JOURNEY BY  
MOTORCYCLE  
(OKADA)  
PER DROP

**N100.00**



WATER TRANSPORT:  
WATER WAY  
PASSENGER  
TRANSPORTATION

**N495.00**

### YoY % & MoM %



BUS JOURNEY  
WITHIN CITY,  
PER DROP  
CONSTANT ROUTE

**YoY % = 35.11**  
**MoM % = 7.93**



BUS JOURNEY  
INTERCITY,  
STATE ROUTE,  
CHARGE PER PERSON

**YoY % = 23.98**  
**MoM % = 0.66**



AIR FARE CHARGE  
FOR SPECIFIED  
ROUTES SINGLE  
JOURNEY

**YoY % = -10.00**  
**MoM % = 0.00**



JOURNEY BY  
MOTORCYCLE  
(OKADA)  
PER DROP

**YoY % = 17.65**  
**MoM % = 0.00**



WATER TRANSPORT:  
WATER WAY  
PASSENGER  
TRANSPORTATION

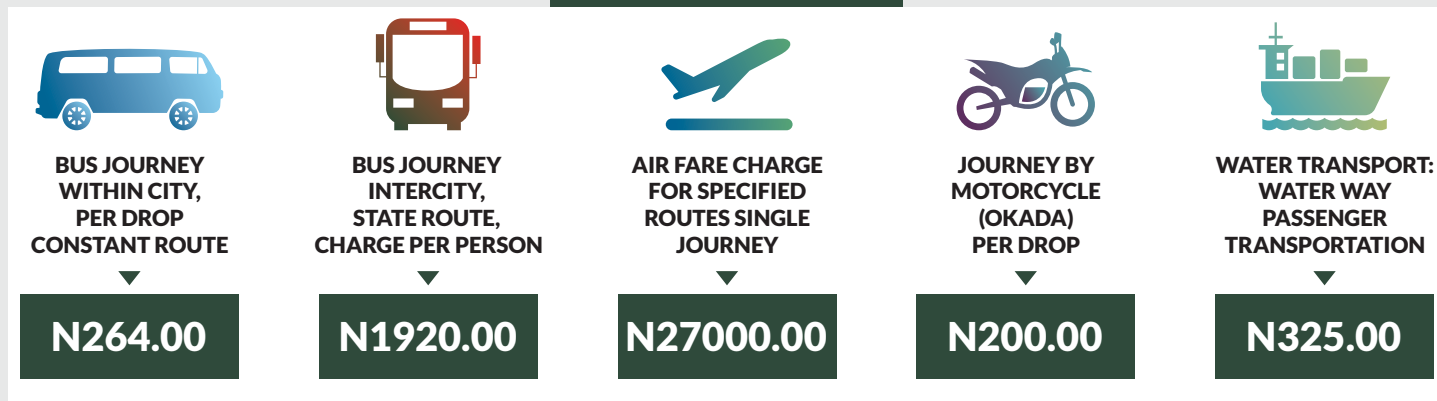
**YoY % = 24.50**  
**MoM % = 0.61**

# TRANSPORT FARE WATCH - JUNE 2020


## Average Transport Fare by Categories -Taraba State



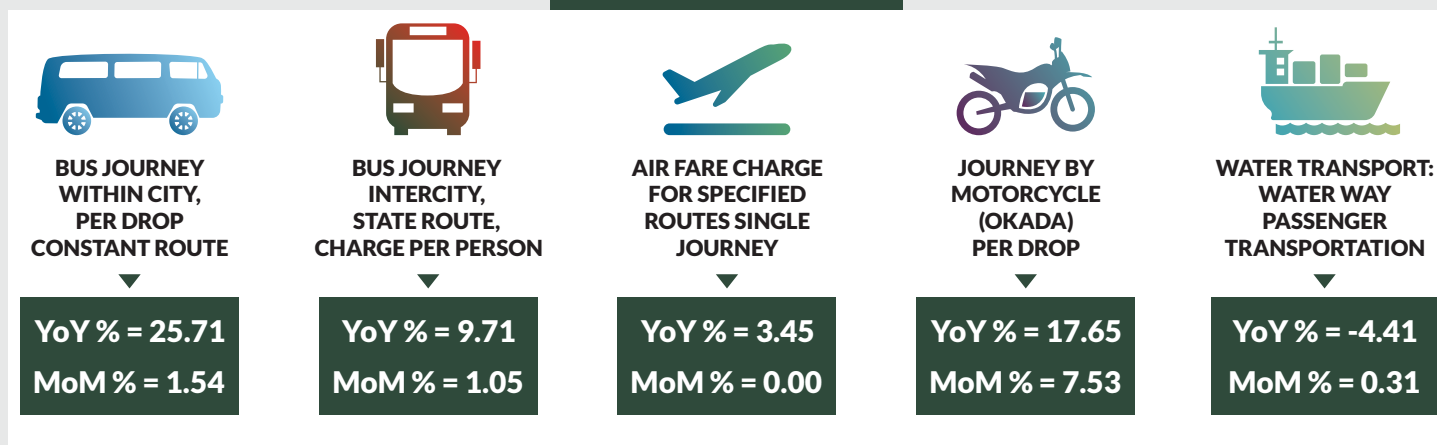
### JUNE 2020



### MAY 2020



### YoY % & MoM %



# TRANSPORT FARE WATCH - JUNE 2020

## Average Transport Fare by Categories -Yobe State



### JUNE 2020



BUS JOURNEY  
WITHIN CITY,  
PER DROP  
CONSTANT ROUTE

**N194.00**



BUS JOURNEY  
INTERCITY,  
STATE ROUTE,  
CHARGE PER PERSON

**N1349.00**



AIR FARE CHARGE  
FOR SPECIFIED  
ROUTES SINGLE  
JOURNEY

**N31200.00**



JOURNEY BY  
MOTORCYCLE  
(OKADA)  
PER DROP

**N225.00**



WATER TRANSPORT:  
WATER WAY  
PASSENGER  
TRANSPORTATION

**N390.00**

### MAY 2020



BUS JOURNEY  
WITHIN CITY,  
PER DROP  
CONSTANT ROUTE

**N186.00**



BUS JOURNEY  
INTERCITY,  
STATE ROUTE,  
CHARGE PER PERSON

**N1345.00**



AIR FARE CHARGE  
FOR SPECIFIED  
ROUTES SINGLE  
JOURNEY

**N31200.00**



JOURNEY BY  
MOTORCYCLE  
(OKADA)  
PER DROP

**N224.00**



WATER TRANSPORT:  
WATER WAY  
PASSENGER  
TRANSPORTATION

**N388.00**

### YoY % & MoM %



BUS JOURNEY  
WITHIN CITY,  
PER DROP  
CONSTANT ROUTE

**YoY % = 31.08**  
**MoM % = 4.30**



BUS JOURNEY  
INTERCITY,  
STATE ROUTE,  
CHARGE PER PERSON

**YoY % = 27.87**  
**MoM % = 0.30**



AIR FARE CHARGE  
FOR SPECIFIED  
ROUTES SINGLE  
JOURNEY

**YoY % = 4.00**  
**MoM % = 0.00**



JOURNEY BY  
MOTORCYCLE  
(OKADA)  
PER DROP

**YoY % = 52.03**  
**MoM % = 0.45**



WATER TRANSPORT:  
WATER WAY  
PASSENGER  
TRANSPORTATION

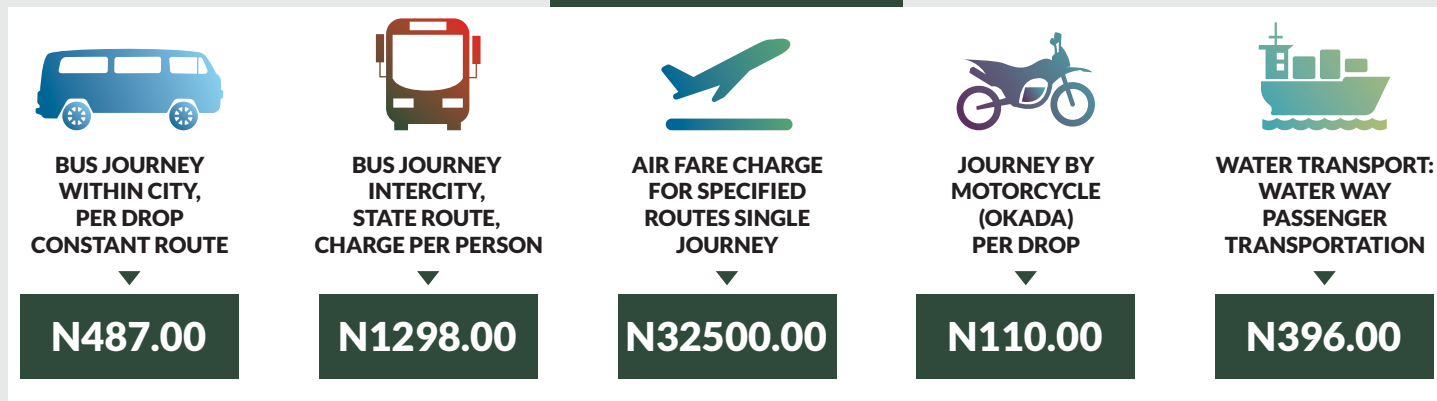
**YoY % = 21.88**  
**MoM % = 0.52**

# TRANSPORT FARE WATCH - JUNE 2020

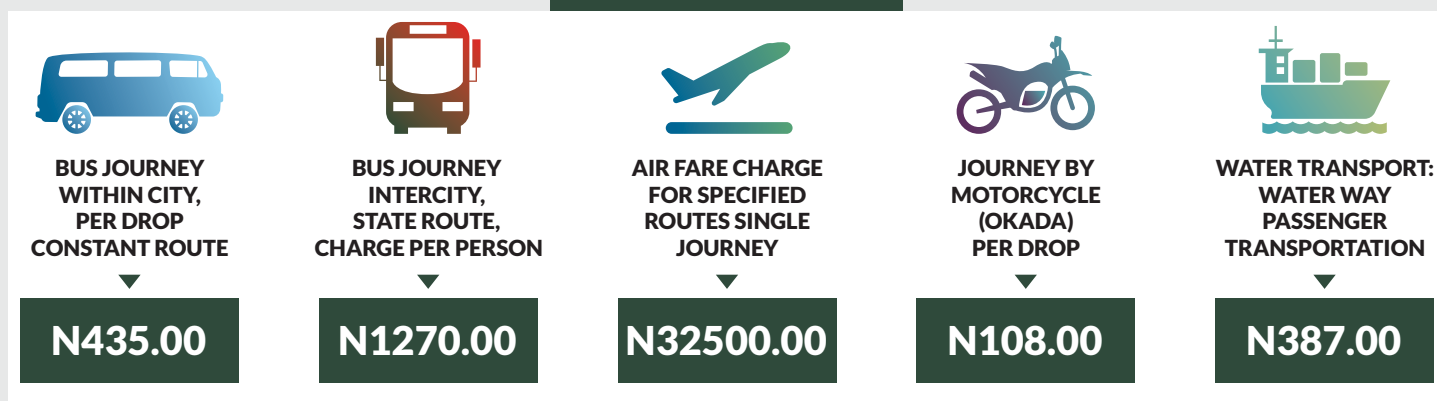
## Average Transport Fare by Categories -Zamfara State



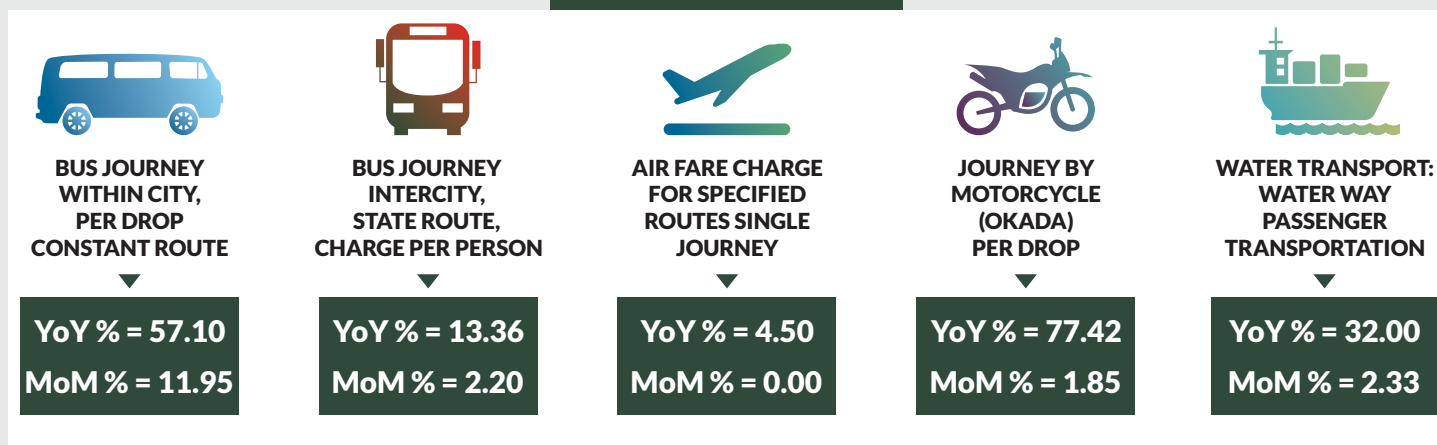
### JUNE 2020



### MAY 2020



### YoY % & MoM %



## METHODOLOGY

Field work is done solely by over 700 NBS Staff in all States of the federation supported by supervisors who are monitored by internal and external observers.

Prices are collected across all the 774 local governments across all States and the FCT from over 10,000 respondents and locations and reflect actual prices households state they actually bought those fuels together with the prices reportedly sold by the fuel suppliers.

The average of all these prices is then reported for each state and the average for the country is the average for the state.

NBS audit team subsequently conducts randomly selected verification of prices recorded.

# ACKNOWLEDGEMENTS/CONTACTS

## Acknowledgements


We acknowledge our technical partners, Proshare in the design, concept and production of this publication.





## Contact Us

 @nigerianstat

 NBSNigeria

 [www.nigerianstat.gov.ng](http://www.nigerianstat.gov.ng)

 **Head Office Address**  
Plot 762, Independence Avenue, Central  
Business District, FCT, Abuja Nigeria.

 +234 803 386 5388

 [feedback@nigerianstat.gov.ng](mailto:feedback@nigerianstat.gov.ng)