



NATIONAL BUREAU OF STATISTICS

Transport Fare Watch

(MARCH 2018)

Report Date: April 2018

Data Source: National Bureau of Statistics (NBS)

Contents

| | |
|---|----|
| Executive Summary | 1 |
| Average Transport Fare Across States | |
| -States Bus Journey Within City, Per Drop Constant Route | 2 |
| -States Bus Journey Intercity, State Route, Charge per person | 3 |
| -Air Fare Charge for Specified Routes Single Journey | 4 |
| -Journey by Motorcycle (Okada) Per Drop | 5 |
| -Waterway Passenger Transport | 6 |
| Average Transport Fare by Categories - All States | |
| Abia | 7 |
| Abuja | 8 |
| Adamawa | 9 |
| Akwa Ibom | 10 |
| Anambra | 11 |
| Bauchi | 12 |
| Bayelsa | 13 |
| Benue | 14 |
| Borno | 15 |
| Cross River | 16 |
| Delta | 17 |
| Ebonyi | 18 |
| Edo | 19 |
| Ekiti | 20 |
| Enugu | 21 |
| Gombe | 22 |
| Imo | 23 |
| Jigawa | 24 |
| Kaduna | 25 |
| Kano | 26 |
| Katsina | 27 |
| Kebbi | 28 |
| Kogi | 29 |
| Kwara | 30 |
| Lagos | 31 |
| Nassarawa | 32 |
| Niger | 33 |
| Ogun | 34 |
| Ondo | 35 |
| Osun | 36 |
| Oyo | 37 |
| Plateau | 38 |
| Rivers | 39 |
| Sokoto | 40 |
| Taraba | 41 |
| Yobe | 42 |
| Zamfara | 43 |
| Methodology | 44 |
| Acknowledgment and Contact | 45 |

Executive Summary

The Transport fare watch report for March 2018 covers the following categories namely bus journey within the city per drop constant route ; bus journey intercity, state route, charge per person; air fare charge for specified routes single journey; journey by motorcycle (Okada) per drop; and water way passenger transport.

Average fare paid by commuters for bus journey within the city decreased by -6.32% month-on-month and 26.05% year-on-year to N160.99 in March 2018 from N171.85 in February 2018. States with highest bus journey fare within city were Abuja FCT (N350.00), Cross River (N270.00) and Abia (N250.00) while States with lowest bus journey fare within city were Bauchi (N80.00), Anambra (N90.00) and Plateau (N95.00).

Average fare paid by commuters for bus journey intercity decreased by -5.63% month-on-month and increased by 13.78% year-on-year to N1,668.56 in March 2018 from N1,768.07 in February 2018. States with highest bus journey fare intercity were Abuja FCT (N4,150.00), Adamawa (N3,000.00) and Sokoto (N2,650.00) while States with lowest bus journey fare within city were Yobe (N1000.00), Bauchi (N971.43) and Enugu (N1000.25).

Average fare paid by air passengers for specified routes single journey decreased by 3.94% month-on-month and increased 2.27% year-on-year to N31,282.91 in March 2018 from N32,567.60 in February 2018.. States with highest air fare were Abuja FCT (N44,000.00), Edo (N39,000.00) and Lagos (N40,000.00) while States with lowest air fare were Osun (N24,000.00), Katsina (N24,000.00) and Oyo (N24,500.00).

Average fare paid by commuters for journey by motorcycle per drop decreased by 8.16% month-on-month and 3.75% year-on-year to N100.96 in March 2018 from N109.93 in February 2018. States with highest journey fare by motorcycle per drop were Enugu (N162.63), Ondo (N190.26) and Rivers (N191.67) while states with lowest journey fare by motorcycle per drop were Katsina (N51.43), Jigawa (N56.67) and Ekiti (N55.00).

Average fare paid by passengers for water way passenger transport decreased by 7.33% month-on-month and 4.93% year-on-year to N552.09 in March 2018 from N595.76 in February 2018. States with highest fare by water way passenger transport were Bayelsa (N1,916.67), Rivers (N2,000.00) and Delta (N1,520.00) while states with lowest fare by water way passenger transport were Abuja FCT (N230.00), Gombe (N175.00) and Borno (N150.00).

Average Transport Fare Across States -Bus Journey Within City , Per Drop Constant Route



YoY = 26.05%

N127.72

March 2017 Average



AVERAGE

N160.99



MoM = -6.32%

N171.85

February 2018 Average

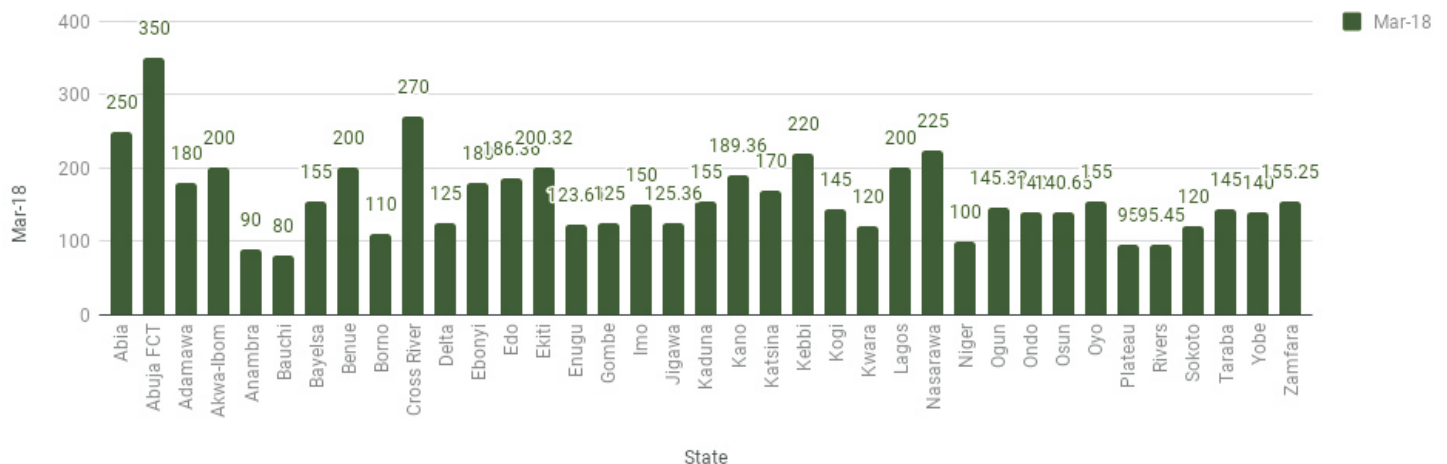
STATES WITH THE HIGHEST AVERAGE PRICES IN MARCH 2018

| | Mar-18 | YoY % | MoM % |
|-------------|----------------|----------------|---------------|
| ABUJA FCT | N350.00 | 33.33% | -5.53% |
| CROSS RIVER | N270.00 | 29.13% | -1.82% |
| ABIA | N250.00 | 104.55% | 11.01% |

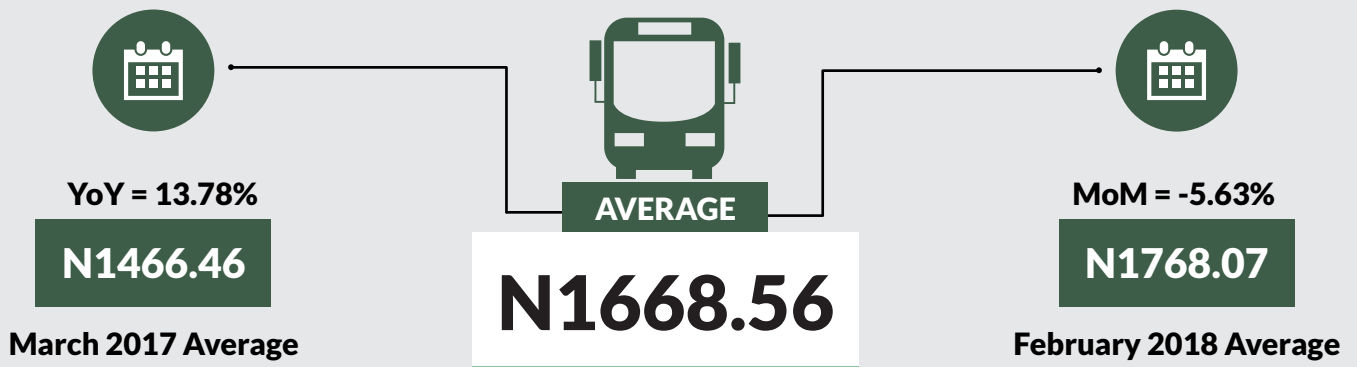

STATES WITH THE LOWEST AVERAGE PRICES IN MARCH 2018

| | Mar-18 | YoY % | MoM % |
|---------|---------------|----------------|---------------|
| PLATEAU | N95.00 | 18.75% | -9.52% |
| ANAMBRA | N90.00 | -5.71% | -6.49% |
| BAUCHI | N80.00 | -46.67% | -5.88% |

Average Transport Fare Across States - Bus Journey Within City, Per Drop Constant Route



Average Transport Fare Across States -Bus Journey Intercity, State Route, Charge Per Person



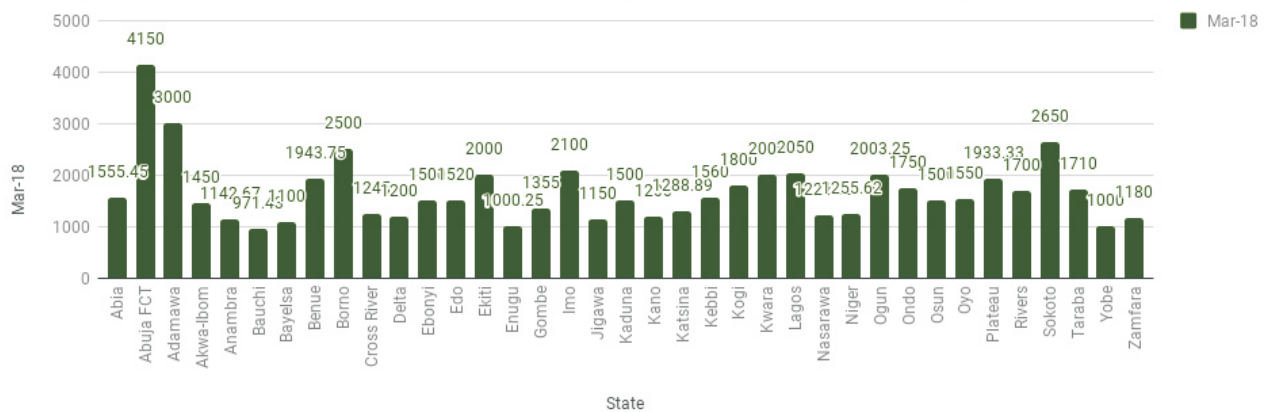
STATES WITH THE HIGHEST AVERAGE PRICES IN MARCH 2018

| | Mar-18 | YoY % | MoM % |
|-----------|----------|--------|--------|
| ABUJA FCT | N4150.00 | -7.78% | -4.23% |
| ADAMAWA | N3000.00 | -8.16% | -7.69% |
| SOKOTO | N2650.00 | 43.24% | 29.27% |

STATES WITH THE LOWEST AVERAGE PRICES IN MARCH 2018

| | Mar-18 | YoY % | MoM % |
|--------|----------|--------|---------|
| ENUGU | 1000.25 | -6.61% | -7.91% |
| YOBE | N1000.00 | 0.00% | 5.26% |
| BAUCHI | N971.43 | -2.61% | -28.50% |

Average Transport Fare Across States - Bus Journey Intercity, State Route, Charge Per Person





YoY = 2.27%

N30,587.40

March 2017 Average



AVERAGE

N31,282.91



MoM = -3.94%

N32,567.60

February 2018 Average

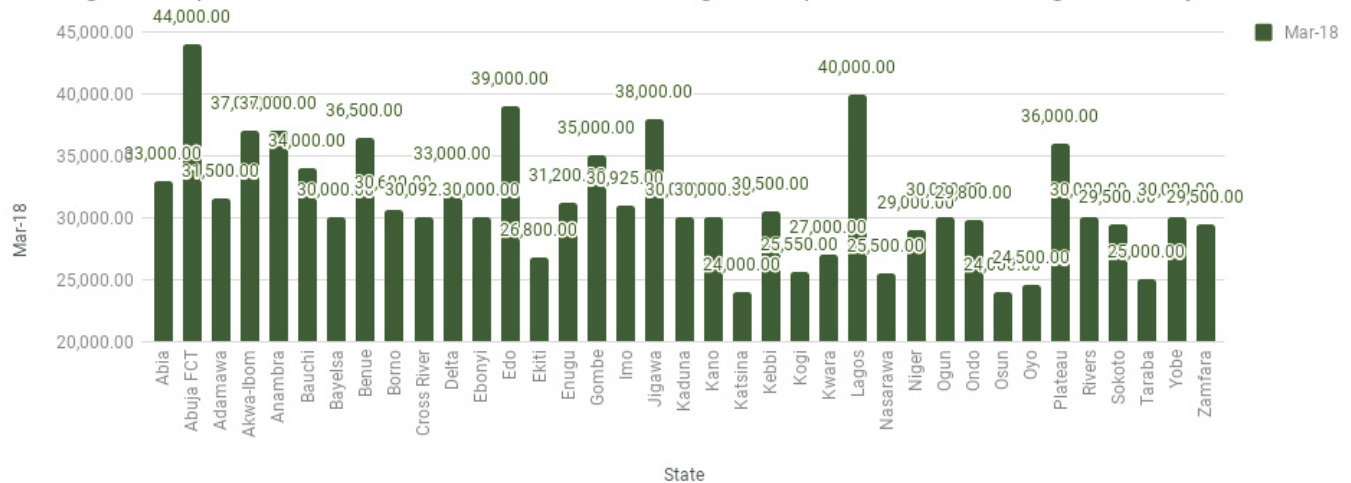
STATES WITH THE HIGHEST AVERAGE PRICES IN MARCH 2018

| | Mar-18 | YoY% | MoM% |
|-----------|-----------|--------|---------|
| ABUJA FCT | N44000.00 | 25.71% | -10.20% |
| LAGOS | N40000.00 | 23.08% | -1.23% |
| EDO | N39000.00 | -2.50% | -3.23% |

STATES WITH THE LOWEST AVERAGE PRICES IN MARCH 2018

| | Mar-18 | YoY% | MoM% |
|---------|-----------|---------|--------|
| OYO | N24500.00 | -18.33% | -2.00% |
| KATSINA | N24000.00 | 7.62% | -4.76% |
| OSUN | N24000.00 | -4.00% | -6.67% |

Average Transport Fare Across States - -Air Fare Charge For Specified Routes Single Journey



Average Transport Fare Across States -Journey by Motorcycle (Okada) Per Drop



YoY = 3.75%

N97.31

March 2017 Average



AVERAGE

N100.96



MoM = -8.16%

N109.93

February 2018 Average

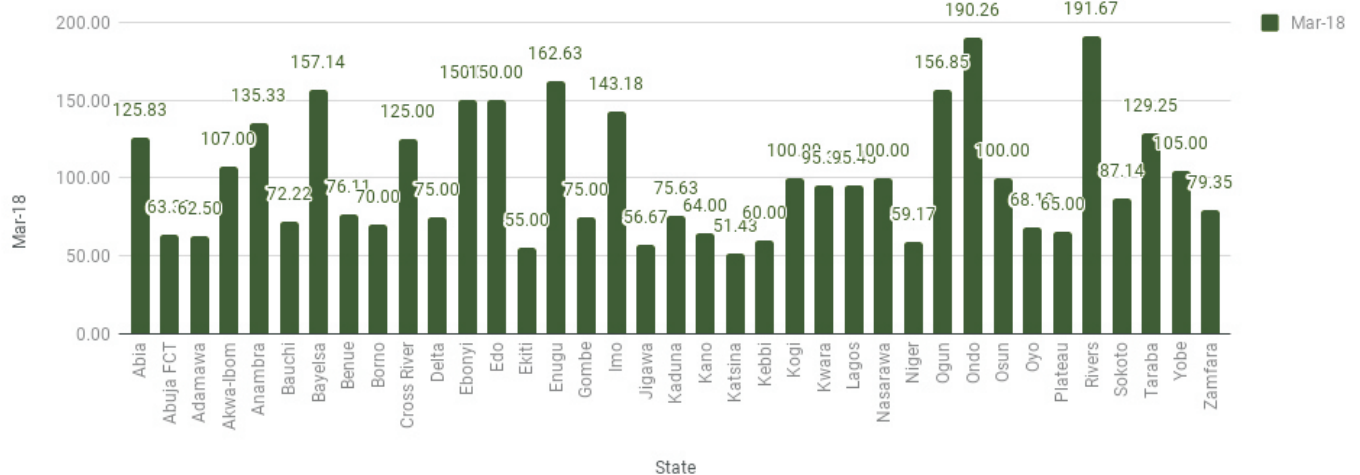
STATES WITH THE HIGHEST AVERAGE PRICES IN MARCH 2018

| | Mar-18 | YoY% | MoM% |
|---------------|----------------|---------------|---------------|
| RIVERS | N191.67 | 6.98% | -1.58% |
| ONDO | N190.26 | 67.17% | -2.32% |
| ENUGU | N162.63 | 18.71% | 17.77% |

STATES WITH THE LOWEST AVERAGE PRICES IN MARCH 2018

| | Mar-18 | YoY% | MoM% |
|----------------|---------------|----------------|----------------|
| JIGAWA | N56.67 | -20.67% | 5.78% |
| EKITI | N55.00 | -4.07% | -9.05% |
| KATSINA | N51.43 | -12.09% | -17.71% |

Average Transport Fare Across States - -Journey by Motorcycle (Okada) Per Drop




Average Transport Fare Across States -Waterway Passenger Transport



YoY = -4.93%

N580.70

March 2017 Average



AVERAGE

N552.09



MoM = -7.33%

N595.76

February 2018 Average

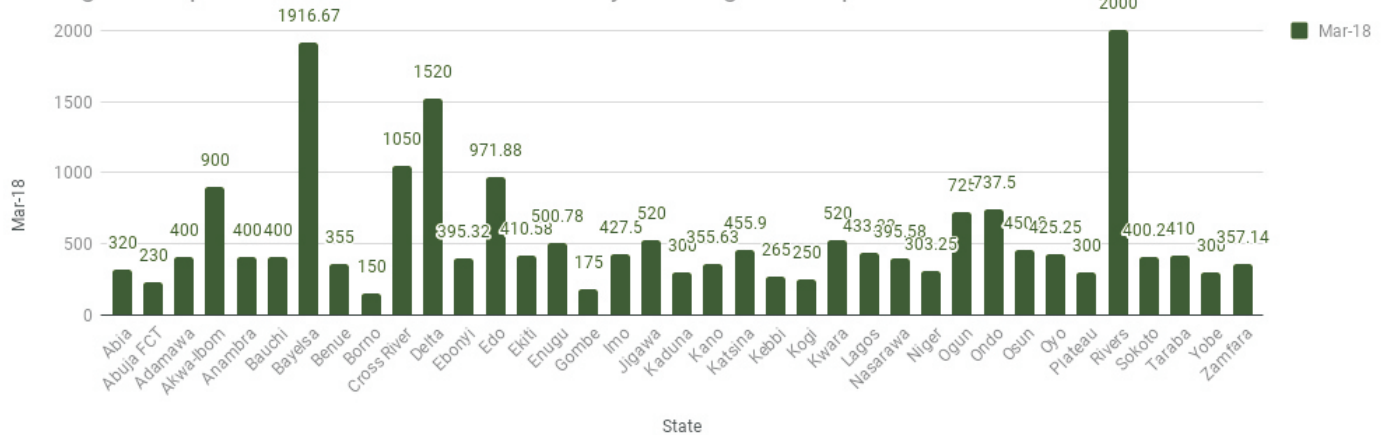
STATES WITH THE HIGHEST AVERAGE PRICES IN MARCH 2018


| | Mar-18 | YoY% | MoM% |
|---------|-----------------|----------------|---------------|
| RIVERS | N2000.00 | 38.89% | -2.44% |
| BAYELSA | N1916.67 | 361.10% | 4.17% |
| DELTA | N1520.00 | -6.46% | -0.11% |

STATES WITH THE LOWEST AVERAGE PRICES IN MARCH 2018

| | Mar-18 | YoY% | MoM% |
|-----------|----------------|---------------|---------------|
| ABUJA FCT | N230.00 | 4.38% | -8.17% |
| GOMBE | N175.00 | 2.60% | -2.78% |
| BORNO | N150.00 | 10.17% | -1.32% |

Average Transport Fare Across States -Waterway Passenger Transport





MARCH 2018



BUS JOURNEY
WITHIN CITY,
PER DROP
CONSTANT ROUTE

N250



BUS JOURNEY
INTERCITY,
STATE ROUTE,
CHARGE PER PERSON

N1555.45



AIR FARE CHARGE
FOR SPECIFIED
ROUTES SINGLE
JOURNEY

N33000.00



JOURNEY BY
MOTORCYCLE
(OKADA)
PER DROP

N125.83



WATER TRANSPORT:
WATER WAY
PASSENGER
TRANSPORTATION

N320.00

FEBRUARY 2018



BUS JOURNEY
WITHIN CITY,
PER DROP
CONSTANT ROUTE

N225.2



BUS JOURNEY
INTERCITY,
STATE ROUTE,
CHARGE PER PERSON

N1576.67



AIR FARE CHARGE
FOR SPECIFIED
ROUTES SINGLE
JOURNEY

N35000



JOURNEY BY
MOTORCYCLE
(OKADA)
PER DROP

N150.17



WATER TRANSPORT:
WATER WAY
PASSENGER
TRANSPORTATION

N350

YoY % & MoM %



BUS JOURNEY
WITHIN CITY,
PER DROP
CONSTANT ROUTE

YoY % = 104.55

MoM % = 11.01



BUS JOURNEY
INTERCITY,
STATE ROUTE,
CHARGE PER PERSON

YoY % = 100.70

MoM % = -1.35



AIR FARE CHARGE
FOR SPECIFIED
ROUTES SINGLE
JOURNEY

YoY % = -4.76

MoM % = -5.71



JOURNEY BY
MOTORCYCLE
(OKADA)
PER DROP

YoY % = 0.67


MoM % = -16.20



WATER TRANSPORT:
WATER WAY
PASSENGER
TRANSPORTATION

YoY % = -5.98

MoM % = -8.57



MARCH 2018



BUS JOURNEY WITHIN CITY, PER DROP CONSTANT ROUTE

N350.00



BUS JOURNEY INTERCITY, STATE ROUTE, CHARGE PER PERSON

N4150.00



AIR FARE CHARGE FOR SPECIFIED ROUTES SINGLE JOURNEY

N44000.00



JOURNEY BY MOTORCYCLE (OKADA) PER DROP

N63.33



WATER TRANSPORT: WATER WAY PASSENGER TRANSPORTATION

N230.00

FEBRUARY 2018



BUS JOURNEY WITHIN CITY, PER DROP CONSTANT ROUTE

N370.50



BUS JOURNEY INTERCITY, STATE ROUTE, CHARGE PER PERSON

N4333.33



AIR FARE CHARGE FOR SPECIFIED ROUTES SINGLE JOURNEY

N49000.00



JOURNEY BY MOTORCYCLE (OKADA) PER DROP

N72.50



WATER TRANSPORT: WATER WAY PASSENGER TRANSPORTATION

N250.45

YoY % & MoM %



BUS JOURNEY WITHIN CITY, PER DROP CONSTANT ROUTE

YoY % = 33.33
MoM % = -5.53



BUS JOURNEY INTERCITY, STATE ROUTE, CHARGE PER PERSON

YoY % = -7.78
MoM % = -4.23



AIR FARE CHARGE FOR SPECIFIED ROUTES SINGLE JOURNEY

YoY % = 25.71
MoM % = -10.20



JOURNEY BY MOTORCYCLE (OKADA) PER DROP

YoY % = -26.92
MoM % = -12.64



WATER TRANSPORT: WATER WAY PASSENGER TRANSPORTATION

YoY % = 4.38
MoM % = -8.17



MARCH 2018



**BUS JOURNEY
WITHIN CITY,
PER DROP
CONSTANT ROUTE**

N180.00



**BUS JOURNEY
INTERCITY,
STATE ROUTE,
CHARGE PER PERSON**

N3000.00



**AIR FARE CHARGE
FOR SPECIFIED
ROUTES SINGLE
JOURNEY**

N31500.00



**JOURNEY BY
MOTORCYCLE
(OKADA)
PER DROP**

N62.50



**WATER TRANSPORT:
WATER WAY
PASSENGER
TRANSPORTATION**

N400.00

FEBRUARY 2018



**BUS JOURNEY
WITHIN CITY,
PER DROP
CONSTANT ROUTE**

N185.00



**BUS JOURNEY
INTERCITY,
STATE ROUTE,
CHARGE PER PERSON**

N3250.00



**AIR FARE CHARGE
FOR SPECIFIED
ROUTES SINGLE
JOURNEY**

N36200.00



**JOURNEY BY
MOTORCYCLE
(OKADA)
PER DROP**

N80.00



**WATER TRANSPORT:
WATER WAY
PASSENGER
TRANSPORTATION**

N450.00

YoY % & MoM %



**BUS JOURNEY
WITHIN CITY,
PER DROP
CONSTANT ROUTE**

YoY % = -10.00

MoM % = -2.70



**BUS JOURNEY
INTERCITY,
STATE ROUTE,
CHARGE PER PERSON**

YoY % = -8.16

MoM % = -7.69



**AIR FARE CHARGE
FOR SPECIFIED
ROUTES SINGLE
JOURNEY**

YoY % = -10.00

MoM % = -12.98



**JOURNEY BY
MOTORCYCLE
(OKADA)
PER DROP**

YoY % = -12.64


MoM % = -21.88



**WATER TRANSPORT:
WATER WAY
PASSENGER
TRANSPORTATION**

YoY % = -0.03

MoM % = -11.11



MARCH 2018



BUS JOURNEY
WITHIN CITY,
PER DROP
CONSTANT ROUTE

N200.00



BUS JOURNEY
INTERCITY,
STATE ROUTE,
CHARGE PER PERSON

N1450.00



AIR FARE CHARGE
FOR SPECIFIED
ROUTES SINGLE
JOURNEY

N37000.00



JOURNEY BY
MOTORCYCLE
(OKADA)
PER DROP

N107.00



WATER TRANSPORT:
WATER WAY
PASSENGER
TRANSPORTATION

N900.00

FEBRUARY 2018



BUS JOURNEY
WITHIN CITY,
PER DROP
CONSTANT ROUTE

N175.58



BUS JOURNEY
INTERCITY,
STATE ROUTE,
CHARGE PER PERSON

N1500.00



AIR FARE CHARGE
FOR SPECIFIED
ROUTES SINGLE
JOURNEY

N36000.00



JOURNEY BY
MOTORCYCLE
(OKADA)
PER DROP

N159.00



WATER TRANSPORT:
WATER WAY
PASSENGER
TRANSPORTATION

N1400.00

YoY % & MoM %



BUS JOURNEY
WITHIN CITY,
PER DROP
CONSTANT ROUTE

YoY % = 25.00

MoM % = 13.91



BUS JOURNEY
INTERCITY,
STATE ROUTE,
CHARGE PER PERSON

YoY % = 62.56

MoM % = -3.33



AIR FARE CHARGE
FOR SPECIFIED
ROUTES SINGLE
JOURNEY

YoY % = 3.93

MoM % = 2.78



JOURNEY BY
MOTORCYCLE
(OKADA)
PER DROP

YoY % = -34.87


MoM % = -32.7



WATER TRANSPORT:
WATER WAY
PASSENGER
TRANSPORTATION

YoY % = -40.00

MoM % = -35.71



MARCH 2018



BUS JOURNEY
WITHIN CITY,
PER DROP
CONSTANT ROUTE

N90.00



BUS JOURNEY
INTERCITY,
STATE ROUTE,
CHARGE PER PERSON

N1142.67



AIR FARE CHARGE
FOR SPECIFIED
ROUTES SINGLE
JOURNEY

N37000.00



JOURNEY BY
MOTORCYCLE
(OKADA)
PER DROP

N135.33



WATER TRANSPORT:
WATER WAY
PASSENGER
TRANSPORTATION

N400.00

FEBRUARY 2018



BUS JOURNEY
WITHIN CITY,
PER DROP
CONSTANT ROUTE

N96.25



BUS JOURNEY
INTERCITY,
STATE ROUTE,
CHARGE PER PERSON

N1466.86



AIR FARE CHARGE
FOR SPECIFIED
ROUTES SINGLE
JOURNEY

N39500



JOURNEY BY
MOTORCYCLE
(OKADA)
PER DROP

N100.00



WATER TRANSPORT:
WATER WAY
PASSENGER
TRANSPORTATION

N450.00

YoY % & MoM %



BUS JOURNEY
WITHIN CITY,
PER DROP
CONSTANT ROUTE

YoY % = -5.71
MoM % = -6.49



BUS JOURNEY
INTERCITY,
STATE ROUTE,
CHARGE PER PERSON

YoY % = 13.24
MoM % = -22.10



AIR FARE CHARGE
FOR SPECIFIED
ROUTES SINGLE
JOURNEY

YoY % = 28.69
MoM % = -6.33




JOURNEY BY
MOTORCYCLE
(OKADA)
PER DROP

YoY % = 25.10
MoM % = 35.33



WATER TRANSPORT:
WATER WAY
PASSENGER
TRANSPORTATION

YoY % = -9.27
MoM % = -11.11



MARCH 2018



BUS JOURNEY
WITHIN CITY,
PER DROP
CONSTANT ROUTE

N80.00



BUS JOURNEY
INTERCITY,
STATE ROUTE,
CHARGE PER PERSON

N971.43



AIR FARE CHARGE
FOR SPECIFIED
ROUTES SINGLE
JOURNEY

N34000.00



JOURNEY BY
MOTORCYCLE
(OKADA)
PER DROP

N72.22



WATER TRANSPORT:
WATER WAY
PASSENGER
TRANSPORTATION

N400.00

FEBRUARY 2018



BUS JOURNEY
WITHIN CITY,
PER DROP
CONSTANT ROUTE

N85.00



BUS JOURNEY
INTERCITY,
STATE ROUTE,
CHARGE PER PERSON

N1358.57



AIR FARE CHARGE
FOR SPECIFIED
ROUTES SINGLE
JOURNEY

N35700.00



JOURNEY BY
MOTORCYCLE
(OKADA)
PER DROP

N55.56



WATER TRANSPORT:
WATER WAY
PASSENGER
TRANSPORTATION

N420.00

YoY % & MoM %



BUS JOURNEY
WITHIN CITY,
PER DROP
CONSTANT ROUTE

YoY % = -11.11

MoM % = -5.88



BUS JOURNEY
INTERCITY,
STATE ROUTE,
CHARGE PER PERSON

YoY % = -2.86

MoM % = -28.50



AIR FARE CHARGE
FOR SPECIFIED
ROUTES SINGLE
JOURNEY

YoY % = -2.86

MoM % = -4.76



JOURNEY BY
MOTORCYCLE
(OKADA)
PER DROP

YoY % = 20.37

MoM % = 30.00



WATER TRANSPORT:
WATER WAY
PASSENGER
TRANSPORTATION

YoY % = -3.77

MoM % = -4.76



MARCH 2018



BUS JOURNEY WITHIN CITY, PER DROP CONSTANT ROUTE

N155.00



BUS JOURNEY INTERCITY, STATE ROUTE, CHARGE PER PERSON

N1100.00



AIR FARE CHARGE FOR SPECIFIED ROUTES SINGLE JOURNEY

N30000.00



JOURNEY BY MOTORCYCLE (OKADA) PER DROP

N157.14



WATER TRANSPORT: WATER WAY PASSENGER TRANSPORTATION

N1916.67

FEBRUARY 2018



BUS JOURNEY WITHIN CITY, PER DROP CONSTANT ROUTE

N170.00



BUS JOURNEY INTERCITY, STATE ROUTE, CHARGE PER PERSON

N1216.67



AIR FARE CHARGE FOR SPECIFIED ROUTES SINGLE JOURNEY

N34093.27



JOURNEY BY MOTORCYCLE (OKADA) PER DROP

N196.25



WATER TRANSPORT: WATER WAY PASSENGER TRANSPORTATION

N1840.00

YoY % & MoM %



BUS JOURNEY WITHIN CITY, PER DROP CONSTANT ROUTE

YoY % = 3.33
MoM % = -8.82



BUS JOURNEY INTERCITY, STATE ROUTE, CHARGE PER PERSON

YoY % = 10.28
MoM % = -9.59



AIR FARE CHARGE FOR SPECIFIED ROUTES SINGLE JOURNEY

YoY % = -2.60
MoM % = -12.01




JOURNEY BY MOTORCYCLE (OKADA) PER DROP

YoY % = -15.38
MoM % = -19.93



WATER TRANSPORT: WATER WAY PASSENGER TRANSPORTATION

YoY % = -9.96
MoM % = 4.17



MARCH 2018



BUS JOURNEY
WITHIN CITY,
PER DROP
CONSTANT ROUTE

N200.00



BUS JOURNEY
INTERCITY,
STATE ROUTE,
CHARGE PER PERSON

N1943.75



AIR FARE CHARGE
FOR SPECIFIED
ROUTES SINGLE
JOURNEY

N36500.00



JOURNEY BY
MOTORCYCLE
(OKADA)
PER DROP

N76.11



WATER TRANSPORT:
WATER WAY
PASSENGER
TRANSPORTATION

N355.00

FEBRUARY 2018



BUS JOURNEY
WITHIN CITY,
PER DROP
CONSTANT ROUTE

N187.50



BUS JOURNEY
INTERCITY,
STATE ROUTE,
CHARGE PER PERSON

N2569.23



AIR FARE CHARGE
FOR SPECIFIED
ROUTES SINGLE
JOURNEY

N39500.00



JOURNEY BY
MOTORCYCLE
(OKADA)
PER DROP

N101.43



WATER TRANSPORT:
WATER WAY
PASSENGER
TRANSPORTATION

N385.00

YoY % & MoM %



BUS JOURNEY
WITHIN CITY,
PER DROP
CONSTANT ROUTE

YoY % = 58.87

MoM % = 6.67



BUS JOURNEY
INTERCITY,
STATE ROUTE,
CHARGE PER PERSON

YoY % = -9.62

MoM % = -24.35



AIR FARE CHARGE
FOR SPECIFIED
ROUTES SINGLE
JOURNEY

YoY % = 25.83

MoM % = -7.59



JOURNEY BY
MOTORCYCLE
(OKADA)
PER DROP

YoY % = -7.43


MoM % = -24.96



WATER TRANSPORT:
WATER WAY
PASSENGER
TRANSPORTATION

YoY % = -29.00

MoM % = -7.79



MARCH 2018



BUS JOURNEY
WITHIN CITY,
PER DROP
CONSTANT ROUTE

N110.00



BUS JOURNEY
INTERCITY,
STATE ROUTE,
CHARGE PER PERSON

N2500.00



AIR FARE CHARGE
FOR SPECIFIED
ROUTES SINGLE
JOURNEY

N30600.00



JOURNEY BY
MOTORCYCLE
(OKADA)
PER DROP

N70.00



WATER TRANSPORT:
WATER WAY
PASSENGER
TRANSPORTATION

N150.00

FEBRUARY 2018



BUS JOURNEY
WITHIN CITY,
PER DROP
CONSTANT ROUTE

N125.22



BUS JOURNEY
INTERCITY,
STATE ROUTE,
CHARGE PER PERSON

N2700.00



AIR FARE CHARGE
FOR SPECIFIED
ROUTES SINGLE
JOURNEY

N32000.00



JOURNEY BY
MOTORCYCLE
(OKADA)
PER DROP

N75.00



WATER TRANSPORT:
WATER WAY
PASSENGER
TRANSPORTATION

N152.00

YoY % & MoM %



BUS JOURNEY
WITHIN CITY,
PER DROP
CONSTANT ROUTE

YoY % = 89.66
MoM % = -12.16



BUS JOURNEY
INTERCITY,
STATE ROUTE,
CHARGE PER PERSON

YoY % = -2.44
MoM % = -7.41



AIR FARE CHARGE
FOR SPECIFIED
ROUTES SINGLE
JOURNEY

YoY % = -8.66
MoM % = -4.38




JOURNEY BY
MOTORCYCLE
(OKADA)
PER DROP

YoY % = -0.79
MoM % = -6.67



WATER TRANSPORT:
WATER WAY
PASSENGER
TRANSPORTATION

YoY % = 10.17
MoM % = -1.32



MARCH 2018



BUS JOURNEY WITHIN CITY, PER DROP CONSTANT ROUTE

N270.00



BUS JOURNEY INTERCITY, STATE ROUTE, CHARGE PER PERSON

N1245.00



AIR FARE CHARGE FOR SPECIFIED ROUTES SINGLE JOURNEY

N30092.50



JOURNEY BY MOTORCYCLE (OKADA) PER DROP

N125.00



WATER TRANSPORT: WATER WAY PASSENGER TRANSPORTATION

N1050.00

FEBRUARY 2018



BUS JOURNEY WITHIN CITY, PER DROP CONSTANT ROUTE

N275.00



BUS JOURNEY INTERCITY, STATE ROUTE, CHARGE PER PERSON

N1261.11



AIR FARE CHARGE FOR SPECIFIED ROUTES SINGLE JOURNEY

N31600.00



JOURNEY BY MOTORCYCLE (OKADA) PER DROP

N165.79



WATER TRANSPORT: WATER WAY PASSENGER TRANSPORTATION

N1183.33

YoY % & MoM %



BUS JOURNEY WITHIN CITY, PER DROP CONSTANT ROUTE

YoY % = 29.13
MoM % = -1.82



BUS JOURNEY INTERCITY, STATE ROUTE, CHARGE PER PERSON

YoY % = 1.29
MoM % = -1.28



AIR FARE CHARGE FOR SPECIFIED ROUTES SINGLE JOURNEY

YoY % = -14.83
MoM % = -4.77



JOURNEY BY MOTORCYCLE (OKADA) PER DROP

YoY % = -11.76
MoM % = -24.60



WATER TRANSPORT: WATER WAY PASSENGER TRANSPORTATION

YoY % = -30.04
MoM % = -11.27



MARCH 2018



BUS JOURNEY
WITHIN CITY,
PER DROP
CONSTANT ROUTE

N125.00



BUS JOURNEY
INTERCITY,
STATE ROUTE,
CHARGE PER PERSON

N1200.00



AIR FARE CHARGE
FOR SPECIFIED
ROUTES SINGLE
JOURNEY

N33000.00



JOURNEY BY
MOTORCYCLE
(OKADA)
PER DROP

N75.00



WATER TRANSPORT:
WATER WAY
PASSENGER
TRANSPORTATION

N1520.00

FEBRUARY 2018



BUS JOURNEY
WITHIN CITY,
PER DROP
CONSTANT ROUTE

N133.64



BUS JOURNEY
INTERCITY,
STATE ROUTE,
CHARGE PER PERSON

N1250.00



AIR FARE CHARGE
FOR SPECIFIED
ROUTES SINGLE
JOURNEY

N35000.00



JOURNEY BY
MOTORCYCLE
(OKADA)
PER DROP

N78.33



WATER TRANSPORT:
WATER WAY
PASSENGER
TRANSPORTATION

N1521.67

YoY % & MoM %



BUS JOURNEY
WITHIN CITY,
PER DROP
CONSTANT ROUTE

YoY % = -2.17
MoM % = -6.46



BUS JOURNEY
INTERCITY,
STATE ROUTE,
CHARGE PER PERSON

YoY % = 3.00
MoM % = -4.00



AIR FARE CHARGE
FOR SPECIFIED
ROUTES SINGLE
JOURNEY

YoY % = -5.71
MoM % = -5.71




JOURNEY BY
MOTORCYCLE
(OKADA)
PER DROP

YoY % = -7.53
MoM % = -4.26



WATER TRANSPORT:
WATER WAY
PASSENGER
TRANSPORTATION

YoY % = -6.46
MoM % = -0.11



MARCH 2018



BUS JOURNEY
WITHIN CITY,
PER DROP
CONSTANT ROUTE

N180.00



BUS JOURNEY
INTERCITY,
STATE ROUTE,
CHARGE PER PERSON

N1500.00



AIR FARE CHARGE
FOR SPECIFIED
ROUTES SINGLE
JOURNEY

N30000.00



JOURNEY BY
MOTORCYCLE
(OKADA)
PER DROP

N150.00



WATER TRANSPORT:
WATER WAY
PASSENGER
TRANSPORTATION

N395.32

FEBRUARY 2018



BUS JOURNEY
WITHIN CITY,
PER DROP
CONSTANT ROUTE

N185.00



BUS JOURNEY
INTERCITY,
STATE ROUTE,
CHARGE PER PERSON

N1585.71



AIR FARE CHARGE
FOR SPECIFIED
ROUTES SINGLE
JOURNEY

N33000.00



JOURNEY BY
MOTORCYCLE
(OKADA)
PER DROP

N154.29



WATER TRANSPORT:
WATER WAY
PASSENGER
TRANSPORTATION

N400.00

YoY % & MoM %



BUS JOURNEY
WITHIN CITY,
PER DROP
CONSTANT ROUTE

YoY % = 2.27
MoM % = -2.70



BUS JOURNEY
INTERCITY,
STATE ROUTE,
CHARGE PER PERSON

YoY % = 50.00
MoM % = -5.41



AIR FARE CHARGE
FOR SPECIFIED
ROUTES SINGLE
JOURNEY

YoY % = 4.97
MoM % = -9.09



JOURNEY BY
MOTORCYCLE
(OKADA)
PER DROP

YoY % = 16.67
MoM % = -2.78



WATER TRANSPORT:
WATER WAY
PASSENGER
TRANSPORTATION

YoY % = 8.21
MoM % = -1.17



MARCH 2018



BUS JOURNEY
WITHIN CITY,
PER DROP
CONSTANT ROUTE

N186.36



BUS JOURNEY
INTERCITY,
STATE ROUTE,
CHARGE PER PERSON

N1520.00



AIR FARE CHARGE
FOR SPECIFIED
ROUTES SINGLE
JOURNEY

N39000.00



JOURNEY BY
MOTORCYCLE
(OKADA)
PER DROP

N150.00



WATER TRANSPORT:
WATER WAY
PASSENGER
TRANSPORTATION

N971.88

FEBRUARY 2018



BUS JOURNEY
WITHIN CITY,
PER DROP
CONSTANT ROUTE

N195.45



BUS JOURNEY
INTERCITY,
STATE ROUTE,
CHARGE PER PERSON

N1578.57



AIR FARE CHARGE
FOR SPECIFIED
ROUTES SINGLE
JOURNEY

N40300.00



JOURNEY BY
MOTORCYCLE
(OKADA)
PER DROP

N160.00



WATER TRANSPORT:
WATER WAY
PASSENGER
TRANSPORTATION

N1000.00

YoY % & MoM %



BUS JOURNEY
WITHIN CITY,
PER DROP
CONSTANT ROUTE

YoY % = 15.57

MoM % = -4.65



BUS JOURNEY
INTERCITY,
STATE ROUTE,
CHARGE PER PERSON

YoY % = 34.84

MoM % = -3.71



AIR FARE CHARGE
FOR SPECIFIED
ROUTES SINGLE
JOURNEY

YoY % = -2.50

MoM % = -3.23



JOURNEY BY
MOTORCYCLE
(OKADA)
PER DROP

YoY % = -2.17

MoM % = -6.25



WATER TRANSPORT:
WATER WAY
PASSENGER
TRANSPORTATION

YoY % = 7.93

MoM % = -2.81



MARCH 2018



BUS JOURNEY
WITHIN CITY,
PER DROP
CONSTANT ROUTE

N200.32



BUS JOURNEY
INTERCITY,
STATE ROUTE,
CHARGE PER PERSON

N2000.00



AIR FARE CHARGE
FOR SPECIFIED
ROUTES SINGLE
JOURNEY

N26800.00



JOURNEY BY
MOTORCYCLE
(OKADA)
PER DROP

N55.00



WATER TRANSPORT:
WATER WAY
PASSENGER
TRANSPORTATION

N410.58

FEBRUARY 2018



BUS JOURNEY
WITHIN CITY,
PER DROP
CONSTANT ROUTE

N225.83



BUS JOURNEY
INTERCITY,
STATE ROUTE,
CHARGE PER PERSON

N2061.54



AIR FARE CHARGE
FOR SPECIFIED
ROUTES SINGLE
JOURNEY

N27000.00



JOURNEY BY
MOTORCYCLE
(OKADA)
PER DROP

N60.47



WATER TRANSPORT:
WATER WAY
PASSENGER
TRANSPORTATION

N450.00

YoY % & MoM %



BUS JOURNEY
WITHIN CITY,
PER DROP
CONSTANT ROUTE

YoY % = 20.19
MoM % = -11.30



BUS JOURNEY
INTERCITY,
STATE ROUTE,
CHARGE PER PERSON

YoY % = 36.99
MoM % = -2.99



AIR FARE CHARGE
FOR SPECIFIED
ROUTES SINGLE
JOURNEY

YoY % = 4.77
MoM % = -0.74



JOURNEY BY
MOTORCYCLE
(OKADA)
PER DROP

YoY % = -4.07
MoM % = -9.05



WATER TRANSPORT:
WATER WAY
PASSENGER
TRANSPORTATION

YoY % = -17.99
MoM % = -8.76



MARCH 2018



BUS JOURNEY
WITHIN CITY,
PER DROP
CONSTANT ROUTE

N123.64



BUS JOURNEY
INTERCITY,
STATE ROUTE,
CHARGE PER PERSON

N1000.25



AIR FARE CHARGE
FOR SPECIFIED
ROUTES SINGLE
JOURNEY

N31200.00



JOURNEY BY
MOTORCYCLE
(OKADA)
PER DROP

N162.63



WATER TRANSPORT:
WATER WAY
PASSENGER
TRANSPORTATION

N500.78

FEBRUARY 2018



BUS JOURNEY
WITHIN CITY,
PER DROP
CONSTANT ROUTE

N137.62



BUS JOURNEY
INTERCITY,
STATE ROUTE,
CHARGE PER PERSON

N1086.11



AIR FARE CHARGE
FOR SPECIFIED
ROUTES SINGLE
JOURNEY

N32500.00



JOURNEY BY
MOTORCYCLE
(OKADA)
PER DROP

N138.10



WATER TRANSPORT:
WATER WAY
PASSENGER
TRANSPORTATION

N520.00

YoY % & MoM %



BUS JOURNEY
WITHIN CITY,
PER DROP
CONSTANT ROUTE

YoY % = 70.22
MoM % = -10.16



BUS JOURNEY
INTERCITY,
STATE ROUTE,
CHARGE PER PERSON

YoY % = -6.61
MoM % = -7.91



AIR FARE CHARGE
FOR SPECIFIED
ROUTES SINGLE
JOURNEY

YoY % = -6.87
MoM % = -4.00




JOURNEY BY
MOTORCYCLE
(OKADA)
PER DROP

YoY % = 18.71
MoM % = 17.77



WATER TRANSPORT:
WATER WAY
PASSENGER
TRANSPORTATION

YoY % = -4.71
MoM % = -3.70



MARCH 2018



BUS JOURNEY WITHIN CITY, PER DROP CONSTANT ROUTE

N125.00



BUS JOURNEY INTERCITY, STATE ROUTE, CHARGE PER PERSON

N1355.00



AIR FARE CHARGE FOR SPECIFIED ROUTES SINGLE JOURNEY

N35000.00



JOURNEY BY MOTORCYCLE (OKADA) PER DROP

N75.00



WATER TRANSPORT: WATER WAY PASSENGER TRANSPORTATION

N175.00

FEBRUARY 2018



BUS JOURNEY WITHIN CITY, PER DROP CONSTANT ROUTE

N150.00



BUS JOURNEY INTERCITY, STATE ROUTE, CHARGE PER PERSON

N1500.00



AIR FARE CHARGE FOR SPECIFIED ROUTES SINGLE JOURNEY

N35000.00



JOURNEY BY MOTORCYCLE (OKADA) PER DROP

N85.00



WATER TRANSPORT: WATER WAY PASSENGER TRANSPORTATION

N180.00

YoY % & MoM %



BUS JOURNEY WITHIN CITY, PER DROP CONSTANT ROUTE

YoY % = 40.98
MoM % = -16.67



BUS JOURNEY INTERCITY, STATE ROUTE, CHARGE PER PERSON

YoY % = -3.21
MoM % = -9.67



AIR FARE CHARGE FOR SPECIFIED ROUTES SINGLE JOURNEY

YoY % = 6.06
MoM % = 0.00



JOURNEY BY MOTORCYCLE (OKADA) PER DROP


YoY % = 20.00
MoM % = -11.76



WATER TRANSPORT: WATER WAY PASSENGER TRANSPORTATION

YoY % = 2.60
MoM % = -2.78

Average Transport Fare by Categories -Imo State



MARCH 2018



BUS JOURNEY WITHIN CITY, PER DROP CONSTANT ROUTE

N150.00



BUS JOURNEY INTERCITY, STATE ROUTE, CHARGE PER PERSON

N2100.00



AIR FARE CHARGE FOR SPECIFIED ROUTES SINGLE JOURNEY

N30925.00



JOURNEY BY MOTORCYCLE (OKADA) PER DROP

N143.18



WATER TRANSPORT: WATER WAY PASSENGER TRANSPORTATION

N427.50

FEBRUARY 2018



BUS JOURNEY WITHIN CITY, PER DROP CONSTANT ROUTE

N161.43



BUS JOURNEY INTERCITY, STATE ROUTE, CHARGE PER PERSON

N2170.50



AIR FARE CHARGE FOR SPECIFIED ROUTES SINGLE JOURNEY

N32026.28



JOURNEY BY MOTORCYCLE (OKADA) PER DROP

N138.50



WATER TRANSPORT: WATER WAY PASSENGER TRANSPORTATION

N530.00

YoY % & MoM %



BUS JOURNEY WITHIN CITY, PER DROP CONSTANT ROUTE

YoY % = 16.50
MoM % = -7.08



BUS JOURNEY INTERCITY, STATE ROUTE, CHARGE PER PERSON

YoY % = 102.76
MoM % = -3.25



AIR FARE CHARGE FOR SPECIFIED ROUTES SINGLE JOURNEY

YoY % = 3.08
MoM % = -3.44



JOURNEY BY MOTORCYCLE (OKADA) PER DROP

YoY % = -2.51
MoM % = 3.38



WATER TRANSPORT: WATER WAY PASSENGER TRANSPORTATION

YoY % = -6.38
MoM % = -19.34

Average Transport Fare by Categories -Jigawa State



MARCH 2018



**BUS JOURNEY
WITHIN CITY,
PER DROP
CONSTANT ROUTE**

N125.36



**BUS JOURNEY
INTERCITY,
STATE ROUTE,
CHARGE PER PERSON**

N1150.00



**AIR FARE CHARGE
FOR SPECIFIED
ROUTES SINGLE
JOURNEY**

N38000.00



**JOURNEY BY
MOTORCYCLE
(OKADA)
PER DROP**

N56.67



**WATER TRANSPORT:
WATER WAY
PASSENGER
TRANSPORTATION**

N520.00

FEBRUARY 2018



**BUS JOURNEY
WITHIN CITY,
PER DROP
CONSTANT ROUTE**

N149.00



**BUS JOURNEY
INTERCITY,
STATE ROUTE,
CHARGE PER PERSON**

N1266.67



**AIR FARE CHARGE
FOR SPECIFIED
ROUTES SINGLE
JOURNEY**

N40000.00



**JOURNEY BY
MOTORCYCLE
(OKADA)
PER DROP**

N53.57



**WATER TRANSPORT:
WATER WAY
PASSENGER
TRANSPORTATION**

N550.00

YoY % & MoM %



**BUS JOURNEY
WITHIN CITY,
PER DROP
CONSTANT ROUTE**

**YoY % = -19.98
MoM % = -15.87**



**BUS JOURNEY
INTERCITY,
STATE ROUTE,
CHARGE PER PERSON**

**YoY % = 27.77
MoM % = -9.21**



**AIR FARE CHARGE
FOR SPECIFIED
ROUTES SINGLE
JOURNEY**

**YoY % = -5.00
MoM % = -5.00**




**JOURNEY BY
MOTORCYCLE
(OKADA)
PER DROP**

**YoY % = -20.67
MoM % = 5.78**



**WATER TRANSPORT:
WATER WAY
PASSENGER
TRANSPORTATION**

**YoY % = -5.60
MoM % = -5.45**



MARCH 2018



BUS JOURNEY
WITHIN CITY,
PER DROP
CONSTANT ROUTE

N155.00



BUS JOURNEY
INTERCITY,
STATE ROUTE,
CHARGE PER PERSON

N1500.00



AIR FARE CHARGE
FOR SPECIFIED
ROUTES SINGLE
JOURNEY

N30000.00



JOURNEY BY
MOTORCYCLE
(OKADA)
PER DROP

N75.63



WATER TRANSPORT:
WATER WAY
PASSENGER
TRANSPORTATION

N300.00

FEBRUARY 2018



BUS JOURNEY
WITHIN CITY,
PER DROP
CONSTANT ROUTE

N166.00



BUS JOURNEY
INTERCITY,
STATE ROUTE,
CHARGE PER PERSON

N1625.00



AIR FARE CHARGE
FOR SPECIFIED
ROUTES SINGLE
JOURNEY

N31000.00



JOURNEY BY
MOTORCYCLE
(OKADA)
PER DROP

N79.29



WATER TRANSPORT:
WATER WAY
PASSENGER
TRANSPORTATION

N320.00

YoY % & MoM %



BUS JOURNEY
WITHIN CITY,
PER DROP
CONSTANT ROUTE

YoY % = 19.23
MoM % = -6.63



BUS JOURNEY
INTERCITY,
STATE ROUTE,
CHARGE PER PERSON

YoY % = 27.41
MoM % = -7.69



AIR FARE CHARGE
FOR SPECIFIED
ROUTES SINGLE
JOURNEY

YoY % = 16.92
MoM % = -3.23




JOURNEY BY
MOTORCYCLE
(OKADA)
PER DROP

YoY % = 14.58
MoM % = -4.62



WATER TRANSPORT:
WATER WAY
PASSENGER
TRANSPORTATION

YoY % = -6.99
MoM % = -6.25



MARCH 2018



BUS JOURNEY
WITHIN CITY,
PER DROP
CONSTANT ROUTE

N189.36



BUS JOURNEY
INTERCITY,
STATE ROUTE,
CHARGE PER PERSON

N1200.00



AIR FARE CHARGE
FOR SPECIFIED
ROUTES SINGLE
JOURNEY

N30000.00



JOURNEY BY
MOTORCYCLE
(OKADA)
PER DROP

N64.00



WATER TRANSPORT:
WATER WAY
PASSENGER
TRANSPORTATION

N355.63

FEBRUARY 2018



BUS JOURNEY
WITHIN CITY,
PER DROP
CONSTANT ROUTE

N192.43



BUS JOURNEY
INTERCITY,
STATE ROUTE,
CHARGE PER PERSON

N1375.00



AIR FARE CHARGE
FOR SPECIFIED
ROUTES SINGLE
JOURNEY

N32000.00



JOURNEY BY
MOTORCYCLE
(OKADA)
PER DROP

N63.50



WATER TRANSPORT:
WATER WAY
PASSENGER
TRANSPORTATION

N380.00

YoY % & MoM %



BUS JOURNEY
WITHIN CITY,
PER DROP
CONSTANT ROUTE

YoY % = 38.33

MoM % = -1.59



BUS JOURNEY
INTERCITY,
STATE ROUTE,
CHARGE PER PERSON

YoY % = 45.63

MoM % = -12.73



AIR FARE CHARGE
FOR SPECIFIED
ROUTES SINGLE
JOURNEY

YoY % = 7.14

MoM % = -6.25



JOURNEY BY
MOTORCYCLE
(OKADA)
PER DROP

YoY % = -41.37

MoM % = 0.79



WATER TRANSPORT:
WATER WAY
PASSENGER
TRANSPORTATION

YoY % = -6.41

MoM % = -6.41



MARCH 2018



BUS JOURNEY
WITHIN CITY,
PER DROP
CONSTANT ROUTE

N170.00



BUS JOURNEY
INTERCITY,
STATE ROUTE,
CHARGE PER PERSON

N1288.89



AIR FARE CHARGE
FOR SPECIFIED
ROUTES SINGLE
JOURNEY

N24000.00



JOURNEY BY
MOTORCYCLE
(OKADA)
PER DROP

N51.43



WATER TRANSPORT:
WATER WAY
PASSENGER
TRANSPORTATION

N455.9

FEBRUARY 2018



BUS JOURNEY
WITHIN CITY,
PER DROP
CONSTANT ROUTE

N173.33



BUS JOURNEY
INTERCITY,
STATE ROUTE,
CHARGE PER PERSON

N1136.36



AIR FARE CHARGE
FOR SPECIFIED
ROUTES SINGLE
JOURNEY

N25200.00



JOURNEY BY
MOTORCYCLE
(OKADA)
PER DROP

N62.50



WATER TRANSPORT:
WATER WAY
PASSENGER
TRANSPORTATION

N500.00

YoY % & MoM %



BUS JOURNEY
WITHIN CITY,
PER DROP
CONSTANT ROUTE

YoY % = -13.56

MoM % = -1.92



BUS JOURNEY
INTERCITY,
STATE ROUTE,
CHARGE PER PERSON

YoY % = 38.80

MoM % = 13.42



AIR FARE CHARGE
FOR SPECIFIED
ROUTES SINGLE
JOURNEY

YoY % = 7.62

MoM % = -4.76



JOURNEY BY
MOTORCYCLE
(OKADA)
PER DROP

YoY % = -12.09


MoM % = -17.71



WATER TRANSPORT:
WATER WAY
PASSENGER
TRANSPORTATION

YoY % = -6.70

MoM % = -8.82



MARCH 2018



**BUS JOURNEY
WITHIN CITY,
PER DROP
CONSTANT ROUTE**

N220.00



**BUS JOURNEY
INTERCITY,
STATE ROUTE,
CHARGE PER PERSON**

N1560.00



**AIR FARE CHARGE
FOR SPECIFIED
ROUTES SINGLE
JOURNEY**

N30500.00



**JOURNEY BY
MOTORCYCLE
(OKADA)
PER DROP**

N60.00



**WATER TRANSPORT:
WATER WAY
PASSENGER
TRANSPORTATION**

N265.00

FEBRUARY 2018



**BUS JOURNEY
WITHIN CITY,
PER DROP
CONSTANT ROUTE**

N230.00



**BUS JOURNEY
INTERCITY,
STATE ROUTE,
CHARGE PER PERSON**

N1731.25



**AIR FARE CHARGE
FOR SPECIFIED
ROUTES SINGLE
JOURNEY**

N30000.00



**JOURNEY BY
MOTORCYCLE
(OKADA)
PER DROP**

N76.44



**WATER TRANSPORT:
WATER WAY
PASSENGER
TRANSPORTATION**

N270.00

YoY % & MoM %



**BUS JOURNEY
WITHIN CITY,
PER DROP
CONSTANT ROUTE**

YoY % = 106.25

MoM % = -4.35



**BUS JOURNEY
INTERCITY,
STATE ROUTE,
CHARGE PER PERSON**

YoY % = 15.84

MoM % = -9.89



**AIR FARE CHARGE
FOR SPECIFIED
ROUTES SINGLE
JOURNEY**

YoY % = 7.02

MoM % = 1.67



**JOURNEY BY
MOTORCYCLE
(OKADA)
PER DROP**

YoY % = -8.57

MoM % = -21.51



**WATER TRANSPORT:
WATER WAY
PASSENGER
TRANSPORTATION**

YoY % = 14.89

MoM % = -1.85

Average Transport Fare by Categories -Kogi State



MARCH 2018



**BUS JOURNEY
WITHIN CITY,
PER DROP
CONSTANT ROUTE**

N145.00



**BUS JOURNEY
INTERCITY,
STATE ROUTE,
CHARGE PER PERSON**

N1800.00



**AIR FARE CHARGE
FOR SPECIFIED
ROUTES SINGLE
JOURNEY**

N25550.00



**JOURNEY BY
MOTORCYCLE
(OKADA)
PER DROP**

N100.00



**WATER TRANSPORT:
WATER WAY
PASSENGER
TRANSPORTATION**

N250.00

FEBRUARY 2018



**BUS JOURNEY
WITHIN CITY,
PER DROP
CONSTANT ROUTE**

N150.00



**BUS JOURNEY
INTERCITY,
STATE ROUTE,
CHARGE PER PERSON**

N2000.00



**AIR FARE CHARGE
FOR SPECIFIED
ROUTES SINGLE
JOURNEY**

N26000.00



**JOURNEY BY
MOTORCYCLE
(OKADA)
PER DROP**

N111.25



**WATER TRANSPORT:
WATER WAY
PASSENGER
TRANSPORTATION**

N350.00

YoY % & MoM %



**BUS JOURNEY
WITHIN CITY,
PER DROP
CONSTANT ROUTE**

YoY % = 44.62

MoM % = -3.33



**BUS JOURNEY
INTERCITY,
STATE ROUTE,
CHARGE PER PERSON**

YoY % = 11.50

MoM % = -10.00



**AIR FARE CHARGE
FOR SPECIFIED
ROUTES SINGLE
JOURNEY**

YoY % = 13.55

MoM % = -1.73



**JOURNEY BY
MOTORCYCLE
(OKADA)
PER DROP**

YoY % = 7.44


MoM % = -10.11



**WATER TRANSPORT:
WATER WAY
PASSENGER
TRANSPORTATION**

YoY % = -28.57

MoM % = -28.57



MARCH 2018



**BUS JOURNEY
WITHIN CITY,
PER DROP
CONSTANT ROUTE**

N120.00



**BUS JOURNEY
INTERCITY,
STATE ROUTE,
CHARGE PER PERSON**

N2000.00



**AIR FARE CHARGE
FOR SPECIFIED
ROUTES SINGLE
JOURNEY**

N27000.00



**JOURNEY BY
MOTORCYCLE
(OKADA)
PER DROP**

N95.32



**WATER TRANSPORT:
WATER WAY
PASSENGER
TRANSPORTATION**

N520.00

FEBRUARY 2018



**BUS JOURNEY
WITHIN CITY,
PER DROP
CONSTANT ROUTE**

N150.00



**BUS JOURNEY
INTERCITY,
STATE ROUTE,
CHARGE PER PERSON**

N2000.00



**AIR FARE CHARGE
FOR SPECIFIED
ROUTES SINGLE
JOURNEY**

N28000.00



**JOURNEY BY
MOTORCYCLE
(OKADA)
PER DROP**

N97.44



**WATER TRANSPORT:
WATER WAY
PASSENGER
TRANSPORTATION**

N550.00

YoY % & MoM %



**BUS JOURNEY
WITHIN CITY,
PER DROP
CONSTANT ROUTE**

YoY % = -20.00

MoM % = -20.00



**BUS JOURNEY
INTERCITY,
STATE ROUTE,
CHARGE PER PERSON**

YoY % = 0.00

MoM % = 0.00



**AIR FARE CHARGE
FOR SPECIFIED
ROUTES SINGLE
JOURNEY**

YoY % = -22.86

MoM % = -3.57



**JOURNEY BY
MOTORCYCLE
(OKADA)
PER DROP**

YoY % = 53.39


MoM % = -2.18



**WATER TRANSPORT:
WATER WAY
PASSENGER
TRANSPORTATION**

YoY % = 3.68

MoM % = -5.45



MARCH 2018



BUS JOURNEY WITHIN CITY, PER DROP CONSTANT ROUTE

N200.00



BUS JOURNEY INTERCITY, STATE ROUTE, CHARGE PER PERSON

N2050.00



AIR FARE CHARGE FOR SPECIFIED ROUTES SINGLE JOURNEY

N40000.00



JOURNEY BY MOTORCYCLE (OKADA) PER DROP

N95.45



WATER TRANSPORT: WATER WAY PASSENGER TRANSPORTATION

N433.33

FEBRUARY 2018



BUS JOURNEY WITHIN CITY, PER DROP CONSTANT ROUTE

N210.18



BUS JOURNEY INTERCITY, STATE ROUTE, CHARGE PER PERSON

N2193.75



AIR FARE CHARGE FOR SPECIFIED ROUTES SINGLE JOURNEY

N40500.00



JOURNEY BY MOTORCYCLE (OKADA) PER DROP

N125.00



WATER TRANSPORT: WATER WAY PASSENGER TRANSPORTATION

N500.00

YoY % & MoM %



BUS JOURNEY WITHIN CITY, PER DROP CONSTANT ROUTE

YoY % = 41.89

MoM % = -4.84



BUS JOURNEY INTERCITY, STATE ROUTE, CHARGE PER PERSON

YoY % = 0.65

MoM % = -6.55



AIR FARE CHARGE FOR SPECIFIED ROUTES SINGLE JOURNEY

YoY % = 23.08

MoM % = -1.23



JOURNEY BY MOTORCYCLE (OKADA) PER DROP

YoY % = -25.13


MoM % = -23.64



WATER TRANSPORT: WATER WAY PASSENGER TRANSPORTATION

YoY % = -13.33

MoM % = -13.33



MARCH 2018



**BUS JOURNEY
WITHIN CITY,
PER DROP
CONSTANT ROUTE**

N225.00



**BUS JOURNEY
INTERCITY,
STATE ROUTE,
CHARGE PER PERSON**

N1222.22



**AIR FARE CHARGE
FOR SPECIFIED
ROUTES SINGLE
JOURNEY**

N25500.00



**JOURNEY BY
MOTORCYCLE
(OKADA)
PER DROP**

N100.00



**WATER TRANSPORT:
WATER WAY
PASSENGER
TRANSPORTATION**

N395.58

FEBRUARY 2018



**BUS JOURNEY
WITHIN CITY,
PER DROP
CONSTANT ROUTE**

N235.00



**BUS JOURNEY
INTERCITY,
STATE ROUTE,
CHARGE PER PERSON**

N1371.43



**AIR FARE CHARGE
FOR SPECIFIED
ROUTES SINGLE
JOURNEY**

N26000.00



**JOURNEY BY
MOTORCYCLE
(OKADA)
PER DROP**

N109.23



**WATER TRANSPORT:
WATER WAY
PASSENGER
TRANSPORTATION**

N400.00

YoY % & MoM %



**BUS JOURNEY
WITHIN CITY,
PER DROP
CONSTANT ROUTE**

YoY % = 125.00

MoM % = -4.26



**BUS JOURNEY
INTERCITY,
STATE ROUTE,
CHARGE PER PERSON**

YoY % = 22.22

MoM % = -10.88



**AIR FARE CHARGE
FOR SPECIFIED
ROUTES SINGLE
JOURNEY**

YoY % = -5.56

MoM % = -1.92



**JOURNEY BY
MOTORCYCLE
(OKADA)
PER DROP**

YoY % = 39.24

MoM % = -8.45




**WATER TRANSPORT:
WATER WAY
PASSENGER
TRANSPORTATION**

YoY % = 2.54

MoM % = -1.11

Average Transport Fare by Categories -Niger State



MARCH 2018



BUS JOURNEY WITHIN CITY, PER DROP CONSTANT ROUTE

N100.00



BUS JOURNEY INTERCITY, STATE ROUTE, CHARGE PER PERSON

N1255.62



AIR FARE CHARGE FOR SPECIFIED ROUTES SINGLE JOURNEY

N29000.00



JOURNEY BY MOTORCYCLE (OKADA) PER DROP

N59.17



WATER TRANSPORT: WATER WAY PASSENGER TRANSPORTATION

N303.25

FEBRUARY 2018



BUS JOURNEY WITHIN CITY, PER DROP CONSTANT ROUTE

N141.67



BUS JOURNEY INTERCITY, STATE ROUTE, CHARGE PER PERSON

N1280.00



AIR FARE CHARGE FOR SPECIFIED ROUTES SINGLE JOURNEY

N30000.00



JOURNEY BY MOTORCYCLE (OKADA) PER DROP

N69.00



WATER TRANSPORT: WATER WAY PASSENGER TRANSPORTATION

N320.00

YoY % & MoM %



BUS JOURNEY WITHIN CITY, PER DROP CONSTANT ROUTE

YoY % = -16.67
MoM % = -29.41



BUS JOURNEY INTERCITY, STATE ROUTE, CHARGE PER PERSON

YoY % = -44.88
MoM % = -1.90



AIR FARE CHARGE FOR SPECIFIED ROUTES SINGLE JOURNEY

YoY % = 4.05
MoM % = -3.33



JOURNEY BY MOTORCYCLE (OKADA) PER DROP

YoY % = 2.40
MoM % = -14.25



WATER TRANSPORT: WATER WAY PASSENGER TRANSPORTATION

YoY % = 1.08
MoM % = -5.23



MARCH 2018



BUS JOURNEY
WITHIN CITY,
PER DROP
CONSTANT ROUTE

N145.32



BUS JOURNEY
INTERCITY,
STATE ROUTE,
CHARGE PER PERSON

N2003.25



AIR FARE CHARGE
FOR SPECIFIED
ROUTES SINGLE
JOURNEY

N30000.00



JOURNEY BY
MOTORCYCLE
(OKADA)
PER DROP

N156.85



WATER TRANSPORT:
WATER WAY
PASSENGER
TRANSPORTATION

N725.00

FEBRUARY 2018



BUS JOURNEY
WITHIN CITY,
PER DROP
CONSTANT ROUTE

N157.00



BUS JOURNEY
INTERCITY,
STATE ROUTE,
CHARGE PER PERSON

N2346.67



AIR FARE CHARGE
FOR SPECIFIED
ROUTES SINGLE
JOURNEY

N30000.00



JOURNEY BY
MOTORCYCLE
(OKADA)
PER DROP

N174.72



WATER TRANSPORT:
WATER WAY
PASSENGER
TRANSPORTATION

N750.00

YoY % & MoM %



BUS JOURNEY
WITHIN CITY,
PER DROP
CONSTANT ROUTE

YoY % = -7.24
MoM % = -7.44



BUS JOURNEY
INTERCITY,
STATE ROUTE,
CHARGE PER PERSON

YoY % = 54.39
MoM % = -14.63



AIR FARE CHARGE
FOR SPECIFIED
ROUTES SINGLE
JOURNEY

YoY % = 11.11
MoM % = 0.00



JOURNEY BY
MOTORCYCLE
(OKADA)
PER DROP

YoY % = 91.04
MoM % = -10.23



WATER TRANSPORT:
WATER WAY
PASSENGER
TRANSPORTATION

YoY % = 31.82
MoM % = -3.33



MARCH 2018



BUS JOURNEY
WITHIN CITY,
PER DROP
CONSTANT ROUTE

N140.00



BUS JOURNEY
INTERCITY,
STATE ROUTE,
CHARGE PER PERSON

N1750.00



AIR FARE CHARGE
FOR SPECIFIED
ROUTES SINGLE
JOURNEY

N29800.00



JOURNEY BY
MOTORCYCLE
(OKADA)
PER DROP

N190.26



WATER TRANSPORT:
WATER WAY
PASSENGER
TRANSPORTATION

N737.50

FEBRUARY 2018



BUS JOURNEY
WITHIN CITY,
PER DROP
CONSTANT ROUTE

N144.17



BUS JOURNEY
INTERCITY,
STATE ROUTE,
CHARGE PER PERSON

N1829.41



AIR FARE CHARGE
FOR SPECIFIED
ROUTES SINGLE
JOURNEY

N30000.00



JOURNEY BY
MOTORCYCLE
(OKADA)
PER DROP

N194.78



WATER TRANSPORT:
WATER WAY
PASSENGER
TRANSPORTATION

N800.00

YoY % & MoM %



BUS JOURNEY
WITHIN CITY,
PER DROP
CONSTANT ROUTE

YoY % = 29.23

MoM % = -2.89



BUS JOURNEY
INTERCITY,
STATE ROUTE,
CHARGE PER PERSON

YoY % = 23.98

MoM % = -4.34



AIR FARE CHARGE
FOR SPECIFIED
ROUTES SINGLE
JOURNEY

YoY % = -0.67

MoM % = -0.67



JOURNEY BY
MOTORCYCLE
(OKADA)
PER DROP

YoY % = 67.17

MoM % = -2.32



WATER TRANSPORT:
WATER WAY
PASSENGER
TRANSPORTATION

YoY % = 22.92

MoM % = -7.81

Average Transport Fare by Categories -Osun State



MARCH 2018



BUS JOURNEY
WITHIN CITY,
PER DROP
CONSTANT ROUTE

N140.65



BUS JOURNEY
INTERCITY,
STATE ROUTE,
CHARGE PER PERSON

N1500.00



AIR FARE CHARGE
FOR SPECIFIED
ROUTES SINGLE
JOURNEY

N24000.00



JOURNEY BY
MOTORCYCLE
(OKADA)
PER DROP

N100.00



WATER TRANSPORT:
WATER WAY
PASSENGER
TRANSPORTATION

N450.80

FEBRUARY 2018



BUS JOURNEY
WITHIN CITY,
PER DROP
CONSTANT ROUTE

N144.17



BUS JOURNEY
INTERCITY,
STATE ROUTE,
CHARGE PER PERSON

N1529.41



AIR FARE CHARGE
FOR SPECIFIED
ROUTES SINGLE
JOURNEY

N25714.88



JOURNEY BY
MOTORCYCLE
(OKADA)
PER DROP

N104.78



WATER TRANSPORT:
WATER WAY
PASSENGER
TRANSPORTATION

N470.00

YoY % & MoM %



BUS JOURNEY
WITHIN CITY,
PER DROP
CONSTANT ROUTE

YoY % = 31.54

MoM % = -2.44



BUS JOURNEY
INTERCITY,
STATE ROUTE,
CHARGE PER PERSON

YoY % = 14.92

MoM % = -1.92



AIR FARE CHARGE
FOR SPECIFIED
ROUTES SINGLE
JOURNEY

YoY % = -4.00

MoM % = -6.67



JOURNEY BY
MOTORCYCLE
(OKADA)
PER DROP

YoY % = -14.56

MoM % = -4.56




WATER TRANSPORT:
WATER WAY
PASSENGER
TRANSPORTATION

YoY % = -2.05

MoM % = -4.09

Average Transport Fare by Categories -Oyo State



MARCH 2018



BUS JOURNEY
WITHIN CITY,
PER DROP
CONSTANT ROUTE

155.00



BUS JOURNEY
INTERCITY,
STATE ROUTE,
CHARGE PER PERSON

N1550.00



AIR FARE CHARGE
FOR SPECIFIED
ROUTES SINGLE
JOURNEY

N24500.00



JOURNEY BY
MOTORCYCLE
(OKADA)
PER DROP

N68.13



WATER TRANSPORT:
WATER WAY
PASSENGER
TRANSPORTATION

N425.25

FEBRUARY 2018



BUS JOURNEY
WITHIN CITY,
PER DROP
CONSTANT ROUTE

N174.62



BUS JOURNEY
INTERCITY,
STATE ROUTE,
CHARGE PER PERSON

N1635.00



AIR FARE CHARGE
FOR SPECIFIED
ROUTES SINGLE
JOURNEY

N25000.00



JOURNEY BY
MOTORCYCLE
(OKADA)
PER DROP

N70.53



WATER TRANSPORT:
WATER WAY
PASSENGER
TRANSPORTATION

N450.00

YoY % & MoM %



BUS JOURNEY
WITHIN CITY,
PER DROP
CONSTANT ROUTE

YoY % = -1.59
MoM % = -11.23



BUS JOURNEY
INTERCITY,
STATE ROUTE,
CHARGE PER PERSON

YoY % = 41.71
MoM % = -5.20



AIR FARE CHARGE
FOR SPECIFIED
ROUTES SINGLE
JOURNEY

YoY % = -18.33
MoM % = -2.00




JOURNEY BY
MOTORCYCLE
(OKADA)
PER DROP

YoY % = -2.68
MoM % = -3.40



WATER TRANSPORT:
WATER WAY
PASSENGER
TRANSPORTATION

YoY % = -6.28
MoM % = -5.50



MARCH 2018



BUS JOURNEY
WITHIN CITY,
PER DROP
CONSTANT ROUTE

N95.00



BUS JOURNEY
INTERCITY,
STATE ROUTE,
CHARGE PER PERSON

N1933.33



AIR FARE CHARGE
FOR SPECIFIED
ROUTES SINGLE
JOURNEY

N36000.00



JOURNEY BY
MOTORCYCLE
(OKADA)
PER DROP

N65.00



WATER TRANSPORT:
WATER WAY
PASSENGER
TRANSPORTATION

N300.00

FEBRUARY 2018



BUS JOURNEY
WITHIN CITY,
PER DROP
CONSTANT ROUTE

N105.00



BUS JOURNEY
INTERCITY,
STATE ROUTE,
CHARGE PER PERSON

N1966.67



AIR FARE CHARGE
FOR SPECIFIED
ROUTES SINGLE
JOURNEY

N36000.00



JOURNEY BY
MOTORCYCLE
(OKADA)
PER DROP

N86.43



WATER TRANSPORT:
WATER WAY
PASSENGER
TRANSPORTATION

N320.00

YoY % & MoM %



BUS JOURNEY
WITHIN CITY,
PER DROP
CONSTANT ROUTE

YoY % = 18.75

MoM % = -9.52



BUS JOURNEY
INTERCITY,
STATE ROUTE,
CHARGE PER PERSON

YoY % = 35.33

MoM % = -1.69



AIR FARE CHARGE
FOR SPECIFIED
ROUTES SINGLE
JOURNEY

YoY % = 44.00

MoM % = 0.00



JOURNEY BY
MOTORCYCLE
(OKADA)
PER DROP

YoY % = 4.84

MoM % = -24.79



WATER TRANSPORT:
WATER WAY
PASSENGER
TRANSPORTATION

YoY % = -0.04

MoM % = -6.25



MARCH 2018



**BUS JOURNEY
WITHIN CITY,
PER DROP
CONSTANT ROUTE**

N95.45



**BUS JOURNEY
INTERCITY,
STATE ROUTE,
CHARGE PER PERSON**

N1700.00



**AIR FARE CHARGE
FOR SPECIFIED
ROUTES SINGLE
JOURNEY**

N30000.00



**JOURNEY BY
MOTORCYCLE
(OKADA)
PER DROP**

N191.67



**WATER TRANSPORT:
WATER WAY
PASSENGER
TRANSPORTATION**

N2000.00

FEBRUARY 2018



**BUS JOURNEY
WITHIN CITY,
PER DROP
CONSTANT ROUTE**

N156.67



**BUS JOURNEY
INTERCITY,
STATE ROUTE,
CHARGE PER PERSON**

N1727.27



**AIR FARE CHARGE
FOR SPECIFIED
ROUTES SINGLE
JOURNEY**

N30500.00



**JOURNEY BY
MOTORCYCLE
(OKADA)
PER DROP**

N194.74



**WATER TRANSPORT:
WATER WAY
PASSENGER
TRANSPORTATION**

N2050.00

YoY % & MoM %



**BUS JOURNEY
WITHIN CITY,
PER DROP
CONSTANT ROUTE**

**YoY % = -4.55
MoM % = -39.07**



**BUS JOURNEY
INTERCITY,
STATE ROUTE,
CHARGE PER PERSON**

**YoY % = 16.70
MoM % = -1.58**



**AIR FARE CHARGE
FOR SPECIFIED
ROUTES SINGLE
JOURNEY**

**YoY % = 0.00
MoM % = -1.64**




**JOURNEY BY
MOTORCYCLE
(OKADA)
PER DROP**

**YoY % = 6.98
MoM % = -1.58**



**WATER TRANSPORT:
WATER WAY
PASSENGER
TRANSPORTATION**

**YoY % = 38.89
MoM % = -2.44**



MARCH 2018



BUS JOURNEY
WITHIN CITY,
PER DROP
CONSTANT ROUTE

N120.00



BUS JOURNEY
INTERCITY,
STATE ROUTE,
CHARGE PER PERSON

N2650.00



AIR FARE CHARGE
FOR SPECIFIED
ROUTES SINGLE
JOURNEY

N29500.00



JOURNEY BY
MOTORCYCLE
(OKADA)
PER DROP

N87.14



WATER TRANSPORT:
WATER WAY
PASSENGER
TRANSPORTATION

N400.25

FEBRUARY 2018



BUS JOURNEY
WITHIN CITY,
PER DROP
CONSTANT ROUTE

N135.00



BUS JOURNEY
INTERCITY,
STATE ROUTE,
CHARGE PER PERSON

N2050.00



AIR FARE CHARGE
FOR SPECIFIED
ROUTES SINGLE
JOURNEY

N29666.67



JOURNEY BY
MOTORCYCLE
(OKADA)
PER DROP

N98.25



WATER TRANSPORT:
WATER WAY
PASSENGER
TRANSPORTATION

N450.53

YoY % & MoM %



BUS JOURNEY
WITHIN CITY,
PER DROP
CONSTANT ROUTE

YoY % = 20.00
MoM % = -11.11



BUS JOURNEY
INTERCITY,
STATE ROUTE,
CHARGE PER PERSON

YoY % = 43.24
MoM % = 29.27



AIR FARE CHARGE
FOR SPECIFIED
ROUTES SINGLE
JOURNEY

YoY % = 0.00
MoM % = -0.56




JOURNEY BY
MOTORCYCLE
(OKADA)
PER DROP

YoY % = -12.86
MoM % = -11.30



WATER TRANSPORT:
WATER WAY
PASSENGER
TRANSPORTATION

YoY % = -15.54
MoM % = -11.16



MARCH 2018



BUS JOURNEY
WITHIN CITY,
PER DROP
CONSTANT ROUTE

N145.00



BUS JOURNEY
INTERCITY,
STATE ROUTE,
CHARGE PER PERSON

N1710.00



AIR FARE CHARGE
FOR SPECIFIED
ROUTES SINGLE
JOURNEY

N25000.00



JOURNEY BY
MOTORCYCLE
(OKADA)
PER DROP

N129.25



WATER TRANSPORT:
WATER WAY
PASSENGER
TRANSPORTATION

N410.00

FEBRUARY 2018



BUS JOURNEY
WITHIN CITY,
PER DROP
CONSTANT ROUTE

N150.00



BUS JOURNEY
INTERCITY,
STATE ROUTE,
CHARGE PER PERSON

N1766.67



AIR FARE CHARGE
FOR SPECIFIED
ROUTES SINGLE
JOURNEY

N26000.00



JOURNEY BY
MOTORCYCLE
(OKADA)
PER DROP

N130.00



WATER TRANSPORT:
WATER WAY
PASSENGER
TRANSPORTATION

N430.00

YoY % & MoM %



BUS JOURNEY
WITHIN CITY,
PER DROP
CONSTANT ROUTE

YoY % = 43.59

MoM % = -3.33



BUS JOURNEY
INTERCITY,
STATE ROUTE,
CHARGE PER PERSON

YoY % = 19.70

MoM % = -3.21



AIR FARE CHARGE
FOR SPECIFIED
ROUTES SINGLE
JOURNEY

YoY % = -29.66

MoM % = -3.85



JOURNEY BY
MOTORCYCLE
(OKADA)
PER DROP

YoY % = 19.05

MoM % = -0.58



WATER TRANSPORT:
WATER WAY
PASSENGER
TRANSPORTATION

YoY % = 2.44

MoM % = -4.65



MARCH 2018



BUS JOURNEY WITHIN CITY, PER DROP CONSTANT ROUTE

N140.00



BUS JOURNEY INTERCITY, STATE ROUTE, CHARGE PER PERSON

N1000.00



AIR FARE CHARGE FOR SPECIFIED ROUTES SINGLE JOURNEY

N30000.00



JOURNEY BY MOTORCYCLE (OKADA) PER DROP

N105.00



WATER TRANSPORT: WATER WAY PASSENGER TRANSPORTATION

N300.00

FEBRUARY 2018



BUS JOURNEY WITHIN CITY, PER DROP CONSTANT ROUTE

N150.00



BUS JOURNEY INTERCITY, STATE ROUTE, CHARGE PER PERSON

N950.00



AIR FARE CHARGE FOR SPECIFIED ROUTES SINGLE JOURNEY

N30000.00



JOURNEY BY MOTORCYCLE (OKADA) PER DROP

N115.00



WATER TRANSPORT: WATER WAY PASSENGER TRANSPORTATION

N350.00

YoY % & MoM %



BUS JOURNEY WITHIN CITY, PER DROP CONSTANT ROUTE

YoY % = 133.33

MoM % = -6.67



BUS JOURNEY INTERCITY, STATE ROUTE, CHARGE PER PERSON

YoY % = 0.00

MoM % = 5.26



AIR FARE CHARGE FOR SPECIFIED ROUTES SINGLE JOURNEY

YoY % = 12.95

MoM % = 0.00



JOURNEY BY MOTORCYCLE (OKADA) PER DROP

YoY % = 50.00


MoM % = -8.70



WATER TRANSPORT: WATER WAY PASSENGER TRANSPORTATION

YoY % = -14.39

MoM % = -14.29



MARCH 2018



BUS JOURNEY
WITHIN CITY,
PER DROP
CONSTANT ROUTE

N155.25



BUS JOURNEY
INTERCITY,
STATE ROUTE,
CHARGE PER PERSON

N1180.00



AIR FARE CHARGE
FOR SPECIFIED
ROUTES SINGLE
JOURNEY

N29500.00



JOURNEY BY
MOTORCYCLE
(OKADA)
PER DROP

N79.35



WATER TRANSPORT:
WATER WAY
PASSENGER
TRANSPORTATION

N357.14

FEBRUARY 2018



BUS JOURNEY
WITHIN CITY,
PER DROP
CONSTANT ROUTE

N160.00



BUS JOURNEY
INTERCITY,
STATE ROUTE,
CHARGE PER PERSON

N1173.33



AIR FARE CHARGE
FOR SPECIFIED
ROUTES SINGLE
JOURNEY

N30000.00



JOURNEY BY
MOTORCYCLE
(OKADA)
PER DROP

N80.53



WATER TRANSPORT:
WATER WAY
PASSENGER
TRANSPORTATION

N350.00

YoY % & MoM %



BUS JOURNEY
WITHIN CITY,
PER DROP
CONSTANT ROUTE

YoY % = 51.88

MoM % = -2.97



BUS JOURNEY
INTERCITY,
STATE ROUTE,
CHARGE PER PERSON

YoY % = -4.84

MoM % = 0.57



AIR FARE CHARGE
FOR SPECIFIED
ROUTES SINGLE
JOURNEY

YoY % = 15.69

MoM % = -1.67



JOURNEY BY
MOTORCYCLE
(OKADA)
PER DROP

YoY % = 51.95

MoM % = -1.46



WATER TRANSPORT:
WATER WAY
PASSENGER
TRANSPORTATION

YoY % = 11.49

MoM % = 2.04

Methodology

Field work is done solely by over 700 NBS Staff in all States of the federation supported by supervisors who are monitored by internal and external observers.

Fuel Prices are collected across all the 774 local governments across all States and the FCT from over 10,000 respondents and locations and reflect actual prices households state they actually bought those fuels together with the prices reportedly sold by the fuel suppliers.

The average of all these prices is then reported for each state and the average for the country is the average for the state.

NBS audit team subsequently conducts randomly selected verification of prices recorded.

Acknowledgements/Contacts

Acknowledgements

We acknowledge our technical partners, Proshare in the design, concept and production of this publication.





Contact Us

 @nigerianstat

 NBSNigeria

 www.nigerianstat.gov.ng

 **Head Office Address**
Plot 762, Independence Avenue, Central
Business District, FCT, Abuja Nigeria.

 +234 803 386 5388

 feedback@nigerianstat.gov.ng