



NATIONAL BUREAU OF STATISTICS

Transport Fare Watch

(MARCH 2020)



Report Date: April 2020

Data Source: National Bureau of Statistics (NBS)

CONTENTS

Executive Summary	1
Average Transport Fare Across States	
-States Bus Journey Within City, Per Drop Constant Route	2
-States Bus Journey Intercity, State Route, Charge per person	3
-Air Fare Charge for Specified Routes Single Journey	4
-Journey by Motorcycle (Okada) Per Drop	5
-Waterway Passenger Transport	6
Average Transport Fare by Categories - All States	
Abia	7
Abuja	8
Adamawa	9
Akwa Ibom	10
Anambra	11
Bauchi	12
Bayelsa	13
Benue	14
Borno	15
Cross River	16
Delta	17
Ebonyi	18
Edo	19
Ekiti	20
Enugu	21
Gombe	22
Imo	23
Jigawa	24
Kaduna	25
Kano	26
Katsina	27
Kebbi	28
Kogi	29
Kwara	30
Lagos	31
Nassarawa	32
Niger	33
Ogun	34
Ondo	35
Osun	36
Oyo	37
Plateau	38
Rivers	39
Sokoto	40
Taraba	41
Yobe	42
Zamfara	43
Methodology	44
Acknowledgment and Contact	45

EXECUTIVE SUMMARY

The Transport fare Watch report for March 2020 covers the following categories namely bus journey within the city per drop constant route; bus journey intercity, state route, charge per person; air fare charge for specified routes single journey; journey by motorcycle (Okada) per drop; and water way passenger transport.

Average fare paid by commuters for bus journey within the city increased by 1.89% month-on-month and by 13.99% year-on-year to N206.73 in March 2020 from N202.89 in February 2020. States with highest bus journey fare within city were Zamfara (N357.14), Abuja FCT (N332.50) and Kebbi (N300.00) while States with lowest bus journey fare within city were Bauchi (N100.00), Sokoto (N135.00) and Rivers (N145.00).

Average fare paid by commuters for bus journey intercity decreased by -0.33% month-on-month and increased by 6.23% year-on-year to N1,691.23 in March 2020 from N1,696.76 in February 2020. States with highest bus journey fare intercity were Abuja FCT (N4,120.00), Borno (N2,600.00) and Adamawa (N2,500.00) while States with lowest bus journey fare within city were Bauchi (N955.00), Enugu (N989.23) and Bayelsa (N1050.50).

Average fare paid by air passengers for specified routes single journey decreased by -0.52% month-on-month and increased by 0.40% year-on-year to N30,743.66 in March 2020 from N30,904.89 in February 2020. States with highest air fare were Jigawa (N35,400.00), Rivers (N35,000.00), Abuja FCT (N34,000.00) while States with lowest air fare were Sokoto (N22,500.00), Katsina (N25,000.00), and Kano (N25,500.00).

Average fare paid by commuters for journey by motorcycle per drop decreased by -0.64% month-on-month and increased by 15.29% year-on-year to N134.07 in March 2020 from N134.94 in February 2020. States with highest journey fare by motorcycle per drop were Rivers (N246.15), Kogi (N231.11) and Ondo (N212.81) while states with lowest journey fare by motorcycle per drop were Adamawa (N50.00), Katsina (N61.43) and Kebbi (N76.00).

Average fare paid by passengers for water way passenger transport decreased by -0.95% month-on-month and increased by 3.70% year-on-year to N563.26 in March 2020 from N568.68 in February 2020. States with highest fare by water way passenger transport were Bayelsa (N1,822.22), Delta (N1,820.00) and Rivers (N1,766.67) while states with lowest fare by water way passenger transport were Borno (N130.00), Gombe (N190.00) and Ebonyi (N200.50).

TRANSPORT FARE WATCH - MARCH 2020

Average Transport Fare Across States -Bus Journey Within City , Per Drop Constant Route



YoY = 13.99%

N181.36

MARCH 2019 Average



AVERAGE

N206.73



MoM = 1.89%

N202.89

FEBRUARY 2020 Average

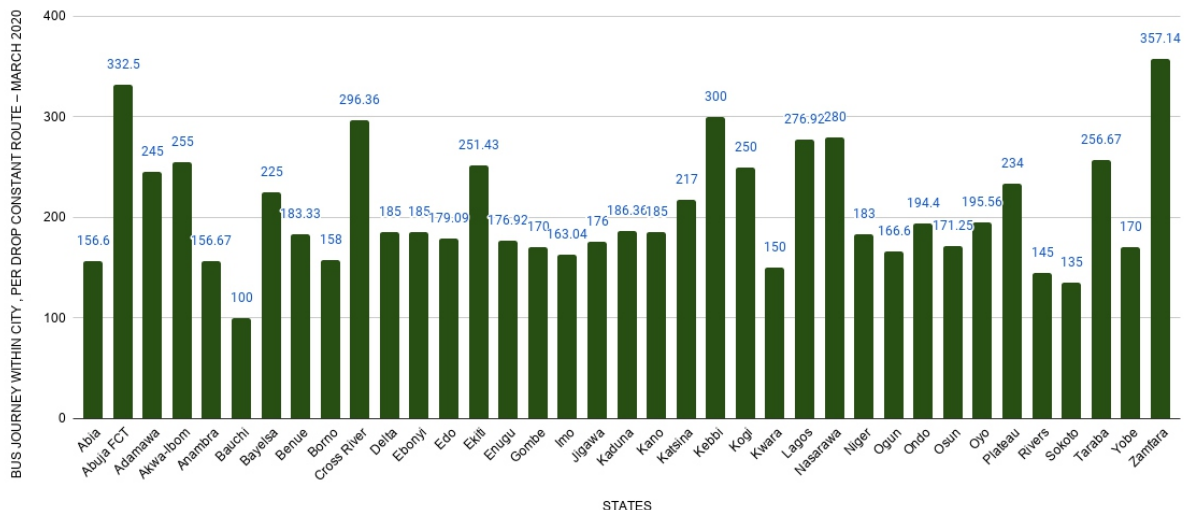
STATES WITH THE HIGHEST AVERAGE PRICES IN MARCH 2020

	March -20	YoY %	MoM %
ZAMFARA	N357.14	140.69%	6.29%
ABUJA FCT	N332.50	152.37%	7.26%
KEBBI	N300.00	57.89%	14.94%

STATES WITH THE LOWEST AVERAGE PRICES IN MARCH 2020

	March -20	YoY %	MoM %
BAUCHI	N100.00	-24.30%	-6.54%
SOKOTO	N135.00	1.89%	-10.00%
RIVERS	N145.00	-20.18%	-8.81%

BUS JOURNEY WITHIN CITY , PER DROP CONSTANT ROUTE – MARCH 2020



TRANSPORT FARE WATCH - MARCH 2020

Average Transport Fare Across States

-Bus Journey Intercity, State Route, Charge Per Person



YoY = 6.23%

N1,592.07

MARCH 2019 Average



AVERAGE

N1,691.23



MoM = -0.33%

N1,696.76

FEBRUARY 2020 Average

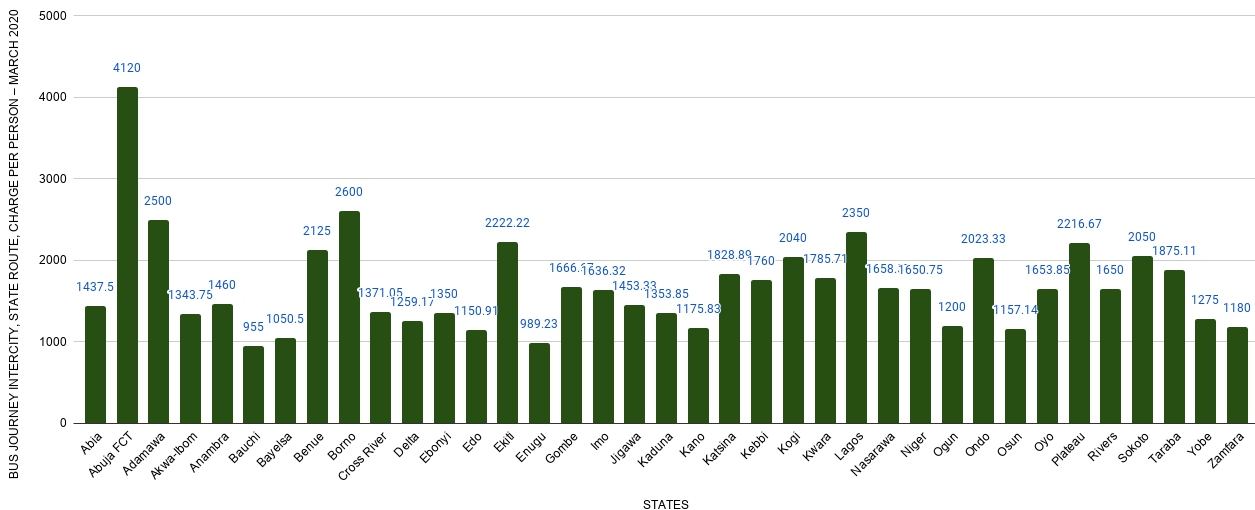
STATES WITH THE HIGHEST AVERAGE PRICES IN MARCH 2020

	March -20	YoY %	MoM %
ABUJA FCT	N4120.00	3.00%	-2.72%
BORNO	N2600.00	2.51%	1.96%
ADAMAWA	N2500.00	3.88%	-1.77%

STATES WITH THE LOWEST AVERAGE PRICES IN MARCH 2020

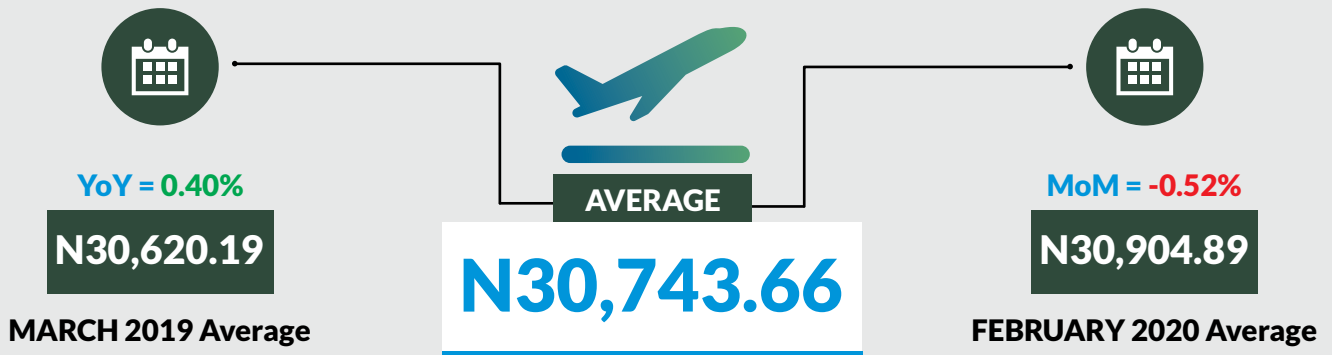
	March -20	YoY %	MoM %
BAUCHI	N955.00	-2.88%	-0.83%
ENUGU	N989.23	4.42%	1.98%
BAYELSA	N1050.50	5.01%	1.99%

BUS JOURNEY INTERCITY, STATE ROUTE, CHARGE PER PERSON – MARCH 2020



TRANSPORT FARE WATCH - MARCH 2020

Average Transport Fare Across States -Air Fare Charge For Specified Routes Single Journey



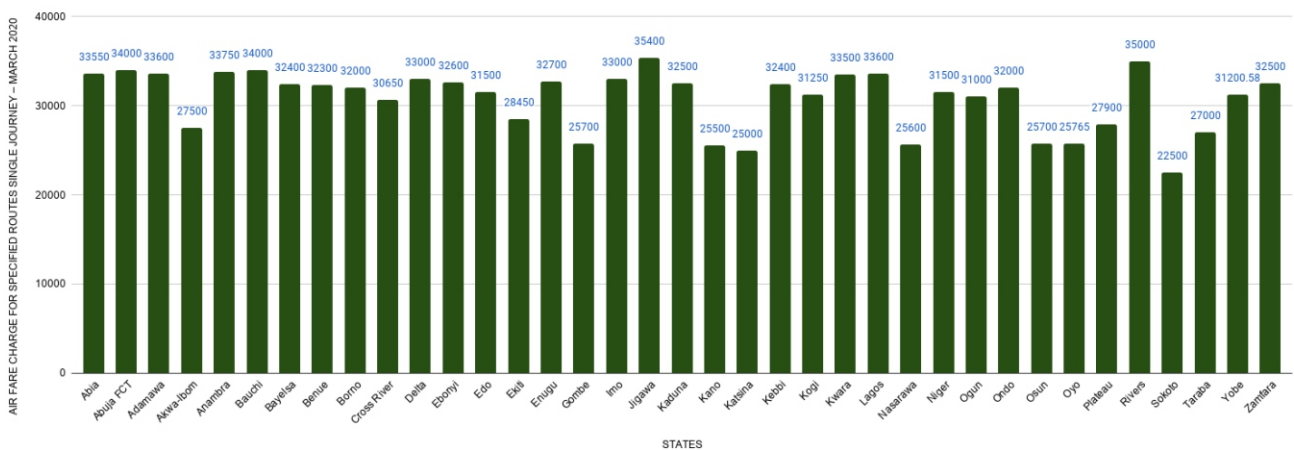
STATES WITH THE HIGHEST AVERAGE PRICES IN MARCH 2020

	March -20	YoY%	MoM%
JIGAWA	N35400.00	1.14%	0.00%
RIVERS	N35000.00	1.45%	-1.69%
Abuja FCT	N34000.00	-2.86%	1.49%

STATES WITH THE LOWEST AVERAGE PRICES IN MARCH 2020


	March -20	YoY%	MoM%
SOKOTO	N22500.00	-15.41%	-11.42%
KATSINA	N25000.00	-0.50%	1.27%
KANO	N25500.00	-3.77%	0.00%

AIR FARE CHARGE FOR SPECIFIED ROUTES SINGLE JOURNEY – MARCH 2020



TRANSPORT FARE WATCH - MARCH 2020

Average Transport Fare Across States -Journey by Motorcycle (Okada) Per Drop



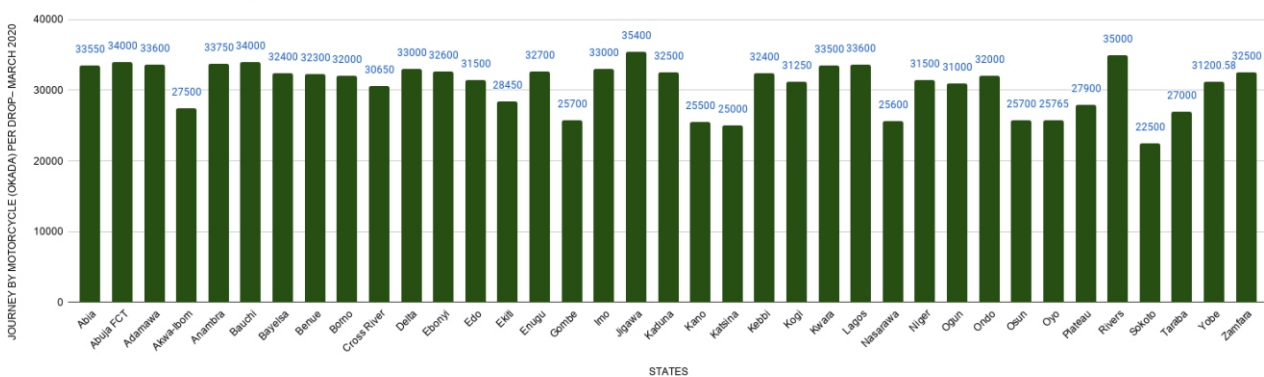
STATES WITH THE HIGHEST AVERAGE PRICES IN MARCH 2020

	March -20	YoY%	MoM%
RIVERS	N246.15	29.55%	-6.05%
KOGI	N231.11	25.23%	-3.70%
ONDO	N212.81	11.18%	12.01%

STATES WITH THE LOWEST AVERAGE PRICES IN MARCH 2020

	March -20	YoY%	MoM%
ADAMAWA	N50.00	0.00%	-20.63%
KATSINA	N61.43	11.09%	-6.50%
KEBBI	N76.00	24.93%	5.56%

JOURNEY BY MOTORCYCLE (OKADA) PER DROP- MARCH 2020



TRANSPORT FARE WATCH - MARCH 2020

Average Transport Fare Across States -Waterway Passenger Transport



YoY = **3.70%**

N543.16

MARCH 2019 Average



AVERAGE

N563.26



MoM = **-0.95%**

N568.68

FEBRUARY 2020 Average

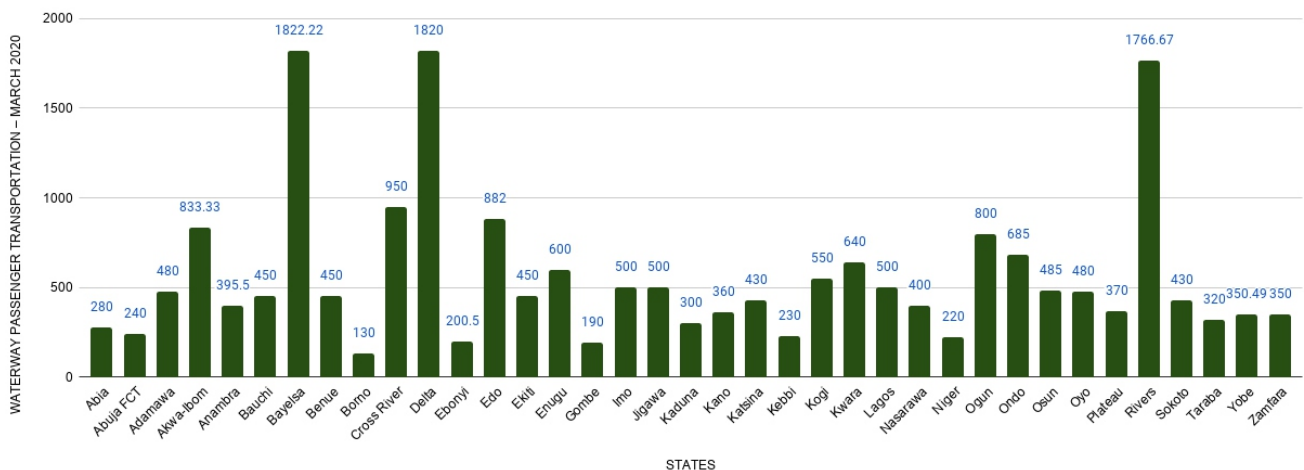
STATES WITH THE HIGHEST AVERAGE PRICES IN MARCH 2020

	March -20	YoY%	MoM%
BAYELSA	N1822.22	-4.09%	-2.55%
DELTA	N1820.00	21.22%	-3.70%
RIVERS	N1766.67	0.95%	-1.85%

STATES WITH THE LOWEST AVERAGE PRICES IN MARCH 2020

	March -20	YoY%	MoM%
BORNO	N130.00	8.33%	-3.70%
GOMBE	N190.00	11.76%	-4.04%
EBONYI	N200.50	-49.33%	0.25%

WATERWAY PASSENGER TRANSPORTATION - MARCH 2020



TRANSPORT FARE WATCH - MARCH 2020

Average Transport Fare by Categories -Abia State



MARCH 2020



BUS JOURNEY
WITHIN CITY,
PER DROP
CONSTANT ROUTE

N156.60



BUS JOURNEY
INTERCITY,
STATE ROUTE,
CHARGE PER PERSON

N1437.50



AIR FARE CHARGE
FOR SPECIFIED
ROUTES SINGLE
JOURNEY

N33550.00



JOURNEY BY
MOTORCYCLE
(OKADA)
PER DROP

N138.18



WATER TRANSPORT:
WATER WAY
PASSENGER
TRANSPORTATION

N280.00

FEBRUARY 2020



BUS JOURNEY
WITHIN CITY,
PER DROP
CONSTANT ROUTE

N147.00



BUS JOURNEY
INTERCITY,
STATE ROUTE,
CHARGE PER PERSON

N1395.00



AIR FARE CHARGE
FOR SPECIFIED
ROUTES SINGLE
JOURNEY

N33600.00



JOURNEY BY
MOTORCYCLE
(OKADA)
PER DROP

N142.00



WATER TRANSPORT:
WATER WAY
PASSENGER
TRANSPORTATION

N284.00

YoY % & MoM %



BUS JOURNEY
WITHIN CITY,
PER DROP
CONSTANT ROUTE

YoY % = 18.86
MoM % = 6.53



BUS JOURNEY
INTERCITY,
STATE ROUTE,
CHARGE PER PERSON

YoY % = 9.73
MoM % = 3.05



AIR FARE CHARGE
FOR SPECIFIED
ROUTES SINGLE
JOURNEY

YoY % = 0.04
MoM % = -0.15



JOURNEY BY
MOTORCYCLE
(OKADA)
PER DROP

YoY % = -1.30
MoM % = -2.69



WATER TRANSPORT:
WATER WAY
PASSENGER
TRANSPORTATION

YoY % = -15.90
MoM % = -1.41

TRANSPORT FARE WATCH - MARCH 2020

Average Transport Fare by Categories -FCT Abuja



MARCH 2020



BUS JOURNEY
WITHIN CITY,
PER DROP
CONSTANT ROUTE

N332.50



BUS JOURNEY
INTERCITY,
STATE ROUTE,
CHARGE PER PERSON

N4120.00



AIR FARE CHARGE
FOR SPECIFIED
ROUTES SINGLE
JOURNEY

N34000.00



JOURNEY BY
MOTORCYCLE
(OKADA)
PER DROP

N114.00



WATER TRANSPORT:
WATER WAY
PASSENGER
TRANSPORTATION

N240.00

FEBRUARY 2020



BUS JOURNEY
WITHIN CITY,
PER DROP
CONSTANT ROUTE

N310.00



BUS JOURNEY
INTERCITY,
STATE ROUTE,
CHARGE PER PERSON

N4235.00



AIR FARE CHARGE
FOR SPECIFIED
ROUTES SINGLE
JOURNEY

N33500.00



JOURNEY BY
MOTORCYCLE
(OKADA)
PER DROP

N105.00



WATER TRANSPORT:
WATER WAY
PASSENGER
TRANSPORTATION

N240.00

YoY % & MoM %



BUS JOURNEY
WITHIN CITY,
PER DROP
CONSTANT ROUTE

YoY % = 20.18
MoM % = 7.26



BUS JOURNEY
INTERCITY,
STATE ROUTE,
CHARGE PER PERSON

YoY % = 3.00
MoM % = -2.72



AIR FARE CHARGE
FOR SPECIFIED
ROUTES SINGLE
JOURNEY

YoY % = -2.86
MoM % = 1.49



JOURNEY BY
MOTORCYCLE
(OKADA)
PER DROP

YoY % = 36.80
MoM % = 8.57



WATER TRANSPORT:
WATER WAY
PASSENGER
TRANSPORTATION

YoY % = 9.98
MoM % = 0.00

TRANSPORT FARE WATCH - MARCH 2020

Average Transport Fare by Categories -Adamawa State



MARCH 2020



BUS JOURNEY
WITHIN CITY,
PER DROP
CONSTANT ROUTE

N245.00



BUS JOURNEY
INTERCITY,
STATE ROUTE,
CHARGE PER PERSON

N2500.00



AIR FARE CHARGE
FOR SPECIFIED
ROUTES SINGLE
JOURNEY

N33600.00



JOURNEY BY
MOTORCYCLE
(OKADA)
PER DROP

N50.00



WATER TRANSPORT:
WATER WAY
PASSENGER
TRANSPORTATION

N480.00

FEBRUARY 2020



BUS JOURNEY
WITHIN CITY,
PER DROP
CONSTANT ROUTE

N237.00



BUS JOURNEY
INTERCITY,
STATE ROUTE,
CHARGE PER PERSON

N2545.00



AIR FARE CHARGE
FOR SPECIFIED
ROUTES SINGLE
JOURNEY

N33600.00



JOURNEY BY
MOTORCYCLE
(OKADA)
PER DROP

N63.00



WATER TRANSPORT:
WATER WAY
PASSENGER
TRANSPORTATION

N482.00

YoY % & MoM %



BUS JOURNEY
WITHIN CITY,
PER DROP
CONSTANT ROUTE

YoY % = -2.00
MoM % = 3.38



BUS JOURNEY
INTERCITY,
STATE ROUTE,
CHARGE PER PERSON

YoY % = 3.88
MoM % = -1.77



AIR FARE CHARGE
FOR SPECIFIED
ROUTES SINGLE
JOURNEY

YoY % = 1.82
MoM % = 0.00



JOURNEY BY
MOTORCYCLE
(OKADA)
PER DROP

YoY % = 0.00
MoM % = -20.63



WATER TRANSPORT:
WATER WAY
PASSENGER
TRANSPORTATION

YoY % = 14.10
MoM % = -0.41

TRANSPORT FARE WATCH - MARCH 2020

Average Transport Fare by Categories -Akwa Ibom State



MARCH 2020



BUS JOURNEY
WITHIN CITY,
PER DROP
CONSTANT ROUTE

N255.00



BUS JOURNEY
INTERCITY,
STATE ROUTE,
CHARGE PER PERSON

N1343.75



AIR FARE CHARGE
FOR SPECIFIED
ROUTES SINGLE
JOURNEY

N27500.00



JOURNEY BY
MOTORCYCLE
(OKADA)
PER DROP

N96.18



WATER TRANSPORT:
WATER WAY
PASSENGER
TRANSPORTATION

N833.33

FEBRUARY 2020



BUS JOURNEY
WITHIN CITY,
PER DROP
CONSTANT ROUTE

N240.00



BUS JOURNEY
INTERCITY,
STATE ROUTE,
CHARGE PER PERSON

N1350.00



AIR FARE CHARGE
FOR SPECIFIED
ROUTES SINGLE
JOURNEY

N27750.00



JOURNEY BY
MOTORCYCLE
(OKADA)
PER DROP

N104.00



WATER TRANSPORT:
WATER WAY
PASSENGER
TRANSPORTATION

N815.00

YoY % & MoM %



BUS JOURNEY
WITHIN CITY,
PER DROP
CONSTANT ROUTE

YoY % = 17.51
MoM % = 6.25



BUS JOURNEY
INTERCITY,
STATE ROUTE,
CHARGE PER PERSON

YoY % = 11.98
MoM % = -0.46



AIR FARE CHARGE
FOR SPECIFIED
ROUTES SINGLE
JOURNEY

YoY % = -6.78
MoM % = -0.90



JOURNEY BY
MOTORCYCLE
(OKADA)
PER DROP

YoY % = 0.40
MoM % = -7.52



WATER TRANSPORT:
WATER WAY
PASSENGER
TRANSPORTATION

YoY % = 2.04
MoM % = 2.25

TRANSPORT FARE WATCH - MARCH 2020

Average Transport Fare by Categories -Anambra State



MARCH 2020



BUS JOURNEY
WITHIN CITY,
PER DROP
CONSTANT ROUTE

N156.67



BUS JOURNEY
INTERCITY,
STATE ROUTE,
CHARGE PER PERSON

N1460.00



AIR FARE CHARGE
FOR SPECIFIED
ROUTES SINGLE
JOURNEY

N33750.00



JOURNEY BY
MOTORCYCLE
(OKADA)
PER DROP

N102.86



WATER TRANSPORT:
WATER WAY
PASSENGER
TRANSPORTATION

N395.50

FEBRUARY 2020



BUS JOURNEY
WITHIN CITY,
PER DROP
CONSTANT ROUTE

N149.00



BUS JOURNEY
INTERCITY,
STATE ROUTE,
CHARGE PER PERSON

N1464.00



AIR FARE CHARGE
FOR SPECIFIED
ROUTES SINGLE
JOURNEY

N33750.00



JOURNEY BY
MOTORCYCLE
(OKADA)
PER DROP

N103.00



WATER TRANSPORT:
WATER WAY
PASSENGER
TRANSPORTATION

N398.00

YoY % & MoM %



BUS JOURNEY
WITHIN CITY,
PER DROP
CONSTANT ROUTE

YoY % = 18.59
MoM % = 5.15



BUS JOURNEY
INTERCITY,
STATE ROUTE,
CHARGE PER PERSON

YoY % = 1.19
MoM % = -0.27



AIR FARE CHARGE
FOR SPECIFIED
ROUTES SINGLE
JOURNEY

YoY % = 0.04
MoM % = 0.00



JOURNEY BY
MOTORCYCLE
(OKADA)
PER DROP

YoY % = 7.14
MoM % = -0.14



WATER TRANSPORT:
WATER WAY
PASSENGER
TRANSPORTATION

YoY % = -1.14
MoM % = -0.63

TRANSPORT FARE WATCH - MARCH 2020

Average Transport Fare by Categories -Bauchi State



MARCH 2020



BUS JOURNEY
WITHIN CITY,
PER DROP
CONSTANT ROUTE

N100.00



BUS JOURNEY
INTERCITY,
STATE ROUTE,
CHARGE PER PERSON

N955.00



AIR FARE CHARGE
FOR SPECIFIED
ROUTES SINGLE
JOURNEY

N34000.00



JOURNEY BY
MOTORCYCLE
(OKADA)
PER DROP

N96.50



WATER TRANSPORT:
WATER WAY
PASSENGER
TRANSPORTATION

N450.00

FEBRUARY 2020



BUS JOURNEY
WITHIN CITY,
PER DROP
CONSTANT ROUTE

N107.00



BUS JOURNEY
INTERCITY,
STATE ROUTE,
CHARGE PER PERSON

N963.00



AIR FARE CHARGE
FOR SPECIFIED
ROUTES SINGLE
JOURNEY

N32540.00



JOURNEY BY
MOTORCYCLE
(OKADA)
PER DROP

N100.00



WATER TRANSPORT:
WATER WAY
PASSENGER
TRANSPORTATION

N450.00

YoY % & MoM %



BUS JOURNEY
WITHIN CITY,
PER DROP
CONSTANT ROUTE

YoY % = 3.99
MoM % = -6.54



BUS JOURNEY
INTERCITY,
STATE ROUTE,
CHARGE PER PERSON

YoY % = -2.88
MoM % = -0.83



AIR FARE CHARGE
FOR SPECIFIED
ROUTES SINGLE
JOURNEY

YoY % = 5.43
MoM % = 4.49



JOURNEY BY
MOTORCYCLE
(OKADA)
PER DROP

YoY % = 12.87
MoM % = -3.50



WATER TRANSPORT:
WATER WAY
PASSENGER
TRANSPORTATION

YoY % = 11.95
MoM % = 0.00

TRANSPORT FARE WATCH - MARCH 2020

Average Transport Fare by Categories -Bayelsa State



MARCH 2020



BUS JOURNEY
WITHIN CITY,
PER DROP
CONSTANT ROUTE

N225.00



BUS JOURNEY
INTERCITY,
STATE ROUTE,
CHARGE PER PERSON

N1050.50



AIR FARE CHARGE
FOR SPECIFIED
ROUTES SINGLE
JOURNEY

N32400.00



JOURNEY BY
MOTORCYCLE
(OKADA)
PER DROP

N195.00



WATER TRANSPORT:
WATER WAY
PASSENGER
TRANSPORTATION

N1822.22

FEBRUARY 2020



BUS JOURNEY
WITHIN CITY,
PER DROP
CONSTANT ROUTE

N230.00



BUS JOURNEY
INTERCITY,
STATE ROUTE,
CHARGE PER PERSON

N1030.00



AIR FARE CHARGE
FOR SPECIFIED
ROUTES SINGLE
JOURNEY

N32400.00



JOURNEY BY
MOTORCYCLE
(OKADA)
PER DROP

N200.00



WATER TRANSPORT:
WATER WAY
PASSENGER
TRANSPORTATION

N1870.00

YoY % & MoM %



BUS JOURNEY
WITHIN CITY,
PER DROP
CONSTANT ROUTE

YoY % = 12.50
MoM % = -2.17



BUS JOURNEY
INTERCITY,
STATE ROUTE,
CHARGE PER PERSON

YoY % = 5.01
MoM % = 1.99



AIR FARE CHARGE
FOR SPECIFIED
ROUTES SINGLE
JOURNEY

YoY % = 1.25
MoM % = 0.00



JOURNEY BY
MOTORCYCLE
(OKADA)
PER DROP

YoY % = 21.88
MoM % = -2.50



WATER TRANSPORT:
WATER WAY
PASSENGER
TRANSPORTATION

YoY % = -4.09
MoM % = -2.55

TRANSPORT FARE WATCH - MARCH 2020

Average Transport Fare by Categories -Benue State



MARCH 2020



BUS JOURNEY
WITHIN CITY,
PER DROP
CONSTANT ROUTE

N183.33



BUS JOURNEY
INTERCITY,
STATE ROUTE,
CHARGE PER PERSON

N2125.00



AIR FARE CHARGE
FOR SPECIFIED
ROUTES SINGLE
JOURNEY

N32300.00



JOURNEY BY
MOTORCYCLE
(OKADA)
PER DROP

N116.67



WATER TRANSPORT:
WATER WAY
PASSENGER
TRANSPORTATION

N450.00

FEBRUARY 2020



BUS JOURNEY
WITHIN CITY,
PER DROP
CONSTANT ROUTE

N180.00



BUS JOURNEY
INTERCITY,
STATE ROUTE,
CHARGE PER PERSON

N2140.00



AIR FARE CHARGE
FOR SPECIFIED
ROUTES SINGLE
JOURNEY

N32300.00



JOURNEY BY
MOTORCYCLE
(OKADA)
PER DROP

N105.00



WATER TRANSPORT:
WATER WAY
PASSENGER
TRANSPORTATION

N483.00

YoY % & MoM %



BUS JOURNEY
WITHIN CITY,
PER DROP
CONSTANT ROUTE

YoY % = 19.05
MoM % = 1.85



BUS JOURNEY
INTERCITY,
STATE ROUTE,
CHARGE PER PERSON

YoY % = 10.53
MoM % = -0.70



AIR FARE CHARGE
FOR SPECIFIED
ROUTES SINGLE
JOURNEY

YoY % = -2.12
MoM % = 0.00



JOURNEY BY
MOTORCYCLE
(OKADA)
PER DROP

YoY % = 13.82
MoM % = 11.11



WATER TRANSPORT:
WATER WAY
PASSENGER
TRANSPORTATION

YoY % = -6.90
MoM % = -6.83

TRANSPORT FARE WATCH - MARCH 2020

Average Transport Fare by Categories -Borno State



MARCH 2020



BUS JOURNEY
WITHIN CITY,
PER DROP
CONSTANT ROUTE

N158.00



BUS JOURNEY
INTERCITY,
STATE ROUTE,
CHARGE PER PERSON

N2600.00



AIR FARE CHARGE
FOR SPECIFIED
ROUTES SINGLE
JOURNEY

N32000.00



JOURNEY BY
MOTORCYCLE
(OKADA)
PER DROP

N115.00



WATER TRANSPORT:
WATER WAY
PASSENGER
TRANSPORTATION

N130.00

FEBRUARY 2020



BUS JOURNEY
WITHIN CITY,
PER DROP
CONSTANT ROUTE

N167.00



BUS JOURNEY
INTERCITY,
STATE ROUTE,
CHARGE PER PERSON

N2550.00



AIR FARE CHARGE
FOR SPECIFIED
ROUTES SINGLE
JOURNEY

N31500.00



JOURNEY BY
MOTORCYCLE
(OKADA)
PER DROP

N110.00



WATER TRANSPORT:
WATER WAY
PASSENGER
TRANSPORTATION

N135.00

YoY % & MoM %



BUS JOURNEY
WITHIN CITY,
PER DROP
CONSTANT ROUTE

YoY % = 1.94
MoM % = -5.39



BUS JOURNEY
INTERCITY,
STATE ROUTE,
CHARGE PER PERSON

YoY % = 2.51
MoM % = 1.96



AIR FARE CHARGE
FOR SPECIFIED
ROUTES SINGLE
JOURNEY

YoY % = 6.67
MoM % = 1.59



JOURNEY BY
MOTORCYCLE
(OKADA)
PER DROP

YoY % = 38.00
MoM % = 4.55



WATER TRANSPORT:
WATER WAY
PASSENGER
TRANSPORTATION

YoY % = 8.33
MoM % = -3.70

TRANSPORT FARE WATCH - MARCH 2020

Average Transport Fare by Categories -Cross river State



MARCH 2020



BUS JOURNEY
WITHIN CITY,
PER DROP
CONSTANT ROUTE

N296.36



BUS JOURNEY
INTERCITY,
STATE ROUTE,
CHARGE PER PERSON

N1371.05



AIR FARE CHARGE
FOR SPECIFIED
ROUTES SINGLE
JOURNEY

N30650.00



JOURNEY BY
MOTORCYCLE
(OKADA)
PER DROP

N141.05



WATER TRANSPORT:
WATER WAY
PASSENGER
TRANSPORTATION

N950.00

FEBRUARY 2020



BUS JOURNEY
WITHIN CITY,
PER DROP
CONSTANT ROUTE

N310.00



BUS JOURNEY
INTERCITY,
STATE ROUTE,
CHARGE PER PERSON

N1395.00



AIR FARE CHARGE
FOR SPECIFIED
ROUTES SINGLE
JOURNEY

N31750.00



JOURNEY BY
MOTORCYCLE
(OKADA)
PER DROP

N142.00



WATER TRANSPORT:
WATER WAY
PASSENGER
TRANSPORTATION

N970.00

YoY % & MoM %



BUS JOURNEY
WITHIN CITY,
PER DROP
CONSTANT ROUTE

YoY % = 5.84
MoM % = -4.40



BUS JOURNEY
INTERCITY,
STATE ROUTE,
CHARGE PER PERSON

YoY % = 0.17
MoM % = -1.72



AIR FARE CHARGE
FOR SPECIFIED
ROUTES SINGLE
JOURNEY

YoY % = -5.06
MoM % = -3.46



JOURNEY BY
MOTORCYCLE
(OKADA)
PER DROP

YoY % = 20.90
MoM % = -0.67



WATER TRANSPORT:
WATER WAY
PASSENGER
TRANSPORTATION

YoY % = 1.53
MoM % = -2.06

TRANSPORT FARE WATCH - MARCH 2020

Average Transport Fare by Categories -Delta State



MARCH 2020



BUS JOURNEY
WITHIN CITY,
PER DROP
CONSTANT ROUTE

N185.00



BUS JOURNEY
INTERCITY,
STATE ROUTE,
CHARGE PER PERSON

N1259.17



AIR FARE CHARGE
FOR SPECIFIED
ROUTES SINGLE
JOURNEY

N33000.00



JOURNEY BY
MOTORCYCLE
(OKADA)
PER DROP

N87.00



WATER TRANSPORT:
WATER WAY
PASSENGER
TRANSPORTATION

N1820.00

FEBRUARY 2020



BUS JOURNEY
WITHIN CITY,
PER DROP
CONSTANT ROUTE

N167.00



BUS JOURNEY
INTERCITY,
STATE ROUTE,
CHARGE PER PERSON

N1245.00



AIR FARE CHARGE
FOR SPECIFIED
ROUTES SINGLE
JOURNEY

N32800.00



JOURNEY BY
MOTORCYCLE
(OKADA)
PER DROP

N90.00



WATER TRANSPORT:
WATER WAY
PASSENGER
TRANSPORTATION

N1890.00

YoY % & MoM %



BUS JOURNEY
WITHIN CITY,
PER DROP
CONSTANT ROUTE

YoY % = 17.46
MoM % = 10.78



BUS JOURNEY
INTERCITY,
STATE ROUTE,
CHARGE PER PERSON

YoY % = 4.90
MoM % = 1.14



AIR FARE CHARGE
FOR SPECIFIED
ROUTES SINGLE
JOURNEY

YoY % = 3.13
MoM % = 0.61



JOURNEY BY
MOTORCYCLE
(OKADA)
PER DROP

YoY % = 18.37
MoM % = -3.33



WATER TRANSPORT:
WATER WAY
PASSENGER
TRANSPORTATION

YoY % = 21.22
MoM % = -3.70

TRANSPORT FARE WATCH - MARCH 2020

Average Transport Fare by Categories -Ebonyi State



MARCH 2020



BUS JOURNEY
WITHIN CITY,
PER DROP
CONSTANT ROUTE

N185.00



BUS JOURNEY
INTERCITY,
STATE ROUTE,
CHARGE PER PERSON

N1350.00



AIR FARE CHARGE
FOR SPECIFIED
ROUTES SINGLE
JOURNEY

N32600.00



JOURNEY BY
MOTORCYCLE
(OKADA)
PER DROP

N186.67



WATER TRANSPORT:
WATER WAY
PASSENGER
TRANSPORTATION

N200.00

FEBRUARY 2020



BUS JOURNEY
WITHIN CITY,
PER DROP
CONSTANT ROUTE

N195.00



BUS JOURNEY
INTERCITY,
STATE ROUTE,
CHARGE PER PERSON

N1325.00



AIR FARE CHARGE
FOR SPECIFIED
ROUTES SINGLE
JOURNEY

N32600.00



JOURNEY BY
MOTORCYCLE
(OKADA)
PER DROP

N190.00



WATER TRANSPORT:
WATER WAY
PASSENGER
TRANSPORTATION

N200.00

YoY % & MoM %



BUS JOURNEY
WITHIN CITY,
PER DROP
CONSTANT ROUTE

YoY % = 2.78
MoM % = -5.13



BUS JOURNEY
INTERCITY,
STATE ROUTE,
CHARGE PER PERSON

YoY % = 7.64
MoM % = 1.89



AIR FARE CHARGE
FOR SPECIFIED
ROUTES SINGLE
JOURNEY

YoY % = 1.88
MoM % = 0.00



JOURNEY BY
MOTORCYCLE
(OKADA)
PER DROP

YoY % = 6.23
MoM % = -1.75



WATER TRANSPORT:
WATER WAY
PASSENGER
TRANSPORTATION

YoY % = -49.33
MoM % = 0.25

TRANSPORT FARE WATCH - MARCH 2020

Average Transport Fare by Categories -Edo State



MARCH 2020



BUS JOURNEY
WITHIN CITY,
PER DROP
CONSTANT ROUTE

N179.09



BUS JOURNEY
INTERCITY,
STATE ROUTE,
CHARGE PER PERSON

N1150.91



AIR FARE CHARGE
FOR SPECIFIED
ROUTES SINGLE
JOURNEY

N31500.00



JOURNEY BY
MOTORCYCLE
(OKADA)
PER DROP

N179.00



WATER TRANSPORT:
WATER WAY
PASSENGER
TRANSPORTATION

N882.00

FEBRUARY 2020



BUS JOURNEY
WITHIN CITY,
PER DROP
CONSTANT ROUTE

N185.00



BUS JOURNEY
INTERCITY,
STATE ROUTE,
CHARGE PER PERSON

N1200.00



AIR FARE CHARGE
FOR SPECIFIED
ROUTES SINGLE
JOURNEY

N31650.00



JOURNEY BY
MOTORCYCLE
(OKADA)
PER DROP

N184.00



WATER TRANSPORT:
WATER WAY
PASSENGER
TRANSPORTATION

N902.00

YoY % & MoM %



BUS JOURNEY
WITHIN CITY,
PER DROP
CONSTANT ROUTE

YoY % = 3.82
MoM % = -3.19



BUS JOURNEY
INTERCITY,
STATE ROUTE,
CHARGE PER PERSON

YoY % = 1.08
MoM % = -4.09



AIR FARE CHARGE
FOR SPECIFIED
ROUTES SINGLE
JOURNEY

YoY % = -3.08
MoM % = -0.47



JOURNEY BY
MOTORCYCLE
(OKADA)
PER DROP

YoY % = 4.68
MoM % = -2.72



WATER TRANSPORT:
WATER WAY
PASSENGER
TRANSPORTATION

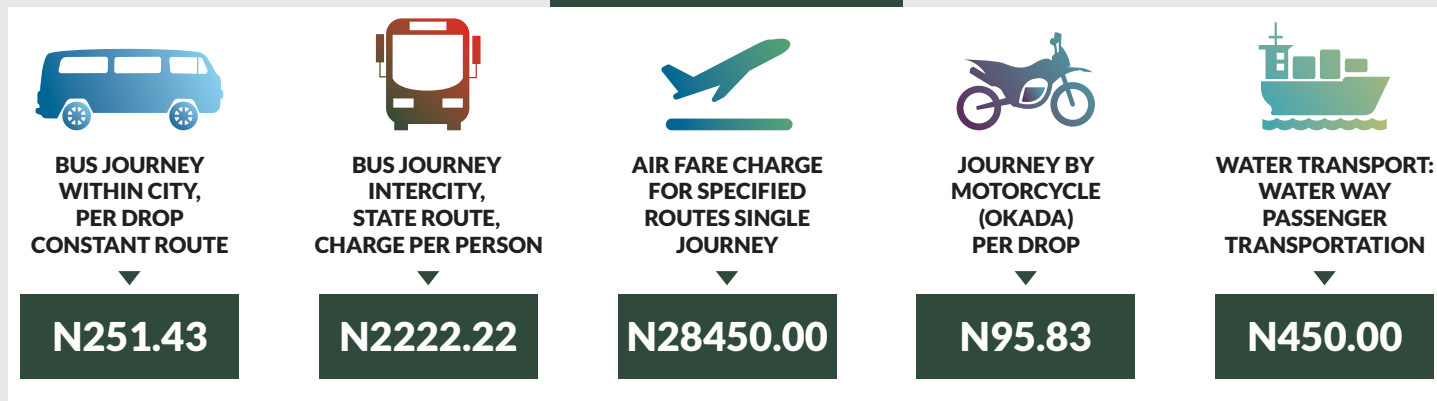
YoY % = -11.62
MoM % = -2.22

TRANSPORT FARE WATCH - MARCH 2020

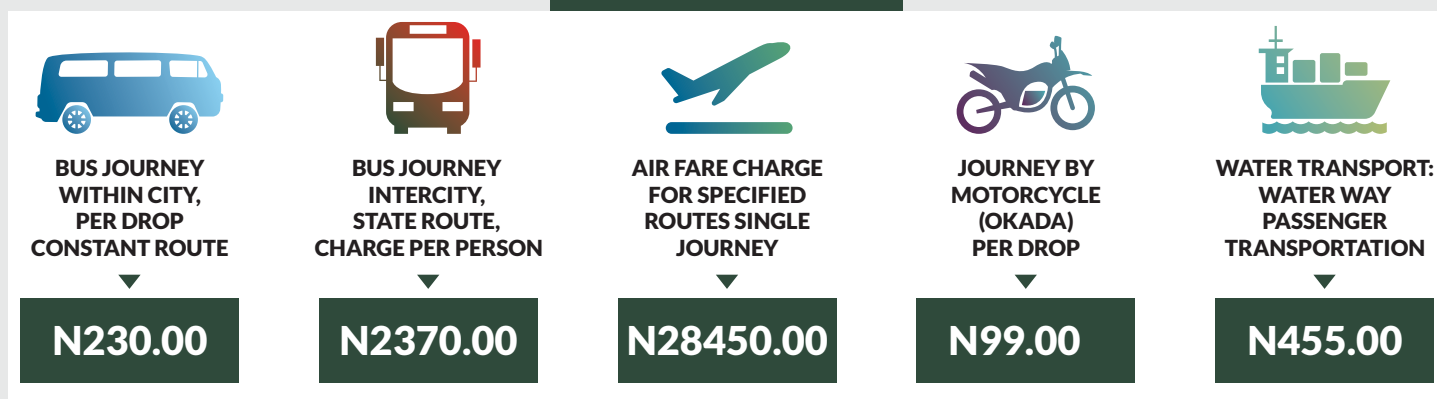
Average Transport Fare by Categories -Ekiti State



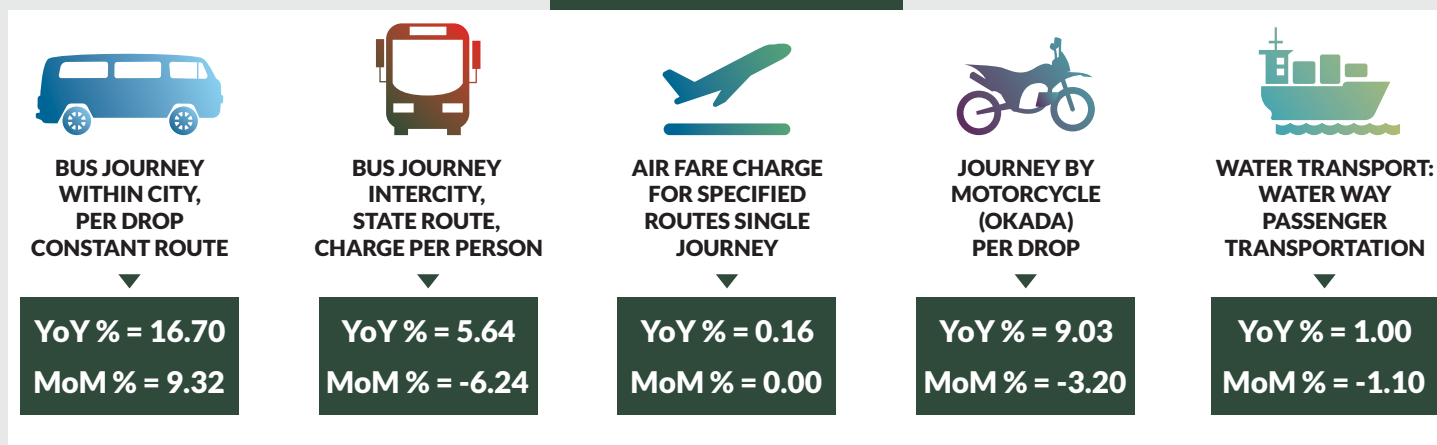
MARCH 2020



FEBRUARY 2020



YoY % & MoM %



TRANSPORT FARE WATCH - MARCH 2020

Average Transport Fare by Categories -Enugu State



MARCH 2020



BUS JOURNEY
WITHIN CITY,
PER DROP
CONSTANT ROUTE

N176.92



BUS JOURNEY
INTERCITY,
STATE ROUTE,
CHARGE PER PERSON

N989.23



AIR FARE CHARGE
FOR SPECIFIED
ROUTES SINGLE
JOURNEY

N32700.00



JOURNEY BY
MOTORCYCLE
(OKADA)
PER DROP

N162.50



WATER TRANSPORT:
WATER WAY
PASSENGER
TRANSPORTATION

N600.00

FEBRUARY 2020



BUS JOURNEY
WITHIN CITY,
PER DROP
CONSTANT ROUTE

N168.00



BUS JOURNEY
INTERCITY,
STATE ROUTE,
CHARGE PER PERSON

N970.00



AIR FARE CHARGE
FOR SPECIFIED
ROUTES SINGLE
JOURNEY

N32740.00



JOURNEY BY
MOTORCYCLE
(OKADA)
PER DROP

N165.00



WATER TRANSPORT:
WATER WAY
PASSENGER
TRANSPORTATION

N607.00

YoY % & MoM %



BUS JOURNEY
WITHIN CITY,
PER DROP
CONSTANT ROUTE

YoY % = 30.16
MoM % = 5.31



BUS JOURNEY
INTERCITY,
STATE ROUTE,
CHARGE PER PERSON

YoY % = 4.42
MoM % = 1.98



AIR FARE CHARGE
FOR SPECIFIED
ROUTES SINGLE
JOURNEY

YoY % = 2.19
MoM % = -0.12



JOURNEY BY
MOTORCYCLE
(OKADA)
PER DROP

YoY % = 8.99
MoM % = -1.52



WATER TRANSPORT:
WATER WAY
PASSENGER
TRANSPORTATION

YoY % = 19.81
MoM % = -1.15

TRANSPORT FARE WATCH - MARCH 2020

Average Transport Fare by Categories -Gombe State



MARCH 2020



BUS JOURNEY
WITHIN CITY,
PER DROP
CONSTANT ROUTE

N170.00



BUS JOURNEY
INTERCITY,
STATE ROUTE,
CHARGE PER PERSON

N1666.67



AIR FARE CHARGE
FOR SPECIFIED
ROUTES SINGLE
JOURNEY

N25700.00



JOURNEY BY
MOTORCYCLE
(OKADA)
PER DROP

N90.00



WATER TRANSPORT:
WATER WAY
PASSENGER
TRANSPORTATION

N190.00

FEBRUARY 2020



BUS JOURNEY
WITHIN CITY,
PER DROP
CONSTANT ROUTE

N166.00



BUS JOURNEY
INTERCITY,
STATE ROUTE,
CHARGE PER PERSON

N1587.00



AIR FARE CHARGE
FOR SPECIFIED
ROUTES SINGLE
JOURNEY

N26470.00



JOURNEY BY
MOTORCYCLE
(OKADA)
PER DROP

N98.00



WATER TRANSPORT:
WATER WAY
PASSENGER
TRANSPORTATION

N198.00

YoY % & MoM %



BUS JOURNEY
WITHIN CITY,
PER DROP
CONSTANT ROUTE

YoY % = 14.40
MoM % = 2.41



BUS JOURNEY
INTERCITY,
STATE ROUTE,
CHARGE PER PERSON

YoY % = 11.11
MoM % = 5.02



AIR FARE CHARGE
FOR SPECIFIED
ROUTES SINGLE
JOURNEY

YoY % = -6.88
MoM % = -2.91



JOURNEY BY
MOTORCYCLE
(OKADA)
PER DROP

YoY % = 16.88
MoM % = -8.16



WATER TRANSPORT:
WATER WAY
PASSENGER
TRANSPORTATION

YoY % = 11.76
MoM % = -4.04

TRANSPORT FARE WATCH - MARCH 2020

Average Transport Fare by Categories -Imo State



MARCH 2020



BUS JOURNEY
WITHIN CITY,
PER DROP
CONSTANT ROUTE

N163.04



BUS JOURNEY
INTERCITY,
STATE ROUTE,
CHARGE PER PERSON

N1636.32



AIR FARE CHARGE
FOR SPECIFIED
ROUTES SINGLE
JOURNEY

N33000.00



JOURNEY BY
MOTORCYCLE
(OKADA)
PER DROP

N185.00



WATER TRANSPORT:
WATER WAY
PASSENGER
TRANSPORTATION

N500.00

FEBRUARY 2020



BUS JOURNEY
WITHIN CITY,
PER DROP
CONSTANT ROUTE

N160.00



BUS JOURNEY
INTERCITY,
STATE ROUTE,
CHARGE PER PERSON

N1584.00



AIR FARE CHARGE
FOR SPECIFIED
ROUTES SINGLE
JOURNEY

N32500.00



JOURNEY BY
MOTORCYCLE
(OKADA)
PER DROP

N187.00



WATER TRANSPORT:
WATER WAY
PASSENGER
TRANSPORTATION

N503.00

YoY % & MoM %



BUS JOURNEY
WITHIN CITY,
PER DROP
CONSTANT ROUTE

YoY % = 19.15
MoM % = 1.90



BUS JOURNEY
INTERCITY,
STATE ROUTE,
CHARGE PER PERSON

YoY % = 8.66
MoM % = 3.30



AIR FARE CHARGE
FOR SPECIFIED
ROUTES SINGLE
JOURNEY

YoY % = 3.13
MoM % = 1.54



JOURNEY BY
MOTORCYCLE
(OKADA)
PER DROP

YoY % = 8.15
MoM % = -1.07



WATER TRANSPORT:
WATER WAY
PASSENGER
TRANSPORTATION

YoY % = 13.47
MoM % = -0.60

TRANSPORT FARE WATCH - MARCH 2020

Average Transport Fare by Categories -Jigawa State



MARCH 2020



BUS JOURNEY
WITHIN CITY,
PER DROP
CONSTANT ROUTE

N176.00



BUS JOURNEY
INTERCITY,
STATE ROUTE,
CHARGE PER PERSON

N1453.33



AIR FARE CHARGE
FOR SPECIFIED
ROUTES SINGLE
JOURNEY

N35400.00



JOURNEY BY
MOTORCYCLE
(OKADA)
PER DROP

N76.67



WATER TRANSPORT:
WATER WAY
PASSENGER
TRANSPORTATION

N500.00

FEBRUARY 2020



BUS JOURNEY
WITHIN CITY,
PER DROP
CONSTANT ROUTE

N164.00



BUS JOURNEY
INTERCITY,
STATE ROUTE,
CHARGE PER PERSON

N1430.00



AIR FARE CHARGE
FOR SPECIFIED
ROUTES SINGLE
JOURNEY

N35400.00



JOURNEY BY
MOTORCYCLE
(OKADA)
PER DROP

N70.00



WATER TRANSPORT:
WATER WAY
PASSENGER
TRANSPORTATION

N500.00

YoY % & MoM %



BUS JOURNEY
WITHIN CITY,
PER DROP
CONSTANT ROUTE

YoY % = 17.33
MoM % = 7.32



BUS JOURNEY
INTERCITY,
STATE ROUTE,
CHARGE PER PERSON

YoY % = 11.48
MoM % = 1.63



AIR FARE CHARGE
FOR SPECIFIED
ROUTES SINGLE
JOURNEY

YoY % = 1.14
MoM % = 0.00



JOURNEY BY
MOTORCYCLE
(OKADA)
PER DROP

YoY % = 45.26
MoM % = 9.52



WATER TRANSPORT:
WATER WAY
PASSENGER
TRANSPORTATION

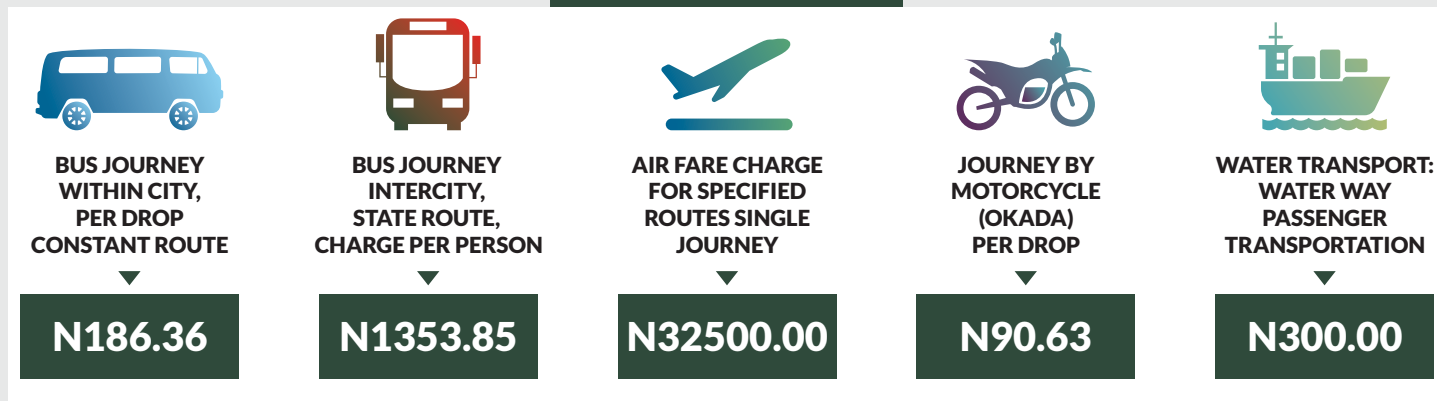
YoY % = 0.00
MoM % = 0.00

TRANSPORT FARE WATCH - MARCH 2020

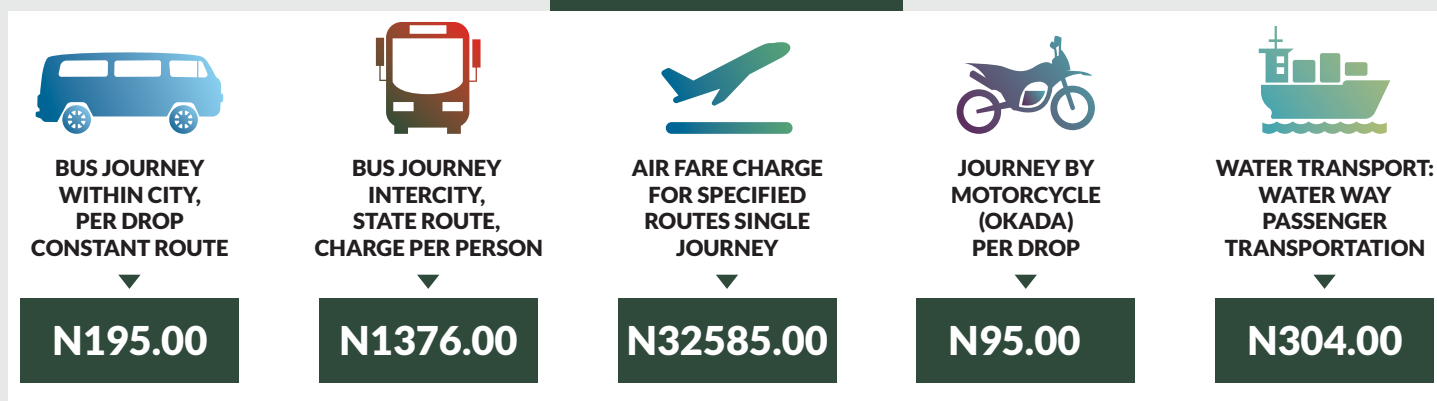
Average Transport Fare by Categories -Kaduna State



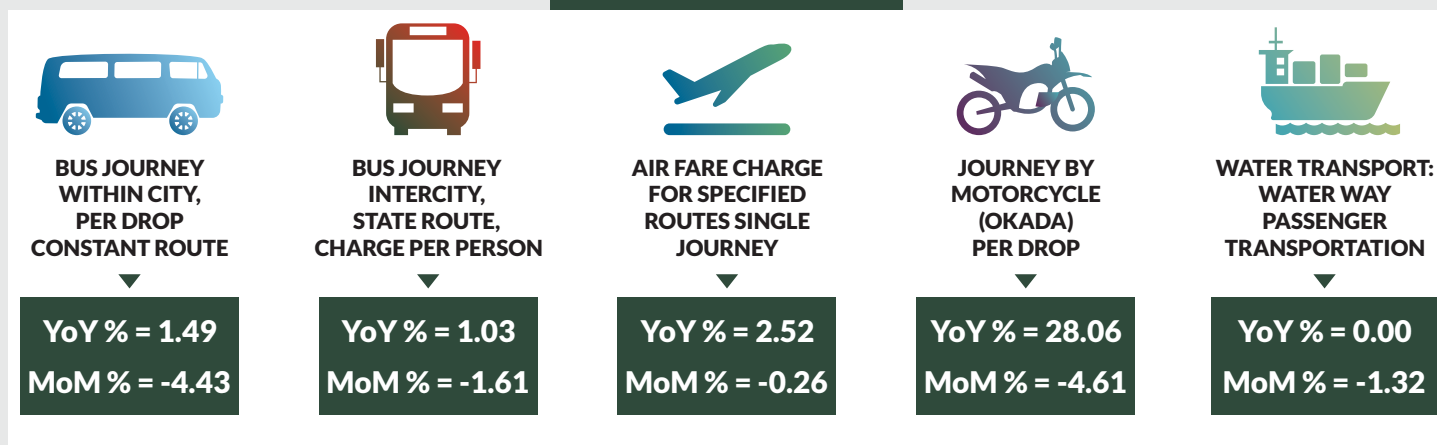
MARCH 2020



FEBRUARY 2020



YoY % & MoM %



TRANSPORT FARE WATCH - MARCH 2020

Average Transport Fare by Categories -Kano State



MARCH 2020



BUS JOURNEY
WITHIN CITY,
PER DROP
CONSTANT ROUTE

N185.00



BUS JOURNEY
INTERCITY,
STATE ROUTE,
CHARGE PER PERSON

N1175.83



AIR FARE CHARGE
FOR SPECIFIED
ROUTES SINGLE
JOURNEY

N25500.00



JOURNEY BY
MOTORCYCLE
(OKADA)
PER DROP

N80.00



WATER TRANSPORT:
WATER WAY
PASSENGER
TRANSPORTATION

N360.00

FEBRUARY 2020



BUS JOURNEY
WITHIN CITY,
PER DROP
CONSTANT ROUTE

N194.00



BUS JOURNEY
INTERCITY,
STATE ROUTE,
CHARGE PER PERSON

N1180.00



AIR FARE CHARGE
FOR SPECIFIED
ROUTES SINGLE
JOURNEY

N25500.00



JOURNEY BY
MOTORCYCLE
(OKADA)
PER DROP

N88.00



WATER TRANSPORT:
WATER WAY
PASSENGER
TRANSPORTATION

N360.00

YoY % & MoM %



BUS JOURNEY
WITHIN CITY,
PER DROP
CONSTANT ROUTE

YoY % = 20.05
MoM % = -4.64



BUS JOURNEY
INTERCITY,
STATE ROUTE,
CHARGE PER PERSON

YoY % = -6.47
MoM % = -0.35



AIR FARE CHARGE
FOR SPECIFIED
ROUTES SINGLE
JOURNEY

YoY % = -3.77
MoM % = 0.00



JOURNEY BY
MOTORCYCLE
(OKADA)
PER DROP

YoY % = 14.29
MoM % = -9.09



WATER TRANSPORT:
WATER WAY
PASSENGER
TRANSPORTATION

YoY % = 2.86
MoM % = 0.00

TRANSPORT FARE WATCH - MARCH 2020

Average Transport Fare by Categories -Katsina State



MARCH 2020



BUS JOURNEY
WITHIN CITY,
PER DROP
CONSTANT ROUTE

N217.00



BUS JOURNEY
INTERCITY,
STATE ROUTE,
CHARGE PER PERSON

N1828.89



AIR FARE CHARGE
FOR SPECIFIED
ROUTES SINGLE
JOURNEY

N25000.00



JOURNEY BY
MOTORCYCLE
(OKADA)
PER DROP

N61.43



WATER TRANSPORT:
WATER WAY
PASSENGER
TRANSPORTATION

N430.00

FEBRUARY 2020



BUS JOURNEY
WITHIN CITY,
PER DROP
CONSTANT ROUTE

N204.85



BUS JOURNEY
INTERCITY,
STATE ROUTE,
CHARGE PER PERSON

N1850.00



AIR FARE CHARGE
FOR SPECIFIED
ROUTES SINGLE
JOURNEY

N24686.00



JOURNEY BY
MOTORCYCLE
(OKADA)
PER DROP

N65.70



WATER TRANSPORT:
WATER WAY
PASSENGER
TRANSPORTATION

N410.00

YoY % & MoM %



BUS JOURNEY
WITHIN CITY,
PER DROP
CONSTANT ROUTE

YoY % = 14.21
MoM % = 5.93



BUS JOURNEY
INTERCITY,
STATE ROUTE,
CHARGE PER PERSON

YoY % = 2.70
MoM % = -1.14



AIR FARE CHARGE
FOR SPECIFIED
ROUTES SINGLE
JOURNEY

YoY % = -0.50
MoM % = 1.27



JOURNEY BY
MOTORCYCLE
(OKADA)
PER DROP

YoY % = 0.09
MoM % = -6.50



WATER TRANSPORT:
WATER WAY
PASSENGER
TRANSPORTATION

YoY % = 2.38
MoM % = 4.88

TRANSPORT FARE WATCH - MARCH 2020

Average Transport Fare by Categories -Kebbi State



MARCH 2020



BUS JOURNEY
WITHIN CITY,
PER DROP
CONSTANT ROUTE

N300.00



BUS JOURNEY
INTERCITY,
STATE ROUTE,
CHARGE PER PERSON

N1760.00



AIR FARE CHARGE
FOR SPECIFIED
ROUTES SINGLE
JOURNEY

N32400.00



JOURNEY BY
MOTORCYCLE
(OKADA)
PER DROP

N76.00



WATER TRANSPORT:
WATER WAY
PASSENGER
TRANSPORTATION

N230.00

FEBRUARY 2020



BUS JOURNEY
WITHIN CITY,
PER DROP
CONSTANT ROUTE

N261.00



BUS JOURNEY
INTERCITY,
STATE ROUTE,
CHARGE PER PERSON

N1780.00



AIR FARE CHARGE
FOR SPECIFIED
ROUTES SINGLE
JOURNEY

N32450.00



JOURNEY BY
MOTORCYCLE
(OKADA)
PER DROP

N72.00



WATER TRANSPORT:
WATER WAY
PASSENGER
TRANSPORTATION

N230.00

YoY % & MoM %



BUS JOURNEY
WITHIN CITY,
PER DROP
CONSTANT ROUTE

YoY % = 20.00
MoM % = 14.94



BUS JOURNEY
INTERCITY,
STATE ROUTE,
CHARGE PER PERSON

YoY % = 7.48
MoM % = -1.12



AIR FARE CHARGE
FOR SPECIFIED
ROUTES SINGLE
JOURNEY

YoY % = 4.52
MoM % = -0.15



JOURNEY BY
MOTORCYCLE
(OKADA)
PER DROP

YoY % = 24.93
MoM % = 5.56



WATER TRANSPORT:
WATER WAY
PASSENGER
TRANSPORTATION

YoY % = 4.55
MoM % = 0.00

TRANSPORT FARE WATCH - MARCH 2020

Average Transport Fare by Categories -Kogi State



MARCH 2020



BUS JOURNEY
WITHIN CITY,
PER DROP
CONSTANT ROUTE

N250.00



BUS JOURNEY
INTERCITY,
STATE ROUTE,
CHARGE PER PERSON

N2040.00



AIR FARE CHARGE
FOR SPECIFIED
ROUTES SINGLE
JOURNEY

N31250.00



JOURNEY BY
MOTORCYCLE
(OKADA)
PER DROP

N231.11



WATER TRANSPORT:
WATER WAY
PASSENGER
TRANSPORTATION

N550.00

FEBRUARY 2020



BUS JOURNEY
WITHIN CITY,
PER DROP
CONSTANT ROUTE

N248.00



BUS JOURNEY
INTERCITY,
STATE ROUTE,
CHARGE PER PERSON

N2060.00



AIR FARE CHARGE
FOR SPECIFIED
ROUTES SINGLE
JOURNEY

N31500.00



JOURNEY BY
MOTORCYCLE
(OKADA)
PER DROP

N240.00



WATER TRANSPORT:
WATER WAY
PASSENGER
TRANSPORTATION

N540.00

YoY % & MoM %



BUS JOURNEY
WITHIN CITY,
PER DROP
CONSTANT ROUTE

YoY % = 25.00
MoM % = 0.81



BUS JOURNEY
INTERCITY,
STATE ROUTE,
CHARGE PER PERSON

YoY % = 5.97
MoM % = -0.97



AIR FARE CHARGE
FOR SPECIFIED
ROUTES SINGLE
JOURNEY

YoY % = 4.17
MoM % = -0.79



JOURNEY BY
MOTORCYCLE
(OKADA)
PER DROP

YoY % = 25.23
MoM % = -3.70



WATER TRANSPORT:
WATER WAY
PASSENGER
TRANSPORTATION

YoY % = 5.77
MoM % = 1.85

TRANSPORT FARE WATCH - MARCH 2020

Average Transport Fare by Categories -Kwara State



MARCH 2020



BUS JOURNEY
WITHIN CITY,
PER DROP
CONSTANT ROUTE

N150.00



BUS JOURNEY
INTERCITY,
STATE ROUTE,
CHARGE PER PERSON

N1785.71



AIR FARE CHARGE
FOR SPECIFIED
ROUTES SINGLE
JOURNEY

N33500.00



JOURNEY BY
MOTORCYCLE
(OKADA)
PER DROP

N194.80



WATER TRANSPORT:
WATER WAY
PASSENGER
TRANSPORTATION

N640.00

FEBRUARY 2020



BUS JOURNEY
WITHIN CITY,
PER DROP
CONSTANT ROUTE

N160.00



BUS JOURNEY
INTERCITY,
STATE ROUTE,
CHARGE PER PERSON

N1860.00



AIR FARE CHARGE
FOR SPECIFIED
ROUTES SINGLE
JOURNEY

N35350.00



JOURNEY BY
MOTORCYCLE
(OKADA)
PER DROP

N180.00



WATER TRANSPORT:
WATER WAY
PASSENGER
TRANSPORTATION

N640.00

YoY % & MoM %



BUS JOURNEY
WITHIN CITY,
PER DROP
CONSTANT ROUTE

YoY % = 0.47
MoM % = -6.25



BUS JOURNEY
INTERCITY,
STATE ROUTE,
CHARGE PER PERSON

YoY % = -0.79
MoM % = -3.99



AIR FARE CHARGE
FOR SPECIFIED
ROUTES SINGLE
JOURNEY

YoY % = -4.83
MoM % = -5.23



JOURNEY BY
MOTORCYCLE
(OKADA)
PER DROP

YoY % = 14.59
MoM % = 8.22



WATER TRANSPORT:
WATER WAY
PASSENGER
TRANSPORTATION

YoY % = 6.67
MoM % = 0.00

TRANSPORT FARE WATCH - MARCH 2020

Average Transport Fare by Categories -Lagos State



MARCH 2020



BUS JOURNEY
WITHIN CITY,
PER DROP
CONSTANT ROUTE

N276.92



BUS JOURNEY
INTERCITY,
STATE ROUTE,
CHARGE PER PERSON

N2350.00



AIR FARE CHARGE
FOR SPECIFIED
ROUTES SINGLE
JOURNEY

N33600.00



JOURNEY BY
MOTORCYCLE
(OKADA)
PER DROP

N210.00



WATER TRANSPORT:
WATER WAY
PASSENGER
TRANSPORTATION

N500.00

FEBRUARY 2020



BUS JOURNEY
WITHIN CITY,
PER DROP
CONSTANT ROUTE

N275.00



BUS JOURNEY
INTERCITY,
STATE ROUTE,
CHARGE PER PERSON

N2300.00



AIR FARE CHARGE
FOR SPECIFIED
ROUTES SINGLE
JOURNEY

N33600.00



JOURNEY BY
MOTORCYCLE
(OKADA)
PER DROP

N205.00



WATER TRANSPORT:
WATER WAY
PASSENGER
TRANSPORTATION

N450.00

YoY % & MoM %



BUS JOURNEY
WITHIN CITY,
PER DROP
CONSTANT ROUTE

YoY % = 21.23
MoM % = 0.70



BUS JOURNEY
INTERCITY,
STATE ROUTE,
CHARGE PER PERSON

YoY % = 10.45
MoM % = 2.17



AIR FARE CHARGE
FOR SPECIFIED
ROUTES SINGLE
JOURNEY

YoY % = 0.48
MoM % = 0.00



JOURNEY BY
MOTORCYCLE
(OKADA)
PER DROP

YoY % = 19.38
MoM % = 2.44



WATER TRANSPORT:
WATER WAY
PASSENGER
TRANSPORTATION

YoY % = 8.11
MoM % = 11.11

TRANSPORT FARE WATCH - MARCH 2020

Average Transport Fare by Categories -Nassarawa State



MARCH 2020



BUS JOURNEY
WITHIN CITY,
PER DROP
CONSTANT ROUTE

N280.00



BUS JOURNEY
INTERCITY,
STATE ROUTE,
CHARGE PER PERSON

N1658.57



AIR FARE CHARGE
FOR SPECIFIED
ROUTES SINGLE
JOURNEY

N25600.00



JOURNEY BY
MOTORCYCLE
(OKADA)
PER DROP

N149.17



WATER TRANSPORT:
WATER WAY
PASSENGER
TRANSPORTATION

N400.00

FEBRUARY 2020



BUS JOURNEY
WITHIN CITY,
PER DROP
CONSTANT ROUTE

N260.00



BUS JOURNEY
INTERCITY,
STATE ROUTE,
CHARGE PER PERSON

N1600.00



AIR FARE CHARGE
FOR SPECIFIED
ROUTES SINGLE
JOURNEY

N25685.00



JOURNEY BY
MOTORCYCLE
(OKADA)
PER DROP

N138.00



WATER TRANSPORT:
WATER WAY
PASSENGER
TRANSPORTATION

N403.00

YoY % & MoM %



BUS JOURNEY
WITHIN CITY,
PER DROP
CONSTANT ROUTE

YoY % = 19.74
MoM % = 7.69



BUS JOURNEY
INTERCITY,
STATE ROUTE,
CHARGE PER PERSON

YoY % = 7.29
MoM % = 3.66



AIR FARE CHARGE
FOR SPECIFIED
ROUTES SINGLE
JOURNEY

YoY % = 0.79
MoM % = -0.33



JOURNEY BY
MOTORCYCLE
(OKADA)
PER DROP

YoY % = 16.24
MoM % = 8.09



WATER TRANSPORT:
WATER WAY
PASSENGER
TRANSPORTATION

YoY % = 0.52
MoM % = -0.74

TRANSPORT FARE WATCH - MARCH 2020

Average Transport Fare by Categories -Niger State



MARCH 2020



BUS JOURNEY
WITHIN CITY,
PER DROP
CONSTANT ROUTE

N183.00



BUS JOURNEY
INTERCITY,
STATE ROUTE,
CHARGE PER PERSON

N1650.75



AIR FARE CHARGE
FOR SPECIFIED
ROUTES SINGLE
JOURNEY

N31500.00



JOURNEY BY
MOTORCYCLE
(OKADA)
PER DROP

N95.56



WATER TRANSPORT:
WATER WAY
PASSENGER
TRANSPORTATION

N220.00

FEBRUARY 2020



BUS JOURNEY
WITHIN CITY,
PER DROP
CONSTANT ROUTE

N170.00



BUS JOURNEY
INTERCITY,
STATE ROUTE,
CHARGE PER PERSON

N1600.00



AIR FARE CHARGE
FOR SPECIFIED
ROUTES SINGLE
JOURNEY

N31560.00



JOURNEY BY
MOTORCYCLE
(OKADA)
PER DROP

N95.00



WATER TRANSPORT:
WATER WAY
PASSENGER
TRANSPORTATION

N215.00

YoY % & MoM %



BUS JOURNEY
WITHIN CITY,
PER DROP
CONSTANT ROUTE

YoY % = 19.85
MoM % = 7.65



BUS JOURNEY
INTERCITY,
STATE ROUTE,
CHARGE PER PERSON

YoY % = 9.22
MoM % = 3.17



AIR FARE CHARGE
FOR SPECIFIED
ROUTES SINGLE
JOURNEY

YoY % = 4.09
MoM % = -0.19



JOURNEY BY
MOTORCYCLE
(OKADA)
PER DROP

YoY % = 22.63
MoM % = 0.58



WATER TRANSPORT:
WATER WAY
PASSENGER
TRANSPORTATION

YoY % = 12.85
MoM % = 2.33

TRANSPORT FARE WATCH - MARCH 2020

Average Transport Fare by Categories -Ogun State



MARCH 2020



BUS JOURNEY
WITHIN CITY,
PER DROP
CONSTANT ROUTE

N166.60



BUS JOURNEY
INTERCITY,
STATE ROUTE,
CHARGE PER PERSON

N1200.00



AIR FARE CHARGE
FOR SPECIFIED
ROUTES SINGLE
JOURNEY

N31000.00



JOURNEY BY
MOTORCYCLE
(OKADA)
PER DROP

N198.50



WATER TRANSPORT:
WATER WAY
PASSENGER
TRANSPORTATION

N800.00

FEBRUARY 2020



BUS JOURNEY
WITHIN CITY,
PER DROP
CONSTANT ROUTE

N176.00



BUS JOURNEY
INTERCITY,
STATE ROUTE,
CHARGE PER PERSON

N1250.00



AIR FARE CHARGE
FOR SPECIFIED
ROUTES SINGLE
JOURNEY

N31200.00



JOURNEY BY
MOTORCYCLE
(OKADA)
PER DROP

N200.00



WATER TRANSPORT:
WATER WAY
PASSENGER
TRANSPORTATION

N814.00

YoY % & MoM %



BUS JOURNEY
WITHIN CITY,
PER DROP
CONSTANT ROUTE

YoY % = 6.34
MoM % = -5.34



BUS JOURNEY
INTERCITY,
STATE ROUTE,
CHARGE PER PERSON

YoY % = 10.92
MoM % = -4.00



AIR FARE CHARGE
FOR SPECIFIED
ROUTES SINGLE
JOURNEY

YoY % = 3.16
MoM % = -0.64



JOURNEY BY
MOTORCYCLE
(OKADA)
PER DROP

YoY % = 4.90
MoM % = -0.75



WATER TRANSPORT:
WATER WAY
PASSENGER
TRANSPORTATION

YoY % = 0.00
MoM % = -1.72

TRANSPORT FARE WATCH - MARCH 2020

Average Transport Fare by Categories -Ondo State



MARCH 2020



BUS JOURNEY
WITHIN CITY,
PER DROP
CONSTANT ROUTE

N194.40



BUS JOURNEY
INTERCITY,
STATE ROUTE,
CHARGE PER PERSON

N2023.33



AIR FARE CHARGE
FOR SPECIFIED
ROUTES SINGLE
JOURNEY

N32000.00



JOURNEY BY
MOTORCYCLE
(OKADA)
PER DROP

N212.81



WATER TRANSPORT:
WATER WAY
PASSENGER
TRANSPORTATION

N685.00

FEBRUARY 2020



BUS JOURNEY
WITHIN CITY,
PER DROP
CONSTANT ROUTE

N180.00



BUS JOURNEY
INTERCITY,
STATE ROUTE,
CHARGE PER PERSON

N1960.00



AIR FARE CHARGE
FOR SPECIFIED
ROUTES SINGLE
JOURNEY

N32700.00



JOURNEY BY
MOTORCYCLE
(OKADA)
PER DROP

N190.00



WATER TRANSPORT:
WATER WAY
PASSENGER
TRANSPORTATION

N715.00

YoY % & MoM %



BUS JOURNEY
WITHIN CITY,
PER DROP
CONSTANT ROUTE

YoY % = 8.91
MoM % = 8.00



BUS JOURNEY
INTERCITY,
STATE ROUTE,
CHARGE PER PERSON

YoY % = 9.64
MoM % = 3.23



AIR FARE CHARGE
FOR SPECIFIED
ROUTES SINGLE
JOURNEY

YoY % = -1.54
MoM % = -2.14



JOURNEY BY
MOTORCYCLE
(OKADA)
PER DROP

YoY % = 11.18
MoM % = 12.01



WATER TRANSPORT:
WATER WAY
PASSENGER
TRANSPORTATION

YoY % = 24.55
MoM % = -4.20

TRANSPORT FARE WATCH - MARCH 2020

Average Transport Fare by Categories -Osun State



MARCH 2020



BUS JOURNEY
WITHIN CITY,
PER DROP
CONSTANT ROUTE

N171.25



BUS JOURNEY
INTERCITY,
STATE ROUTE,
CHARGE PER PERSON

N1157.14



AIR FARE CHARGE
FOR SPECIFIED
ROUTES SINGLE
JOURNEY

N25700.00



JOURNEY BY
MOTORCYCLE
(OKADA)
PER DROP

N165.12



WATER TRANSPORT:
WATER WAY
PASSENGER
TRANSPORTATION

N485.00

FEBRUARY 2020



BUS JOURNEY
WITHIN CITY,
PER DROP
CONSTANT ROUTE

N180.00



BUS JOURNEY
INTERCITY,
STATE ROUTE,
CHARGE PER PERSON

N1200.00



AIR FARE CHARGE
FOR SPECIFIED
ROUTES SINGLE
JOURNEY

N25700.00



JOURNEY BY
MOTORCYCLE
(OKADA)
PER DROP

N170.00



WATER TRANSPORT:
WATER WAY
PASSENGER
TRANSPORTATION

N485.00

YoY % & MoM %



BUS JOURNEY
WITHIN CITY,
PER DROP
CONSTANT ROUTE

YoY % = 5.88
MoM % = -4.86



BUS JOURNEY
INTERCITY,
STATE ROUTE,
CHARGE PER PERSON

YoY % = 5.70
MoM % = -3.57



AIR FARE CHARGE
FOR SPECIFIED
ROUTES SINGLE
JOURNEY

YoY % = 0.78
MoM % = 0.00



JOURNEY BY
MOTORCYCLE
(OKADA)
PER DROP

YoY % = -0.41
MoM % = -2.87



WATER TRANSPORT:
WATER WAY
PASSENGER
TRANSPORTATION

YoY % = 6.33
MoM % = 0.00

TRANSPORT FARE WATCH - MARCH 2020

Average Transport Fare by Categories -Oyo State



MARCH 2020



BUS JOURNEY
WITHIN CITY,
PER DROP
CONSTANT ROUTE

N195.56



BUS JOURNEY
INTERCITY,
STATE ROUTE,
CHARGE PER PERSON

N1653.85



AIR FARE CHARGE
FOR SPECIFIED
ROUTES SINGLE
JOURNEY

N25765.00



JOURNEY BY
MOTORCYCLE
(OKADA)
PER DROP

N85.00



WATER TRANSPORT:
WATER WAY
PASSENGER
TRANSPORTATION

N480.00

FEBRUARY 2020



BUS JOURNEY
WITHIN CITY,
PER DROP
CONSTANT ROUTE

N203.00



BUS JOURNEY
INTERCITY,
STATE ROUTE,
CHARGE PER PERSON

N1600.00



AIR FARE CHARGE
FOR SPECIFIED
ROUTES SINGLE
JOURNEY

N25765.00



JOURNEY BY
MOTORCYCLE
(OKADA)
PER DROP

N85.00



WATER TRANSPORT:
WATER WAY
PASSENGER
TRANSPORTATION

N480.00

YoY % & MoM %



BUS JOURNEY
WITHIN CITY,
PER DROP
CONSTANT ROUTE

YoY % = 8.44
MoM % = -3.67



BUS JOURNEY
INTERCITY,
STATE ROUTE,
CHARGE PER PERSON

YoY % = 9.83
MoM % = 3.37



AIR FARE CHARGE
FOR SPECIFIED
ROUTES SINGLE
JOURNEY

YoY % = 3.06
MoM % = 0.00



JOURNEY BY
MOTORCYCLE
(OKADA)
PER DROP

YoY % = 22.35
MoM % = 0.00



WATER TRANSPORT:
WATER WAY
PASSENGER
TRANSPORTATION

YoY % = 9.28
MoM % = 0.00

TRANSPORT FARE WATCH - MARCH 2020

Average Transport Fare by Categories -Plateau State



MARCH 2020



BUS JOURNEY
WITHIN CITY,
PER DROP
CONSTANT ROUTE

N234.00



BUS JOURNEY
INTERCITY,
STATE ROUTE,
CHARGE PER PERSON

N2216.67



AIR FARE CHARGE
FOR SPECIFIED
ROUTES SINGLE
JOURNEY

N27900.00



JOURNEY BY
MOTORCYCLE
(OKADA)
PER DROP

N105.00



WATER TRANSPORT:
WATER WAY
PASSENGER
TRANSPORTATION

N370.00

FEBRUARY 2020



BUS JOURNEY
WITHIN CITY,
PER DROP
CONSTANT ROUTE

N225.00



BUS JOURNEY
INTERCITY,
STATE ROUTE,
CHARGE PER PERSON

N2370.00



AIR FARE CHARGE
FOR SPECIFIED
ROUTES SINGLE
JOURNEY

N27900.00



JOURNEY BY
MOTORCYCLE
(OKADA)
PER DROP

N97.00



WATER TRANSPORT:
WATER WAY
PASSENGER
TRANSPORTATION

N370.00

YoY % & MoM %



BUS JOURNEY
WITHIN CITY,
PER DROP
CONSTANT ROUTE

YoY % = 28.81
MoM % = 4.00



BUS JOURNEY
INTERCITY,
STATE ROUTE,
CHARGE PER PERSON

YoY % = 5.98
MoM % = -6.47



AIR FARE CHARGE
FOR SPECIFIED
ROUTES SINGLE
JOURNEY

YoY % = 1.45
MoM % = 0.00



JOURNEY BY
MOTORCYCLE
(OKADA)
PER DROP

YoY % = 28.57
MoM % = 8.25



WATER TRANSPORT:
WATER WAY
PASSENGER
TRANSPORTATION

YoY % = 15.63
MoM % = 0.00

TRANSPORT FARE WATCH - MARCH 2020

Average Transport Fare by Categories -Rivers State



MARCH 2020



BUS JOURNEY
WITHIN CITY,
PER DROP
CONSTANT ROUTE

N145.00



BUS JOURNEY
INTERCITY,
STATE ROUTE,
CHARGE PER PERSON

N1650.00



AIR FARE CHARGE
FOR SPECIFIED
ROUTES SINGLE
JOURNEY

N35000.00



JOURNEY BY
MOTORCYCLE
(OKADA)
PER DROP

N246.15



WATER TRANSPORT:
WATER WAY
PASSENGER
TRANSPORTATION

N1766.67

FEBRUARY 2020



BUS JOURNEY
WITHIN CITY,
PER DROP
CONSTANT ROUTE

N159.00



BUS JOURNEY
INTERCITY,
STATE ROUTE,
CHARGE PER PERSON

N1670.00



AIR FARE CHARGE
FOR SPECIFIED
ROUTES SINGLE
JOURNEY

N35600.00



JOURNEY BY
MOTORCYCLE
(OKADA)
PER DROP

N262.00



WATER TRANSPORT:
WATER WAY
PASSENGER
TRANSPORTATION

N1800.00

YoY % & MoM %



BUS JOURNEY
WITHIN CITY,
PER DROP
CONSTANT ROUTE

YoY % = 9.43
MoM % = -8.81



BUS JOURNEY
INTERCITY,
STATE ROUTE,
CHARGE PER PERSON

YoY % = 8.02
MoM % = -1.20



AIR FARE CHARGE
FOR SPECIFIED
ROUTES SINGLE
JOURNEY

YoY % = 1.45
MoM % = -1.69



JOURNEY BY
MOTORCYCLE
(OKADA)
PER DROP

YoY % = 29.55
MoM % = -6.05



WATER TRANSPORT:
WATER WAY
PASSENGER
TRANSPORTATION

YoY % = 0.95
MoM % = -1.85

TRANSPORT FARE WATCH - MARCH 2020

Average Transport Fare by Categories -Sokoto State



MARCH 2020



BUS JOURNEY
WITHIN CITY,
PER DROP
CONSTANT ROUTE

N135.00



BUS JOURNEY
INTERCITY,
STATE ROUTE,
CHARGE PER PERSON

N2050.00



AIR FARE CHARGE
FOR SPECIFIED
ROUTES SINGLE
JOURNEY

N22500.00



JOURNEY BY
MOTORCYCLE
(OKADA)
PER DROP

N87.14



WATER TRANSPORT:
WATER WAY
PASSENGER
TRANSPORTATION

N430.00

FEBRUARY 2020



BUS JOURNEY
WITHIN CITY,
PER DROP
CONSTANT ROUTE

N150.00



BUS JOURNEY
INTERCITY,
STATE ROUTE,
CHARGE PER PERSON

N1960.00



AIR FARE CHARGE
FOR SPECIFIED
ROUTES SINGLE
JOURNEY

N25400.00



JOURNEY BY
MOTORCYCLE
(OKADA)
PER DROP

N95.00



WATER TRANSPORT:
WATER WAY
PASSENGER
TRANSPORTATION

N415.00

YoY % & MoM %



BUS JOURNEY
WITHIN CITY,
PER DROP
CONSTANT ROUTE

YoY % = 3.45
MoM % = -10.00



BUS JOURNEY
INTERCITY,
STATE ROUTE,
CHARGE PER PERSON

YoY % = 13.89
MoM % = 4.59



AIR FARE CHARGE
FOR SPECIFIED
ROUTES SINGLE
JOURNEY

YoY % = -15.41
MoM % = -11.42



JOURNEY BY
MOTORCYCLE
(OKADA)
PER DROP

YoY % = 16.19
MoM % = -8.27



WATER TRANSPORT:
WATER WAY
PASSENGER
TRANSPORTATION

YoY % = 7.50
MoM % = 3.61

TRANSPORT FARE WATCH - MARCH 2020

Average Transport Fare by Categories -Taraba State



MARCH 2020



BUS JOURNEY
WITHIN CITY,
PER DROP
CONSTANT ROUTE

N256.67



BUS JOURNEY
INTERCITY,
STATE ROUTE,
CHARGE PER PERSON

N1875.11



AIR FARE CHARGE
FOR SPECIFIED
ROUTES SINGLE
JOURNEY

N27000.00



JOURNEY BY
MOTORCYCLE
(OKADA)
PER DROP

N179.09



WATER TRANSPORT:
WATER WAY
PASSENGER
TRANSPORTATION

N320.00

FEBRUARY 2020



BUS JOURNEY
WITHIN CITY,
PER DROP
CONSTANT ROUTE

N248.00



BUS JOURNEY
INTERCITY,
STATE ROUTE,
CHARGE PER PERSON

N1830.00



AIR FARE CHARGE
FOR SPECIFIED
ROUTES SINGLE
JOURNEY

N26500.00



JOURNEY BY
MOTORCYCLE
(OKADA)
PER DROP

N187.00



WATER TRANSPORT:
WATER WAY
PASSENGER
TRANSPORTATION

N348.00

YoY % & MoM %



BUS JOURNEY
WITHIN CITY,
PER DROP
CONSTANT ROUTE

YoY % = 28.33
MoM % = 3.49



BUS JOURNEY
INTERCITY,
STATE ROUTE,
CHARGE PER PERSON

YoY % = 0.68
MoM % = 2.47



AIR FARE CHARGE
FOR SPECIFIED
ROUTES SINGLE
JOURNEY

YoY % = 3.85
MoM % = 1.89



JOURNEY BY
MOTORCYCLE
(OKADA)
PER DROP

YoY % = 9.65
MoM % = -4.23



WATER TRANSPORT:
WATER WAY
PASSENGER
TRANSPORTATION

YoY % = -1.54
MoM % = -8.05

TRANSPORT FARE WATCH - MARCH 2020

Average Transport Fare by Categories -Yobe State



MARCH 2020



BUS JOURNEY
WITHIN CITY,
PER DROP
CONSTANT ROUTE

N170.00



BUS JOURNEY
INTERCITY,
STATE ROUTE,
CHARGE PER PERSON

N1275.00



AIR FARE CHARGE
FOR SPECIFIED
ROUTES SINGLE
JOURNEY

N31200.58



JOURNEY BY
MOTORCYCLE
(OKADA)
PER DROP

N175.50



WATER TRANSPORT:
WATER WAY
PASSENGER
TRANSPORTATION

N350.49

FEBRUARY 2020



BUS JOURNEY
WITHIN CITY,
PER DROP
CONSTANT ROUTE

N170.00



BUS JOURNEY
INTERCITY,
STATE ROUTE,
CHARGE PER PERSON

N1286.00



AIR FARE CHARGE
FOR SPECIFIED
ROUTES SINGLE
JOURNEY

N32000.00



JOURNEY BY
MOTORCYCLE
(OKADA)
PER DROP

N184.00



WATER TRANSPORT:
WATER WAY
PASSENGER
TRANSPORTATION

N328.00

YoY % & MoM %



BUS JOURNEY
WITHIN CITY,
PER DROP
CONSTANT ROUTE

YoY % = 14.57
MoM % = 0.00



BUS JOURNEY
INTERCITY,
STATE ROUTE,
CHARGE PER PERSON

YoY % = 23.20
MoM % = -0.86



AIR FARE CHARGE
FOR SPECIFIED
ROUTES SINGLE
JOURNEY

YoY % = 4.49
MoM % = -2.50



JOURNEY BY
MOTORCYCLE
(OKADA)
PER DROP

YoY % = 19.80
MoM % = -4.62



WATER TRANSPORT:
WATER WAY
PASSENGER
TRANSPORTATION

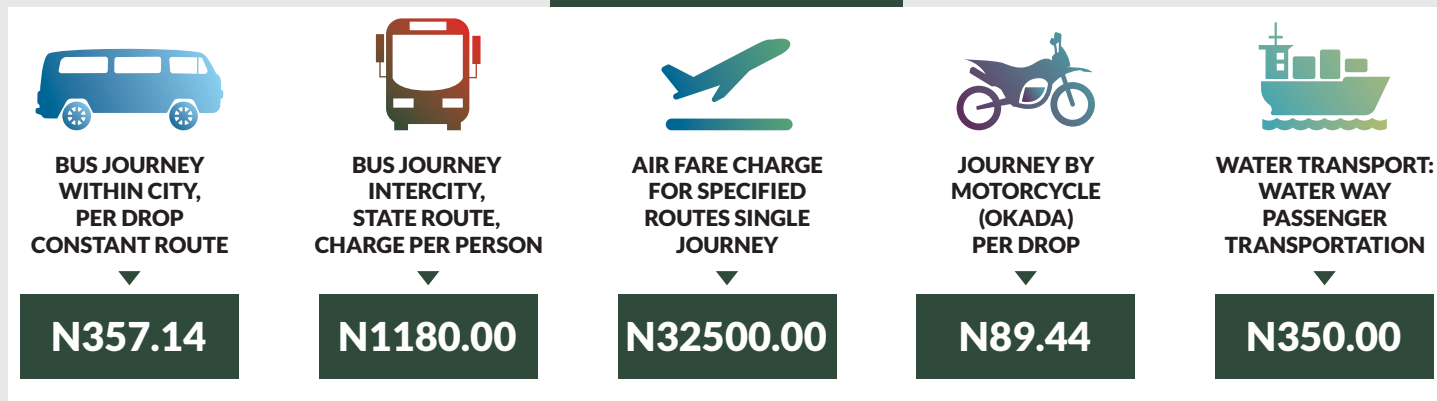
YoY % = 13.20
MoM % = 6.86

TRANSPORT FARE WATCH - MARCH 2020

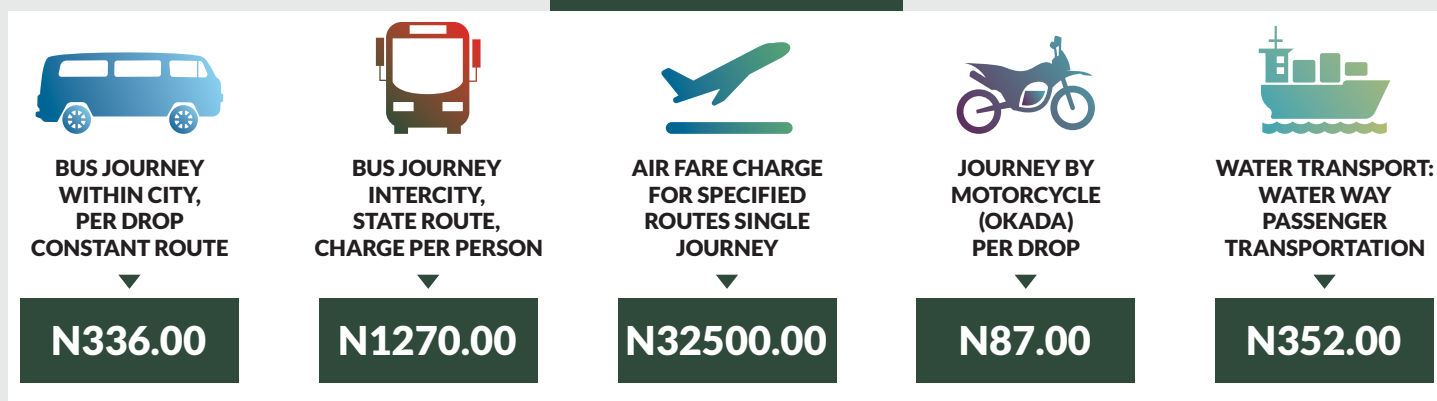
Average Transport Fare by Categories -Zamfara State



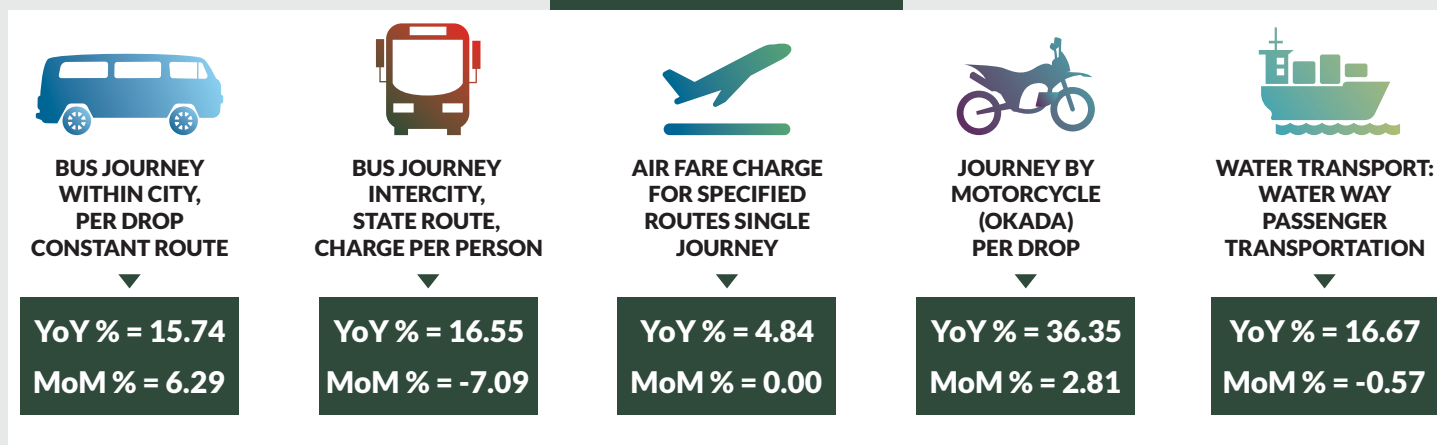
MARCH 2020



FEBRUARY 2020



YoY % & MoM %



METHODOLOGY

Field work is done solely by over 700 NBS Staff in all States of the federation supported by supervisors who are monitored by internal and external observers.

Prices are collected across all the 774 local governments across all States and the FCT from over 10,000 respondents and locations and reflect actual prices households state they actually bought those fuels together with the prices reportedly sold by the fuel suppliers.

The average of all these prices is then reported for each state and the average for the country is the average for the state.

NBS audit team subsequently conducts randomly selected verification of prices recorded.

Acknowledgements


We acknowledge our technical partners, Proshare in the design, concept and production of this publication.





Contact Us

 @nigerianstat

 NBSNigeria

 www.nigerianstat.gov.ng

 **Head Office Address**
Plot 762, Independence Avenue, Central
Business District, FCT, Abuja Nigeria.

 +234 803 386 5388

 feedback@nigerianstat.gov.ng