

Transport Fare Watch

(MAY2017)

Report Date: June 2017

Data Source: National Bureau of Statistics



NATIONAL BUREAU OF STATISTICS

Contents

| | |
|---|----|
| Executive Summary | 1 |
| Average Transport Fare Across States | |
| -States Bus Journey Within City, Per Drop Constant Route..... | 2 |
| -States Bus Journey Intercity, State Route, Charge per person | 3 |
| -Air Fare Charge for Specified Routes Single Journey | 4 |
| -Journey by Motorcycle (Okada) Per Drop | 5 |
| -Waterway Passenger Transport | 6 |
| Average Transport Fare by Categories - All States | |
| Abia | 7 |
| Abuja | 8 |
| Adamawa | 9 |
| Akwa Ibom | 10 |
| Anambra | 11 |
| Bauchi | 12 |
| Bayelsa | 13 |
| Benue | 14 |
| Borno | 15 |
| Cross River | 16 |
| Delta | 17 |
| Ebonyi | 18 |
| Edo | 19 |
| Ekiti | 20 |
| Enugu | 21 |
| Gombe | 22 |
| Imo | 23 |
| Jigawa | 24 |
| Kaduna | 25 |
| Kano | 26 |
| Katsina | 27 |
| Kebbi | 28 |
| Kogi | 29 |
| Kwara | 30 |
| Lagos | 31 |
| Nassarawa | 32 |
| Niger | 33 |
| Ogun | 34 |
| Ondo | 35 |
| Osun | 36 |
| Oyo | 37 |
| Plateau | 38 |
| Rivers | 39 |
| Sokoto | 40 |
| Taraba | 41 |
| Yobe | 42 |
| Zamfara | 43 |
| Methodology | 44 |
| Acknowledgment and Contact | 45 |

Executive Summary

The transport fare watch report for May 2017 covers the following categories namely bus journey within the city per drop constant route ; bus journey intercity, state route, charge per person; air fare charge for specified routes single journey; journey by motorcycle (okada) per drop; and water way passenger transport.

Average fare paid by commuters for bus journey within the city decreased by 2.72% month-on-month and increased by 48.78% year-on-year to N131.00 in May 2017 from N134.66 in April 2017.

States with highest bus journey fare within city in May 2017 were Abuja (N250.00), Katsina (N212.82) & Cross River (N211.82) while States with lowest bus journey fare within city in May 2017 were Enugu (N79.55), Yobe (N75.00) & Borno (N58.57).

Average fare paid by commuters for bus journey intercity decreased by 1.39% month-on-month and increased by 33.96% year-on-year to N1,565.00 in May 2017 from N1,587.04 in April 2017.

States with highest bus journey within city in May 2017 were Abuja (N4,833.33), Adamawa (N3,266.67) & Niger (N2,388.89) while States with lowest bus journey fare within city in May 2017 were Kano (N875.00), Katsina (N900.00) & Jigawa (N995.45).

Average fare paid by air passengers for specified routes single journey increased by 2.76% month-on-month and by 35.62% year-on-year to N31,651.79 in May 2017 from N30,803.03 in April 2017.

States with highest air fare in April 2017 were Abuja FCT (N43,000.00), Jigawa (N40,800.23) & Taraba (N40,000) while States with lowest air fare in May 2017 were Katsina (N23,450.00), Kogi (N23,400.00) & Osun (N25,400).

Average fare paid by commuters for journey by motorcycle per drop decreased by 1.32% month-on-month and increased by 20.20% year-on-year to N99.49 in May 2017 from N100.82 in April 2017.

States with highest journey fare by motorcycle per drop in April 2017 were Bayelsa (N174.55), Rivers (N196.67) & Abia (N159) while states with lowest journey fare by motorcycle per drop in May 2017 were Niger (N52.22), Bauchi (N55.00) & Zamfara (N56.25).

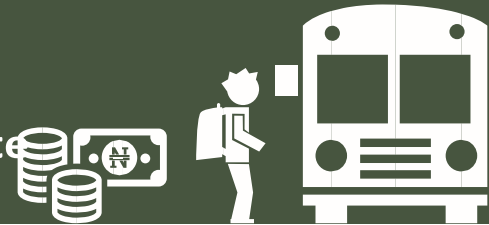
Average fare paid by passengers for water way passenger transport increased by 0.65% month-on-month and 14.78% year-on-year to N601.42 in May 2017 from N597.56 in April 2017.

States with highest fare by water way passenger transport in May 2017 were Bayelsa (N2,175.00), Rivers (N1,675.00) & Cross River (N1,650.00) while states with lowest fare by water way passenger transport in May 2017 were Kebbi (N235.14), Gombe (N171.99) & Borno (N150.00).

Transport Fare Watch - May 2017

Average Transport Fare Across States

-Bus Journey Within City , Per Drop Constant Route



Average

N131.00

| State | May-17 | YoY % | MoM % |
|-------------|--------|---------|---------|
| Abia | 103 | 21.42% | -11.84% |
| Abuja FCT | 250 | 233.33% | -1.96% |
| Adamawa | 150 | 50.00% | -25.00% |
| Akwa-Ibom | 150 | 50.00% | -6.25% |
| Anambra | 82.22 | 16.54% | -14.03% |
| Bauchi | 85 | -8.11% | -5.56% |
| Bayelsa | 150 | 62.16% | 0.00% |
| Benue | 120.98 | 81.47% | -6.94% |
| Borno | 58.57 | 19.53% | -2.38% |
| Cross River | 211.82 | 13.33% | 0.61% |
| Delta | 121 | 25.17% | -5.65% |
| Ebonyi | 180.55 | 74.44% | -9.72% |
| Edo | 178.57 | 78.57% | 11.61% |
| Ekiti | 186.19 | 76.13% | -4.03% |
| Enugu | 79.55 | 25.83% | 4.83% |
| Gombe | 86.67 | 52.49% | -2.62% |
| Imo | 126.22 | 43.81% | -1.22% |
| Jigawa | 142 | 57.78% | -9.84% |
| Kaduna | 126.67 | 1.33% | -4.04% |
| Kano | 146.67 | 91.30% | 6.67% |
| Katsina | 212.5 | 84.78% | 6.25% |
| Kebbi | 100 | 100.00% | -7.83% |
| Kogi | 100.54 | 101.08% | -2.07% |
| Kwara | 143.33 | 43.33% | -14.00% |
| Lagos | 143.82 | 1.34% | -3.04% |
| Nasarawa | 158.78 | 58.78% | 5.85% |
| Niger | 120 | 20.00% | 0.00% |
| Ogun | 172 | 42.34% | 3.20% |
| Ondo | 106.11 | 61.18% | -2.65% |
| Osun | 103.08 | 18.55% | -3.32% |
| Oyo | 155.71 | 81.95% | -2.68% |
| Plateau | 92.5 | 0.00% | 1.37% |
| Rivers | 105 | 5.00% | 1.61% |
| Sokoto | 110 | 83.33% | -2.22% |
| Taraba | 100 | 66.67% | -0.99% |
| Yobe | 75 | 49.25% | 20.00% |
| Zamfara | 99.65 | 78.16% | -3.87% |

STATES WITH HIGHEST BUS JOURNEY FARE WITHIN CITY IN MAY 2017

ABUJA FCT **N250.00**

KATSINA **N212.50**

CROSS RIVER **N211.82**

STATES WITH LOWEST BUS JOURNEY FARE WITHIN CITY IN MAY 2017

ENUGU **N79.55**

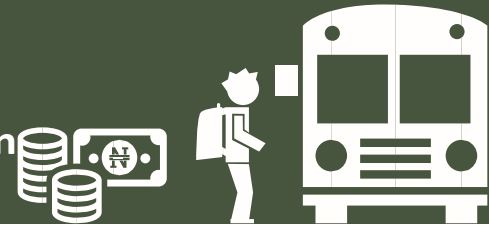
YOBE **N75.00**

BORNO **N58.57**

Transport Fare Watch - May 2017

Average Transport Fare Across States

-Bus Journey Intercity, State Route, Charge Per Person



Average

N1565.00

| State | May-17 | YoY % | MoM % |
|-------------|---------|---------|---------|
| Abia | 1,093 | 136.09% | 28.63% |
| Abuja FCT | 4833.33 | 93.33% | 0.17% |
| Adamawa | 3266.67 | 117.78% | -6.67% |
| Akwa-Ibom | 1010.09 | 26.26% | 1.01% |
| Anambra | 1287.5 | 129.74% | -5.58% |
| Bauchi | 1083.33 | -15.03% | -5.80% |
| Bayelsa | 1055.56 | 64.50% | -1.48% |
| Benue | 2244.44 | 19.70% | 3.15% |
| Borno | 2366.67 | 57.78% | -7.68% |
| Cross River | 1396.67 | 16.39% | 0.24% |
| Delta | 1213.64 | 27.75% | -5.99% |
| Ebonyi | 1215 | 90.59% | 1.25% |
| Edo | 1338.46 | 40.89% | -6.62% |
| Ekiti | 1504.55 | 3.10% | -7.54% |
| Enugu | 1116.67 | 52.24% | -11.38% |
| Gombe | 1350 | 120.71% | -2.88% |
| Imo | 1206.25 | 64.22% | -2.03% |
| Jigawa | 995.45 | 54.23% | 4.78% |
| Kaduna | 1250 | 16.47% | -5.30% |
| Kano | 875 | 26.90% | -9.20% |
| Katsina | 900 | 58.82% | -3.23% |
| Kebbi | 1537.5 | 53.75% | 6.56% |
| Kogi | 1669.23 | -6.49% | -0.71% |
| Kwara | 2166.67 | 44.44% | 6.21% |
| Lagos | 2224.24 | 23.95% | 1.36% |
| Nasarawa | 1180 | 90.22% | -7.81% |
| Niger | 2388.89 | 28.55% | 2.97% |
| Ogun | 1312.07 | 5.77% | -9.33% |
| Ondo | 1498.15 | -8.97% | -2.95% |
| Osun | 1416.41 | -0.53% | 1.17% |
| Oyo | 1157.14 | 21.60% | 5.19% |
| Plateau | 1411.11 | -13.16% | -3.05% |
| Rivers | 1517.65 | 2.03% | -0.36% |
| Sokoto | 1870 | 55.51% | -0.27% |
| Taraba | 1581.82 | 3.90% | 0.58% |
| Yobe | 1100 | -4.35% | 0.00% |
| Zamfara | 1261.54 | 19.82% | 0.49% |

STATES WITH HIGHEST BUS JOURNEY FARE INTERCITY WITHIN STATE IN MAY 2017

ABUJA FCT **N4,833.33**

ADAMAWA **N3,266.67**

NIGER **N2,388.89**

STATES WITH LOWEST BUS JOURNEY FARE INTERCITY WITHIN STATE IN MAY 2017

JIGAWA **N995.45**

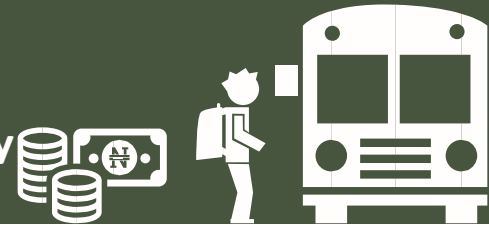
KATSINA **N900.00**

KANO **N875.00**

Transport Fare Watch - May 2017

Average Transport Fare Across States

-Air Fare Charge For Specified Routes Single Journey



Average

N31,651.79

| State | May-17 | YoY % | MoM % |
|-------------|----------|---------|--------|
| Abia | 34,500 | | -1.43% |
| Abuja FCT | 43000 | 79.17% | 19.44% |
| Adamawa | 36000 | 38.46% | 2.86% |
| Akwa-Ibom | 35000 | 38.83% | 0.00% |
| Anambra | 29800.44 | | 1.02% |
| Bauchi | 35000.44 | | 0.00% |
| Bayelsa | 30675.22 | 5.27% | -0.41% |
| Benue | 30000 | 48.75% | 0.00% |
| Borno | 35000 | 39.97% | 0.00% |
| Cross River | 34600 | 44.17% | -1.14% |
| Delta | 36000 | 44.00% | 2.86% |
| Ebonyi | 33000 | | 15.46% |
| Edo | 38000 | 52.00% | -5.00% |
| Ekiti | 26000 | | 1.64% |
| Enugu | 33500 | 62.10% | 1.52% |
| Gombe | 33666.67 | 34.67% | 2.02% |
| Imo | 30500.44 | 37.48% | 1.67% |
| Jigawa | 40800.23 | | 2.00% |
| Kaduna | 26000.23 | 20.20% | -2.18% |
| Kano | 33000 | 119.54% | 6.45% |
| Katsina | 23450 | 55.03% | 4.22% |
| Kebbi | 28080 | 32.60% | -1.82% |
| Kogi | 23400 | | 4.00% |
| Kwara | 33600.32 | 37.14% | -4.00% |
| Lagos | 33000.13 | 23.49% | 1.54% |
| Nasarawa | 27600.66 | | 2.22% |
| Niger | 28500.34 | 36.67% | 1.79% |
| Ogun | 27540.22 | | 2.00% |
| Ondo | 29800.54 | 19.20% | -0.66% |
| Osun | 25400 | | -0.39% |
| Oyo | 35000 | 40.00% | 16.67% |
| Plateau | 30000 | 19.75% | 20.00% |
| Rivers | 29700.34 | 18.80% | -1.00% |
| Sokoto | 29000 | 31.82% | -3.33% |
| Taraba | 40000 | 60.00% | 14.29% |
| Yobe | 27000 | | 1.62% |
| Zamfara | 26000 | | 1.96% |

STATES WITH HIGHEST AIR FARE IN MAY 2017

ABUJA FCT **N43,000.00**

JIGAWA **N40,800.23**

TARABA **N40,000.00**

STATES WITH LOWEST AIR FARE IN MAY 2017

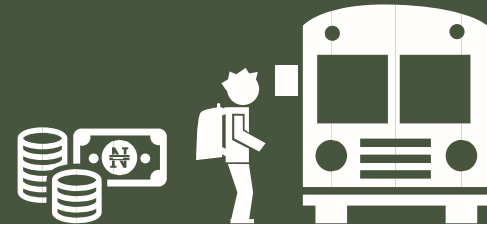
OSUN **N25,400.00**

KATSINA **N23,450.00**

KOGI **N23,400.00**

Transport Fare Watch - May 2017

Average Transport Fare Across States -Journey by Motorcycle (Okada) Per Drop



Average

N99.49

STATES WITH HIGHEST MOTOCYCLE (OKADA) JOURNEY FARE IN MAY 2017

RIVERS **N196.67**

BAYELSA **N174.55**

ABIA **N159**

STATES WITH LOWEST MOTOCYCLE (OKADA) JOURNEY FARE IN MAY 2017

ZAMFARA **N56.25**

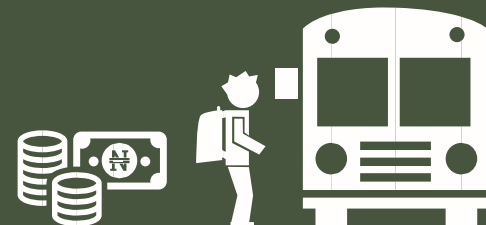
BAUCHI **N55.00**

NIGER **N52.22**

| State | May-17 | YoY % | MoM % |
|-------------|--------|---------|---------|
| Abia | 159 | 23.38% | 4.08% |
| Abuja FCT | 82.5 | 43.48% | -2.94% |
| Adamawa | 70 | -0.42% | -2.78% |
| Akwa-Ibom | 152.86 | -1.38% | -12.30% |
| Anambra | 101.11 | 29.54% | -6.93% |
| Bauchi | 55 | -30.16% | -8.33% |
| Bayelsa | 174.55 | 45.45% | -6.16% |
| Benue | 83 | 6.24% | -12.63% |
| Borno | 66.67 | 33.33% | -4.76% |
| Cross River | 142.14 | 13.97% | -9.27% |
| Delta | 70.91 | -9.96% | -17.55% |
| Ebonyi | 125.75 | 35.95% | -3.27% |
| Edo | 146 | 12.31% | -3.31% |
| Ekiti | 56.77 | -11.18% | -1.55% |
| Enugu | 132.38 | 10.90% | 0.72% |
| Gombe | 76.25 | -11.17% | -1.96% |
| Imo | 142.63 | 34.24% | -1.81% |
| Jigawa | 75.33 | -4.34% | 4.63% |
| Kaduna | 76.15 | 31.49% | 12.27% |
| Kano | 100.78 | 91.96% | -8.23% |
| Katsina | 65.83 | 38.60% | -1.95% |
| Kebbi | 66.88 | 11.32% | 2.01% |
| Kogi | 98.5 | 50.99% | -2.48% |
| Kwara | 60.91 | 9.42% | -4.29% |
| Lagos | 121.43 | 26.46% | -5.63% |
| Nasarawa | 79.29 | 4.96% | 9.11% |
| Niger | 52.22 | 7.67% | -10.84% |
| Ogun | 107.27 | 41.01% | 16.32% |
| Ondo | 106.84 | 6.84% | -8.65% |
| Osun | 114.5 | 12.78% | -3.20% |
| Oyo | 74.94 | 4.27% | 1.54% |
| Plateau | 68.57 | 28.00% | 7.99% |
| Rivers | 196.67 | 28.26% | 6.57% |
| Sokoto | 108.57 | 49.75% | 6.10% |
| Taraba | 112.73 | 67.83% | 3.42% |
| Yobe | 100 | 99.16% | 42.17% |
| Zamfara | 56.25 | -7.12% | 6.13% |

Transport Fare Watch - May 2017

Average Transport Fare Across States -Waterway Passenger Transport



Average

N601.42

| State | May-17 | YoY % | MoM % |
|-------------|--------|---------|--------|
| Abia | 330 | -7.62% | -5.62% |
| Abuja FCT | 250.54 | 54.86% | 8.93% |
| Adamawa | 410.76 | 25.86% | -2.33% |
| Akwa-Ibom | 1400 | -6.67% | -9.68% |
| Anambra | 425.11 | 5.33% | -5.53% |
| Bauchi | 400.32 | 1.99% | -4.69% |
| Bayelsa | 2175 | 18.71% | 1.95% |
| Benue | 525.76 | 23.71% | 1.11% |
| Borno | 150 | 37.99% | 9.49% |
| Cross River | 1650 | 20.00% | 0.00% |
| Delta | 1580 | -21.00% | -5.20% |
| Ebonyi | 350.3 | -6.18% | -4.29% |
| Edo | 920.22 | 82.51% | 2.25% |
| Ekiti | 500.98 | 24.09% | 0.07% |
| Enugu | 542.89 | 42.27% | 2.43% |
| Gombe | 171.99 | 70.55% | 0.58% |
| Imo | 490.76 | 22.69% | 7.39% |
| Jigawa | 565.22 | 12.81% | 1.70% |
| Kaduna | 350.11 | 247.18% | 8.39% |
| Kano | 400.88 | 21.67% | 4.94% |
| Katsina | 500.16 | 23.82% | 1.92% |
| Kebbi | 235.14 | -13.20% | 1.79% |
| Kogi | 350 | 16.67% | -7.89% |
| Kwara | 510.43 | 44.62% | 1.48% |
| Lagos | 537.5 | 16.22% | 7.50% |
| Nasarawa | 400.55 | -5.78% | 2.71% |
| Niger | 298.22 | 9.31% | -0.59% |
| Ogun | 750 | 66.67% | 25.00% |
| Ondo | 600 | 26.32% | 0.00% |
| Osun | 480.21 | 25.24% | 2.17% |
| Oyo | 450.11 | 11.56% | -1.46% |
| Plateau | 308.34 | 53.52% | 2.74% |
| Rivers | 1675 | -4.29% | 4.69% |
| Sokoto | 480.44 | 10.68% | 1.25% |
| Taraba | 420 | 28.69% | -0.13% |
| Yobe | 340.22 | 32.37% | -4.16% |
| Zamfara | 324.89 | 34.52% | -0.03% |

STATES WITH HIGHEST WATERWAY PASSENGER TRANSPORT IN MAY 2017

BAYELSA **N2175.00**

RIVERS **N1675.00**

CROSS RIVER **N1650.00**

STATES WITH LOWEST WATERWAY PASSENGER TRANSPORT IN MAY 2017

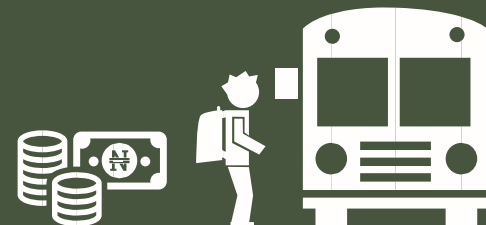
KEBBI **N235.14**

GOMBE **N171.99**

BORNO **N150.00**

Transport Fare Watch - May 2017

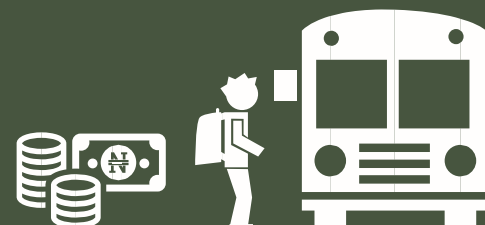
Average Transport Fare by Categories -Abia State



| Months | Bus journey within city , per drop constant route | Bus journey intercity, state route, charge per person | Air fare charge for specified routes single journey | Journey by motorcycle (okada) per drop | Water transport : water way passenger transportation |
|--------|---|---|---|--|--|
| May-16 | 84.71 | 463.1 | 25210.66 | 128.94 | 357.57 |
| Jun-16 | 73.82 | 503.33 | 25263.6 | 102.92 | 359.43 |
| Jul-16 | 73.82 | 560.33 | 30000 | 107.5 | 361.3 |
| Aug-16 | 121.61 | 428.57 | 30063 | 108.13 | 363.18 |
| Sep-16 | 114.29 | 450.65 | 30126.13 | 116.43 | 365.07 |
| Oct-16 | 109.37 | 593.09 | 23463.35 | 141.19 | 366.97 |
| Nov-16 | 128.57 | 407.14 | 23512.62 | 129.44 | 368.87 |
| Dec-16 | 130.52 | 628.57 | 33562 | 152.78 | 370.79 |
| Jan-17 | 130.65 | 593.33 | 33562 | 155.38 | 371.16 |
| Feb-17 | 130.83 | 683.33 | 33562 | 151.25 | 371.26 |
| Mar-17 | 122.22 | 775 | 34650 | 125 | 340.34 |
| Apr-17 | 116.67 | 850 | 35000 | 152.86 | 350 |
| May-17 | 102.86 | 1093.33 | 34500 | 159.09 | 330.33 |
| YoY % | 21.42 | 136.09 | 36.85 | 23.38 | -7.62 |
| MoM % | -11.84 | 28.63 | -1.43 | 4.08 | -5.62 |

Transport Fare Watch - May 2017

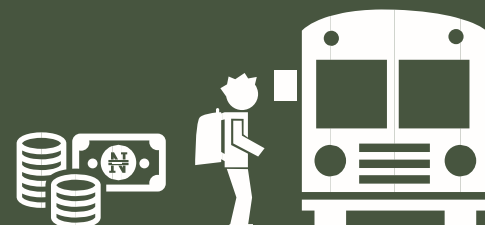
Average Transport Fare by Categories -Abuja FCT



| Months | Bus journey within city , per drop constant route | Bus journey intercity, state route, charge per person | Air fare charge for specified routes single journey | Journey by motorcycle (okada) per drop | Water transport : water way passenger transportation |
|--------|---|---|---|--|--|
| May-16 | 75 | 2500 | 24000 | 57.5 | 161.78 |
| Jun-16 | 75 | 5000 | 24000 | 62.5 | 162.12 |
| Jul-16 | 75 | 5000 | 25000 | 62.5 | 162.46 |
| Aug-16 | 83.33 | 4600 | 24000 | 57.5 | 162.8 |
| Sep-16 | 125 | 4675 | 24000 | 72.5 | 150 |
| Oct-16 | 185.74 | 4567.74 | 25365.39 | 80.63 | 150 |
| Nov-16 | 250 | 5000 | 25418.66 | 85 | 150.32 |
| Dec-16 | 300 | 5333.33 | 35000 | 87.5 | 250.63 |
| Jan-17 | 290.55 | 4960 | 35000 | 82.5 | 220.55 |
| Feb-17 | 257.5 | 4566.67 | 35000 | 82.67 | 220.76 |
| Mar-17 | 262.5 | 4500 | 35000 | 86.67 | 220.34 |
| Apr-17 | 255 | 4825 | 36000 | 85 | 230 |
| May-17 | 250 | 4833.33 | 43000 | 82.5 | 250.54 |
| YoY % | 233.33 | 93.33 | 79.17 | 43.48 | 54.86 |
| MoM % | -1.96 | 0.17 | 19.44 | -2.94 | 8.93 |

Transport Fare Watch - May 2017

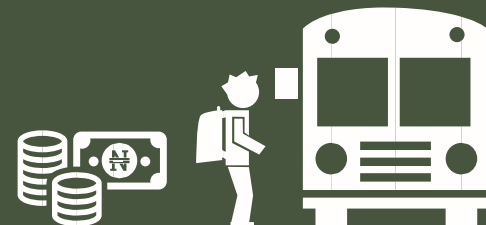
Average Transport Fare by Categories -Adamawa State



| Months | Bus journey within city , per drop constant route | Bus journey intercity, state route, charge per person | Air fare charge for specified routes single journey | Journey by motorcycle (okada) per drop | Water transport : water way passenger transportation |
|--------|---|---|---|--|--|
| May-16 | 100 | 1500 | 26000 | 70.29 | 326.37 |
| Jun-16 | 70 | 1500 | 26000 | 70.44 | 327.05 |
| Jul-16 | 70 | 1500 | 24000 | 70.59 | 327.74 |
| Aug-16 | 70.15 | 1450 | 24050.4 | 70.74 | 328.43 |
| Sep-16 | 90 | 1450 | 24000 | 70.89 | 329.12 |
| Oct-16 | 92.26 | 1450 | 29970.41 | 70 | 482.81 |
| Nov-16 | 100 | 1450.98 | 26000 | 70 | 483.83 |
| Dec-16 | 250 | 3500 | 37000 | 70.15 | 484.84 |
| Jan-17 | 200 | 3500.45 | 37700 | 70.55 | 420.55 |
| Feb-17 | 200 | 3350 | 35000 | 70.45 | 422.55 |
| Mar-17 | 200 | 3266.67 | 35000 | 71.54 | 400.13 |
| Apr-17 | 200 | 3500 | 35000 | 72 | 420.55 |
| May-17 | 150 | 3266.67 | 36000 | 70 | 410.76 |
| YoY % | 50 | 117.78 | 38.46 | -0.42 | 25.86 |
| MoM % | -25 | -6.67 | 2.86 | -2.78 | -2.33 |

Transport Fare Watch - May 2017

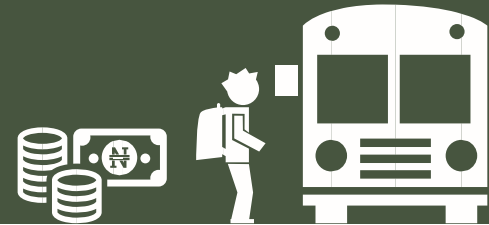
Average Transport Fare by Categories -Akwa Ibom State



| Months | Bus journey within city , per drop constant route | Bus journey intercity, state route, charge per person | Air fare charge for specified routes single journey | Journey by motorcycle (okada) per drop | Water transport : water way passenger transportation |
|--------|---|---|---|--|--|
| May-16 | 100 | 800 | 25210.99 | 155 | 1500 |
| Jun-16 | 100 | 725 | 25263.93 | 161.67 | 850 |
| Jul-16 | 100 | 830 | 35000 | 160.33 | 1000 |
| Aug-16 | 150 | 775 | 27000 | 153.33 | 1200 |
| Sep-16 | 100 | 1133.33 | 27000 | 160 | 1202.52 |
| Oct-16 | 114.01 | 718.29 | 26406 | 187.17 | 1046.84 |
| Nov-16 | 150 | 830 | 27000 | 162.5 | 1000 |
| Dec-16 | 167.5 | 1133.33 | 35000 | 164.17 | 1500 |
| Jan-17 | 132.5 | 900 | 35000 | 158.75 | 1350 |
| Feb-17 | 150 | 875 | 35000 | 137.14 | 1350 |
| Mar-17 | 160 | 892 | 35600 | 164.29 | 1500 |
| Apr-17 | 160 | 1000 | 35000 | 174.29 | 1550 |
| May-17 | 150 | 1010.09 | 35000 | 152.86 | 1400 |
| YoY % | 50 | 26.26 | 38.83 | -1.38 | -6.67 |
| MoM % | -6.25 | 1.01 | 0 | -12.3 | -9.68 |

Transport Fare Watch - May 2017

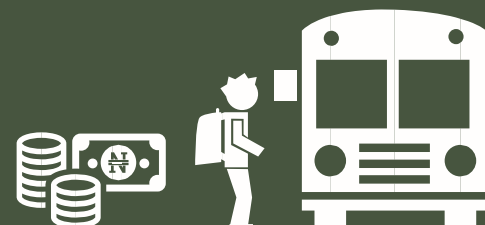
Average Transport Fare by Categories -Anambra State



| Months | Bus journey within city , per drop constant route | Bus journey intercity, state route, charge per person | Air fare charge for specified routes single journey | Journey by motorcycle (okada) per drop | Water transport : water way passenger transportation |
|--------|---|---|---|--|--|
| May-16 | 70.56 | 560.42 | 26924.99 | 78.06 | 403.58 |
| Jun-16 | 66.06 | 589.58 | 26981.53 | 79.17 | 404.43 |
| Jul-16 | 64.32 | 550 | 27038.19 | 77.92 | 405.28 |
| Aug-16 | 65.58 | 630 | 27094.97 | 99.17 | 406.13 |
| Sep-16 | 103.75 | 900 | 27190.87 | 80 | 406.98 |
| Oct-16 | 82.15 | 811.63 | 25770.68 | 100.12 | 481.37 |
| Nov-16 | 95.76 | 806.25 | 27251.71 | 100.12 | 482.38 |
| Dec-16 | 125.55 | 1100 | 27133.99 | 130.12 | 483.39 |
| Jan-17 | 100 | 900 | 27152.99 | 110 | 464.36 |
| Feb-17 | 92.73 | 859.09 | 27152.99 | 103.64 | 464.56 |
| Mar-17 | 95.45 | 1009.09 | 28750.34 | 108.18 | 440.89 |
| Apr-17 | 95.64 | 1363.64 | 29500 | 108.64 | 450 |
| May-17 | 82.22 | 1287.5 | 29800.44 | 101.11 | 425.11 |
| YoY % | 16.54 | 129.74 | 10.68 | 29.54 | 5.33 |
| MoM % | -14.03 | -5.58 | 1.02 | -6.93 | -5.53 |

Transport Fare Watch - May 2017

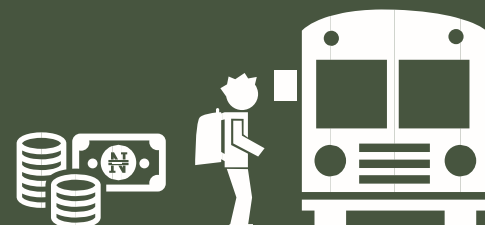
Average Transport Fare by Categories -Bauchi State



| Months | Bus journey within city , per drop constant route | Bus journey intercity, state route, charge per person | Air fare charge for specified routes single journey | Journey by motorcycle (okada) per drop | Water transport : water way passenger transportation |
|--------|---|---|---|--|--|
| May-16 | 92.5 | 641.67 | 25250 | 78.75 | 392.51 |
| Jun-16 | 85 | 775 | 25303.03 | 86.67 | 393.33 |
| Jul-16 | 70 | 850 | 24000 | 75 | 394.16 |
| Aug-16 | 70.11 | 875 | 24050.4 | 61.07 | 394.99 |
| Sep-16 | 70.21 | 850.67 | 24100.91 | 50 | 350 |
| Oct-16 | 75 | 802.09 | 25312.39 | 56.32 | 481.37 |
| Nov-16 | 75 | 725 | 25365.55 | 75 | 400 |
| Dec-16 | 85 | 966.67 | 25418.82 | 75 | 480.84 |
| Jan-17 | 70 | 850 | 25418.82 | 64 | 410.08 |
| Feb-17 | 100 | 850 | 35000 | 66.67 | 420.08 |
| Mar-17 | 90 | 1000 | 35000 | 60 | 415.67 |
| Apr-17 | 90 | 1150 | 35000 | 60 | 420 |
| May-17 | 85 | 1083.33 | 35000.44 | 55 | 400.32 |
| YoY % | -8.11 | 68.83 | 38.62 | -30.16 | 1.99 |
| MoM % | -5.56 | -5.8 | 0 | -8.33 | -4.69 |

Transport Fare Watch - May 2017

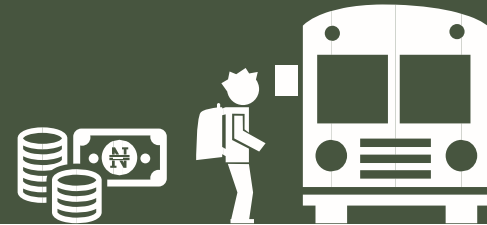
Average Transport Fare by Categories -Bayelsa State



| Months | Bus journey within city , per drop constant route | Bus journey intercity, state route, charge per person | Air fare charge for specified routes single journey | Journey by motorcycle (okada) per drop | Water transport : water way passenger transportation |
|--------|---|---|---|--|--|
| May-16 | 131.9 | 1275 | 29140.73 | 120 | 1832.14 |
| Jun-16 | 131.67 | 1000 | 29201.93 | 120 | 1616.67 |
| Jul-16 | 135.67 | 1016.67 | 29263.25 | 120 | 1775 |
| Aug-16 | 137.67 | 1000 | 29324.7 | 120 | 1780 |
| Sep-16 | 135.25 | 1000 | 29386.29 | 120.25 | 1783.74 |
| Oct-16 | 130.25 | 1248.7 | 25642.23 | 120 | 1965.26 |
| Nov-16 | 138.25 | 1000 | 25400 | 124.17 | 2265.76 |
| Dec-16 | 160.25 | 1412.5 | 29500.21 | 183.33 | 2565.26 |
| Jan-17 | 151.43 | 1157.14 | 29500.21 | 150 | 2228.57 |
| Feb-17 | 127.43 | 1011.11 | 29500.21 | 150 | 1933.33 |
| Mar-17 | 150 | 997.5 | 30800.34 | 185.71 | 2128.57 |
| Apr-17 | 150 | 1071.43 | 30800.34 | 186 | 2133.33 |
| May-17 | 150 | 1055.56 | 30675.22 | 174.55 | 2175 |
| YoY % | 13.73 | -17.21 | 5.27 | 45.45 | 18.71 |
| MoM % | 0 | -1.48 | -0.41 | -6.16 | 1.95 |

Transport Fare Watch - May 2017

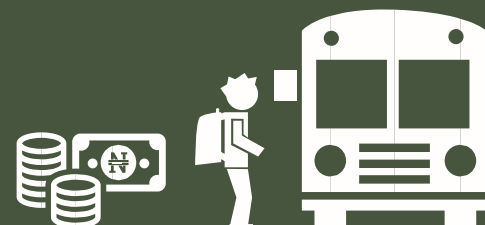
Average Transport Fare by Categories -Benue State



| Months | Bus journey within city , per drop constant route | Bus journey intercity, state route, charge per person | Air fare charge for specified routes single journey | Journey by motorcycle (okada) per drop | Water transport : water way passenger transportation |
|--------|---|---|---|--|--|
| May-16 | 66.67 | 1875 | 20168.53 | 78.13 | 425 |
| Jun-16 | 66.67 | 1875 | 20210.88 | 78.89 | 350 |
| Jul-16 | 66.67 | 1875 | 20253.33 | 72.08 | 350 |
| Aug-16 | 66.67 | 1368.18 | 20295.86 | 95 | 350 |
| Sep-16 | 66.67 | 1571.43 | 20338.48 | 85.42 | 425 |
| Oct-16 | 101.55 | 1571.43 | 28770.68 | 117.55 | 392.39 |
| Nov-16 | 111.55 | 2000 | 28810.1 | 119.55 | 450 |
| Dec-16 | 147.5 | 2200 | 28840.6 | 120.55 | 600 |
| Jan-17 | 127.5 | 1650 | 28849.88 | 116.36 | 500 |
| Feb-17 | 132.5 | 1881.82 | 28849.88 | 110 | 485 |
| Mar-17 | 125.89 | 2150.57 | 29008.13 | 82.22 | 500 |
| Apr-17 | 130 | 2175.89 | 30000 | 95 | 520 |
| May-17 | 120.98 | 2244.44 | 30000 | 83 | 525.76 |
| YoY % | 81.47 | 19.7 | 48.75 | 6.24 | 23.71 |
| MoM % | -6.94 | 3.15 | 0 | -12.63 | 1.11 |

Transport Fare Watch - May 2017

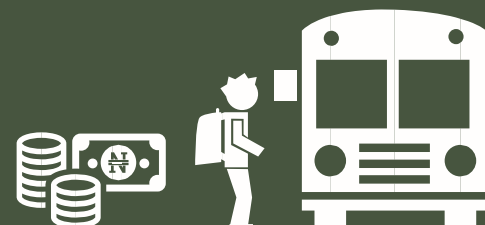
Average Transport Fare by Categories -Borno State



| Months | Bus journey within city , per drop constant route | Bus journey intercity, state route, charge per person | Air fare charge for specified routes single journey | Journey by motorcycle (okada) per drop | Water transport : water way passenger transportation |
|--------|---|---|---|--|--|
| May-16 | 49 | 1500 | 25005 | 50 | 108.7 |
| Jun-16 | 43.75 | 1750 | 32000 | 75 | 117.31 |
| Jul-16 | 47.5 | 1500 | 30000 | 50 | 114.14 |
| Aug-16 | 50 | 1587.5 | 30000 | 50 | 123.18 |
| Sep-16 | 62.5 | 1500 | 30063 | 50 | 114.92 |
| Oct-16 | 51.69 | 1500 | 29310.66 | 59.96 | 110.34 |
| Nov-16 | 75 | 1500 | 35000 | 75 | 120.67 |
| Dec-16 | 85 | 2000 | 35000 | 100 | 126.7 |
| Jan-17 | 50 | 2100 | 35878.89 | 80 | 117.17 |
| Feb-17 | 68.75 | 2333.33 | 35878.89 | 75 | 117.89 |
| Mar-17 | 58 | 2562.5 | 33500 | 70.56 | 136.15 |
| Apr-17 | 60 | 2563.64 | 35000 | 70 | 137 |
| May-17 | 58.57 | 2366.67 | 35000 | 66.67 | 150 |
| YoY % | 19.53 | 57.78 | 39.97 | 33.33 | 37.99 |
| MoM % | -2.38 | -7.68 | 0 | -4.76 | 9.49 |

Transport Fare Watch - May 2017

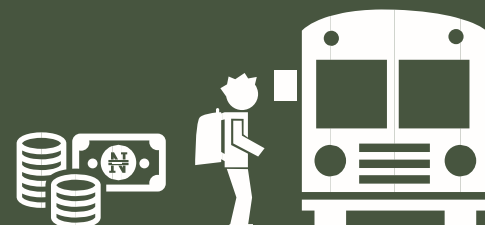
Average Transport Fare by Categories -Cross River State



| Months | Bus journey within city , per drop constant route | Bus journey intercity, state route, charge per person | Air fare charge for specified routes single journey | Journey by motorcycle (okada) per drop | Water transport : water way passenger transportation |
|--------|---|---|---|--|--|
| May-16 | 186.9 | 1200 | 24000 | 124.72 | 1375 |
| Jun-16 | 190 | 1200 | 22500 | 121.67 | 1500 |
| Jul-16 | 195 | 1200 | 23250 | 115.83 | 1350 |
| Aug-16 | 200 | 1200 | 25833.33 | 140 | 1425 |
| Sep-16 | 203.75 | 1480.36 | 24750 | 117.5 | 1587.5 |
| Oct-16 | 209.8 | 1317.79 | 25077.45 | 112.17 | 1658.33 |
| Nov-16 | 218.75 | 1316.29 | 27625 | 120.83 | 1865.83 |
| Dec-16 | 253.75 | 1364.29 | 35650 | 143.96 | 2216.67 |
| Jan-17 | 210 | 1180 | 35758 | 116 | 1750.89 |
| Feb-17 | 223.33 | 1316.67 | 35758 | 105.88 | 1700 |
| Mar-17 | 209.09 | 1229.17 | 35333.33 | 141.67 | 1500.77 |
| Apr-17 | 210.54 | 1393.33 | 35000 | 156.67 | 1650 |
| May-17 | 211.82 | 1396.67 | 34600 | 142.14 | 1650 |
| YoY % | 13.33 | 16.39 | 44.17 | 13.97 | 20 |
| MoM % | 0.61 | 0.24 | -1.14 | -9.27 | 0 |

Transport Fare Watch - May 2017

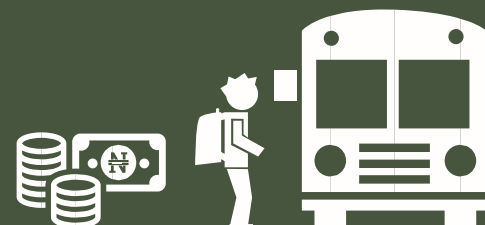
Average Transport Fare by Categories -Delta State



| Months | Bus journey within city , per drop constant route | Bus journey intercity, state route, charge per person | Air fare charge for specified routes single journey | Journey by motorcycle (okada) per drop | Water transport : water way passenger transportation |
|--------|---|---|---|--|--|
| May-16 | 96.67 | 950 | 25000 | 78.75 | 2000 |
| Jun-16 | 96.67 | 812.5 | 36000 | 79.29 | 1625 |
| Jul-16 | 149 | 812.5 | 37000 | 74.29 | 1500 |
| Aug-16 | 149 | 812.5 | 35500 | 74.33 | 1550 |
| Sep-16 | 149.31 | 812.5 | 35574.55 | 74.49 | 1550 |
| Oct-16 | 149.31 | 812.5 | 30780.7 | 90.42 | 1513.21 |
| Nov-16 | 186.43 | 1100 | 35000 | 90.42 | 1513.21 |
| Dec-16 | 196.43 | 1200 | 35500 | 94.38 | 2000 |
| Jan-17 | 153.33 | 1110 | 35900 | 80 | 1833.33 |
| Feb-17 | 138.89 | 1009.09 | 35000 | 81.82 | 1633.33 |
| Mar-17 | 127.78 | 1165 | 35000 | 81.11 | 1625 |
| Apr-17 | 128.25 | 1290.91 | 35000 | 86 | 1666.67 |
| May-17 | 121 | 1213.64 | 36000 | 70.91 | 1580 |
| YoY % | 25.17 | 27.75 | 44 | -9.96 | -21 |
| MoM % | -5.65 | -5.99 | 2.86 | -17.55 | -5.2 |

Transport Fare Watch - May 2017

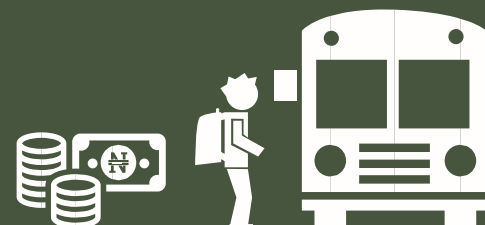
Average Transport Fare by Categories -Ebonyi State



| Months | Bus journey within city , per drop constant route | Bus journey intercity, state route, charge per person | Air fare charge for specified routes single journey | Journey by motorcycle (okada) per drop | Water transport : water way passenger transportation |
|--------|---|---|---|--|--|
| May-16 | 103.5 | 637.5 | 23000 | 92.5 | 373.37 |
| Jun-16 | 105.66 | 633.33 | 23048.3 | 86.67 | 374.15 |
| Jul-16 | 105.86 | 631.25 | 23096.7 | 74.17 | 374.94 |
| Aug-16 | 105.76 | 614.58 | 23145.2 | 77.92 | 375.73 |
| Sep-16 | 105.79 | 823.14 | 2548.87 | 107.03 | 335.94 |
| Oct-16 | 105.45 | 725.5 | 2548.87 | 107.03 | 375.07 |
| Nov-16 | 105.25 | 725.5 | 26500 | 107.03 | 375.86 |
| Dec-16 | 150.25 | 833.33 | 27500 | 120.54 | 406.65 |
| Jan-17 | 120.75 | 700 | 27500 | 112.86 | 350 |
| Feb-17 | 175 | 750 | 27000 | 116.67 | 350 |
| Mar-17 | 176 | 1000 | 28580.45 | 128.57 | 365.34 |
| Apr-17 | 200 | 1200 | 28580.45 | 130 | 366 |
| May-17 | 180.55 | 1215 | 33000 | 125.75 | 350.3 |
| YoY % | 74.44 | 90.59 | 43.48 | 35.95 | -6.18 |
| MoM % | -9.72 | 1.25 | 15.46 | -3.27 | -4.29 |

Transport Fare Watch - May 2017

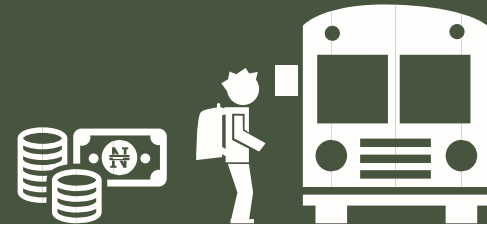
Average Transport Fare by Categories -Edo State



| Months | Bus journey within city , per drop constant route | Bus journey intercity, state route, charge per person | Air fare charge for specified routes single journey | Journey by motorcycle (okada) per drop | Water transport : water way passenger transportation |
|--------|---|---|---|--|--|
| May-16 | 100 | 950 | 25000 | 130 | 504.21 |
| Jun-16 | 100 | 920 | 25052.5 | 130 | 505.27 |
| Jul-16 | 100 | 895.24 | 25105.11 | 130 | 506.33 |
| Aug-16 | 120 | 1141.67 | 25000 | 130 | 507.4 |
| Sep-16 | 120 | 1144.06 | 25052.5 | 130 | 508.46 |
| Oct-16 | 120 | 1188.6 | 25052.5 | 130 | 681.37 |
| Nov-16 | 120 | 950.75 | 40000 | 152.25 | 782.38 |
| Dec-16 | 130 | 1243.75 | 40000 | 172.25 | 1083.39 |
| Jan-17 | 125 | 970 | 40000 | 154.67 | 950.87 |
| Feb-17 | 126.25 | 883.33 | 40000 | 150.83 | 890.14 |
| Mar-17 | 161.25 | 1127.27 | 40000 | 153.33 | 900.45 |
| Apr-17 | 160 | 1433.33 | 40000 | 151 | 900 |
| May-17 | 178.57 | 1338.46 | 38000 | 146 | 920.22 |
| YoY % | 78.57 | 40.89 | 52 | 12.31 | 82.51 |
| MoM % | 11.61 | -6.62 | -5 | -3.31 | 2.25 |

Transport Fare Watch - May 2017

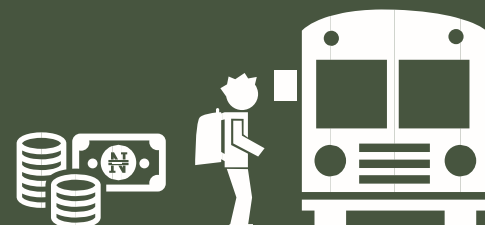
Average Transport Fare by Categories -Ekiti State



| Months | Bus journey within city , per drop constant route | Bus journey intercity, state route, charge per person | Air fare charge for specified routes single journey | Journey by motorcycle (okada) per drop | Water transport : water way passenger transportation |
|--------|---|---|---|--|--|
| May-16 | 105.71 | 1459.38 | 23960.56 | 63.92 | 403.71 |
| Jun-16 | 100.93 | 1516.67 | 24010.87 | 61.38 | 404.56 |
| Jul-16 | 100 | 1571.88 | 24061.3 | 54.77 | 405.41 |
| Aug-16 | 104.75 | 1500 | 24111.83 | 63.47 | 406.26 |
| Sep-16 | 105.05 | 1507.35 | 24162.46 | 63.6 | 407.12 |
| Oct-16 | 103.02 | 1512.78 | 22770.68 | 65.37 | 481.37 |
| Nov-16 | 100.63 | 1419.29 | 22818.5 | 65.37 | 482.38 |
| Dec-16 | 150.25 | 1863.33 | 23850.12 | 65.37 | 503.39 |
| Jan-17 | 127.33 | 1490.91 | 23850.67 | 53.89 | 483.39 |
| Feb-17 | 125.33 | 1363.64 | 23850.67 | 53.67 | 482.55 |
| Mar-17 | 166.67 | 1460 | 25580.34 | 57.33 | 500.65 |
| Apr-17 | 194 | 1627.27 | 25580.34 | 57.67 | 500.65 |
| May-17 | 186.19 | 1504.55 | 26000 | 56.77 | 500.98 |
| YoY % | 76.13 | 3.1 | 8.51 | -11.18 | 24.09 |
| MoM % | -4.03 | -7.54 | 1.64 | -1.55 | 0.07 |

Transport Fare Watch - May 2017

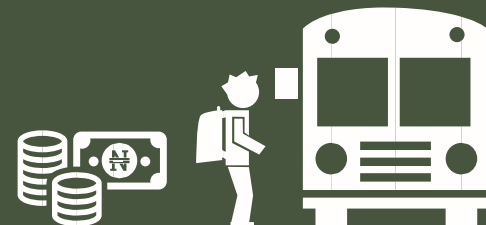
Average Transport Fare by Categories -Enugu State



| Months | Bus journey within city , per drop constant route | Bus journey intercity, state route, charge per person | Air fare charge for specified routes single journey | Journey by motorcycle (okada) per drop | Water transport : water way passenger transportation |
|--------|---|---|---|--|--|
| May-16 | 63.21 | 733.5 | 20666.67 | 119.38 | 381.6 |
| Jun-16 | 70.43 | 733.5 | 20500 | 119.38 | 381.6 |
| Jul-16 | 70.43 | 733.5 | 22000 | 119.38 | 381.6 |
| Aug-16 | 70.43 | 733.5 | 22000 | 114.12 | 381.6 |
| Sep-16 | 99.26 | 1001.15 | 21438.17 | 123.35 | 444.09 |
| Oct-16 | 80.95 | 1000.07 | 21834.44 | 126.62 | 481.37 |
| Nov-16 | 110.12 | 1031.96 | 23500 | 120.28 | 482.38 |
| Dec-16 | 110.12 | 1422.5 | 35000 | 130 | 683.39 |
| Jan-17 | 73.68 | 1053.13 | 34500 | 116 | 550.45 |
| Feb-17 | 78.89 | 1053.83 | 32000 | 131.5 | 550.95 |
| Mar-17 | 72.63 | 1071.05 | 33500 | 137 | 525.54 |
| Apr-17 | 75.88 | 1260 | 33000 | 131.43 | 530 |
| May-17 | 79.55 | 1116.67 | 33500 | 132.38 | 542.89 |
| YoY % | 25.83 | 52.24 | 62.1 | 10.9 | 42.27 |
| MoM % | 4.83 | -11.38 | 1.52 | 0.72 | 2.43 |

Transport Fare Watch - May 2017

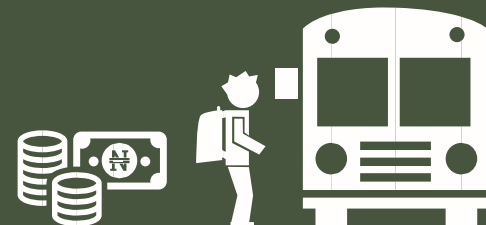
Average Transport Fare by Categories -Gombe State



| Months | Bus journey within city , per drop constant route | Bus journey intercity, state route, charge per person | Air fare charge for specified routes single journey | Journey by motorcycle (okada) per drop | Water transport : water way passenger transportation |
|--------|---|---|---|--|--|
| May-16 | 56.83 | 611.67 | 25000 | 85.83 | 100.84 |
| Jun-16 | 55.91 | 662.5 | 25000 | 78.75 | 101.05 |
| Jul-16 | 62.52 | 850 | 25000 | 81.25 | 101.27 |
| Aug-16 | 61.5 | 850 | 25000 | 84.58 | 101.48 |
| Sep-16 | 68.77 | 1002.86 | 32203.06 | 73.92 | 150 |
| Oct-16 | 67.65 | 1200.5 | 32203.06 | 80.24 | 150 |
| Nov-16 | 75.65 | 1345 | 32203.06 | 74 | 150 |
| Dec-16 | 105.87 | 1500.22 | 33500.45 | 85 | 200.25 |
| Jan-17 | 99.89 | 1350 | 33500.45 | 77.5 | 150 |
| Feb-17 | 83.33 | 1037.5 | 33500.45 | 65.56 | 150 |
| Mar-17 | 88.67 | 1400 | 33000 | 62.5 | 170.56 |
| Apr-17 | 89 | 1390 | 33000 | 77.78 | 171 |
| May-17 | 86.67 | 1350 | 33666.67 | 76.25 | 171.99 |
| YoY % | 52.49 | 120.71 | 34.67 | -11.17 | 70.55 |
| MoM % | -2.62 | -2.88 | 2.02 | -1.96 | 0.58 |

Transport Fare Watch - May 2017

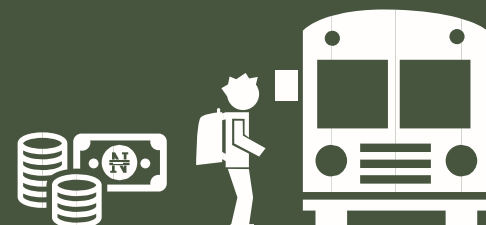
Average Transport Fare by Categories -Imo State



| Months | Bus journey within city , per drop constant route | Bus journey intercity, state route, charge per person | Air fare charge for specified routes single journey | Journey by motorcycle (okada) per drop | Water transport : water way passenger transportation |
|--------|---|---|---|--|--|
| May-16 | 87.77 | 734.55 | 22185.38 | 106.25 | 400 |
| Jun-16 | 87.77 | 734.55 | 22231.97 | 105.71 | 400 |
| Jul-16 | 87.77 | 734.55 | 22278.66 | 124.86 | 400 |
| Aug-16 | 91.15 | 734.55 | 22325.44 | 121.57 | 400 |
| Sep-16 | 103.02 | 1009.53 | 22325.44 | 119.85 | 444.49 |
| Oct-16 | 94.96 | 1009.53 | 22470.27 | 120.68 | 496.24 |
| Nov-16 | 119.87 | 1009.53 | 22517.45 | 131.29 | 497.28 |
| Dec-16 | 120.87 | 1207.14 | 29564.74 | 145.58 | 598.33 |
| Jan-17 | 105.63 | 976.67 | 29599.39 | 132.35 | 450.75 |
| Feb-17 | 114.62 | 879.17 | 29599.39 | 145 | 450.86 |
| Mar-17 | 128.75 | 1035.71 | 30000 | 146.88 | 456.65 |
| Apr-17 | 127.78 | 1231.25 | 30000 | 145.26 | 457 |
| May-17 | 126.22 | 1206.25 | 30500.44 | 142.63 | 490.76 |
| YoY % | 43.81 | 64.22 | 37.48 | 34.24 | 22.69 |
| MoM % | -1.22 | -2.03 | 1.67 | -1.81 | 7.39 |

Transport Fare Watch - May 2017

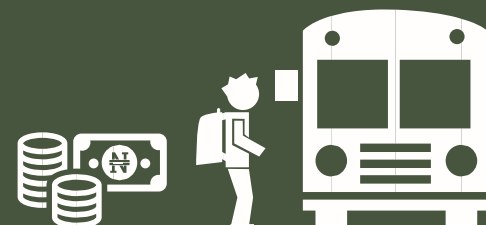
Average Transport Fare by Categories -Jigawa State



| Months | Bus journey within city , per drop constant route | Bus journey intercity, state route, charge per person | Air fare charge for specified routes single journey | Journey by motorcycle (okada) per drop | Water transport : water way passenger transportation |
|--------|---|---|---|--|--|
| May-16 | 90 | 645.45 | 28000 | 78.75 | 501.05 |
| Jun-16 | 90 | 668.18 | 40000 | 78.75 | 502.1 |
| Jul-16 | 90 | 644.44 | 40000 | 65.68 | 503.16 |
| Aug-16 | 90 | 644.44 | 28000 | 77.92 | 504.21 |
| Sep-16 | 129.35 | 809.08 | 28000 | 71.43 | 504.21 |
| Oct-16 | 124.3 | 851.39 | 28000 | 62.3 | 504.21 |
| Nov-16 | 130 | 747.92 | 40000 | 71.67 | 504.21 |
| Dec-16 | 262.5 | 1047.92 | 40000 | 88.75 | 683.92 |
| Jan-17 | 160 | 972.73 | 37500.9 | 75.71 | 580 |
| Feb-17 | 160 | 978.18 | 40000 | 76.92 | 585.55 |
| Mar-17 | 156.67 | 900.08 | 40000.11 | 71.43 | 550.87 |
| Apr-17 | 157.5 | 950 | 40000.11 | 72 | 555.78 |
| May-17 | 142 | 995.45 | 40800.23 | 75.33 | 565.22 |
| YoY % | 57.78 | 54.23 | 45.72 | -4.34 | 12.81 |
| MoM % | -9.84 | 4.78 | 2 | 4.63 | 1.7 |

Transport Fare Watch - May 2017

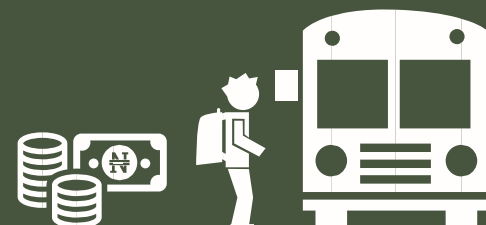
Average Transport Fare by Categories -Kaduna State



| Months | Bus journey within city , per drop constant route | Bus journey intercity, state route, charge per person | Air fare charge for specified routes single journey | Journey by motorcycle (okada) per drop | Water transport : water way passenger transportation |
|--------|---|---|---|--|--|
| May-16 | 125 | 1073.21 | 21630.75 | 57.92 | 100.84 |
| Jun-16 | 120.29 | 1212.5 | 21676.17 | 65.19 | 101.05 |
| Jul-16 | 120.25 | 1039.58 | 21721.69 | 61.5 | 101.27 |
| Aug-16 | 120.25 | 1033.04 | 21767.31 | 67.07 | 105 |
| Sep-16 | 120.25 | 1330.3 | 21962.85 | 81.13 | 228.81 |
| Oct-16 | 120.25 | 1099.22 | 23210.89 | 63.92 | 229.67 |
| Nov-16 | 153.33 | 944.44 | 23259.63 | 67.88 | 252.76 |
| Dec-16 | 165 | 1245.83 | 23308.48 | 72.5 | 350.85 |
| Jan-17 | 175 | 1190.91 | 23308.48 | 56 | 300 |
| Feb-17 | 155.56 | 1200 | 23308.48 | 70 | 320.55 |
| Mar-17 | 130 | 1177.27 | 25657.87 | 66 | 322.54 |
| Apr-17 | 132 | 1320 | 26580 | 67.83 | 323 |
| May-17 | 126.67 | 1250 | 26000.23 | 76.15 | 350.11 |
| YoY % | 1.33 | 16.47 | 20.2 | 31.49 | 247.18 |
| MoM % | -4.04 | -5.3 | -2.18 | 12.27 | 8.39 |

Transport Fare Watch - May 2017

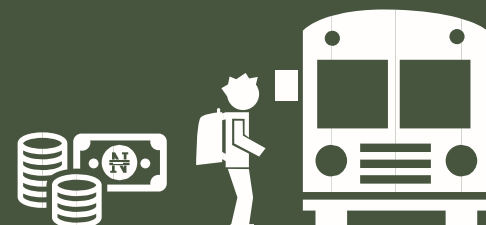
Average Transport Fare by Categories -Kano State



| Months | Bus journey within city , per drop constant route | Bus journey intercity, state route, charge per person | Air fare charge for specified routes single journey | Journey by motorcycle (okada) per drop | Water transport : water way passenger transportation |
|--------|---|---|---|--|--|
| May-16 | 76.67 | 689.52 | 15031.5 | 52.5 | 329.48 |
| Jun-16 | 100 | 780.95 | 15000 | 59.38 | 330.38 |
| Jul-16 | 100 | 773.81 | 15031.5 | 58.33 | 331.28 |
| Aug-16 | 102 | 771.25 | 15063.07 | 83.33 | 332.19 |
| Sep-16 | 103.4 | 954.16 | 22981.23 | 82.28 | 342.96 |
| Oct-16 | 100.57 | 783.53 | 25211.56 | 96.24 | 381.37 |
| Nov-16 | 111.67 | 783.33 | 25264.5 | 62.73 | 382.38 |
| Dec-16 | 150.25 | 885.35 | 25317.56 | 95.28 | 400 |
| Jan-17 | 132.5 | 863.64 | 25227.56 | 79.23 | 370.85 |
| Feb-17 | 120 | 850 | 25227.56 | 88.89 | 370.95 |
| Mar-17 | 136.89 | 824 | 28000 | 109.17 | 380 |
| Apr-17 | 137.5 | 963.64 | 31000 | 109.82 | 382 |
| May-17 | 146.67 | 875 | 33000 | 100.78 | 400.88 |
| YoY % | 91.3 | 26.9 | 119.54 | 91.96 | 21.67 |
| MoM % | 6.67 | -9.2 | 6.45 | -8.23 | 4.94 |

Transport Fare Watch - May 2017

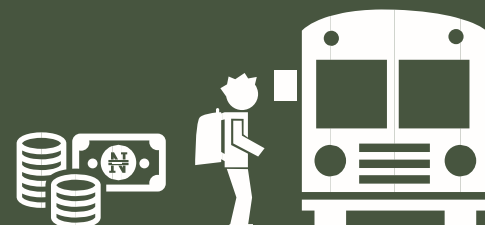
Average Transport Fare by Categories -Katsina State



| Months | Bus journey within city , per drop constant route | Bus journey intercity, state route, charge per person | Air fare charge for specified routes single journey | Journey by motorcycle (okada) per drop | Water transport : water way passenger transportation |
|--------|---|---|---|--|--|
| May-16 | 115 | 566.67 | 15126.4 | 47.5 | 403.94 |
| Jun-16 | 100 | 587.5 | 15158.16 | 55.34 | 404.78 |
| Jul-16 | 100 | 650 | 15190 | 51.67 | 405.63 |
| Aug-16 | 100 | 626.67 | 15221.89 | 47.5 | 406.49 |
| Sep-16 | 94.83 | 940.02 | 18438.2 | 72.93 | 439.09 |
| Oct-16 | 113.2 | 797.15 | 18720.22 | 59.67 | 481.37 |
| Nov-16 | 233.33 | 637.5 | 18759.53 | 64.38 | 482.38 |
| Dec-16 | 233.33 | 650.25 | 18798.93 | 68.58 | 483.39 |
| Jan-17 | 100 | 742.86 | 18900.93 | 59.23 | 483.39 |
| Feb-17 | 125 | 950 | 21000 | 58.18 | 485.55 |
| Mar-17 | 196.67 | 928.57 | 22300.33 | 58.5 | 488.65 |
| Apr-17 | 200 | 930 | 22500 | 67.14 | 490.75 |
| May-17 | 212.5 | 900 | 23450 | 65.83 | 500.16 |
| YoY % | 84.78 | 58.82 | 55.03 | 38.6 | 23.82 |
| MoM % | 6.25 | -3.23 | 4.22 | -1.95 | 1.92 |

Transport Fare Watch - May 2017

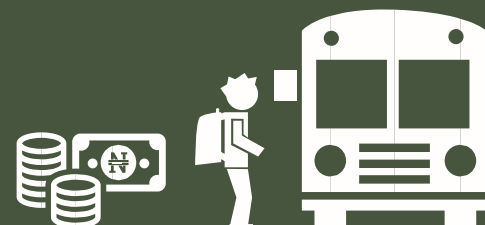
Average Transport Fare by Categories -Kebbi State



| Months | Bus journey within city , per drop constant route | Bus journey intercity, state route, charge per person | Air fare charge for specified routes single journey | Journey by motorcycle (okada) per drop | Water transport : water way passenger transportation |
|--------|---|---|---|--|--|
| May-16 | 50 | 1000 | 21176.96 | 60.08 | 270.89 |
| Jun-16 | 55 | 1000 | 21221.43 | 58.79 | 250 |
| Jul-16 | 50 | 1075 | 21265.99 | 58.75 | 300.87 |
| Aug-16 | 50 | 1088.33 | 21310.65 | 52.5 | 310 |
| Sep-16 | 70.59 | 1137.2 | 17852.33 | 59.94 | 285.6 |
| Oct-16 | 70.59 | 1183.27 | 18770.68 | 50.34 | 232.37 |
| Nov-16 | 77.5 | 1016.67 | 18810.1 | 71.11 | 235 |
| Dec-16 | 105.22 | 1350 | 25000 | 71.11 | 300 |
| Jan-17 | 101.67 | 1275 | 25000 | 64.38 | 250 |
| Feb-17 | 90 | 1250 | 28000 | 60.59 | 220 |
| Mar-17 | 106.67 | 1346.67 | 28500.67 | 65.63 | 230.66 |
| Apr-17 | 108.5 | 1442.86 | 28600 | 65.56 | 231 |
| May-17 | 100 | 1537.5 | 28080 | 66.88 | 235.14 |
| YoY % | 100 | 53.75 | 32.6 | 11.32 | -13.2 |
| MoM % | -7.83 | 6.56 | -1.82 | 2.01 | 1.79 |

Transport Fare Watch - May 2017

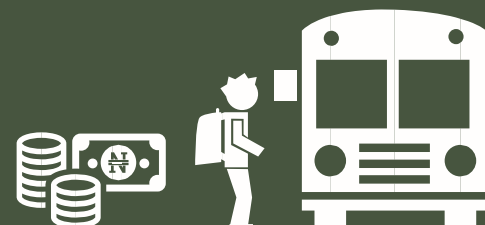
Average Transport Fare by Categories -Kogi State



| Months | Bus journey within city , per drop constant route | Bus journey intercity, state route, charge per person | Air fare charge for specified routes single journey | Journey by motorcycle (okada) per drop | Water transport : water way passenger transportation |
|--------|---|---|---|--|--|
| May-16 | 50 | 1785 | 20168.53 | 65.24 | 300 |
| Jun-16 | 50.55 | 1712.5 | 20210.88 | 65.93 | 300.63 |
| Jul-16 | 50 | 1712.5 | 20253.33 | 62 | 301.26 |
| Aug-16 | 50.11 | 1500 | 20253.33 | 72.86 | 301.89 |
| Sep-16 | 50.21 | 1503.15 | 20338.48 | 73.18 | 302.53 |
| Oct-16 | 50.75 | 1637.61 | 18360.29 | 75.94 | 299.18 |
| Nov-16 | 52.45 | 1637.71 | 18398.85 | 89.29 | 299.81 |
| Dec-16 | 100.75 | 1750 | 22000 | 100 | 350.43 |
| Jan-17 | 100 | 1666.67 | 22000 | 74 | 300 |
| Feb-17 | 102 | 1666.67 | 22000 | 105 | 350 |
| Mar-17 | 100.26 | 1614.29 | 22500.65 | 93.08 | 350 |
| Apr-17 | 102.67 | 1681.25 | 22500.65 | 101 | 380 |
| May-17 | 100.54 | 1669.23 | 23400 | 98.5 | 350 |
| YoY % | 101.08 | -6.49 | 16.02 | 50.99 | 16.67 |
| MoM % | -2.07 | -0.71 | 4 | -2.48 | -7.89 |

Transport Fare Watch - May 2017

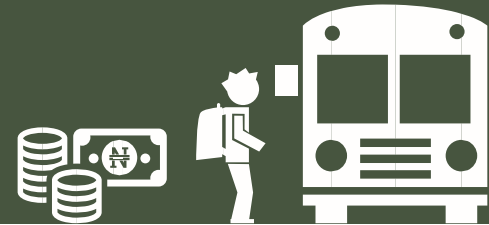
Average Transport Fare by Categories -Kwara State



| Months | Bus journey within city , per drop constant route | Bus journey intercity, state route, charge per person | Air fare charge for specified routes single journey | Journey by motorcycle (okada) per drop | Water transport : water way passenger transportation |
|--------|---|---|---|--|--|
| May-16 | 100 | 1500 | 24500 | 55.67 | 352.95 |
| Jun-16 | 102 | 1338.75 | 25000 | 67.25 | 353.69 |
| Jul-16 | 75 | 1338.75 | 24500 | 58.81 | 354.43 |
| Aug-16 | 75 | 1338.75 | 25100 | 55.24 | 355.18 |
| Sep-16 | 75 | 1338.75 | 25152.71 | 55.35 | 355.92 |
| Oct-16 | 101.31 | 1500.1 | 25862.13 | 67.85 | 361.19 |
| Nov-16 | 100 | 1500.1 | 25000 | 82.14 | 361.95 |
| Dec-16 | 200 | 2150 | 35000 | 82.14 | 502.71 |
| Jan-17 | 125 | 1800.75 | 35000 | 68.57 | 500 |
| Feb-17 | 120 | 1800 | 35000 | 61.11 | 500 |
| Mar-17 | 150 | 2000 | 35000 | 62.14 | 501.55 |
| Apr-17 | 166.67 | 2040 | 35000 | 63.64 | 503 |
| May-17 | 143.33 | 2166.67 | 33600.32 | 60.91 | 510.43 |
| YoY % | 43.33 | 44.44 | 37.14 | 9.42 | 44.62 |
| MoM % | -14 | 6.21 | -4 | -4.29 | 1.48 |

Transport Fare Watch - May 2017

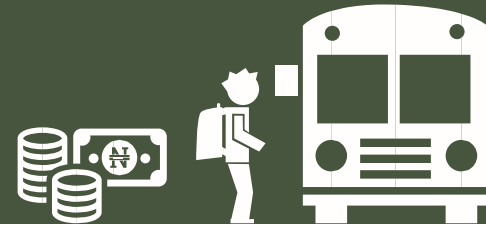
Average Transport Fare by Categories -Lagos State



| Months | Bus journey within city , per drop constant route | Bus journey intercity, state route, charge per person | Air fare charge for specified routes single journey | Journey by motorcycle (okada) per drop | Water transport : water way passenger transportation |
|--------|---|---|---|--|--|
| May-16 | 141.92 | 1794.44 | 26723.3 | 96.02 | 462.5 |
| Jun-16 | 141.92 | 1705 | 26779.42 | 99.29 | 475 |
| Jul-16 | 141.92 | 1785.91 | 28000 | 92.5 | 425 |
| Aug-16 | 141.92 | 2038.89 | 28058.8 | 92.78 | 425 |
| Sep-16 | 141.92 | 2043.17 | 28117.72 | 92.97 | 425.89 |
| Oct-16 | 140.95 | 1819.48 | 28724.6 | 98.8 | 432.67 |
| Nov-16 | 168.5 | 1819.48 | 28784.93 | 92.86 | 450 |
| Dec-16 | 178.5 | 2443.17 | 30000 | 150.9 | 550 |
| Jan-17 | 150.59 | 2207.14 | 30000 | 120 | 500 |
| Feb-17 | 143.53 | 2007.24 | 30000 | 121.43 | 500 |
| Mar-17 | 140.95 | 2036.84 | 32500.45 | 127.5 | 500 |
| Apr-17 | 148.33 | 2194.44 | 32500 | 128.67 | 500 |
| May-17 | 143.82 | 2224.24 | 33000.13 | 121.43 | 537.5 |
| YoY % | 1.34 | 23.95 | 23.49 | 26.46 | 16.22 |
| MoM % | -3.04 | 1.36 | 1.54 | -5.63 | 7.5 |

Transport Fare Watch - May 2017

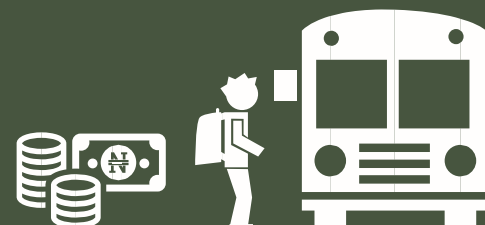
Average Transport Fare by Categories -Nasarawa State



| Months | Bus journey within city , per drop constant route | Bus journey intercity, state route, charge per person | Air fare charge for specified routes single journey | Journey by motorcycle (okada) per drop | Water transport : water way passenger transportation |
|--------|---|---|---|--|--|
| May-16 | 100 | 620.35 | 21983.7 | 75.54 | 425.11 |
| Jun-16 | 100 | 700 | 22029.86 | 54.29 | 426.01 |
| Jul-16 | 100 | 700 | 22076.13 | 62.86 | 426.9 |
| Aug-16 | 115 | 700 | 22122.49 | 57.32 | 427.8 |
| Sep-16 | 115.51 | 700 | 22168.94 | 57.44 | 428.69 |
| Oct-16 | 115.51 | 725.9 | 22468.79 | 87.77 | 482.38 |
| Nov-16 | 115.36 | 750.85 | 24500.24 | 87.77 | 483.39 |
| Dec-16 | 180.58 | 1033.33 | 26500.88 | 90.77 | 494.41 |
| Jan-17 | 150 | 950 | 26500.09 | 75 | 450 |
| Feb-17 | 103.33 | 980 | 26500.09 | 71.11 | 350 |
| Mar-17 | 100 | 1000 | 27000 | 71.82 | 385.78 |
| Apr-17 | 150 | 1280 | 27000 | 72.67 | 390 |
| May-17 | 158.78 | 1180 | 27600.66 | 79.29 | 400.55 |
| YoY % | 58.78 | 90.22 | 25.55 | 4.96 | -5.78 |
| MoM % | 5.85 | -7.81 | 2.22 | 9.11 | 2.71 |

Transport Fare Watch - May 2017

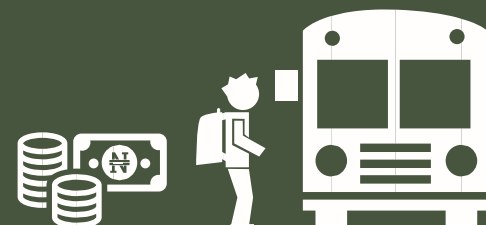
Average Transport Fare by Categories -Niger State



| Months | Bus journey within city , per drop constant route | Bus journey intercity, state route, charge per person | Air fare charge for specified routes single journey | Journey by motorcycle (okada) per drop | Water transport : water way passenger transportation |
|--------|---|---|---|--|--|
| May-16 | 100 | 1858.33 | 20853.23 | 48.5 | 272.82 |
| Jun-16 | 100 | 1858.33 | 20897.02 | 50.71 | 273.39 |
| Jul-16 | 100 | 1858.33 | 20940.91 | 54.17 | 273.97 |
| Aug-16 | 100 | 1858.33 | 20984.88 | 55.28 | 274.54 |
| Sep-16 | 100 | 1858.33 | 21028.95 | 55.39 | 275.12 |
| Oct-16 | 100 | 1942.17 | 21028.95 | 67.52 | 275.07 |
| Nov-16 | 100 | 1942.17 | 21028.95 | 67.55 | 275.65 |
| Dec-16 | 120 | 1992.17 | 26779.42 | 87.52 | 296.22 |
| Jan-17 | 100 | 1816.67 | 26779.42 | 65 | 250.55 |
| Feb-17 | 107.5 | 2337.5 | 26779.42 | 58 | 248.65 |
| Mar-17 | 120 | 2277.78 | 27870.45 | 57.78 | 300 |
| Apr-17 | 120 | 2320 | 28000 | 58.57 | 300 |
| May-17 | 120 | 2388.89 | 28500.34 | 52.22 | 298.22 |
| YoY % | 20 | 28.55 | 36.67 | 7.67 | 9.31 |
| MoM % | 0 | 2.97 | 1.79 | -10.84 | -0.59 |

Transport Fare Watch - May 2017

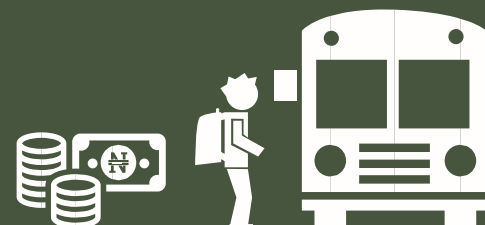
Average Transport Fare by Categories -Ogun State



| Months | Bus journey within city , per drop constant route | Bus journey intercity, state route, charge per person | Air fare charge for specified routes single journey | Journey by motorcycle (okada) per drop | Water transport : water way passenger transportation |
|--------|---|---|---|--|--|
| May-16 | 120.83 | 1240.48 | 24706.45 | 76.08 | 450 |
| Jun-16 | 120.83 | 1141.67 | 24758.33 | 69.75 | 450 |
| Jul-16 | 120.83 | 1109.52 | 24810.33 | 71 | 450 |
| Aug-16 | 120.83 | 1109.52 | 24862.43 | 81.85 | 466.67 |
| Sep-16 | 131.23 | 1109.52 | 24914.64 | 82.02 | 467.65 |
| Oct-16 | 135 | 1349.99 | 24770.68 | 84.8 | 494.32 |
| Nov-16 | 136.55 | 1349.99 | 24822.7 | 81.86 | 495.85 |
| Dec-16 | 200 | 1550.56 | 26500.65 | 89.92 | 500 |
| Jan-17 | 150.11 | 1350 | 26500 | 88.33 | 498.88 |
| Feb-17 | 127.5 | 1300 | 26500 | 82.78 | 475 |
| Mar-17 | 156.67 | 1297.5 | 27000 | 82.11 | 550 |
| Apr-17 | 166.67 | 1447.06 | 27000 | 92.22 | 600 |
| May-17 | 172 | 1312.07 | 27540.22 | 107.27 | 750 |
| YoY % | 42.34 | 5.77 | 11.47 | 41.01 | 66.67 |
| MoM % | 3.2 | -9.33 | 2 | 16.32 | 25 |

Transport Fare Watch - May 2017

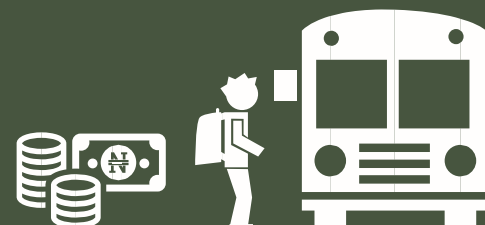
Average Transport Fare by Categories -Ondo State



| Months | Bus journey within city , per drop constant route | Bus journey intercity, state route, charge per person | Air fare charge for specified routes single journey | Journey by motorcycle (okada) per drop | Water transport : water way passenger transportation |
|--------|---|---|---|--|--|
| May-16 | 65.83 | 1645.83 | 25000 | 100 | 475 |
| Jun-16 | 100 | 1686.67 | 25000 | 100 | 450 |
| Jul-16 | 100 | 1698.57 | 25000 | 100 | 450 |
| Aug-16 | 100 | 1642.86 | 25000 | 100 | 500 |
| Sep-16 | 100.25 | 1649.46 | 25000 | 100 | 501.05 |
| Oct-16 | 102.55 | 1661.32 | 26271.68 | 100 | 532.38 |
| Nov-16 | 108.22 | 1677.5 | 26326.85 | 100 | 532.38 |
| Dec-16 | 140.55 | 1807.5 | 26382.14 | 155.25 | 632.38 |
| Jan-17 | 120.55 | 1515.38 | 26382.14 | 126.47 | 570 |
| Feb-17 | 81.82 | 1553.85 | 26000 | 125.88 | 600 |
| Mar-17 | 108.33 | 1411.54 | 30000 | 113.81 | 600 |
| Apr-17 | 109 | 1543.75 | 30000 | 116.96 | 600 |
| May-17 | 106.11 | 1498.15 | 29800.54 | 106.84 | 600 |
| YoY % | 61.18 | -8.97 | 19.2 | 6.84 | 26.32 |
| MoM % | -2.65 | -2.95 | -0.66 | -8.65 | 0 |

Transport Fare Watch - May 2017

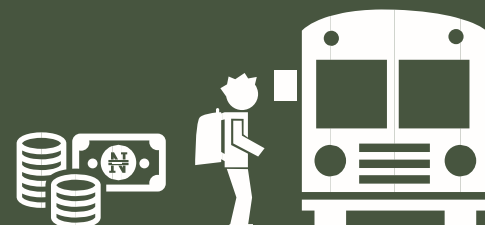
Average Transport Fare by Categories -Osun State



| Months | Bus journey within city , per drop constant route | Bus journey intercity, state route, charge per person | Air fare charge for specified routes single journey | Journey by motorcycle (okada) per drop | Water transport : water way passenger transportation |
|--------|---|---|---|--|--|
| May-16 | 86.94 | 1423.93 | 23899.71 | 101.53 | 383.43 |
| Jun-16 | 83.33 | 1423.93 | 23949.9 | 101.53 | 384.24 |
| Jul-16 | 87.64 | 1423.93 | 24000.19 | 101.53 | 385.05 |
| Aug-16 | 85.36 | 1538.61 | 24050.59 | 111.28 | 385.85 |
| Sep-16 | 85.54 | 1538.61 | 24101.1 | 111.51 | 386.67 |
| Oct-16 | 85.54 | 1538.7 | 24101.1 | 118.77 | 481.37 |
| Nov-16 | 100.25 | 1538.78 | 24101.1 | 118.77 | 482.38 |
| Dec-16 | 120.5 | 1638.61 | 24101.1 | 128.77 | 553.39 |
| Jan-17 | 111.11 | 1576.47 | 24001.1 | 117.22 | 483.39 |
| Feb-17 | 105 | 1441.18 | 24001.1 | 113.89 | 483.4 |
| Mar-17 | 106.92 | 1305.26 | 25000 | 117.05 | 460.23 |
| Apr-17 | 106.62 | 1400 | 25500 | 118.29 | 470 |
| May-17 | 103.08 | 1416.41 | 25400 | 114.5 | 480.21 |
| YoY % | 18.55 | -0.53 | 6.28 | 12.78 | 25.24 |
| MoM % | -3.32 | 1.17 | -0.39 | -3.2 | 2.17 |

Transport Fare Watch - May 2017

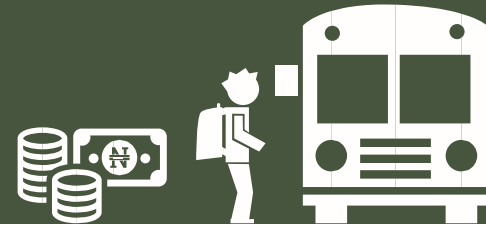
Average Transport Fare by Categories -Oyo State



| Months | Bus journey within city , per drop constant route | Bus journey intercity, state route, charge per person | Air fare charge for specified routes single journey | Journey by motorcycle (okada) per drop | Water transport : water way passenger transportation |
|--------|---|---|---|--|--|
| May-16 | 85.58 | 951.59 | 25000 | 71.88 | 403.48 |
| Jun-16 | 85.58 | 943.33 | 25000 | 62.78 | 404.33 |
| Jul-16 | 85.58 | 918.75 | 20000 | 65.21 | 405.18 |
| Aug-16 | 101.75 | 1000.5 | 22500 | 82.78 | 406.03 |
| Sep-16 | 101.96 | 1150.25 | 22547.25 | 82.95 | 406.88 |
| Oct-16 | 118.58 | 1150.25 | 27045 | 72.61 | 481.37 |
| Nov-16 | 118.78 | 1150.25 | 30000 | 73.18 | 481.37 |
| Dec-16 | 158.58 | 1550.25 | 30000 | 73.18 | 501.37 |
| Jan-17 | 143.64 | 980 | 30000 | 62.38 | 455.85 |
| Feb-17 | 151.82 | 1055 | 30000 | 61.43 | 455.89 |
| Mar-17 | 157.5 | 1093.75 | 30000 | 70 | 453.76 |
| Apr-17 | 160 | 1100 | 30000 | 73.81 | 456.8 |
| May-17 | 155.71 | 1157.14 | 35000 | 74.94 | 450.11 |
| YoY % | 81.95 | 21.6 | 40 | 4.27 | 11.56 |
| MoM % | -2.68 | 5.19 | 16.67 | 1.54 | -1.46 |

Transport Fare Watch - May 2017

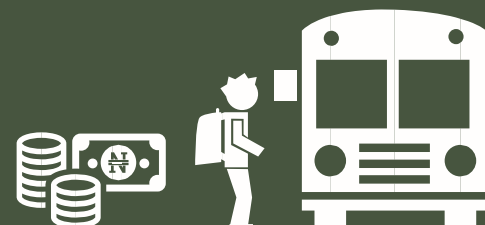
Average Transport Fare by Categories -Plateau State



| Months | Bus journey within city , per drop constant route | Bus journey intercity, state route, charge per person | Air fare charge for specified routes single journey | Journey by motorcycle (okada) per drop | Water transport : water way passenger transportation |
|--------|---|---|---|--|--|
| May-16 | 92.5 | 1625 | 25052.5 | 53.57 | 200.84 |
| Jun-16 | 86.25 | 1162.5 | 20000 | 52.5 | 201.26 |
| Jul-16 | 85.5 | 1120.35 | 20000 | 51 | 201.69 |
| Aug-16 | 90 | 1120.35 | 20042 | 57.86 | 202.11 |
| Sep-16 | 90.19 | 1120.35 | 20084.09 | 57.98 | 202.53 |
| Oct-16 | 88.65 | 1125.22 | 24054.36 | 61.19 | 223.43 |
| Nov-16 | 116.67 | 1125.22 | 24104.88 | 82 | 234.01 |
| Dec-16 | 126.67 | 1500.33 | 25550.21 | 83.33 | 254.58 |
| Jan-17 | 110 | 1200 | 25550.21 | 53.33 | 245.68 |
| Feb-17 | 78.57 | 1400 | 25550.21 | 62.86 | 248.55 |
| Mar-17 | 80 | 1428.57 | 25000 | 62 | 300.11 |
| Apr-17 | 91.25 | 1455.56 | 25000 | 63.5 | 300.12 |
| May-17 | 92.5 | 1411.11 | 30000 | 68.57 | 308.34 |
| YoY % | 0 | -13.16 | 19.75 | 28 | 53.52 |
| MoM % | 1.37 | -3.05 | 20 | 7.99 | 2.74 |

Transport Fare Watch - May 2017

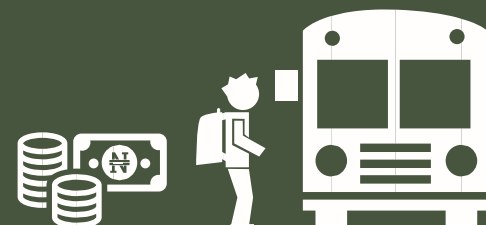
Average Transport Fare by Categories -Rivers State



| Months | Bus journey within city , per drop constant route | Bus journey intercity, state route, charge per person | Air fare charge for specified routes single journey | Journey by motorcycle (okada) per drop | Water transport : water way passenger transportation |
|--------|---|---|---|--|--|
| May-16 | 100 | 1487.5 | 25000 | 153.33 | 1750 |
| Jun-16 | 100 | 1586.67 | 25000 | 152.5 | 1650 |
| Jul-16 | 100 | 1606.67 | 25052.5 | 159.58 | 1766.67 |
| Aug-16 | 100 | 1626.67 | 25000 | 150 | 1725 |
| Sep-16 | 100 | 1646.67 | 25052.5 | 150.32 | 1727.36 |
| Oct-16 | 104.44 | 1635.65 | 24425.55 | 150.32 | 1727.36 |
| Nov-16 | 105.68 | 1850.27 | 24476.84 | 150.32 | 1727.36 |
| Dec-16 | 156.07 | 2050.27 | 28000 | 200.32 | 2025 |
| Jan-17 | 128.33 | 1535.71 | 28000 | 153.85 | 1533.33 |
| Feb-17 | 121.25 | 1520.83 | 28000 | 152.5 | 1333.33 |
| Mar-17 | 100 | 1456.67 | 30000 | 179.17 | 1440 |
| Apr-17 | 103.33 | 1523.08 | 30000 | 184.55 | 1600 |
| May-17 | 105 | 1517.65 | 29700.34 | 196.67 | 1675 |
| YoY % | 5 | 2.03 | 18.8 | 28.26 | -4.29 |
| MoM % | 1.61 | -0.36 | -1 | 6.57 | 4.69 |

Transport Fare Watch - May 2017

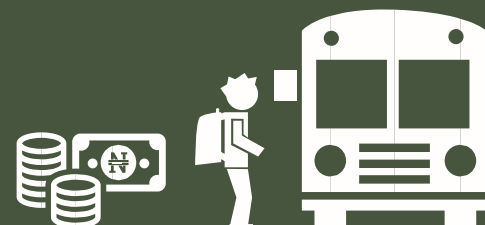
Average Transport Fare by Categories -Sokoto State



| Months | Bus journey within city , per drop constant route | Bus journey intercity, state route, charge per person | Air fare charge for specified routes single journey | Journey by motorcycle (okada) per drop | Water transport : water way passenger transportation |
|--------|---|---|---|--|--|
| May-16 | 60 | 1202.52 | 22000 | 72.5 | 434.08 |
| Jun-16 | 60 | 1350 | 22000 | 72.5 | 434.99 |
| Jul-16 | 60 | 1350 | 26000 | 70 | 435.9 |
| Aug-16 | 60 | 1591.67 | 22500 | 87 | 436.82 |
| Sep-16 | 75.16 | 1591.67 | 27150.23 | 86.88 | 439.09 |
| Oct-16 | 75.55 | 1547 | 25828 | 80.64 | 481.37 |
| Nov-16 | 80 | 1575.47 | 27000 | 90.69 | 482.38 |
| Dec-16 | 85 | 1747 | 30000 | 100.54 | 499.89 |
| Jan-17 | 75 | 1600 | 29500.09 | 75.71 | 470.76 |
| Feb-17 | 100 | 1466.67 | 29000 | 73.33 | 470.96 |
| Mar-17 | 100 | 1850 | 29500 | 100 | 473.89 |
| Apr-17 | 112.5 | 1875 | 30000 | 102.33 | 474.5 |
| May-17 | 110 | 1870 | 29000 | 108.57 | 480.44 |
| YoY % | 83.33 | 55.51 | 31.82 | 49.75 | 10.68 |
| MoM % | -2.22 | -0.27 | -3.33 | 6.1 | 1.25 |

Transport Fare Watch - May 2017

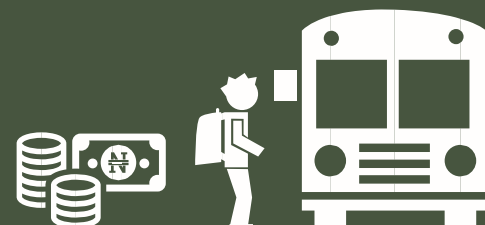
Average Transport Fare by Categories -Taraba State



| Months | Bus journey within city , per drop constant route | Bus journey intercity, state route, charge per person | Air fare charge for specified routes single journey | Journey by motorcycle (okada) per drop | Water transport : water way passenger transportation |
|--------|---|---|---|--|--|
| May-16 | 60 | 1522.5 | 25000 | 67.17 | 326.37 |
| Jun-16 | 60 | 1562.5 | 25000 | 75 | 327.05 |
| Jul-16 | 58.99 | 1556.5 | 25000 | 75 | 327.74 |
| Aug-16 | 59.55 | 1500.21 | 25052.5 | 75 | 328.43 |
| Sep-16 | 57.18 | 1550.21 | 25052.5 | 75 | 343.12 |
| Oct-16 | 58.78 | 1565.55 | 25052.5 | 98.74 | 383.37 |
| Nov-16 | 75 | 1500.21 | 35000 | 98.74 | 382.58 |
| Dec-16 | 80.68 | 1800.54 | 35000 | 116.25 | 453.99 |
| Jan-17 | 75 | 1744.44 | 35000 | 100.25 | 433.39 |
| Feb-17 | 100 | 1466.67 | 35000 | 104.29 | 440.35 |
| Mar-17 | 100.98 | 1428.57 | 35540 | 108.57 | 400.23 |
| Apr-17 | 101 | 1572.73 | 35000 | 109 | 420.56 |
| May-17 | 100 | 1581.82 | 40000 | 112.73 | 420 |
| YoY % | 66.67 | 3.9 | 60 | 67.83 | 28.69 |
| MoM % | -0.99 | 0.58 | 14.29 | 3.42 | -0.13 |

Transport Fare Watch - May 2017

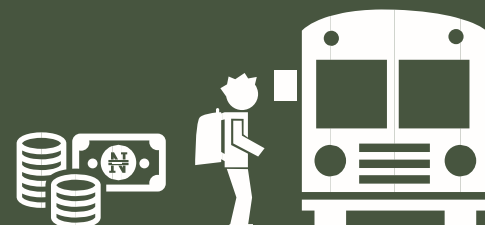
Average Transport Fare by Categories -Yobe State



| Months | Bus journey within city , per drop constant route | Bus journey intercity, state route, charge per person | Air fare charge for specified routes single journey | Journey by motorcycle (okada) per drop | Water transport : water way passenger transportation |
|--------|---|---|---|--|--|
| May-16 | 50.25 | 1150 | 25210.66 | 50.21 | 257.03 |
| Jun-16 | 52.25 | 1150 | 25263.6 | 50.32 | 308.22 |
| Jul-16 | 55.25 | 1150 | 25316.66 | 50.42 | 310.47 |
| Aug-16 | 57.75 | 1175 | 25369.82 | 50 | 320.54 |
| Sep-16 | 58.32 | 1151.16 | 25361.19 | 50.42 | 325.22 |
| Oct-16 | 59.32 | 1199.48 | 25361.19 | 50.42 | 331.37 |
| Nov-16 | 60.32 | 1199.98 | 25361.19 | 50.42 | 345.55 |
| Dec-16 | 75.24 | 1450 | 26584.03 | 81.97 | 380.45 |
| Jan-17 | 65 | 1233.33 | 26584.93 | 75.55 | 340.55 |
| Feb-17 | 60 | 1125 | 26584.93 | 75.55 | 340.5 |
| Mar-17 | 60 | 1000 | 26560.12 | 70 | 350.43 |
| Apr-17 | 62.5 | 1100 | 26570 | 70.34 | 355 |
| May-17 | 75 | 1100 | 27000 | 100 | 340.22 |
| YoY % | 49.25 | -4.35 | 7.1 | 99.16 | 32.37 |
| MoM % | 20 | 0 | 1.62 | 42.17 | -4.16 |

Transport Fare Watch - May 2017

Average Transport Fare by Categories -Zamfara State



| Months | Bus journey within city , per drop constant route | Bus journey intercity, state route, charge per person | Air fare charge for specified routes single journey | Journey by motorcycle (okada) per drop | Water transport : water way passenger transportation |
|--------|---|---|---|--|--|
| May-16 | 55.93 | 1052.86 | 22185.38 | 60.56 | 241.52 |
| Jun-16 | 56.78 | 1072.86 | 22231.97 | 60.56 | 242.02 |
| Jul-16 | 57.55 | 1050.22 | 22278.66 | 65.22 | 283.97 |
| Aug-16 | 58.83 | 1050.72 | 22325.44 | 65.22 | 283.97 |
| Sep-16 | 57.89 | 1150.22 | 22325.44 | 67.49 | 283.97 |
| Oct-16 | 58.83 | 1150.88 | 22770.68 | 67.49 | 308.22 |
| Nov-16 | 59.26 | 1150.24 | 22818.5 | 73.81 | 308.87 |
| Dec-16 | 90.26 | 1800.15 | 23866.42 | 83.81 | 359.51 |
| Jan-17 | 84.29 | 1270 | 23870.42 | 65.29 | 310.55 |
| Feb-17 | 94.44 | 1186.67 | 24050.55 | 54.09 | 315.45 |
| Mar-17 | 102.22 | 1240 | 25500.11 | 52.22 | 320.33 |
| Apr-17 | 103.67 | 1255.38 | 25500.11 | 53 | 325 |
| May-17 | 99.65 | 1261.54 | 26000 | 56.25 | 324.89 |
| YoY % | 78.16 | 19.82 | 17.19 | -7.12 | 34.52 |
| MoM % | -3.87 | 0.49 | 1.96 | 6.13 | -0.03 |

Methodology

Field work is done solely by over 700 NBS Staff in all States of the federation supported by supervisors who are monitored by internal and external observers.

Fuel Prices are collected across all the 774 local governments across all States and the FCT from over 10,000 respondents and locations and reflect actual prices households state they actually bought those fuels together with the prices reportedly sold by the fuel suppliers.

The average of all these prices is then reported for each state and the average for the country is the average for the state.

NBS audit team subsequently conducts randomly selected verification of prices recorded.

Acknowledgements/Contacts

Acknowledgements

44

We acknowledge our technical partners, Proshare in the design, concept and production of this publication.



Contact Us



@nigerianstat



Head Office Address

+234 803 386 5388
District, FCT, Abuja Nigeria.



NBSNigeria



feedback@nigerianstat.gov.ng

762, Independence Avenue, Central Business



www.nigerianstat.gov.ng

