



NATIONAL BUREAU OF STATISTICS

Transport Fare Watch

(SEPTEMBER 2021)



Report Date: October 2021

Data Source: National Bureau of Statistics (NBS)

CONTENT

Executive Summary	3
Average Transport Fare Across States	
- States Bus Journey Within City, Per Drop Constant Route	4
- States Bus Journey Intercity, State Route, Charge per person	5
- Air Fare Charge for Specified Routes Single Journey	6
- Journey by Motorcycle (Okada) Per Drop	7
- Waterway Passenger Transport	8
Average Transport Fare by Categories - All States	
Abia	10
Abuja	11
Adamawa	12
Akwa Ibom	13
Anambra	14
Bauchi	15
Bayelsa	16
Benue	17
Borno	18
Cross River	19
Delta	20
Ebonyi	21
Edo	22
Ekiti	23
Enugu	24
Gombe	25
Imo	26
Jigawa	27
Kaduna	28

Kano	29
Katsina	30
Kebbi	31
Kogi	32
Kwara	33
Lagos	34
Nassarawa	35
Niger	36
Ogun	37
Ondo	38
Osun	39
Oyo	40
Plateau	41
Rivers	42
Sokoto	43
Taraba	44
Yobe	45
Zamfara	46
Appendix	47
Methodology	52
Contact	53

EXECUTIVE SUMMARY

The Transport fare Watch report for September 2021 covers the following categories namely bus journey within the city per drop constant route; bus journey intercity, state route, charge per person; air fare charge for specified routes single journey; journey by motorcycle (Okada) per drop; and water way passenger transport.

Average fare paid by commuters for bus journey within the city increased by 1.11% month-on-month and by 40.56% year-on-year to N435.36 in September 2021 from N430.58 in August 2021. States with highest bus journey fare within city were Zamfara (N685.24), Bauchi (N630.17) and Taraba (N560.73) while States with lowest bus journey fare within city were Oyo (N215.43), Abia (N245.07) and Borno (N300.45).

Average fare paid by commuters for bus journey intercity increased by 1.24% month-on-month and by 20.09% year-on-year to N2,620.90 in September 2021 from N2,588.69 in August 2021. States with highest bus journey fare intercity were Abuja FCT (N4,755.62), Lagos (N3,648.34) and Sokoto (N3,487.02) while States with lowest bus journey fare within city were Bayelsa (N1,876.04), Bauchi (N1,930.12) and Akwa-Ibom (N1,983.10).

Average fare paid by air passengers for specified routes single journey increased by 0.32% month-on-month and by 0.10% year-on-year to N36,922.97 in September 2021 from N36,805.41 in August 2021. States with highest air fare were Abuja/Edo (N38,700.00), Rivers (N38,600.00) and Bayelsa (N38,500) while States with lowest air fare were Akwa-Ibom (N33,200.00), Sokoto (N33,600.00), and Gombe (N35,400.00).

Average fare paid by commuters for journey by motorcycle per drop increased by 1.07% month-on-month and by 39.56% year-on-year to N306.61 in September 2021 from N303.35 in August 2021. States with highest journey fare by motorcycle per drop were Lagos (N495.13), Yobe (N480.02) and Taraba (N470.12) while states with lowest journey fare by motorcycle per drop were Adamawa (N110.57), Niger (N184.72) and Kaduna (N176.15).

TRANSPORT FARE WATCH - SEPTEMBER 2021

Average Transport Fare Across States

-Bus Journey Within City , Per Drop Constant Route



YoY = 40.56%

N309.73

SEPTEMBER 2020



MoM = 1.11%

N430.58

AUGUST 2021

N435.36

STATES WITH THE HIGHEST AVERAGE PRICES IN SEPTEMBER 2021

ZAMFARA



N685.24

BAUCHI



N630.17

TARABA



N560.73

STATES WITH THE LOWEST AVERAGE PRICES IN SEPTEMBER 2021

OYO



N215.43

ABIA



N245.07

BORNO




N300.45

TRANSPORT FARE WATCH - SEPTEMBER 2021

Average Transport Fare Across States

-Bus Journey Intercity, State Route, Charge Per Person



STATES WITH THE HIGHEST AVERAGE PRICES IN SEPTEMBER 2021

ABUJA

N4755.62

LAGOS

N3648.34

SOKOTO

N3487.02

STATES WITH THE LOWEST AVERAGE PRICES IN SEPTEMBER 2021

BAYELSA

N1876.04

BAUCHI

N1930.12

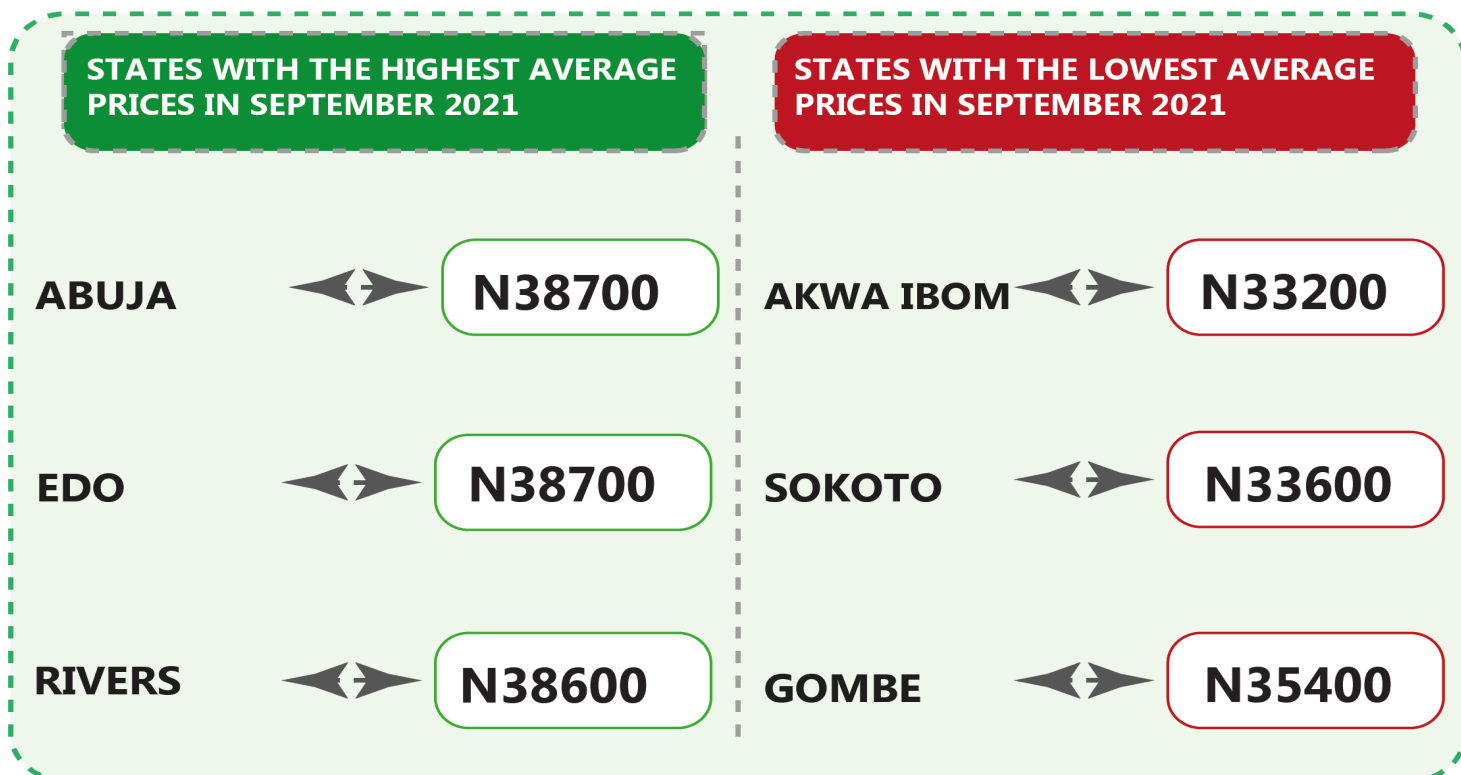
AKWA IBOM

N1983.10

TRANSPORT FARE WATCH - SEPTEMBER 2021

Average Transport Fare Across States

-Air Fare Charge For Specified Routes Single Journey



TRANSPORT FARE WATCH - SEPTEMBER 2021

Average Transport Fare Across States
-Journey by Motorcycle (Okada) Per Drop



YoY = 39.56%

N219.70

SEPTEMBER 2020



MoM = 1.07%

N303.35

AUGUST 2021

N306.61

STATES WITH THE HIGHEST AVERAGE PRICES IN SEPTEMBER 2021

LAGOS

N495.13

YOBE

N480.02

TARABA

N470.12

STATES WITH THE LOWEST AVERAGE PRICES IN SEPTEMBER 2021

ADAMAWA

N110.57

KADUNA


N176.15

NIGER

N184.72

TRANSPORT FARE WATCH - SEPTEMBER 2021

Average Transport Fare Across States
-Waterway Passenger Transport



TRANSPORT FARE WATCH - SEPTEMBER 2021

Average Transport Fare by Categories
-Abia State



BUS JOURNEY WITHIN CITY, PER DROP CONSTANT ROUTE



BUS JOURNEY INTERCITY, STATE ROUTE, CHARGE PER PERSON



AIR FARE CHARGE FOR SPECIFIED ROUTES SINGLE JOURNEY



JOURNEY BY MOTORCYCLE (OKADA) PER DROP



WATER TRANSPORT: WATER WAY PASSENGER TRANSPORTATION



TRANSPORT FARE WATCH - SEPTEMBER 2021

Average Transport Fare by Categories
-FCT Abuja



BUS JOURNEY WITHIN CITY, PER DROP CONSTANT ROUTE



BUS JOURNEY INTERCITY, STATE ROUTE, CHARGE PER PERSON



AIR FARE CHARGE FOR SPECIFIED ROUTES SINGLE JOURNEY



JOURNEY BY MOTORCYCLE (OKADA) PER DROP



WATER TRANSPORT: WATER WAY PASSENGER TRANSPORTATION



TRANSPORT FARE WATCH - SEPTEMBER 2021


Average Transport Fare by Categories
-Adamawa State



BUS JOURNEY WITHIN CITY, PER DROP CONSTANT ROUTE




BUS JOURNEY INTERCITY, STATE ROUTE, CHARGE PER PERSON



AIR FARE CHARGE FOR SPECIFIED ROUTES SINGLE JOURNEY



JOURNEY BY MOTORCYCLE (OKADA) PER DROP



WATER TRANSPORT: WATER WAY PASSENGER TRANSPORTATION



TRANSPORT FARE WATCH - SEPTEMBER 2021

Average Transport Fare by Categories
-Akwa Ibom State



BUS JOURNEY WITHIN CITY, PER DROP CONSTANT ROUTE



BUS JOURNEY INTERCITY, STATE ROUTE, CHARGE PER PERSON



AIR FARE CHARGE FOR SPECIFIED ROUTES SINGLE JOURNEY



JOURNEY BY MOTORCYCLE (OKADA) PER DROP



WATER TRANSPORT: WATER WAY PASSENGER TRANSPORTATION



TRANSPORT FARE WATCH - SEPTEMBER 2021

Average Transport Fare by Categories
-Anambra State



BUS JOURNEY WITHIN CITY, PER DROP CONSTANT ROUTE



YoY = 46.27%

N217.16

SEPTEMBER 2020



N317.63

MoM = 2.38%



N310.24

AUGUST 2021

BUS JOURNEY INTERCITY, STATE ROUTE, CHARGE PER PERSON



YoY = 19.69%

N1934.20

SEPTEMBER 2020



N2315.02

MoM = -1.12%



N2341.34

AUGUST 2021

AIR FARE CHARGE FOR SPECIFIED ROUTES SINGLE JOURNEY



YoY = -2.95%

N38950

SEPTEMBER 2020



N37800

MoM = 0.27%



N37700

AUGUST 2021

JOURNEY BY MOTORCYCLE (OKADA) PER DROP



YoY = 54.54%

N155.31

SEPTEMBER 2020



N240.01

MoM = 0.61%



N238.55

AUGUST 2021

WATER TRANSPORT: WATER WAY PASSENGER TRANSPORTATION



YoY = 28.06%

N525.08

SEPTEMBER 2020



N672.40

MoM = 0.36%



N670.02

AUGUST 2021

TRANSPORT FARE WATCH - SEPTEMBER 2021

Average Transport Fare by Categories
-Bauchi State



BUS JOURNEY WITHIN CITY, PER DROP CONSTANT ROUTE



BUS JOURNEY INTERCITY, STATE ROUTE, CHARGE PER PERSON



AIR FARE CHARGE FOR SPECIFIED ROUTES SINGLE JOURNEY



JOURNEY BY MOTORCYCLE (OKADA) PER DROP



WATER TRANSPORT: WATER WAY PASSENGER TRANSPORTATION



TRANSPORT FARE WATCH - SEPTEMBER 2021

Average Transport Fare by Categories
-Bayelsa State



BUS JOURNEY WITHIN CITY, PER DROP CONSTANT ROUTE



BUS JOURNEY INTERCITY, STATE ROUTE, CHARGE PER PERSON



AIR FARE CHARGE FOR SPECIFIED ROUTES SINGLE JOURNEY



JOURNEY BY MOTORCYCLE (OKADA) PER DROP



WATER TRANSPORT: WATER WAY PASSENGER TRANSPORTATION



TRANSPORT FARE WATCH - SEPTEMBER 2021

Average Transport Fare by Categories
-Benue State



BUS JOURNEY WITHIN CITY, PER DROP CONSTANT ROUTE




BUS JOURNEY INTERCITY, STATE ROUTE, CHARGE PER PERSON



AIR FARE CHARGE FOR SPECIFIED ROUTES SINGLE JOURNEY



JOURNEY BY MOTORCYCLE (OKADA) PER DROP



WATER TRANSPORT: WATER WAY PASSENGER TRANSPORTATION



TRANSPORT FARE WATCH - SEPTEMBER 2021

Average Transport Fare by Categories
-Borno State



BUS JOURNEY WITHIN CITY, PER DROP CONSTANT ROUTE




BUS JOURNEY INTERCITY, STATE ROUTE, CHARGE PER PERSON



AIR FARE CHARGE FOR SPECIFIED ROUTES SINGLE JOURNEY



JOURNEY BY MOTORCYCLE (OKADA) PER DROP



WATER TRANSPORT: WATER WAY PASSENGER TRANSPORTATION



TRANSPORT FARE WATCH - SEPTEMBER 2021

Average Transport Fare by Categories
-Cross River State



BUS JOURNEY WITHIN CITY, PER DROP CONSTANT ROUTE



YoY = 27.50%

N416.30

SEPTEMBER 2020



N530.80

MoM = -0.04%



N531.02

AUGUST 2021

BUS JOURNEY INTERCITY, STATE ROUTE, CHARGE PER PERSON



YoY = 29.52%

N1795.10

SEPTEMBER 2020



N2325.03

MoM = 1.06%



N2300.70

AUGUST 2021

AIR FARE CHARGE FOR SPECIFIED ROUTES SINGLE JOURNEY



YoY = -3.73%

N38850

SEPTEMBER 2020



N37400

MoM = -0.27%



N37500

AUGUST 2021

JOURNEY BY MOTORCYCLE (OKADA) PER DROP



YoY = 39.19%

N287.55

SEPTEMBER 2020



N400.24

MoM = 2.52%



N390.41

AUGUST 2021

WATER TRANSPORT: WATER WAY PASSENGER TRANSPORTATION



YoY = 23.20%

N1373.41

SEPTEMBER 2020



N1692.03

MoM = 2.53%



N1650.32

AUGUST 2021

TRANSPORT FARE WATCH - SEPTEMBER 2021

Average Transport Fare by Categories
-Delta State



BUS JOURNEY WITHIN CITY, PER DROP CONSTANT ROUTE



YoY = 57.05%

N281.49

SEPTEMBER 2020



N442.08

MoM = 0.90%



N438.15

AUGUST 2021

BUS JOURNEY INTERCITY, STATE ROUTE, CHARGE PER PERSON



YoY = 30.43%

N1820.20

SEPTEMBER 2020



N2374.13

MoM = 0.80%



N2355.32

AUGUST 2021

AIR FARE CHARGE FOR SPECIFIED ROUTES SINGLE JOURNEY



YoY = -1.31%

N38200

SEPTEMBER 2020



N37700

MoM = 0.53%



N37500

AUGUST 2021

JOURNEY BY MOTORCYCLE (OKADA) PER DROP



YoY = 56.11%

N179.58

SEPTEMBER 2020



N280.35

MoM = -1.32%



N284.10

AUGUST 2021

WATER TRANSPORT: WATER WAY PASSENGER TRANSPORTATION



YoY = 19.09%

N2150.30

SEPTEMBER 2020



N2560.71

MoM = 0.40%



N2550.46

AUGUST 2021

TRANSPORT FARE WATCH - SEPTEMBER 2021

Average Transport Fare by Categories
-Ebonyi State



BUS JOURNEY WITHIN CITY, PER DROP CONSTANT ROUTE



BUS JOURNEY INTERCITY, STATE ROUTE, CHARGE PER PERSON



AIR FARE CHARGE FOR SPECIFIED ROUTES SINGLE JOURNEY



JOURNEY BY MOTORCYCLE (OKADA) PER DROP



WATER TRANSPORT: WATER WAY PASSENGER TRANSPORTATION



TRANSPORT FARE WATCH - SEPTEMBER 2021

Average Transport Fare by Categories
-Edo State



BUS JOURNEY WITHIN CITY, PER DROP CONSTANT ROUTE



YoY = 36.52%

N320.14

SEPTEMBER 2020



N437.04

MoM = 1.61%



N430.12

AUGUST 2021

BUS JOURNEY INTERCITY, STATE ROUTE, CHARGE PER PERSON



YoY = 34.41%

N1562.48

SEPTEMBER 2020



N2100.17

MoM = 1.59%



N2067.31

AUGUST 2021

AIR FARE CHARGE FOR SPECIFIED ROUTES SINGLE JOURNEY



YoY = 6.76%

N36250

SEPTEMBER 2020



N38700

MoM = 0.52%



N38500

AUGUST 2021

JOURNEY BY MOTORCYCLE (OKADA) PER DROP



YoY = 22.85%

N294.75

SEPTEMBER 2020



N362.10

MoM = -1.48%



N367.55

AUGUST 2021

WATER TRANSPORT: WATER WAY PASSENGER TRANSPORTATION



YoY = 26.35%

N1250.71

SEPTEMBER 2020



N1580.22

MoM = -1.24%



N1600.07

AUGUST 2021

TRANSPORT FARE WATCH - SEPTEMBER 2021


Average Transport Fare by Categories
-Ekiti State



BUS JOURNEY WITHIN CITY, PER DROP CONSTANT ROUTE



BUS JOURNEY INTERCITY, STATE ROUTE, CHARGE PER PERSON



AIR FARE CHARGE FOR SPECIFIED ROUTES SINGLE JOURNEY



JOURNEY BY MOTORCYCLE (OKADA) PER DROP



WATER TRANSPORT: WATER WAY PASSENGER TRANSPORTATION



TRANSPORT FARE WATCH - SEPTEMBER 2021

Average Transport Fare by Categories
-Enugu State



BUS JOURNEY WITHIN CITY, PER DROP CONSTANT ROUTE



BUS JOURNEY INTERCITY, STATE ROUTE, CHARGE PER PERSON



AIR FARE CHARGE FOR SPECIFIED ROUTES SINGLE JOURNEY



JOURNEY BY MOTORCYCLE (OKADA) PER DROP



WATER TRANSPORT: WATER WAY PASSENGER TRANSPORTATION



TRANSPORT FARE WATCH - SEPTEMBER 2021

Average Transport Fare by Categories
-Gombe State



BUS JOURNEY WITHIN CITY, PER DROP CONSTANT ROUTE




BUS JOURNEY INTERCITY, STATE ROUTE, CHARGE PER PERSON



AIR FARE CHARGE FOR SPECIFIED ROUTES SINGLE JOURNEY



JOURNEY BY MOTORCYCLE (OKADA) PER DROP



WATER TRANSPORT: WATER WAY PASSENGER TRANSPORTATION



TRANSPORT FARE WATCH - SEPTEMBER 2021

Average Transport Fare by Categories
-Imo State



BUS JOURNEY WITHIN CITY, PER DROP CONSTANT ROUTE



BUS JOURNEY INTERCITY, STATE ROUTE, CHARGE PER PERSON



AIR FARE CHARGE FOR SPECIFIED ROUTES SINGLE JOURNEY



JOURNEY BY MOTORCYCLE (OKADA) PER DROP



WATER TRANSPORT: WATER WAY PASSENGER TRANSPORTATION



TRANSPORT FARE WATCH - SEPTEMBER 2021

Average Transport Fare by Categories
-Jigawa State



BUS JOURNEY WITHIN CITY, PER DROP CONSTANT ROUTE



BUS JOURNEY INTERCITY, STATE ROUTE, CHARGE PER PERSON



AIR FARE CHARGE FOR SPECIFIED ROUTES SINGLE JOURNEY



JOURNEY BY MOTORCYCLE (OKADA) PER DROP



WATER TRANSPORT: WATER WAY PASSENGER TRANSPORTATION



TRANSPORT FARE WATCH - SEPTEMBER 2021

Average Transport Fare by Categories
-Kaduna State



BUS JOURNEY WITHIN CITY, PER DROP CONSTANT ROUTE



BUS JOURNEY INTERCITY, STATE ROUTE, CHARGE PER PERSON



AIR FARE CHARGE FOR SPECIFIED ROUTES SINGLE JOURNEY



JOURNEY BY MOTORCYCLE (OKADA) PER DROP



WATER TRANSPORT: WATER WAY PASSENGER TRANSPORTATION



TRANSPORT FARE WATCH - SEPTEMBER 2021


Average Transport Fare by Categories
-Kano State



BUS JOURNEY WITHIN CITY, PER DROP CONSTANT ROUTE




BUS JOURNEY INTERCITY, STATE ROUTE, CHARGE PER PERSON



AIR FARE CHARGE FOR SPECIFIED ROUTES SINGLE JOURNEY



JOURNEY BY MOTORCYCLE (OKADA) PER DROP



WATER TRANSPORT: WATER WAY PASSENGER TRANSPORTATION



TRANSPORT FARE WATCH - SEPTEMBER 2021

Average Transport Fare by Categories
-Katsina State



BUS JOURNEY WITHIN CITY, PER DROP CONSTANT ROUTE



BUS JOURNEY INTERCITY, STATE ROUTE, CHARGE PER PERSON



AIR FARE CHARGE FOR SPECIFIED ROUTES SINGLE JOURNEY



JOURNEY BY MOTORCYCLE (OKADA) PER DROP



WATER TRANSPORT: WATER WAY PASSENGER TRANSPORTATION



TRANSPORT FARE WATCH - SEPTEMBER 2021

Average Transport Fare by Categories
-Kebbi State



BUS JOURNEY WITHIN CITY, PER DROP CONSTANT ROUTE



YoY = 95.56%

N192.48

SEPTEMBER 2020



N376.41

MoM = 1.67%



N370.23

AUGUST 2021

BUS JOURNEY INTERCITY, STATE ROUTE, CHARGE PER PERSON



YoY = 21.47%

N2264.10

SEPTEMBER 2020



N2750.21

MoM = 1.78%



N2702.15

AUGUST 2021

AIR FARE CHARGE FOR SPECIFIED ROUTES SINGLE JOURNEY



YoY = 1.94%

N36000

SEPTEMBER 2020



N36700

MoM = 0.27%



N36600

AUGUST 2021

JOURNEY BY MOTORCYCLE (OKADA) PER DROP



YoY = 51.06%

N125.60

SEPTEMBER 2020



N189.73

MoM = 3.10%



N184.02

AUGUST 2021

WATER TRANSPORT: WATER WAY PASSENGER TRANSPORTATION



YoY = 17.41%

N315.64

SEPTEMBER 2020



N370.60

MoM = 2.91%



N360.11

AUGUST 2021

TRANSPORT FARE WATCH - SEPTEMBER 2021

Average Transport Fare by Categories
-Kogi State



BUS JOURNEY WITHIN CITY, PER DROP CONSTANT ROUTE



BUS JOURNEY INTERCITY, STATE ROUTE, CHARGE PER PERSON



AIR FARE CHARGE FOR SPECIFIED ROUTES SINGLE JOURNEY



JOURNEY BY MOTORCYCLE (OKADA) PER DROP



WATER TRANSPORT: WATER WAY PASSENGER TRANSPORTATION



TRANSPORT FARE WATCH - SEPTEMBER 2021

Average Transport Fare by Categories
-Kwara State



BUS JOURNEY WITHIN CITY, PER DROP CONSTANT ROUTE



YoY = 44.86%

N239.64

SEPTEMBER 2020



N347.14

MoM = 2.02%



N340.25

AUGUST 2021

BUS JOURNEY INTERCITY, STATE ROUTE, CHARGE PER PERSON



YoY = 40.18%

N2030.45

SEPTEMBER 2020



N2846.21

MoM = 1.64%



N2800.32

AUGUST 2021

AIR FARE CHARGE FOR SPECIFIED ROUTES SINGLE JOURNEY



YoY = -3.26%

N36800

SEPTEMBER 2020



N35600

MoM = -0.56%



N35800

AUGUST 2021

JOURNEY BY MOTORCYCLE (OKADA) PER DROP



YoY = 51.71%

N300.80

SEPTEMBER 2020



N456.34

MoM = 1.36%



N450.21

AUGUST 2021

WATER TRANSPORT: WATER WAY PASSENGER TRANSPORTATION



YoY = 21.03%

N805.73

SEPTEMBER 2020



N975.15

MoM = -0.53%



N980.33

AUGUST 2021

TRANSPORT FARE WATCH - SEPTEMBER 2021

Average Transport Fare by Categories
-Lagos State



BUS JOURNEY WITHIN CITY, PER DROP CONSTANT ROUTE



YoY = 26.17%

N394.12

SEPTEMBER 2020



N497.28



MoM = 1.42%

N490.30

AUGUST 2021

BUS JOURNEY INTERCITY, STATE ROUTE, CHARGE PER PERSON



YoY = 18.71%

N3073.25

SEPTEMBER 2020



N3648.34



MoM = 1.34%

N3600.04

AUGUST 2021

AIR FARE CHARGE FOR SPECIFIED ROUTES SINGLE JOURNEY



YoY = -3.65%

N39750

SEPTEMBER 2020



N38300



MoM = 0.26%

N38200

AUGUST 2021

JOURNEY BY MOTORCYCLE (OKADA) PER DROP



YoY = 52.19%

N325.33

SEPTEMBER 2020



N495.13



MoM = 1.62%

N487.23

AUGUST 2021

WATER TRANSPORT: WATER WAY PASSENGER TRANSPORTATION



YoY = 14.71%

N720.18

SEPTEMBER 2020



N826.15



MoM = 1.99%

N810.02

AUGUST 2021

TRANSPORT FARE WATCH - SEPTEMBER 2021


Average Transport Fare by Categories
-Nassarawa State



BUS JOURNEY WITHIN CITY, PER DROP CONSTANT ROUTE



BUS JOURNEY INTERCITY, STATE ROUTE, CHARGE PER PERSON



AIR FARE CHARGE FOR SPECIFIED ROUTES SINGLE JOURNEY



JOURNEY BY MOTORCYCLE (OKADA) PER DROP



WATER TRANSPORT: WATER WAY PASSENGER TRANSPORTATION



TRANSPORT FARE WATCH - SEPTEMBER 2021

Average Transport Fare by Categories
-Niger State



BUS JOURNEY WITHIN CITY, PER DROP CONSTANT ROUTE




BUS JOURNEY INTERCITY, STATE ROUTE, CHARGE PER PERSON



AIR FARE CHARGE FOR SPECIFIED ROUTES SINGLE JOURNEY



JOURNEY BY MOTORCYCLE (OKADA) PER DROP



WATER TRANSPORT: WATER WAY PASSENGER TRANSPORTATION



TRANSPORT FARE WATCH - SEPTEMBER 2021

Average Transport Fare by Categories
-Ogun State



BUS JOURNEY WITHIN CITY, PER DROP CONSTANT ROUTE



BUS JOURNEY INTERCITY, STATE ROUTE, CHARGE PER PERSON



AIR FARE CHARGE FOR SPECIFIED ROUTES SINGLE JOURNEY



JOURNEY BY MOTORCYCLE (OKADA) PER DROP



WATER TRANSPORT: WATER WAY PASSENGER TRANSPORTATION



TRANSPORT FARE WATCH - SEPTEMBER 2021


Average Transport Fare by Categories
-Ondo State



BUS JOURNEY WITHIN CITY, PER DROP CONSTANT ROUTE




BUS JOURNEY INTERCITY, STATE ROUTE, CHARGE PER PERSON



AIR FARE CHARGE FOR SPECIFIED ROUTES SINGLE JOURNEY



JOURNEY BY MOTORCYCLE (OKADA) PER DROP



WATER TRANSPORT: WATER WAY PASSENGER TRANSPORTATION



TRANSPORT FARE WATCH - SEPTEMBER 2021

Average Transport Fare by Categories
-Osun State



BUS JOURNEY WITHIN CITY, PER DROP CONSTANT ROUTE




BUS JOURNEY INTERCITY, STATE ROUTE, CHARGE PER PERSON



AIR FARE CHARGE FOR SPECIFIED ROUTES SINGLE JOURNEY



JOURNEY BY MOTORCYCLE (OKADA) PER DROP



WATER TRANSPORT: WATER WAY PASSENGER TRANSPORTATION



TRANSPORT FARE WATCH - SEPTEMBER 2021

Average Transport Fare by Categories
-Oyo State



BUS JOURNEY WITHIN CITY, PER DROP CONSTANT ROUTE




BUS JOURNEY INTERCITY, STATE ROUTE, CHARGE PER PERSON



AIR FARE CHARGE FOR SPECIFIED ROUTES SINGLE JOURNEY



JOURNEY BY MOTORCYCLE (OKADA) PER DROP



WATER TRANSPORT: WATER WAY PASSENGER TRANSPORTATION



TRANSPORT FARE WATCH - SEPTEMBER 2021

Average Transport Fare by Categories
-Plateau State



BUS JOURNEY WITHIN CITY, PER DROP CONSTANT ROUTE



BUS JOURNEY INTERCITY, STATE ROUTE, CHARGE PER PERSON



AIR FARE CHARGE FOR SPECIFIED ROUTES SINGLE JOURNEY



JOURNEY BY MOTORCYCLE (OKADA) PER DROP



WATER TRANSPORT: WATER WAY PASSENGER TRANSPORTATION



TRANSPORT FARE WATCH - SEPTEMBER 2021

Average Transport Fare by Categories
-Rivers State



BUS JOURNEY WITHIN CITY, PER DROP CONSTANT ROUTE



BUS JOURNEY INTERCITY, STATE ROUTE, CHARGE PER PERSON



AIR FARE CHARGE FOR SPECIFIED ROUTES SINGLE JOURNEY



JOURNEY BY MOTORCYCLE (OKADA) PER DROP



WATER TRANSPORT: WATER WAY PASSENGER TRANSPORTATION



TRANSPORT FARE WATCH - SEPTEMBER 2021


Average Transport Fare by Categories
-Sokoto State



BUS JOURNEY WITHIN CITY, PER DROP CONSTANT ROUTE



BUS JOURNEY INTERCITY, STATE ROUTE, CHARGE PER PERSON



AIR FARE CHARGE FOR SPECIFIED ROUTES SINGLE JOURNEY



JOURNEY BY MOTORCYCLE (OKADA) PER DROP



WATER TRANSPORT: WATER WAY PASSENGER TRANSPORTATION



TRANSPORT FARE WATCH - SEPTEMBER 2021

Average Transport Fare by Categories
-Taraba State



BUS JOURNEY WITHIN CITY, PER DROP CONSTANT ROUTE



BUS JOURNEY INTERCITY, STATE ROUTE, CHARGE PER PERSON



AIR FARE CHARGE FOR SPECIFIED ROUTES SINGLE JOURNEY



JOURNEY BY MOTORCYCLE (OKADA) PER DROP



WATER TRANSPORT: WATER WAY PASSENGER TRANSPORTATION



TRANSPORT FARE WATCH - SEPTEMBER 2021

Average Transport Fare by Categories
-Yobe State



BUS JOURNEY WITHIN CITY, PER DROP CONSTANT ROUTE



YoY = 47.59%

N305.01

SEPTEMBER 2020



N450.17

MoM = -0.03%



N450.29

AUGUST 2021

BUS JOURNEY INTERCITY, STATE ROUTE, CHARGE PER PERSON



YoY = 15.71%

N1820.30

SEPTEMBER 2020



N2106.34

MoM = 0.29%



N2100.24

AUGUST 2021

AIR FARE CHARGE FOR SPECIFIED ROUTES SINGLE JOURNEY



YoY = -0.53%

N37500

SEPTEMBER 2020



N37300

MoM = 0.81%



N37000

AUGUST 2021

JOURNEY BY MOTORCYCLE (OKADA) PER DROP



YoY = 58.60%

N302.67

SEPTEMBER 2020



N480.02

MoM = -4.08%



N500.45

AUGUST 2021

WATER TRANSPORT: WATER WAY PASSENGER TRANSPORTATION



YoY = 19.13%

N425.87

SEPTEMBER 2020



N507.35

MoM = 1.04%



N502.13

AUGUST 2021

TRANSPORT FARE WATCH - SEPTEMBER 2021

Average Transport Fare by Categories
-Zamfara State



BUS JOURNEY WITHIN CITY, PER DROP CONSTANT ROUTE



BUS JOURNEY INTERCITY, STATE ROUTE, CHARGE PER PERSON



AIR FARE CHARGE FOR SPECIFIED ROUTES SINGLE JOURNEY



JOURNEY BY MOTORCYCLE (OKADA) PER DROP



WATER TRANSPORT: WATER WAY PASSENGER TRANSPORTATION



APPENDIX

Transport Fare Watch – National

ItemLabels	Sep-20	Aug-21	Sep-21	MoM	YoY
Bus journey within city , per drop constant rou	309.7284	430.5814	435.36	1.11	40.56
Bus journey intercity, state route, charg. per per	2182.453	2588.694	2620.898	1.24	20.09
Air fare charg.for specified routes single journey	36884.59	36805.41	36922.97	0.32	0.10
Journey by motorcycle (okada) per drop	219.6992	303.3516	306.6065	1.07	39.56
Water transport : water way passenger transportat	734.2557	848.3649	849.0611	0.08	15.64

Transport Fare Watch – All States

State	ItemLabels	Sep-20	Aug-21	Sep-21	MoM	YoY
ABIA	Bus journey within city , per drop constant rou	188.50	239.41	245.07	2.36	30.01
	Bus journey intercity, state route, charg. per per	1685.11	2000.07	2008.30	0.41	19.18
	Air fare charg.for specified routes single journey	35850.00	35600.00	35700.00	0.28	-0.42
	Journey by motorcycle (okada) per drop	170.29	238.46	236.25	-0.93	38.73
	Water transport : water way passenger transportat	348.12	430.20	433.50	0.77	24.53
ABUJA	Bus journey within city , per drop constant rou	351.88	426.31	425.80	-0.12	21.01
	Bus journey intercity, state route, charg. per per	4315.22	4700.15	4755.62	1.18	10.21
	Air fare charg.for specified routes single journey	38700.00	38000.00	38700.00	1.84	0.00
	Journey by motorcycle (okada) per drop	139.74	215.32	220.07	2.21	57.49
	Water transport : water way passenger transportat	294.10	397.10	400.20	0.78	36.08
ADAMAWA	Bus journey within city , per drop constant rou	292.44	430.50	435.14	1.08	48.80
	Bus journey intercity, state route, charg. per per	2831.61	3200.12	3264.09	2.00	15.27
	Air fare charg.for specified routes single journey	36000.00	36900.00	36850.00	-0.14	2.36
	Journey by motorcycle (okada) per drop	76.55	107.06	110.57	3.28	44.44
	Water transport : water way passenger transportat	672.13	704.60	700.20	-0.62	4.18
AKWA IBOM	Bus journey within city , per drop constant rou	320.10	470.15	476.26	1.30	48.78
	Bus journey intercity, state route, charg. per per	1622.34	1950.20	1983.10	1.69	22.24
	Air fare charg.for specified routes single journey	32500.00	33100.00	33200.00	0.30	2.15
	Journey by motorcycle (okada) per drop	158.45	250.13	259.76	3.85	63.94
	Water transport : water way passenger transportat	985.73	1180.07	1190.22	0.86	20.75
ANAMBRA	Bus journey within city , per drop constant rou	217.16	310.24	317.63	2.38	46.27
	Bus journey intercity, state route, charg. per per	1934.20	2341.34	2315.02	-1.12	19.69
	Air fare charg.for specified routes single journey	38950.00	37700.00	37800.00	0.27	-2.95
	Journey by motorcycle (okada) per drop	155.31	238.55	240.01	0.61	54.54
	Water transport : water way passenger transportat	525.08	670.02	672.40	0.36	28.06

State	ItemLabels	Sep-20	Aug-21	Sep-21	MoM	YoY
BAUCHI	Bus journey within city , per drop constant rou	492.14	635.12	630.17	-0.78	28.05
	Bus journey intercity, state route, charg. per per	1553.22	1900.60	1930.12	1.55	24.27
	Air fare charg.for specified routes single journey	38700.00	37000.00	37500.00	1.35	-3.10
	Journey by motorcycle (okada) per drop	152.11	224.10	236.18	5.39	55.27
	Water transport : water way passenger transportat	624.71	755.03	750.50	-0.60	20.14
BAYELSA	Bus journey within city , per drop constant rou	297.45	400.25	407.32	1.77	36.94
	Bus journey intercity, state route, charg. per per	1464.21	1859.36	1876.04	0.90	28.13
	Air fare charg.for specified routes single journey	38000.00	38000.00	38500.00	1.32	1.32
	Journey by motorcycle (okada) per drop	310.05	355.10	360.20	1.44	16.17
	Water transport : water way passenger transportat	2250.23	2500.47	2510.32	0.39	11.56
BENUE	Bus journey within city , per drop constant rou	253.25	325.23	328.45	0.99	29.69
	Bus journey intercity, state route, charg. per per	2274.64	2345.16	2371.05	1.10	4.24
	Air fare charg.for specified routes single journey	35000.00	36700.00	36600.00	-0.27	4.57
	Journey by motorcycle (okada) per drop	289.71	375.21	372.05	-0.84	28.42
	Water transport : water way passenger transportat	620.89	706.21	720.30	2.00	16.01
BORNO	Bus journey within city , per drop constant rou	200.80	297.16	300.45	1.11	49.63
	Bus journey intercity, state route, charg. per per	2795.45	3100.02	3120.13	0.65	11.61
	Air fare charg.for specified routes single journey	37800.00	37500.00	37550.00	0.13	-0.66
	Journey by motorcycle (okada) per drop	187.94	289.16	295.40	2.16	57.18
	Water transport : water way passenger transportat	200.48	270.64	265.45	-1.92	32.41
CROSS RIVER	Bus journey within city , per drop constant rou	416.32	531.02	530.80	-0.04	27.50
	Bus journey intercity, state route, charg. per per	1795.10	2300.70	2325.03	1.06	29.52
	Air fare charg.for specified routes single journey	38850.00	37500.00	37400.00	-0.27	-3.73
	Journey by motorcycle (okada) per drop	287.55	390.41	400.24	2.52	39.19
	Water transport : water way passenger transportat	1373.41	1650.32	1692.03	2.53	23.20
DELTA	Bus journey within city , per drop constant rou	281.49	438.15	442.08	0.90	57.05
	Bus journey intercity, state route, charg. per per	1820.20	2355.32	2374.13	0.80	30.43
	Air fare charg.for specified routes single journey	38200.00	37500.00	37700.00	0.53	-1.31
	Journey by motorcycle (okada) per drop	179.58	284.10	280.35	-1.32	56.11
	Water transport : water way passenger transportat	2150.30	2550.46	2560.71	0.40	19.09
EBONYI	Bus journey within city , per drop constant rou	278.84	397.14	402.45	1.34	44.33
	Bus journey intercity, state route, charg. per per	1676.45	2000.19	2035.21	1.75	21.40
	Air fare charg.for specified routes single journey	37960.00	38000.00	38200.00	0.53	0.63
	Journey by motorcycle (okada) per drop	286.28	400.20	406.13	1.48	41.86
	Water transport : water way passenger transportat	350.46	500.84	512.07	2.24	46.11
EDO	Bus journey within city , per drop constant rou	320.14	430.12	437.04	1.61	36.52
	Bus journey intercity, state route, charg. per per	1562.48	2067.31	2100.17	1.59	34.41
	Air fare charg.for specified routes single journey	36250.00	38500.00	38700.00	0.52	6.76
	Journey by motorcycle (okada) per drop	294.75	367.55	362.10	-1.48	22.85
	Water transport : water way passenger transportat	1250.71	1600.07	1580.22	-1.24	26.35
EKITI	Bus journey within city , per drop constant rou	400.19	536.14	540.60	0.83	35.09
	Bus journey intercity, state route, charg. per per	2850.45	3235.24	3278.04	1.32	15.00
	Air fare charg.for specified routes single journey	35600.00	36100.00	36500.00	1.11	2.53
	Journey by motorcycle (okada) per drop	194.78	291.35	285.10	-2.15	46.37
	Water transport : water way passenger transportat	600.61	620.86	627.32	1.04	4.45

State	ItemLabels	Sep-20	Aug-21	Sep-21	MoM	YoY
ENUGU	Bus journey within city , per drop constant rou	260.20	383.09	389.24	1.61	49.59
	Bus journey intercity, state route, charg. per per	1523.44	1965.03	2000.50	1.81	31.31
	Air fare charg.for specified routes single journey	37500.00	35900.00	36000.00	0.28	-4.00
	Journey by motorcycle (okada) per drop	250.31	284.21	290.01	2.04	15.86
	Water transport : water way passenger transportat	723.55	820.36	810.54	-1.20	12.02
GOMBE	Bus journey within city , per drop constant rou	264.22	438.70	450.62	2.72	70.55
	Bus journey intercity, state route, charg. per per	1873.24	2300.52	2304.11	0.16	23.00
	Air fare charg.for specified routes single journey	36000.00	35200.00	35400.00	0.57	-1.67
	Journey by motorcycle (okada) per drop	167.48	256.45	263.45	2.73	57.30
	Water transport : water way passenger transportat	264.29	387.42	380.76	-1.72	44.07
IMO	Bus journey within city , per drop constant rou	276.49	483.24	490.19	1.44	77.29
	Bus journey intercity, state route, charg. per per	2361.21	2800.27	2850.13	1.78	20.71
	Air fare charg.for specified routes single journey	37700.00	37800.00	37700.00	-0.26	0.00
	Journey by motorcycle (okada) per drop	317.50	450.15	458.21	1.79	44.32
	Water transport : water way passenger transportat	645.91	670.20	662.47	-1.15	2.56
JIGAWA	Bus journey within city , per drop constant rou	300.43	523.14	527.46	0.83	75.57
	Bus journey intercity, state route, charg. per per	1965.27	2300.06	2367.41	2.93	20.46
	Air fare charg.for specified routes single journey	38700.00	37900.00	38200.00	0.79	-1.29
	Journey by motorcycle (okada) per drop	164.23	200.10	205.45	2.67	25.10
	Water transport : water way passenger transportat	800.73	845.12	840.80	-0.51	5.00
KADUNA	Bus journey within city , per drop constant rou	294.57	425.36	420.89	-1.05	42.88
	Bus journey intercity, state route, charg. per per	2062.03	2700.01	2765.23	2.42	34.10
	Air fare charg.for specified routes single journey	37600.00	37300.00	37500.00	0.54	-0.27
	Journey by motorcycle (okada) per drop	159.78	180.32	176.15	-2.31	10.25
	Water transport : water way passenger transportat	384.95	550.04	542.16	-1.43	40.84
KATSINA	Bus journey within city , per drop constant rou	299.62	397.50	400.34	0.71	33.62
	Bus journey intercity, state route, charg. per per	2764.22	3240.11	3289.54	1.53	19.00
	Air fare charg.for specified routes single journey	36000.00	36200.00	36400.00	0.55	1.11
	Journey by motorcycle (okada) per drop	100.84	180.27	187.20	3.84	85.64
	Water transport : water way passenger transportat	600.79	700.55	715.08	2.07	19.02
KEBBI	Bus journey within city , per drop constant rou	192.48	370.23	376.41	1.67	95.56
	Bus journey intercity, state route, charg. per per	2264.10	2702.15	2750.21	1.78	21.47
	Air fare charg.for specified routes single journey	36000.00	36600.00	36700.00	0.27	1.94
	Journey by motorcycle (okada) per drop	125.60	184.02	189.73	3.10	51.06
	Water transport : water way passenger transportat	315.64	360.11	370.60	2.91	17.41
KOGI	Bus journey within city , per drop constant rou	331.69	400.25	410.31	2.51	23.70
	Bus journey intercity, state route, charg. per per	2876.18	3290.36	3300.07	0.30	14.74
	Air fare charg.for specified routes single journey	35750.00	37000.00	37300.00	0.81	4.34
	Journey by motorcycle (okada) per drop	362.47	400.45	406.12	1.42	12.04
	Water transport : water way passenger transportat	720.66	855.12	850.46	-0.54	18.01
KWARA	Bus journey within city , per drop constant rou	239.64	340.25	347.14	2.02	44.86
	Bus journey intercity, state route, charg. per per	2030.45	2800.32	2846.21	1.64	40.18
	Air fare charg.for specified routes single journey	36800.00	35800.00	35600.00	-0.56	-3.26
	Journey by motorcycle (okada) per drop	300.80	450.21	456.34	1.36	51.71
	Water transport : water way passenger transportat	805.73	980.33	975.15	-0.53	21.03

State	ItemLabels	Sep-20	Aug-21	Sep-21	MoM	YoY
KANO	Bus journey within city , per drop constant rou	300.75	468.24	462.37	-1.25	53.74
	Bus journey intercity, state route, charg. per per	1785.45	2200.07	2265.40	2.97	26.88
	Air fare charg.for specified routes single journey	35850.00	36000.00	36400.00	1.11	1.53
	Journey by motorcycle (okada) per drop	200.00	245.03	242.78	-0.92	21.39
	Water transport : water way passenger transportat	501.71	520.14	530.05	1.91	5.65
LAGOS	Bus journey within city , per drop constant rou	394.12	490.30	497.28	1.42	26.17
	Bus journey intercity, state route, charg. per per	3073.25	3600.04	3648.34	1.34	18.71
	Air fare charg.for specified routes single journey	39750.00	38200.00	38300.00	0.26	-3.65
	Journey by motorcycle (okada) per drop	325.33	487.23	495.13	1.62	52.19
	Water transport : water way passenger transportat	720.18	810.02	826.15	1.99	14.71
NASARAWA	Bus journey within city , per drop constant rou	399.72	540.32	537.46	-0.53	34.46
	Bus journey intercity, state route, charg. per per	2106.00	2455.01	2480.30	1.03	17.77
	Air fare charg.for specified routes single journey	35700.00	36500.00	36400.00	-0.27	1.96
	Journey by motorcycle (okada) per drop	197.64	350.10	335.17	-4.26	69.59
	Water transport : water way passenger transportat	586.33	640.25	643.81	0.56	9.80
NIGER	Bus journey within city , per drop constant rou	288.77	445.28	475.10	6.70	64.53
	Bus journey intercity, state route, charg. per per	1979.82	2400.03	2376.42	-0.98	20.03
	Air fare charg.for specified routes single journey	38000.00	36600.00	36600.00	0.00	-3.68
	Journey by motorcycle (okada) per drop	142.67	180.12	184.72	2.55	29.47
	Water transport : water way passenger transportat	301.45	380.34	380.15	-0.05	26.11
OGUN	Bus journey within city , per drop constant rou	324.09	400.21	410.76	2.64	26.74
	Bus journey intercity, state route, charg. per per	1860.72	2420.06	2455.36	1.46	31.96
	Air fare charg.for specified routes single journey	37250.00	37200.00	37400.00	0.54	0.40
	Journey by motorcycle (okada) per drop	164.61	210.07	225.49	7.34	36.98
	Water transport : water way passenger transportat	975.00	950.35	900.00	-5.30	-7.69
ONDO	Bus journey within city , per drop constant rou	320.45	500.09	520.46	4.07	62.42
	Bus journey intercity, state route, charg. per per	2395.07	2850.14	2890.34	1.41	20.68
	Air fare charg.for specified routes single journey	35600.00	36700.00	36800.00	0.27	3.37
	Journey by motorcycle (okada) per drop	300.00	400.03	420.04	5.00	40.01
	Water transport : water way passenger transportat	782.19	850.02	850.50	0.06	8.73
OSUN	Bus journey within city , per drop constant rou	263.46	369.15	376.58	2.01	42.94
	Bus journey intercity, state route, charg. per per	1823.46	2100.32	2164.31	3.05	18.69
	Air fare charg.for specified routes single journey	35300.00	36800.00	36700.00	-0.27	3.97
	Journey by motorcycle (okada) per drop	247.56	300.24	287.62	-4.20	16.18
	Water transport : water way passenger transportat	600.00	664.10	670.08	0.90	11.68
OYO	Bus journey within city , per drop constant rou	347.48	220.48	215.43	-2.29	-38.00
	Bus journey intercity, state route, charg. per per	2253.57	2752.01	2730.10	-0.80	21.15
	Air fare charg.for specified routes single journey	35700.00	36600.00	36700.00	0.27	2.80
	Journey by motorcycle (okada) per drop	200.00	300.14	319.56	6.47	59.78
	Water transport : water way passenger transportat	604.20	650.20	630.16	-3.08	4.30
PLATEAU	Bus journey within city , per drop constant rou	372.45	497.35	500.02	0.54	34.25
	Bus journey intercity, state route, charg. per per	2973.65	3255.45	3240.62	-0.46	8.98
	Air fare charg.for specified routes single journey	37500.00	36700.00	36700.00	0.00	-2.13
	Journey by motorcycle (okada) per drop	230.47	340.18	339.12	-0.31	47.14
	Water transport : water way passenger transportat	579.61	610.21	605.23	-0.82	4.42

State	ItemLabels	Sep-20	Aug-21	Sep-21	MoM	YoY
RIVERS	Bus journey within city , per drop constant rou	207.35	320.47	310.61	-3.08	49.80
	Bus journey intercity, state route, charg. per per	1923.25	2243.16	2200.46	-1.90	14.41
	Air fare charg.for specified routes single journey	39520.00	38900.00	38600.00	-0.77	-2.33
	Journey by motorcycle (okada) per drop	345.80	417.25	420.40	0.75	21.57
	Water transport : water way passenger transportat	2200.64	2300.06	2308.20	0.35	4.89
SOKOTO	Bus journey within city , per drop constant rou	236.55	380.22	374.25	-1.57	58.21
	Bus journey intercity, state route, charg. per per	3000.00	3450.16	3487.02	1.07	16.23
	Air fare charg.for specified routes single journey	33700.00	33700.00	33600.00	-0.30	-0.30
	Journey by motorcycle (okada) per drop	150.34	185.04	190.10	2.73	26.45
	Water transport : water way passenger transportat	560.20	780.06	770.48	-1.23	37.54
TARABA	Bus journey within city , per drop constant rou	349.87	550.13	560.73	1.93	60.27
	Bus journey intercity, state route, charg. per per	2135.07	2500.02	2564.41	2.58	20.11
	Air fare charg.for specified routes single journey	36150.00	35600.00	35600.00	0.00	-1.52
	Journey by motorcycle (okada) per drop	310.20	465.08	470.12	1.08	51.55
	Water transport : water way passenger transportat	320.60	380.20	375.39	-1.27	17.09
YOBE	Bus journey within city , per drop constant rou	305.01	450.29	450.17	-0.03	47.59
	Bus journey intercity, state route, charg. per per	1820.30	2100.24	2106.34	0.29	15.71
	Air fare charg.for specified routes single journey	37500.00	37000.00	37300.00	0.81	-0.53
	Journey by motorcycle (okada) per drop	302.67	500.45	480.02	-4.08	58.60
	Water transport : water way passenger transportat	425.87	502.13	507.35	1.04	19.13
ZAMFARA	Bus journey within city , per drop constant rou	579.84	670.28	685.24	2.23	18.18
	Bus journey intercity, state route, charg. per per	1720.32	2000.36	2154.36	7.70	25.23
	Air fare charg.for specified routes single journey	36800.00	37500.00	37350.00	-0.40	1.49
	Journey by motorcycle (okada) per drop	179.48	230.17	237.10	3.01	32.10
	Water transport : water way passenger transportat	500.27	645.28	654.25	1.39	30.78

METHODOLOGY

Field work is done solely by over 700 NBS Staff in all States of the federation supported by supervisors who are monitored by internal and external observers.

Prices are collected across all the 774 local governments across all States and the FCT from over 10,000 respondents and locations and reflect actual fare households state they actually paid for those services.

The average of all these fares is then reported for each state and the average for the country is the average for the state.

NBS audit team subsequently conducts randomly selected verification of fares recorded.

CONTACT



National Bureau of Statistics

Head Office

Plot 762 Independence Avenue,
Central Business District, Garki
Abuja.

Sunday J. Ichedi

Information Desk

Head, Communication & Public
Relations Department (C&PRD)
Phone: +2348037051701
sjichedi@nigerianstat.gov.ng

Moses Mathew

Statistical Information Officer

Phone: +2347069071157
matmoses@nigerianstat.gov.ng

Nuhu Joseph Waney II

Chief of Protocol

Phone: +2348037020063
jwnuhu@nigerianstat.gov.ng



@nigerianstat



NBSNigeria



Nbs_nigeria

