



NATIONAL BUREAU OF STATISTICS

# WAEC Results Statistics

(2019 - 2021)

**Report Date: August 2022**

**Data Source: National Bureau of Statistics (NBS)**

# CONTENT

Executive Summary	3
Infographics	4
Methodology	12
Appendix	13
Contact	21


## EXECUTIVE SUMMARY

A total of 1.53 million candidates sat for the West African Senior School Certificate Examination in 2020, indicating a decline of 3.25% compared to 1.58 million in 2019. Of this, private and public schools recorded 707,478 and 830,756 candidates, lower compared to 710,552 and 879,431 respectively in 2019.

By 2021, the total candidates who sat for the examination was 1.56 million, an increase of 1.42% from 1.53 million in 2020. Out of this, 721,666 sat in private schools, indicating an increase of 2.01% compared to the preceding year, while 838,486 sat in public schools, showing an increase of 0.93%. This further shows higher candidates in public schools than in private schools.

Analysis by geo-political zone showed that the South-West recorded the highest candidates over the reporting period, followed by the South-South.

# WASSCE STATISTICS ON PERFORMANCE 2019 - 2021



**MALE**

		2019	2020	2021
No. Sat for Exam	Private	346,329	346,046	349,745
	Public	475,680	434,512	434,896
5 Credits > Incl. English	Private	276,270	289,003	316,393
	Public	249,965	268,580	326,681
5 Credits > Incl. Mathematics	Private	298,239	282,863	316,088
	Public	307,082	268,240	340,193
5 Credits > Incl. English & Maths	Private	261,006	255,597	301,047
	Public	231,397	216,124	312,701

## Total

2019	2020	2021
------	------	------

364,223	361,432	371,921
403,751	396,244	403,590
299,924	309,730	341,522
234,472	261,818	320,447
317,077	299,026	337,970
279,263	252,590	330,833
282,580	273,750	323,565
216,412	208,898	306,157

Private No. Sat for Exam  
Public

Private 5 Credits > Incl. English  
Public


Private 5 Credits > Incl. Mathematics  
Public

Private 5 Credits > Incl. English & Maths  
Public



**FEMALE**

# WASSCE STATISTICS ON PERFORMANCE 2019 - 2021



**MALE**

		2019	2020	2021
No. Sat for Exam	Private	59,224	59,291	58,479
	Public	78,033	74,421	68,399
5 Credits > Incl. English	Private	42,376	46,645	52,509
	Public	41,154	43,051	54,332
5 Credits > Incl. Mathematics	Private	46,682	45,429	52,663
	Public	49,144	43,310	56,993
5 Credits > Incl. English & Maths	Private	38,432	39,604	50,166
	Public	36,239	34,359	52,135

## NORTH-CENTRAL


2019	2020	2021
------	------	------

57,181	57,988	57,551	Private Public	No. Sat for Exam
65,783	63,199	60,299		
42,019	46,151	52,146	Private Public	5 Credits > Incl. English
36,512	37,949	48,603		
44,684	44,133	51,808	Private Public	5 Credits > Incl. Mathematics
41,977	36,542	50,198		
37,449	38,585	49,500	Private Public	5 Credits > Incl. English & Maths
31,835	29,641	46,316		



**FEMALE**

# WASSCE STATISTICS ON PERFORMANCE 2019 - 2021



**MALE**

		2019	2020	2021
No. Sat for Exam	Private	20,432	19,953	18,183
	Public	71,641	57,016	67,926
5 Credits > Incl. English	Private	13,206	13,126	15,130
	Public	24,859	22,003	46,230
5 Credits > Incl. Mathematics	Private	16,246	14,105	16,036
	Public	32,977	28,189	49,751
5 Credits > Incl. English & Maths	Private	11,888	10,538	14,661
	Public	22,921	16,718	44,498

## NORTH-EAST


2019	2020	2021
------	------	------

15,775	16,082	15,974	Private	No. Sat for Exam
45,435	40,536	46,823	Public	
10,406	10,716	13,729	Private	5 Credits > Incl. English
18,036	16,675	35,127	Public	
12,750	11,757	14,415	Private	5 Credits > Incl. Mathematics
25,375	21,615	37,295	Public	
9,366	8,670	13,230	Private	5 Credits > Incl. English & Maths
16,500	12,686	33,640	Public	



**FEMALE**

# WASSCE STATISTICS ON PERFORMANCE 2019 - 2021



**MALE**

		2019	2020	2021
No. Sat for Exam	Private	34,620	36,758	31,288
	Public	114,593	87,493	70,986
5 Credits > Incl. English	Private	23,486	28,529	27,513
	Public	48,274	51,217	44,673
5 Credits > Incl. Mathematics	Private	29,521	30,280	27,787
	Public	70,875	58,018	48,201
5 Credits > Incl. English & Maths	Private	22,390	24,916	26,053
	Public	44,817	43,174	41,971

## NORTH-WEST


2019	2020	2021
------	------	------

30,918	32,316	29,363	Private Public	No. Sat for Exam
66,841	58,593	48,120		
22,315	26,227	26,710	Private Public	5 Credits > Incl. English
30,630	37,081	33,195		
27,034	27,198	26,653	Private Public	5 Credits > Incl. Mathematics
45,260	41,343	36,199		
21,257	22,964	25,259	Private Public	5 Credits > Incl. English & Maths
28,601	31,577	31,263		



**FEMALE**

# WASSCE STATISTICS ON PERFORMANCE 2019 - 2021



**MALE**

		2019	2020	2021
No. Sat for Exam	Private	52,150	51,132	50,009
	Public	43,382	44,044	42,840
5 Credits > Incl. English	Private	45,369	47,239	47,565
	Public	32,482	38,535	40,315
5 Credits > Incl. Mathematics	Private	47,069	45,000	44,039
	Public	36,019	36,252	39,346
5 Credits > Incl. English & Maths	Private	43,284	43,082	43,038
	Public	30,633	34,003	38,365

## SOUTH-EAST

2019	2020	2021
------	------	------


60,722	58,259	57,108	Private No. Sat for Exam
49,115	50,755	50,043	
53,300	54,205	54,397	Private 5 Credits > Incl. English
37,110	44,994	47,375	
54,636	51,310	50,273	Private 5 Credits > Incl. Mathematics
40,899	41,342	46,336	
50,496	49,388	49,073	Private 5 Credits > Incl. English & Maths
34,972	38,692	45,024	



**FEMALE**



# WASSCE STATISTICS ON PERFORMANCE 2019 - 2021



**MALE**

		2019	2020	2021
No. Sat for Exam	Private	61,443	60,225	58,895
	Public	79,546	81,064	85,504
5 Credits > Incl. English	Private	50,856	54,523	54,479
	Public	54,175	66,233	76,587
5 Credits > Incl. Mathematics	Private	55,048	51,473	55,993
	Public	63,535	58,817	78,650
5 Credits > Incl. English & Maths	Private	49,055	48,584	53,454
	Public	51,739	53,075	74,955

## SOUTH-SOUTH


2019	2020	2021
------	------	------

68,722	66,853	65,478	Private Public	No. Sat for Exam
82,650	84,989	92,069		
58,369	61,538	61,390	Private Public	5 Credits > Incl. English
58,068	70,684	83,559		
62,480	57,866	62,544	Private Public	5 Credits > Incl. Mathematics
66,916	63,183	85,356		
56,394	55,009	60,107	Private Public	5 Credits > Incl. English & Maths
55,353	57,106	81,462		



**FEMALE**

# WASSCE STATISTICS ON PERFORMANCE 2019 - 2021



**MALE**

		2019	2020	2021
No. Sat for Exam	Private	118,402	118,628	132,809
	Public	88,485	90,474	99,241
5 Credits > Incl. English	Private	100,949	98,904	119,142
	Public	49,021	47,541	64,544
5 Credits > Incl. Mathematics	Private	103,645	96,555	119,521
	Public	54,532	43,654	67,252
5 Credits > Incl. English & Maths	Private	95,930	88,853	113,634
	Public	45,048	34,795	60,777

## SOUTH-WEST


2019	2020	2021
------	------	------

130,837	129,865	146,357	Private No. Sat for Exam
93,927	98,172	106,236	
113,487	110,854	133,077	Private 5 Credits > Incl. English
54,116	54,435	72,588	
115,470	106,745	132,220	Private 5 Credits > Incl. Mathematics
58,836	48,565	75,449	
107,595	99,118	126,342	Private 5 Credits > Incl. English & Maths
49,151	39,196	68,452	



**FEMALE**

# WASSCE STATISTICS ON PERFORMANCE 2019 - 2021



**MALE**

		2019	2020	2021
No. Sat for Exam	Private	58	59	82
	Public	.	.	.
5 Credits > Incl. English	Private	28	37	55
	Public	.	.	.
5 Credits > Incl. Mathematics	Private	28	21	49
	Public	.	.	.
5 Credits > Incl. English & Maths	Private	27	20	41
	Public	.	.	.

## Offshore

2019	2020	2021
------	------	------

68	69	90	Private Public	No. Sat for Exam
.	.	.		
28	39	73	Private Public	5 Credits > Incl. English
.	.	.		
23	17	57	Private Public	5 Credits > Incl. Mathematics
.	.	.		
23	16	54	Private Public	5 Credits > Incl. English & Maths
.	.	.		



**FEMALE**

## METHODOLOGY

Data is provided by the West African Examinations Council (WAEC) and verified and validated by the National Bureau of Statistics (NBS)

## APPENDIX

<b>WASSCE FOR SCHOOL CANDIDATES (SC) 2019</b>														
<b>STATISTICS ON PERFORMANCE OF PRIVATE SCHOOLS IN NIGERIA</b>														
S/NO	STATE	TOTAL NUMBER SAT			5 CREDITS & ABOVE INCLUDING ENGLISH			5 CREDITS & ABOVE INCLUDING MATHEMATICS			ABOVE INCLUDING ENG & MATHS			PERCENTAGE
		MALE	FEMALE	TOTAL	MALE	FEMALE	TOTAL	MALE	FEMALE	TOTAL	MALE	FEMALE	TOTAL	
1	ABIA	17,671	19,856	37,527	16,786	19,098	35,884	17,114	19,361	36,475	16,540	18,863	35,403	94.34
2	ABUJA	4,887	5,418	10,305	3,807	4,362	8,169	3,857	4,202	8,059	3,503	3,862	7,365	71.47
3	ADAMAWA	2,803	2,303	5,106	1,978	1,620	3,598	2,322	1,833	4,155	1,899	1,520	3,419	66.96
4	AKWA IBOM	8,617	9,403	18,020	6,870	7,630	14,500	7,816	8,595	16,411	6,685	7,376	14,061	78.03
5	ANAMBRA	12,664	15,722	28,386	10,497	13,006	23,503	10,828	13,313	24,141	9,753	11,945	21,698	76.44
6	BAUCHI	4,227	3,359	7,586	2,749	2,196	4,945	3,425	2,754	6,179	2,521	2,008	4,529	59.7
7	BAYELSA	1,371	1,545	2,916	1,125	1,330	2,455	1,170	1,329	2,499	1,044	1,221	2,265	77.67
8	BENUE	17,526	14,297	31,823	11,960	9,875	21,835	15,130	12,250	27,380	11,580	9,493	21,073	66.22
9	BORNO	6,883	4,781	11,664	4,288	3,147	7,435	5,252	3,883	9,135	3,683	2,750	6,433	55.15
10	CROSS RIVER	9,805	10,000	19,805	7,525	7,883	15,408	8,199	8,637	16,836	7,154	7,576	14,730	74.38
11	DELTA	11,068	12,888	23,956	9,213	10,968	20,181	9,634	11,321	20,955	8,797	10,500	19,297	80.55
12	EBONYI	4,570	4,722	9,292	3,506	3,629	7,135	4,123	4,263	8,386	3,421	3,562	6,983	75.15
13	EDO	15,428	17,309	32,737	12,479	14,582	27,061	14,050	16,062	30,112	12,128	14,192	26,320	80.39
14	EKITI	3,565	3,656	7,221	2,929	3,079	6,008	2,900	3,022	5,922	2,656	2,800	5,456	75.56
15	ENUGU	8,750	10,443	19,193	7,032	8,526	15,558	7,286	8,500	15,786	6,249	7,358	13,607	70.89
16	GOMBE	1,771	1,432	3,203	1,233	1,000	2,233	1,571	1,277	2,848	1,212	980	2,192	68.43
17	IMO	8,495	9,979	18,474	7,548	9,041	16,589	7,718	9,199	16,917	7,321	8,768	16,089	87.08
18	JIGAWA	288	265	553	218	202	420	257	228	485	217	198	415	75.04
19	KADUNA	21,130	19,321	40,451	13,221	12,933	26,154	17,187	16,155	33,342	12,433	12,114	24,547	60.68
20	KANO	6,867	6,556	13,423	5,519	5,513	11,032	6,321	6,150	12,471	5,377	5,385	10,762	80.17
21	KATSINA	2,656	2,092	4,748	1,885	1,608	3,493	2,401	1,980	4,381	1,852	1,590	3,442	72.49
22	KEBBI	967	656	1,623	827	590	1,417	929	642	1,571	822	588	1,410	86.87
23	KOGI	4,540	4,505	9,045	3,080	3,104	6,184	3,558	3,526	7,084	2,802	2,781	5,583	61.72
24	KWARA	7,025	7,108	14,133	6,084	6,313	12,397	4,378	4,448	8,826	4,190	4,294	8,484	60.02
25	LAGOS	53,134	59,829	112,963	46,117	52,804	98,921	47,039	53,378	100,417	44,031	50,301	94,332	83.5
26	NASSARA	8,640	9,028	17,668	6,792	7,229	14,021	7,712	8,066	15,778	6,556	6,963	13,519	76.51
27	NIGER	6,759	7,119	13,878	4,499	5,108	9,607	5,170	5,617	10,787	4,253	4,762	9,015	64.95
28	OGUN	28,803	31,362	60,165	26,003	28,669	54,672	26,834	29,461	56,295	25,496	28,079	53,575	89.04
29	ONDO	7,346	7,630	14,976	6,329	6,793	13,122	6,167	6,570	12,737	5,772	6,194	11,966	79.9
30	OSUN	9,771	10,963	20,734	7,289	8,368	15,657	7,730	8,703	16,433	6,451	7,401	13,852	66.8
31	OYO	15,783	17,397	33,180	12,282	13,774	26,056	12,975	14,336	27,311	11,524	12,820	24,344	73.36
32	PLATEAU	9,847	9,706	19,553	6,154	6,028	12,182	6,877	6,575	13,452	5,548	5,294	10,842	55.44
33	RIVERS	15,154	17,577	32,731	13,644	15,976	29,620	14,179	16,536	30,715	13,247	15,529	28,776	87.91
34	SOKOTO	1,056	874	1,930	867	749	1,616	986	838	1,824	840	731	1,571	81.39
35	TARABA	3,260	2,476	5,736	2,306	1,760	4,066	2,581	1,952	4,533	2,002	1,531	3,533	61.59
36	YOBE	1,488	1,424	2,912	652	683	1,335	1,095	1,051	2,146	571	577	1,148	39.42
37	ZAMFARA	1,656	1,154	2,810	949	720	1,669	1,440	1,041	2,481	849	651	1,500	53.38
	OFFSHORE	58	68	126	28	28	56	28	23	51	27	23	50	39.68
	<b>TOTAL</b>	<b>346,329</b>	<b>364,223</b>	<b>710,552</b>	<b>276,270</b>	<b>299,924</b>	<b>576,194</b>	<b>298,239</b>	<b>317,077</b>	<b>615,316</b>	<b>261,006</b>	<b>282,580</b>	<b>543,586</b>	<b>76.5</b>

**WASSCE FOR SCHOOL CANDIDATES (SC) 2019**

**STATISTICS ON PERFORMANCE OF PUBLIC SCHOOLS IN NIGERIA**

S/NO	STATE	TOTAL NUMBER SAT			5 CREDITS & ABOVE INCLUDING ENGLISH			5 CREDITS & ABOVE INCLUDING MATHEMATICS			ABOVE INCLUDING ENG & MATHS			PERCENTAGE
		MALE	FEMALE	TOTAL	MALE	FEMALE	TOTAL	MALE	FEMALE	TOTAL	MALE	FEMALE	TOTAL	
1	ABIA	4,262	5,053	9,315	3,656	4,575	8,231	3,946	4,759	8,705	3,623	4,496	8,119	87.16
2	ABUJA	7,016	9,070	16,086	3,474	4,525	7,999	3,689	4,435	8,124	2,907	3,615	6,522	40.54
3	ADAMAWA	8,852	6,550	15,402	5,038	3,998	9,036	5,836	4,599	10,435	4,724	3,729	8,453	54.88
4	AKWA IBO	17,629	18,662	36,291	9,282	10,227	19,509	10,778	11,736	22,514	8,414	9,265	17,679	48.71
5	ANAMBRA	7,725	10,078	17,803	5,998	7,379	13,377	6,361	8,075	14,436	5,623	6,843	12,466	70.02
6	BAUCHI	22,761	13,334	36,095	5,350	3,964	9,314	8,271	5,951	14,222	4,827	3,530	8,357	23.15
7	BAYELSA	9,132	8,589	17,721	6,692	6,487	13,179	8,506	8,111	16,617	6,555	6,414	12,969	73.18
8	BENUE	7,285	5,537	12,822	4,457	3,462	7,919	6,078	4,489	10,567	4,341	3,299	7,640	59.58
9	BORNO	14,104	10,518	24,622	4,127	3,636	7,763	5,935	5,865	11,800	3,767	3,252	7,019	28.5
10	CROSS RIV	7,766	7,733	15,499	5,298	5,494	10,792	6,018	6,290	12,308	5,011	5,225	10,236	66.04
11	DELTA	14,890	15,935	30,825	9,598	10,667	20,265	11,464	12,372	23,836	9,195	10,176	19,371	62.84
12	EBONYI	7,975	8,106	16,081	4,323	4,239	8,562	5,825	5,885	11,710	3,960	3,877	7,837	48.73
13	EDO	12,599	13,360	25,959	7,960	9,020	16,980	10,645	11,612	22,257	7,741	8,820	16,561	63.79
14	EKITI	6,510	6,519	13,029	3,981	4,276	8,257	4,430	4,464	8,894	3,728	3,808	7,536	57.84
15	ENUGU	9,585	11,596	21,181	7,078	8,491	15,569	7,450	8,975	16,425	6,304	7,650	13,954	65.87
16	GOMBE	8,866	6,212	15,078	2,877	2,140	5,017	3,937	3,143	7,080	2,660	2,025	4,685	31.07
17	IMO	13,835	14,282	28,117	11,427	12,426	23,853	12,437	13,205	25,642	11,123	12,106	23,229	82.61
18	JIGAWA	15,831	7,497	23,328	1,888	748	2,636	7,479	3,295	10,774	1,722	668	2,390	10.24
19	KADUNA	18,294	15,561	33,855	8,856	8,077	16,933	11,972	11,248	23,220	8,235	7,633	15,868	46.87
20	KANO	7,784	6,791	14,575	3,891	3,723	7,614	5,428	5,289	10,717	3,638	3,569	7,207	49.44
21	KATSINA	13,264	9,151	22,415	6,305	3,686	9,991	9,323	6,077	15,400	5,879	3,338	9,217	41.11
22	KEBBI	19,847	9,695	29,542	11,277	6,212	17,489	13,995	7,400	21,395	10,856	6,020	16,876	57.12
23	KOGI	10,231	9,056	19,287	5,048	4,841	9,889	6,673	6,217	12,890	4,677	4,502	9,179	47.59
24	KWARA	11,302	10,760	22,062	8,139	8,109	16,248	6,490	6,665	13,155	5,700	5,915	11,615	52.65
25	LAGOS	22,603	26,449	49,052	13,515	16,375	29,890	14,773	17,423	32,196	12,560	14,969	27,529	56.12
26	NASSARAWA	16,978	12,572	29,550	10,682	8,144	18,826	13,440	10,431	23,871	10,038	7,759	17,797	60.23
27	NIGER	18,027	12,982	31,009	5,854	4,595	10,449	8,240	6,063	14,303	5,339	4,126	9,465	30.52
28	OGUN	15,414	16,301	31,715	7,579	8,446	16,025	8,073	8,749	16,822	6,902	7,550	14,452	45.57
29	ONDO	10,976	11,310	22,286	7,683	8,439	16,122	8,340	9,086	17,426	7,103	7,919	15,022	67.41
30	OSUN	8,355	7,893	16,248	4,525	4,470	8,995	5,472	5,336	10,808	4,111	4,039	8,150	50.16
31	OYO	24,627	25,455	50,082	11,738	12,110	23,848	13,444	13,778	27,222	10,644	10,866	21,510	42.95
32	PLATEAU	7,194	5,806	13,000	3,500	2,836	6,336	4,534	3,677	8,211	3,237	2,619	5,856	45.05
33	RIVERS	17,530	18,371	35,901	15,345	16,173	31,518	16,124	16,795	32,919	14,823	15,453	30,276	84.33
34	SOKOTO	19,810	9,673	29,483	11,358	5,283	16,641	13,229	7,404	20,633	10,609	4,978	15,587	52.87
35	TARABA	7,215	5,075	12,290	5,653	3,912	9,565	5,922	4,144	10,066	5,168	3,608	8,776	71.41
36	YOBE	9,843	3,746	13,589	1,814	386	2,200	3,076	1,673	4,749	1,775	356	2,131	15.68
37	ZAMFARA	19,763	8,473	28,236	4,699	2,901	7,600	9,449	4,547	13,996	3,878	2,395	6,273	22.22
	<b>TOTAL</b>	<b>475,680</b>	<b>403,751</b>	<b>879,431</b>	<b>249,965</b>	<b>234,472</b>	<b>484,437</b>	<b>307,082</b>	<b>279,263</b>	<b>586,345</b>	<b>231,397</b>	<b>216,412</b>	<b>447,809</b>	<b>50.92</b>

# WASSCE FOR SCHOOL CANDIDATES (SC) 2020

## STATISTICS ON PERFORMANCE OF PRIVATE SCHOOLS IN NIGERIA

S/NO	STATE	TOTAL NUMBER SAT			5 CREDITS & ABOVE INCLUDING ENGLISH			5 CREDITS & ABOVE INCLUDING MATHEMATICS			ABOVE INCLUDING ENG & MATHS			PERCENTAGE
		MALE	FEMALE	TOTAL	MALE	FEMALE	TOTAL	MALE	FEMALE	TOTAL	MALE	FEMALE	TOTAL	
1	ABIA	17,647	19,617	37,264	17,137	19,033	36,170	16,851	18,720	35,571	16,535	18,367	34,902	93.66
2	ABUJA	5,742	6,536	12,278	4,473	5,151	9,624	4,166	4,573	8,739	3,669	4,003	7,672	62.49
3	ADAMAWA	2,984	2,457	5,441	2,306	1,818	4,124	2,404	1,975	4,379	2,020	1,550	3,570	65.61
4	AKWA IBOM	8,703	9,111	17,814	7,882	8,384	16,266	7,597	8,059	15,656	7,148	7,621	14,769	82.91
5	ANAMBRA	11,653	13,919	25,572	10,242	12,377	22,619	9,320	11,265	20,585	8,646	10,644	19,290	75.43
6	BAUCHI	4,476	3,557	8,033	2,973	2,461	5,434	2,197	1,864	4,061	1,696	1,412	3,108	38.69
7	BAYELSA	1,361	1,450	2,811	1,269	1,353	2,622	505	544	1,049	486	532	1,018	36.21
8	BENUE	16,189	13,441	29,630	13,216	11,173	24,389	13,228	11,087	24,315	11,607	9,861	21,468	72.45
9	BORNO	6,132	4,399	10,531	3,610	2,714	6,324	4,484	3,461	7,945	3,076	2,395	5,471	51.95
10	CROSS RIVER	9,073	9,680	18,753	7,867	8,588	16,455	6,956	7,602	14,558	6,445	7,100	13,545	72.22
11	DELTA	11,106	12,900	24,006	9,612	11,440	21,052	9,623	11,270	20,893	8,780	10,426	19,206	80
12	EBONYI	4,711	5,003	9,714	4,076	4,352	8,428	3,599	3,838	7,437	3,283	3,481	6,764	69.63
13	EDO	15,411	17,323	32,734	14,070	16,087	30,157	13,954	15,909	29,863	13,244	15,178	28,422	86.82
14	EKITI	3,367	3,514	6,881	2,889	3,125	6,014	3,001	3,276	6,277	2,678	2,980	5,658	82.22
15	ENUGU	8,538	9,847	18,385	7,706	9,014	16,720	7,449	8,500	15,949	7,067	8,103	15,170	82.51
16	GOMBE	1,897	1,633	3,530	1,214	1,065	2,279	1,647	1,422	3,069	1,137	993	2,130	60.33
17	IMO	8,583	9,873	18,456	8,078	9,429	17,507	7,781	8,987	16,768	7,551	8,793	16,344	88.55
18	JIGAWA	423	311	734	283	238	521	304	247	551	250	220	470	64.03
19	KADUNA	22,250	19,752	42,002	16,800	15,600	32,400	17,410	15,956	33,366	14,043	13,199	27,242	64.85
20	KANO	7,350	7,056	14,406	5,834	5,882	11,716	6,298	6,161	12,459	5,219	5,232	10,451	72.54
21	KATSINA	2,545	2,091	4,636	2,041	1,802	3,843	2,310	1,900	4,210	1,941	1,694	3,635	78.4
22	KEBBI	1,060	768	1,828	991	717	1,708	1,024	748	1,772	973	710	1,683	92.06
23	KOGI	4,729	4,438	9,167	4,056	3,752	7,808	3,924	3,675	7,599	3,519	3,276	6,795	74.12
24	KWARA	6,155	6,048	12,203	3,705	3,828	7,533	3,245	3,319	6,564	2,671	2,743	5,414	44.36
25	LAGOS	54,087	60,440	114,527	46,824	53,375	100,199	45,276	51,039	96,315	42,160	47,916	90,076	78.65
26	NASSARAWA	9,498	10,102	19,600	7,614	8,173	15,787	7,443	7,825	15,268	6,318	6,666	12,984	66.24
27	NIGER	7,083	7,689	14,772	5,756	6,387	12,143	5,996	6,654	12,650	5,281	5,877	11,158	75.53
28	OGUN	28,521	30,904	59,425	25,894	28,478	54,372	26,279	28,474	54,753	24,646	26,993	51,639	86.89
29	ONDO	7,544	7,721	15,265	6,197	6,567	12,764	6,068	6,305	12,373	5,405	5,715	11,120	72.84
30	OSUN	8,950	9,676	18,626	4,119	4,834	8,953	3,530	3,970	7,500	2,747	3,154	5,901	31.68
31	OYO	16,159	17,610	33,769	12,981	14,475	27,456	12,401	13,681	26,082	11,217	12,360	23,577	69.81
32	PLATEAU	9,895	9,734	19,629	7,825	7,687	15,512	7,427	7,000	14,427	6,539	6,159	12,698	64.69
33	RIVERS	14,571	16,389	30,960	13,823	15,686	29,509	12,838	14,482	27,320	12,481	14,152	26,633	86.02
34	SOKOTO	1,213	1,042	2,255	1,099	926	2,025	1,088	909	1,997	1,029	855	1,884	83.55
35	TARABA	2,979	2,298	5,277	2,264	1,786	4,050	2,424	1,926	4,350	1,972	1,595	3,567	67.59
36	YOBE	1,485	1,738	3,223	759	872	1,631	949	1,109	2,058	637	725	1,362	42.26
37	ZAMFARA	1,917	1,296	3,213	1,481	1,062	2,543	1,846	1,277	3,123	1,461	1,054	2,515	78.28
	OFFSHORE	59	69	128	37	39	76	21	17	38	20	16	36	28.13
		<b>346,046</b>	<b>361,432</b>	<b>707,478</b>	<b>289,003</b>	<b>309,730</b>	<b>598,733</b>	<b>282,863</b>	<b>299,026</b>	<b>581,889</b>	<b>255,597</b>	<b>273,750</b>	<b>529,347</b>	<b>74.82</b>

# WASSCE FOR SCHOOL CANDIDATES (SC) 2020

## STATISTICS ON PERFORMANCE OF PUBLIC SCHOOLS IN NIGERIA

S/NO	STATE	TOTAL NUMBER SAT			5 CREDITS & ABOVE INCLUDING ENGLISH			5 CREDITS & ABOVE INCLUDING MATHEMATICS			ABOVE INCLUDING ENG & MATHS			PERCENTAGE
		MALE	FEMALE	TOTAL	MALE	FEMALE	TOTAL	MALE	FEMALE	TOTAL	MALE	FEMALE	TOTAL	
1	ABIA	4,462	5,001	9,463	4,120	4,739	8,859	4,076	4,610	8,686	3,859	4,432	8,291	87.61
2	ABUJA	7,123	8,978	16,101	4,219	5,475	9,694	3,229	3,960	7,189	2,798	3,383	6,181	38.38
3	ADAMAWA	15,256	12,390	27,646	6,727	5,286	12,013	8,457	6,876	15,333	5,569	4,266	9,835	35.57
4	AKWA IBOM	16,676	17,752	34,428	11,782	12,981	24,763	11,302	12,440	23,742	9,896	10,920	20,816	60.46
5	ANAMBRA	8,305	10,630	18,935	7,155	9,261	16,416	6,662	8,191	14,853	6,222	7,596	13,818	72.97
6	BAUCHI	7,077	5,480	12,557	2,529	2,244	4,773	2,897	2,413	5,310	1,559	1,491	3,050	24.29
7	BAYELSA	7,504	7,468	14,972	6,571	6,762	13,333	775	872	1,647	710	811	1,521	10.15
8	BENUE	5,858	4,725	10,583	4,514	3,634	8,148	4,720	3,667	8,387	3,980	3,055	7,035	66.47
9	BORNO	12,844	9,451	22,295	3,077	2,288	5,365	4,584	4,185	8,769	2,105	1,643	3,748	16.81
10	CROSS RIVER	8,029	7,695	15,724	6,467	6,397	12,864	5,961	5,860	11,821	5,215	5,180	10,395	66.1
11	DELTA	14,948	16,436	31,384	11,027	12,644	23,671	11,086	12,784	23,870	9,373	11,006	20,379	64.93
12	EBONYI	7,547	7,626	15,173	5,753	5,920	11,673	5,039	5,073	10,112	4,417	4,441	8,858	58.38
13	EDO	11,599	12,803	24,402	10,155	11,057	21,212	10,359	11,452	21,811	9,445	10,259	19,704	80.74
14	EKITI	7,498	7,544	15,042	5,632	6,037	11,669	5,739	5,855	11,594	4,830	5,017	9,847	65.46
15	ENUGU	9,994	13,249	23,243	8,846	11,882	20,728	8,136	10,613	18,749	7,673	9,999	17,672	76.03
16	GOMBE	6,246	5,105	11,351	2,467	2,422	4,889	2,479	2,624	5,103	1,456	1,698	3,154	27.78
17	IMO	13,736	14,249	27,985	12,661	13,192	25,853	12,339	12,855	25,194	11,832	12,224	24,056	85.96
18	JIGAWA	2,246	1,275	3,521	1,415	793	2,208	1,565	792	2,357	1,125	634	1,759	49.95
19	KADUNA	18,313	16,136	34,449	11,367	10,117	21,484	11,503	10,643	22,146	8,944	8,114	17,058	49.51
20	KANO	6,793	6,215	13,008	3,236	3,579	6,815	3,699	4,398	8,097	2,557	3,138	5,695	43.78
21	KATSINA	13,423	10,072	23,495	6,747	5,191	11,938	8,786	6,198	14,984	5,663	4,220	9,883	42.06
22	KEBBI	17,745	9,192	26,937	12,387	7,229	19,616	13,917	7,575	21,492	11,502	6,589	18,091	67.16
23	KOGI	9,999	8,514	18,513	7,233	6,331	13,564	7,512	6,575	14,087	6,294	5,567	11,861	64.06
24	KWARA	9,951	9,664	19,615	1,880	2,042	3,922	1,428	1,442	2,870	1,050	1,084	2,134	10.87
25	LAGOS	23,030	27,407	50,437	14,201	17,327	31,528	11,452	13,878	25,330	9,683	11,729	21,412	42.45
26	NASSARAWA	17,008	12,929	29,937	11,331	8,861	20,192	11,474	8,927	20,401	9,075	7,009	16,084	53.72
27	NIGER	17,640	12,742	30,382	9,049	7,478	16,527	10,556	8,301	18,857	7,476	6,348	13,824	45.5
28	OGUN	19,220	20,308	39,528	8,905	10,133	19,038	9,151	10,326	19,477	6,772	7,770	14,542	36.78
29	ONDO	11,591	11,986	23,577	7,570	8,214	15,784	7,301	7,772	15,073	5,638	6,133	11,771	49.92
30	OSUN	7,196	7,128	14,324	783	923	1,706	500	400	900	373	313	686	4.78
31	OYO	21,939	23,799	45,738	10,450	11,801	22,251	9,511	10,334	19,845	7,499	8,234	15,733	34.39
32	PLATEAU	6,842	5,647	12,489	4,825	4,128	8,953	4,391	3,670	8,061	3,686	3,195	6,881	55.09
33	RIVERS	22,308	22,835	45,143	20,231	20,843	41,074	19,334	19,775	39,109	18,436	18,930	37,366	82.77
34	SOKOTO	12,829	8,028	20,857	7,538	6,002	13,540	8,952	6,484	15,436	6,413	5,358	11,771	56.43
35	TARABA	6,797	4,735	11,532	4,688	3,370	8,058	5,400	3,617	9,017	4,016	2,774	6,790	58.87
36	YOBE	8,796	3,375	12,171	2,515	1,065	3,580	4,372	1,900	6,272	2,013	814	2,827	23.22
37	ZAMFARA	16,144	7,675	23,819	8,527	4,170	12,697	9,596	5,253	14,849	6,970	3,524	10,494	44.05
	<b>TOTAL</b>	<b>434,512</b>	<b>396,244</b>	<b>830,756</b>	<b>268,580</b>	<b>261,818</b>	<b>530,398</b>	<b>268,240</b>	<b>252,590</b>	<b>520,830</b>	<b>216,124</b>	<b>208,898</b>	<b>425,022</b>	<b>51.16</b>



# WASSCE FOR SCHOOL CANDIDATES (SC) 2021

## STATISTICS ON PERFORMANCE OF PRIVATE SCHOOLS IN NIGERIA

S/NO	STATE	TOTAL NUMBER SAT			5 CREDITS & ABOVE INCLUDING ENGLISH			5 CREDITS & ABOVE INCLUDING MATHEMATICS			INCLUDING MATHEMATICS & ENGLISH LANGUAGE			PERCENTAGE
		MALE	FEMALE	TOTAL	MALE	FEMALE	TOTAL	MALE	FEMALE	TOTAL	MALE	FEMALE	TOTAL	
1	ABIA	16,589	18,260	34,849	15,909	17,517	33,426	13,580	14,931	28,511	13,230	14,486	27,716	79.53
2	ABUJA	6,187	6,841	13,028	5,622	6,250	11,872	5,358	5,866	11,224	5,225	5,726	10,951	84.05
3	ADAMAWA	2,822	2,537	5,359	2,565	2,361	4,926	2,599	2,322	4,921	2,504	2,254	4,758	88.78
4	AKWA IBOM	7,814	8,124	15,938	7,295	7,666	14,961	7,440	7,756	15,196	7,176	7,520	14,696	92.2
5	ANAMBRA	12,157	14,782	26,939	11,475	13,957	25,432	11,572	14,091	25,663	11,287	13,724	25,011	92.84
6	BAUCHI	3,994	3,181	7,175	3,172	2,662	5,834	3,295	2,740	6,035	3,036	2,560	5,596	77.99
7	BAYELSA	1,365	1,561	2,926	1,165	1,360	2,525	1,155	1,317	2,472	1,118	1,272	2,390	81.68
8	BENUE	15,909	13,521	29,430	14,746	12,650	27,396	15,036	12,850	27,886	14,480	12,413	26,893	91.37
9	BORNO	5,413	4,658	10,071	4,249	3,878	8,127	4,612	4,123	8,735	4,091	3,715	7,806	77.5
10	CROSS RIVER	8,555	9,037	17,592	7,783	8,441	16,224	7,952	8,574	16,526	7,575	8,242	15,817	89.91
11	DELTA	11,396	12,955	24,351	10,474	12,151	22,625	11,031	12,575	23,606	10,417	12,047	22,464	92.25
12	EBONYI	4,149	4,551	8,700	3,957	4,323	8,280	3,774	4,166	7,940	3,699	4,060	7,759	89.18
13	EDO	16,155	18,578	34,733	15,028	17,377	32,405	15,544	17,958	33,502	14,848	17,183	32,031	92.22
14	EKITI	3,936	4,206	8,142	3,774	4,034	7,808	2,820	3,028	5,848	2,759	2,984	5,743	70.53
15	ENUGU	8,313	9,562	17,875	7,927	9,148	17,075	7,721	8,785	16,506	7,610	8,692	16,302	91.2
16	GOMBE	1,666	1,440	3,106	1,533	1,285	2,818	1,575	1,344	2,919	1,505	1,259	2,764	88.98
17	IMO	8,801	9,953	18,754	8,297	9,452	17,749	7,392	8,300	15,692	7,212	8,111	15,323	81.7
18	JIGAWA	462	380	842	389	329	718	407	337	744	361	308	669	79.45
19	KADUNA	17,519	16,837	34,356	15,879	15,536	31,415	15,924	15,377	31,301	15,100	14,636	29,736	86.55
20	KANO	6,912	6,871	13,783	6,321	6,466	12,787	6,606	6,673	13,279	6,251	6,402	12,653	91.8
21	KATSINA	2,305	2,042	4,347	1,717	1,647	3,364	1,697	1,618	3,315	1,575	1,522	3,097	71.24
22	KEBBI	974	779	1,753	937	762	1,699	965	773	1,738	935	761	1,696	96.74
23	KOGI	4,601	4,487	9,088	4,131	4,099	8,230	4,322	4,229	8,551	4,070	4,021	8,091	89.02
24	KWARA	6,623	6,549	13,172	5,506	5,550	11,056	5,088	5,120	10,208	4,698	4,714	9,412	71.45
25	LAGOS	56,207	63,192	119,399	51,255	58,480	109,735	51,129	57,656	108,785	49,019	55,633	104,652	87.64
26	NASSARAWA	9,264	9,983	19,247	8,543	9,276	17,819	8,593	9,307	17,900	8,228	8,931	17,159	89.15
27	NIGER	6,662	7,197	13,859	5,887	6,394	12,281	5,946	6,404	12,350	5,690	6,134	11,824	85.31
28	OGUN	35,511	39,142	74,653	33,691	37,411	71,102	33,961	37,508	71,469	32,955	36,516	69,471	93.05
29	ONDO	9,356	9,424	18,780	8,464	8,714	17,178	8,488	8,592	17,080	8,070	8,242	16,312	86.85
30	OSUN	9,296	10,193	19,489	6,433	7,336	13,769	7,036	7,816	14,852	6,081	6,780	12,861	65.99
31	OYO	18,503	20,200	38,703	15,525	17,102	32,627	16,087	17,620	33,707	14,750	16,187	30,937	79.93
32	PLATEAU	9,233	8,973	18,206	8,074	7,927	16,001	8,320	8,032	16,352	7,775	7,561	15,336	84.23
33	RIVERS	13,610	15,223	28,833	12,734	14,395	27,129	12,871	14,364	27,235	12,320	13,843	26,163	90.73
34	SOKOTO	1,284	1,090	2,374	1,260	1,072	2,332	1,259	1,062	2,321	1,251	1,057	2,308	97.21
35	TARABA	2,677	2,151	4,828	2,374	1,941	4,315	2,506	2,030	4,536	2,360	1,930	4,290	88.85
36	YOBE	1,611	2,007	3,618	1,237	1,602	2,839	1,449	1,856	3,305	1,165	1,512	2,677	73.99
37	ZAMFARA	1,832	1,364	3,196	1,010	898	1,908	929	813	1,742	580	573	1,153	36.08
	OFFSHORE	82	90	172	55	73	128	49	57	106	41	54	95	55.23
	<b>TOTAL</b>	<b>349,745</b>	<b>371,921</b>	<b>721,666</b>	<b>316,393</b>	<b>341,522</b>	<b>657,915</b>	<b>316,088</b>	<b>337,970</b>	<b>654,058</b>	<b>301,047</b>	<b>323,565</b>	<b>624,612</b>	<b>86.55</b>

**WASSCE FOR SCHOOL CANDIDATES (SC) 2021**

**STATISTICS ON PERFORMANCE OF PUBLIC SCHOOLS IN NIGERIA**

S/N	STATE	TOTAL NUMBER SAT			5 CREDITS & ABOVE INCLUDING ENGLISH			5 CREDITS & ABOVE INCLUDING MATHEMATICS			ABOVE INCLUDING ENG & MATHS			PERCENTAGE
		MALE	FEMALE	TOTAL	MALE	FEMALE	TOTAL	MALE	FEMALE	TOTAL	MALE	FEMALE	TOTAL	
1	ABIA	4,293	5,078	9,371	4,026	4,802	8,828	3,797	4,595	8,392	3,647	4,420	8,067	86.08
2	ABUJA	6,862	8,731	15,593	5,893	7,386	13,279	5,607	6,884	12,491	5,438	6,679	12,117	77.7
3	ADAMAWA	24,677	17,967	42,644	17,133	12,864	29,997	17,830	13,454	31,284	16,490	12,326	28,816	67.57
4	AKWA IBOM	17,101	18,721	35,822	14,576	16,394	30,970	14,866	16,552	31,418	14,234	15,891	30,125	84.09
5	ANAMBRA	8,160	10,809	18,969	7,649	9,971	17,620	7,750	10,098	17,848	7,573	9,734	17,307	91.23
6	BAUCHI	7,420	4,848	12,268	5,047	3,668	8,715	5,379	3,887	9,266	4,808	3,504	8,312	67.75
7	BAYELSA	6,462	6,667	13,129	5,657	5,799	11,456	5,987	6,201	12,188	5,600	5,741	11,341	86.38
8	BENUE	6,020	4,841	10,861	5,664	4,582	10,246	5,741	4,503	10,244	5,578	4,386	9,964	91.74
9	BORNO	13,282	10,185	23,467	8,708	7,574	16,282	9,577	8,261	17,838	8,453	7,336	15,789	67.28
10	CROSS RIVER	8,160	7,970	16,130	7,457	7,477	14,934	7,528	7,496	15,024	7,300	7,314	14,614	90.6
11	DELTA	16,226	18,564	34,790	14,417	16,694	31,111	15,044	17,213	32,257	14,199	16,297	30,496	87.65
12	EBONYI	7,111	7,769	14,880	6,513	7,275	13,788	6,627	7,440	14,067	6,413	7,179	13,592	91.34
13	EDO	12,049	13,645	25,694	11,215	12,933	24,148	11,750	13,372	25,122	11,180	12,838	24,018	93.47
14	EKITI	7,221	7,149	14,370	6,405	6,613	13,018	5,366	5,569	10,935	5,089	5,351	10,440	72.65
15	ENUGU	9,818	12,241	22,059	9,404	11,804	21,208	9,296	11,717	21,013	9,179	11,535	20,714	93.9
16	GOMBE	6,531	5,437	11,968	4,839	4,394	9,233	4,741	4,503	9,244	4,537	4,210	8,747	73.08
17	IMO	13,458	14,146	27,604	12,723	13,523	26,246	11,876	12,486	24,362	11,553	12,156	23,709	85.88
18	JIGAWA	3,720	1,815	5,535	2,834	1,278	4,112	3,276	1,702	4,978	2,689	1,274	3,963	71.59
19	KADUNA	18,699	15,558	34,257	15,297	13,005	28,302	15,937	13,222	29,159	14,432	12,027	26,459	77.23
20	KANO	6,089	6,014	12,103	5,041	4,922	9,963	5,328	5,585	10,913	4,935	4,821	9,756	80.6
21	KATSINA	8,136	5,838	13,974	4,412	3,320	7,732	4,668	3,863	8,531	3,818	3,053	6,871	49.16
22	KEBBI	18,557	10,667	29,224	14,267	8,707	22,974	15,229	9,701	24,930	13,887	8,649	22,536	77.11
23	KOGI	10,574	9,121	19,695	8,742	7,765	16,507	9,455	8,275	17,730	8,614	7,610	16,224	82.37
24	KWARA	8,241	8,129	16,370	4,827	4,962	9,789	5,114	5,225	10,339	4,352	4,456	8,808	53.8
25	LAGOS	25,856	29,939	55,795	20,137	24,120	44,257	20,179	24,366	44,545	19,157	23,154	42,311	75.83
26	NASSARAWA	13,595	11,304	24,899	11,780	9,990	21,770	12,356	10,534	22,890	11,506	9,774	21,280	85.46
27	NIGER	16,666	12,712	29,378	12,110	9,350	21,460	13,198	9,995	23,193	11,571	9,019	20,590	70.08
28	OGUN	21,293	22,558	43,851	11,826	13,065	24,891	13,044	14,215	27,259	11,531	12,672	24,203	55.19
29	ONDO	11,734	12,227	23,961	9,044	9,763	18,807	9,729	10,327	20,056	8,785	9,284	18,069	75.41
30	OSUN	6,097	6,346	12,443	2,030	2,440	4,470	2,331	2,773	5,104	1,834	2,217	4,051	32.55
31	OYO	27,040	28,017	55,057	15,102	16,587	31,689	16,603	18,199	34,802	14,381	15,774	30,155	54.77
32	PLATEAU	6,441	5,461	11,902	5,316	4,568	9,884	5,522	4,782	10,304	5,076	4,392	9,468	79.54
33	RIVERS	25,506	26,502	52,008	23,265	24,262	47,527	23,475	24,522	47,997	22,442	23,381	45,823	88.1
34	SOKOTO	1,536	618	2,154	1,206	592	1,798	1,087	592	1,679	1,057	590	1,647	76.46
35	TARABA	5,823	4,414	10,237	4,996	3,884	8,880	5,282	4,023	9,305	4,837	3,765	8,602	84.02
36	YOBE	10,193	3,972	14,165	5,507	2,743	8,250	6,942	3,167	10,109	5,373	2,499	7,872	55.57
37	ZAMFARA	14,249	7,610	21,859	1,616	1,371	2,987	2,676	1,534	4,210	1,153	849	2,002	9.15
<b>TOTAL</b>		<b>434,896</b>	<b>403,590</b>	<b>838,486</b>	<b>326,681</b>	<b>320,447</b>	<b>647,128</b>	<b>340,193</b>	<b>330,833</b>	<b>671,026</b>	<b>312,701</b>	<b>306,157</b>	<b>618,858</b>	<b>73.81</b>

NORTH-CENTRAL	2019		2020		2021	
	Female	Male	Female	Male	Female	Male
<b>5 Credits Above Incl Eng &amp; Maths</b>	<b>69,284</b>	<b>74,671</b>	<b>68,226</b>	<b>73,963</b>	<b>95,816</b>	<b>102,301</b>
Private	37,449	38,432	38,585	39,604	49,500	50,166
Public	31,835	36,239	29,641	34,359	46,316	52,135
<b>5 Credits Above Incl English</b>	<b>78,531</b>	<b>83,530</b>	<b>84,100</b>	<b>89,696</b>	<b>100,749</b>	<b>106,841</b>
Private	42,019	42,376	46,151	46,645	52,146	52,509
Public	36,512	41,154	37,949	43,051	48,603	54,332
<b>5 Credits Above Incl Mathematics</b>	<b>86,661</b>	<b>95,826</b>	<b>80,675</b>	<b>88,739</b>	<b>102,006</b>	<b>109,656</b>
Private	44,684	46,682	44,133	45,429	51,808	52,663
Public	41,977	49,144	36,542	43,310	50,198	56,993
<b>Total Number Sat</b>	<b>122,964</b>	<b>137,257</b>	<b>121,187</b>	<b>133,712</b>	<b>117,850</b>	<b>126,878</b>
Private	57,181	59,224	57,988	59,291	57,551	58,479
Public	65,783	78,033	63,199	74,421	60,299	68,399

NORTH-EAST	2019		2020		2021	
	Female	Male	Female	Male	Female	Male
<b>5 Credits Above Incl Eng &amp; Maths</b>	<b>25,866</b>	<b>34,809</b>	<b>21,356</b>	<b>27,256</b>	<b>46,870</b>	<b>59,159</b>
Private	9,366	11,888	8,670	10,538	13,230	14,661
Public	16,500	22,921	12,686	16,718	33,640	44,498
<b>5 Credits Above Incl English</b>	<b>28,442</b>	<b>38,065</b>	<b>27,391</b>	<b>35,129</b>	<b>48,856</b>	<b>61,360</b>
Private	10,406	13,206	10,716	13,126	13,729	15,130
Public	18,036	24,859	16,675	22,003	35,127	46,230
<b>5 Credits Above Incl Mathematics</b>	<b>38,125</b>	<b>49,223</b>	<b>33,372</b>	<b>42,294</b>	<b>51,710</b>	<b>65,787</b>
Private	12,750	16,246	11,757	14,105	14,415	16,036
Public	25,375	32,977	21,615	28,189	37,295	49,751
<b>Total Number Sat</b>	<b>61,210</b>	<b>92,073</b>	<b>56,618</b>	<b>76,969</b>	<b>62,797</b>	<b>86,109</b>
Private	15,775	20,432	16,082	19,953	15,974	18,183
Public	45,435	71,641	40,536	57,016	46,823	67,926

NORTH-WEST	2019		2020		2021	
	Female	Male	Female	Male	Female	Male
<b>5 Credits Above Incl Eng &amp; Maths</b>	<b>49,858</b>	<b>67,207</b>	<b>54,541</b>	<b>68,090</b>	<b>56,522</b>	<b>68,024</b>
Private	21,257	22,390	22,964	24,916	25,259	26,053
Public	28,601	44,817	31,577	43,174	31,263	41,971
<b>5 Credits Above Incl English</b>	<b>52,945</b>	<b>71,760</b>	<b>63,308</b>	<b>79,746</b>	<b>59,905</b>	<b>72,186</b>
Private	22,315	23,486	26,227	28,529	26,710	27,513
Public	30,630	48,274	37,081	51,217	33,195	44,673
<b>5 Credits Above Incl Mathematics</b>	<b>72,294</b>	<b>100,396</b>	<b>68,541</b>	<b>88,298</b>	<b>62,852</b>	<b>75,988</b>
Private	27,034	29,521	27,198	30,280	26,653	27,787
Public	45,260	70,875	41,343	58,018	36,199	48,201
<b>Total Number Sat</b>	<b>97,759</b>	<b>149,213</b>	<b>90,909</b>	<b>124,251</b>	<b>77,483</b>	<b>102,274</b>
Private	30,918	34,620	32,316	36,758	29,363	31,288
Public	66,841	114,593	58,593	87,493	48,120	70,986

SOUTH-EAST	2019		2020		2021	
	Female	Male	Female	Male	Female	Male
<b>5 Credits Above Incl Eng &amp; Maths</b>	<b>85,468</b>	<b>73,917</b>	<b>88,080</b>	<b>77,085</b>	<b>94,097</b>	<b>81,403</b>
Private	50,496	43,284	49,388	43,082	49,073	43,038
Public	34,972	30,633	38,692	34,003	45,024	38,365
<b>5 Credits Above Incl English</b>	<b>90,410</b>	<b>77,851</b>	<b>99,199</b>	<b>85,774</b>	<b>101,772</b>	<b>87,880</b>
Private	53,300	45,369	54,205	47,239	54,397	47,565
Public	37,110	32,482	44,994	38,535	47,375	40,315
<b>5 Credits Above Incl Mathematics</b>	<b>95,535</b>	<b>83,088</b>	<b>92,652</b>	<b>81,252</b>	<b>96,609</b>	<b>83,385</b>
Private	54,636	47,069	51,310	45,000	50,273	44,039
Public	40,899	36,019	41,342	36,252	46,336	39,346
<b>Total Number Sat</b>	<b>109,837</b>	<b>95,532</b>	<b>109,014</b>	<b>95,176</b>	<b>107,151</b>	<b>92,849</b>
Private	60,722	52,150	58,259	51,132	57,108	50,009
Public	49,115	43,382	50,755	44,044	50,043	42,840

SOUTH-SOUTH	2019		2020		2021	
	Female	Male	Female	Male	Female	Male
<b>5 Credits Above Incl Eng &amp; Maths</b>	<b>111,747</b>	<b>100,794</b>	<b>112,115</b>	<b>101,659</b>	<b>141,569</b>	<b>128,409</b>
Private	56,394	49,055	55,009	48,584	60,107	53,454
Public	55,353	51,739	57,106	53,075	81,462	74,955
<b>5 Credits Above Incl English</b>	<b>116,437</b>	<b>105,031</b>	<b>132,222</b>	<b>120,756</b>	<b>144,949</b>	<b>131,066</b>
Private	58,369	50,856	61,538	54,523	61,390	54,479
Public	58,068	54,175	70,684	66,233	83,559	76,587
<b>5 Credits Above Incl Mathematics</b>	<b>129,396</b>	<b>118,583</b>	<b>121,049</b>	<b>110,290</b>	<b>147,900</b>	<b>134,643</b>
Private	62,480	55,048	57,866	51,473	62,544	55,993
Public	66,916	63,535	63,183	58,817	85,356	78,650
<b>Total Number Sat</b>	<b>151,372</b>	<b>140,989</b>	<b>151,842</b>	<b>141,289</b>	<b>157,547</b>	<b>144,399</b>
Private	68,722	61,443	66,853	60,225	65,478	58,895
Public	82,650	79,546	84,989	81,064	92,069	85,504

SOUTH-WEST	2019		2020		2021	
	Female	Male	Female	Male	Female	Male
<b>5 Credits Above Incl Eng &amp; Maths</b>	<b>156,746</b>	<b>140,978</b>	<b>138,314</b>	<b>123,648</b>	<b>194,794</b>	<b>174,411</b>
Private	107,595	95,930	99,118	88,853	126,342	113,634
Public	49,151	45,048	39,196	34,795	68,452	60,777
<b>5 Credits Above Incl English</b>	<b>167,603</b>	<b>149,970</b>	<b>165,289</b>	<b>146,445</b>	<b>205,665</b>	<b>183,686</b>
Private	113,487	100,949	110,854	98,904	133,077	119,142
Public	54,116	49,021	54,435	47,541	72,588	64,544
<b>5 Credits Above Incl Mathematics</b>	<b>174,306</b>	<b>158,177</b>	<b>155,310</b>	<b>140,209</b>	<b>207,669</b>	<b>186,773</b>
Private	115,470	103,645	106,745	96,555	132,220	119,521
Public	58,836	54,532	48,565	43,654	75,449	67,252
<b>Total Number Sat</b>	<b>224,764</b>	<b>206,887</b>	<b>228,037</b>	<b>209,102</b>	<b>252,593</b>	<b>232,050</b>
Private	130,837	118,402	129,865	118,628	146,357	132,809
Public	93,927	88,485	98,172	90,474	106,236	99,241

# CONTACT



**National Bureau of Statistics**  
Head Office

Plot 762 Independence Avenue,  
Central Business District, Garki  
Abuja.

**Sunday J. Ichedi**  
Information Desk

Head, Communication & Public  
Relations Department (C&PRD)  
Phone: +2348037051701  
sjchedi@nigerianstat.gov.ng

**Moses Mathew**  
Statistical Information Officer

Phone: +2347069071157  
matmoses@nigerianstat.gov.ng

**Nuhu Joseph Waney II**  
Chief of Protocol

Phone: +2348037020063  
jwnuhu@nigerianstat.gov.ng



@nbs\_nigeria



NBSNigeria



nbs\_nigeria

