



THE FEDERAL REPUBLIC  
OF NIGERIA



NATIONAL BUREAU OF STATISTICS

# ELECTRONIC PAYMENT CHANNELS IN THE NIGERIA BANKING SECTOR

Q3 2016

November 2016



DATA ON ALL PAYMENT CHANNELS FOR Q3 2016 (NAIRA)

2016	CHEQUES		NEFT		ATM		POS		INTERNET (WEB)		MOBILE PAYMENTS		NIP		TOTAL	
Month	Volume	Value	Volume	Value	Volume	Value	Volume	Value	Volume	Value	Volume	Value	Volume	Value	Volume	Value
July	970,240	436,046,012,843	3,431,912	1,870,933,943,839	52,368,193	394,351,652,175	5,071,228	59,397,373,334	900,176	9,072,363,760	3,405,110	77,867,582,298	11,468,647	2,865,795,759,634	77,615,506	5,713,464,687,883
August	1,071,921	518,116,842,894	3,821,114	2,472,494,358,627	53,775,039	427,805,134,762	5,370,856	64,106,381,255	1,282,724	11,282,991,735	3,742,399	76,522,360,843	13,192,675	3,352,567,478,690	82,256,728	6,922,895,548,807
September	966,480	460,737,065,091	2,274,303	1,116,872,198,960	50,961,347	424,641,922,711	5,586,031	66,443,254,936	1,343,817	10,408,233,137	3,718,079	68,667,497,451	14,167,649	3,372,756,523,342	79,017,706	5,520,526,695,628
2016 Q3	3,008,641	1,414,899,920,828	9,527,329	5,460,300,501,426	157,104,579	1,246,798,709,648	16,028,115	189,947,009,525	3,526,717	30,763,588,632	10,865,588	223,057,440,592	38,828,971	9,591,119,761,666	238,889,940	18,156,886,932,319
2016 Q2	2,884,367	1,441,500,683,479	7,132,745	3,041,713,805,816	136,390,687	1,134,496,221,730	13,592,049	163,712,002,510	2,658,016	26,275,951,568	8,643,518	168,284,644,032	31,576,561	8,728,079,150,546	202,877,943	14,704,062,459,681
2016 Q1	2,847,438	1,453,290,310,533	5,877,038	2,757,682,416,934	124,790,186	1,069,989,914,705	11,745,556	144,760,306,645	2,728,415	31,692,178,921	14,092,005	135,242,194,119	24,741,780	7,637,182,526,549	186,822,418	13,229,839,848,406



## PERFORMANCE OF PAYMENT CHANNELS

1

QUICK NUMBERS, Q3 2016

**157,104,579**

**Transactions**



ATM payment channel had the highest volume of transactions, however, it was the 5th largest channel by transaction value with N223bn.

**9.5tn**

**Transaction Value**



NIBSS Instant Payments (NIP) channel recorded the highest value of transaction- N9.5tn in 38,828,971 transactions.

BY VOLUME

ATM

NIP

POS

MOBILE

NEFT

INTERNET

CHEQUE

RANKING

1st

2nd

3rd

4th

5th

6th

7th

BY VALUE

NIP

NEFT

CHEQUE

ATM

MOBILE

POS

INTERNET



NATIONAL BUREAU OF STATISTICS



[www.nigerianstat.gov.ng](http://www.nigerianstat.gov.ng)




@nigerianstat



## PERFORMANCE OF PAYMENT CHANNELS

2

BY VALUE OF TRANSACTION, Q3 2016



NEFT: National Electronic Funds Transfer  
NIP: NIBSS Instant Payment



NATIONAL BUREAU OF STATISTICS



[www.nigerianstat.gov.ng](http://www.nigerianstat.gov.ng)



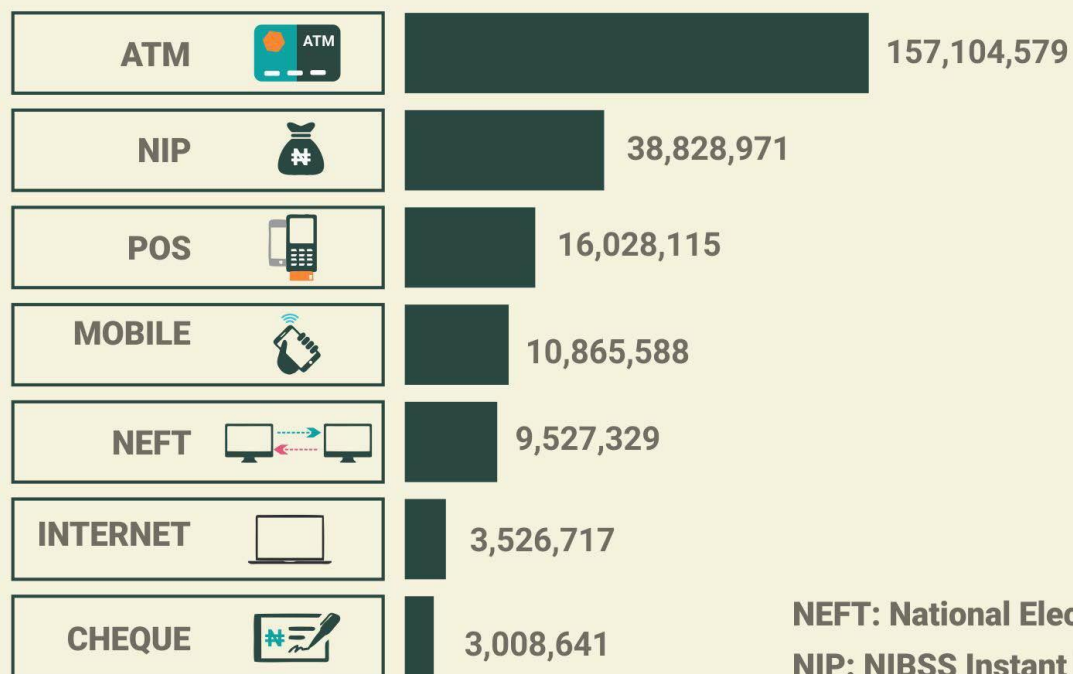
@nigerianstat



## PERFORMANCE OF PAYMENT CHANNELS

3

BY VOLUME OF TRANSACTION, Q3 2016



NEFT: National Electronic Funds Transfer  
NIP: NIBSS Instant Payment



NATIONAL BUREAU OF STATISTICS



[www.nigerianstat.gov.ng](http://www.nigerianstat.gov.ng)



@nigerianstat



## PERFORMANCE OF PAYMENT CHANNELS

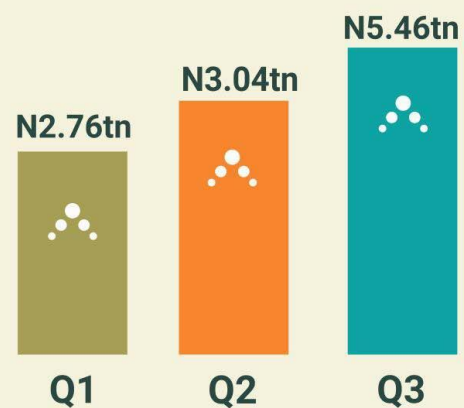
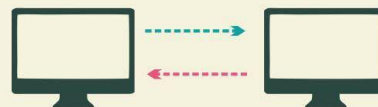
4

BY QUARTER, 2016

CHEQUE



NEFT



NATIONAL BUREAU OF STATISTICS



[www.nigerianstat.gov.ng](http://www.nigerianstat.gov.ng)



@nigerianstat

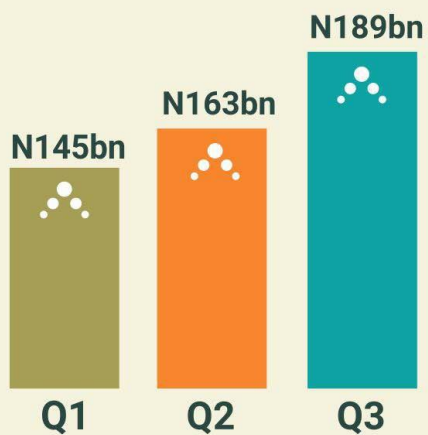


## PERFORMANCE OF PAYMENT CHANNELS


5

BY QUARTER, 2016

POS



INTERNET



NATIONAL BUREAU OF STATISTICS



[www.nigerianstat.gov.ng](http://www.nigerianstat.gov.ng)



@nigerianstat




## PERFORMANCE OF PAYMENT CHANNELS

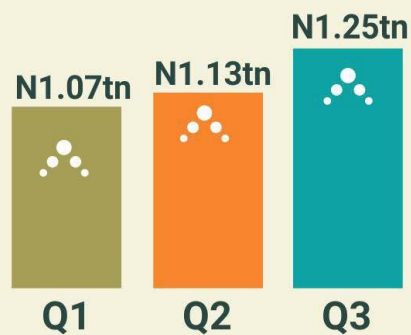
6

BY QUARTER, 2016

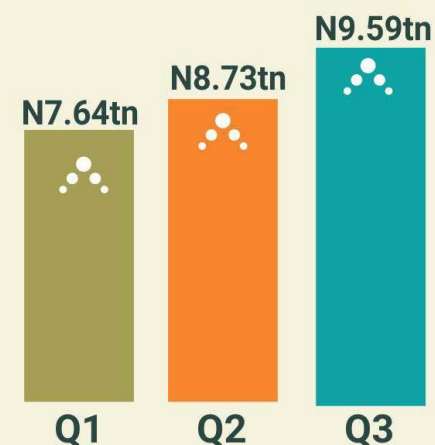
MOBILE



ATM



NIP



NATIONAL BUREAU OF STATISTICS



[www.nigerianstat.gov.ng](http://www.nigerianstat.gov.ng)



@nigerianstat





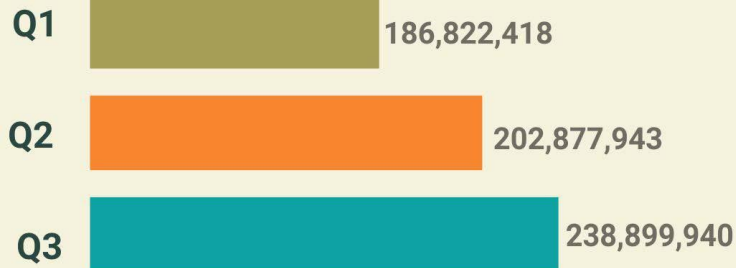
## PERFORMANCE OF PAYMENT CHANNELS

7

QUARTERLY TREND, 2016

VOLUME

628,590,301



VALUE

N46.09tn



NATIONAL BUREAU OF STATISTICS



[www.nigerianstat.gov.ng](http://www.nigerianstat.gov.ng)



@nigerianstat